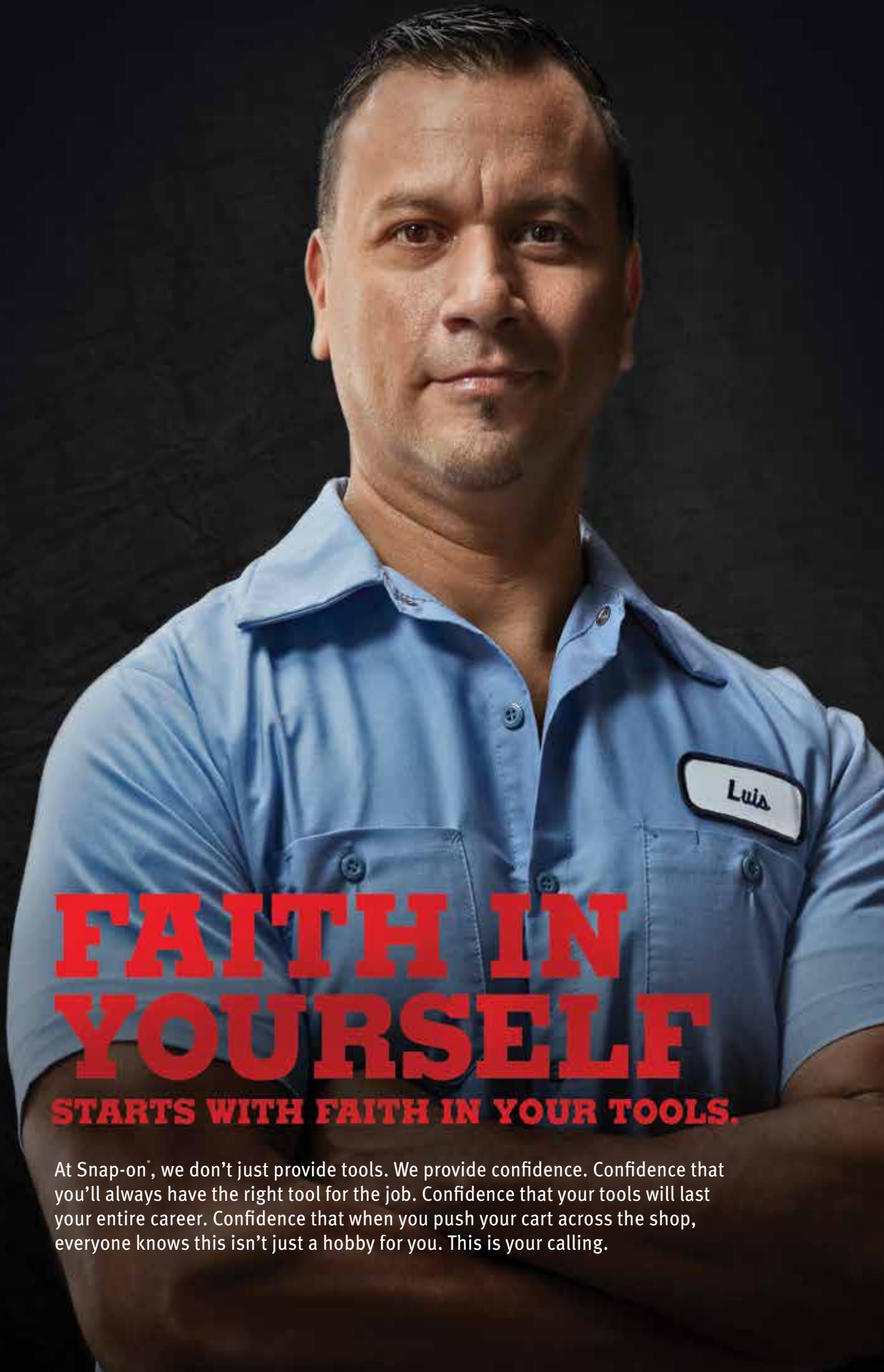


CATALOG 1400



Snap-on



FAITH IN YOURSELF

STARTS WITH FAITH IN YOUR TOOLS.

At Snap-on, we don't just provide tools. We provide confidence. Confidence that you'll always have the right tool for the job. Confidence that your tools will last your entire career. Confidence that when you push your cart across the shop, everyone knows this isn't just a hobby for you. This is your calling.

QUICK REFERENCE GUIDE

TOOL STORAGE	5-96
1/4" DRIVE TOOLS	100-134
3/8" DRIVE TOOLS	135-181
1/2" DRIVE TOOLS	182-210
3/4" DRIVE TOOLS	211-219
1" 1½" 2½" DRIVE TOOLS	220-230
WRENCHES	231-274
TORQUE	275-303
SCREWDRIVERS Awls • Hooks • Picks • Prybars	304-334
PLIERS	335-351
PUNCHES/CHISELS/HAMMERS	352-360
GENERAL HAND TOOLS Files • Scrapers • Spark Plugs • Threading • Extractors • Pullers • Diesel • Other	361-439
SET BUILDING	440-450
POWER TOOLS	451-516
TESTING & ELECTRONICS Specialty Meters • Analyzers • Fuel & Engine Systems	520-563
WELDING	564-583
UNDERCAR	584-621
BATTERY SERVICE	622-629
AIR CONDITIONING	630-642
COOLING	643-650
SHOP EQUIPMENT Lighting • Creepers • Measuring • Pick-up Tools • Compressors • Presses	651-730
SHOP CLEANING Parts Washers • Pressure Washers • Vacuums • Shop Fans	731-737
SAFETY	738-752
DIAGNOSTICS	753-783
INDEX	I1-I30



OUR PEOPLE ARE DEDICATED. AND SO ARE OUR PLANTS.

Only Snap-on® has three separate plants dedicated solely to manufacturing hand tools. Another dedicated to power tools. Another dedicated entirely to tool storage. As well as others focusing solely on wheel service or diagnostics. No other tool company comes close to this breadth of manufacturing. Or invests as much to maintain such strict control over quality. But then, no other tool company has the reputation to preserve that Snap-on does.





THE WORLD'S FINEST TOOLS

ALGONA, IA
TOOL STORAGE

CONWAY, AR
WHEEL BALANCERS AND TIRE CHANGERS

CITY OF INDUSTRY, CA
TORQUE PRODUCTS

SAN JOSE, CA
DIAGNOSTIC PLATFORMS AND SOFTWARE

MURPHY, NC
CORDLESS AND PNEUMATIC POWER TOOLS

MILWAUKEE, WI
SOCKETS, EXTENSIONS, PLIERS
AND SCREWDRIVERS

ELIZABETHTON, TN
WRENCHES, RATCHETS, PRYBARS, PUNCHES
AND CHISELS

ELKMONT, AL
RATCHETING SCREWDRIVERS, HAMMERS,
LARGE SOCKETS AND CUSTOM TOOLS

**TOOLS MADE BY PEOPLE WHO
TAKE AS MUCH
PRIDE
IN THEIR WORK
AS YOU DO.**

What really differentiates our tools from all others isn't something that can be patented. It's passion. It's dedication. Above all, it's pride. Pride in craftsmanship. Pride in design. Pride in upholding a legendary reputation that's nearly a century in the making. That's why our tools perform the way they do. Last the way they do. Hold their value the way they do. Because to us, it's not merely a job. It's a responsibility.



THE WORLD'S FINEST TOOLS



**THE ONES WHO DRIVE
OUR TOOLS TO YOU
MAY BE THE MOST
DRIVEN OF ALL.**

No one goes the distance to improve your productivity like Snap-on® Franchisees and their assistants. Week after week, they're there to show you the latest innovative tools and help you add them to your collection — whether it means arranging payment terms that work for you or extending Snap-on® Credit. Bottom line, our Franchisees don't just sell tools, they possess the tools to help you succeed. Which can make them a driving force behind your career.

OVERVIEW 6

EPIQ SERIES 9

MASTERS SERIES 21

CLASSIC SERIES 39

HERITAGE SERIES 45

MOBILE SOLUTIONS 52

ACCESSORIES 67



Snap-on

TOOL STORAGE

THE WORLD'S ONLY TOOL STORAGE EQUIPPED TO HOLD THE SNAP-ON® NAMEPLATE.

Breadth of choices. Customization. Innovation. All things that make Snap-on® tool storage systems far and away the industry's most coveted. Wherever you work, whatever point of your career, Snap-on has the tool storage and innovative features that are right for you.

"We make the world's
best tool storage boxes.
Period."

Laurie Long
Algona, IA Plant

Endless expansion. Endless durability.

Nearly infinite expansion options mean our tool storage systems can grow with you as your career grows. Uncompromising build quality means it'll last your entire career and beyond.



POWERED TOOL STORAGE

Our EPIQ, Masters and Classic Series roll cabs let you charge your tools in a PowerDrawer, which includes a USB port.



MOBILE STORAGE

From roll cabs to carts, Snap-on® tool storage goes where you go. Smoothly and easily.



IMPULSE™ DRAWERS

Flush finish drawers that open easier, close smoother and don't drift open.



LOCK'N ROLL® DRAWERS

Our special retention system keeps drawers securely in place to prevent accidental openings.



STRUCTURAL CONTINUITY

Our special process for welding and bonding the corner gussets of each roll cab provides greater overall strength.



DOUBLE WALL CONSTRUCTION

Guards against faulty drawer operation caused by dents and dings.



HIGH-END PAINT

An ultra-tough powder coat process provides impressive finishes in a variety of colors.



BUILD YOURS AT ULTIMATOR.SNAPON.COM

Create your dream roll cab by testing different configurations, colors, trims and features. Then print it out to share with your Franchisee.

TOOL STORAGE AT A GLANCE

STEEL GAUGE

FEATURES

COMPONENT	EPIQ	MASTERS	CLASSIC	HERITAGE
BOTTOM	16 (14-Gauge Super-Duty Skid Support System)	16 (14-Gauge Extra Heavy-Duty Skid Support System)	16 (14-Gauge Heavy-Duty Skid Support System)	16 (14-Gauge Heavy-Duty Skid Support System on 53" Roll Cabs)
TOP	16 (Super-Duty Stiffeners)	16 (Extra Heavy-Duty Stiffeners)	16 (Heavy-Duty Stiffeners)	16 (Medium-Duty Stiffeners on 53" Roll Cabs)
BACK	16	16	16	18
SIDE	16	16	16	18
FALSE SIDE PANELS	18	18	18	20
DRAWER FRONT	18	18	18	20
DRAWER BODY	18	18	18	18/20
DRAWER BACK	18	18	18	20
STANDING SEAM	Y	Y	Y	N A
CORNER GUSSETS	4	4	4	4 (53"); 2 (40")
SLIDES, LB (BALL BEARING)	227	227	120	120
HANDLE	Chrome with grips	Chrome with insert	Ergonomic	Ergonomic
DRAWER TRIM	Dual-function Aluminum	Aluminum installed	Aluminum installed	Aluminum installed
CASE TRIM	Aluminum Wrap installed	Aluminum installed	N A	N A
LOCK	Removable Core	Removable Core	Removable Core	Removable Core
CASTERS	7" x 2" Super-Duty ISO-Ride+™ 8,000 lb	6" x 2" Extra Heavy-Duty ISO-Ride+™ 6,800 lb	6" x 2" Monoprene	6" x 2" Monoprene
CASTER/HANDLE MOUNTING	Weld Nut/Heavy Plate	Weld Nut/Heavy Plate	Weld Nut/Heavy Plate	Weld Nut/Plate
TOP MAT	Non-directional Rubber	Non-directional Rubber	Non-directional Rubber	Non-directional Rubber
DRAWER LINER	Nonslip Premium	Nonslip Premium	Nonslip Premium	Nonslip Premium
DRAWER RETENTION	InPulse™	Lock'n Roll®	Lock'n Roll®	Lock'n Roll®
PAINT	All Powder Coat Chemical Resistant	All Powder Coat Chemical Resistant	All Powder Coat Chemical Resistant	All Powder Coat Chemical Resistant
COLORS AVAILABLE	12 Standard	12 Standard	8 Standard	4 Standard
INTEGRATED POWER AVAILABLE	PowerDrawer Roll Cab / PowerDrawer Locker / PowerTop™	PowerDrawer Roll Cab / PowerDrawer Locker / PowerTop™	PowerDrawer Roll Cab / PowerTop™	N A
ECKO REMOTE LOCKING SYSTEM	Y	N A	N A	N A



EPIQ SERIES



MASTERS SERIES



CLASSIC SERIES



HERITAGE SERIES

As the industry's top-of-the-line choice, EPIQ is the tool storage other roll cabs aspire to be. And countless techs aspire to own. Every inch of these roll cabs has been designed with techs' needs in mind, and crafted to last.

INTEGRATED POWER. INTEGRATED CRAFTSMANSHIP.

EPIQ's innovative PowerHouse™ and PowerDrawer with USB port features let you store and charge cordless and diagnostic tools, while the PowerTop™ (available with a stainless steel or bedliner work surface) powers laptops, power tools and more. Uncompromising features like InPulse™ drawers, ISO-Ride+™ casters and structural reinforcement throughout each unit and accessories provide unmatched performance and invincibility.



EPIQ SERIES

EPIQ SERIES: QUICK REFERENCE CHART



KEXP725C



KEXN725C



KEXN603B



KERP842C



KERN842C



KERP843C

Roll Cabs	Specifications	KEXR725B* KEXP725C	KEXE725B* KEXN725C	KEXE603B* KEXN603B	KERR842B* KERP842C	KERE842B* KERN842C	KERR843B* KERP843C
Capacity	Approx Cubic Inches (cm ³)	93,655 (1,534,069)	91,627 (1,500,850)	77,672 (1,272,267)	55,729 (1,825,675)	55,550 (910,301)	53,613 (878,187)
	Approx Square Inches (cm ²)	22,247 (143,494)	25,340 (163,443)	22,690 (146,351)	13,243 (170,840)	13,769 (88,832)	13,366 (86,212)
	Load Capacity, lb (kg)	16,000 (7,258)	16,000 (7,258)	16,000 (7,258)	8,000 (3,629)	8,000 (3,629)	8,000 (3,629)
Footprint	Width, inches (mm)	144 (3,658)	144 (3,658)	120 (3,048)	84 (2,134)	84 (2,134)	84 (2,134)
	Depth, inches (mm)	30 (762)	30 (762)	30 (762)	30 (762)	30 (762)	30 (762)
	Height, inches (mm)	46-7/8 (1,191)	46-7/8 (1,191)	46-7/8 (1,191)	46-7/8 (1,191)	46-7/8 (1,191)	46-7/8 (1,191)
Drawers	Drawer Banks	5	5	3	2	2	3
	Drawer Count	26	31	20	8	13	14
	Widest Drawer, inches (mm) [Qty]	54" (1,512) [6]	54" (1,372) [6]	54" (1,372) [11]	54 (1,512) [7]	54 (1,372) [7]	54 (1,512) [2]
	Slides, lb (kg) [ball bearing] (Per pair)	227	227	227	227 (103)	227 (103)	227 (103)
	Double Slide (included)	Yes (7)	Yes (7)	Yes (8)	Yes (5)	Yes (6)	Yes (3)
Extras	Writing Surface (Qty)	Yes (1)	Yes (1)	Yes (1)	Yes (1)	Yes (1)	Yes (1)
	Third Caster Set Option	N/A	N/A	N/A	Yes	Yes	Yes
	Weight	1,925 (873)	1,925 (873)	1,970 (893)	990 (449)	1,044 (474)	990 (449)
EPIQ Configurations	PowerBank™ unit	Yes	No	No	Yes	No	Yes
	Non-directional Rubber Top	KEXP725C0	KEXN725C0	KEXN603B0	KERP842C0	KERN842C0	KERP843C0
	Stainless-Steel PowerTop™	Choose combination of 60" and 84" tops. See p.72 for part numbers.	Choose combination of 60" and 84" tops. See p.72 for part numbers.	KERP842C4	KERP842C4	KERN843C4	KERP843C4
Optional Add-ons Available	Stainless-Steel PowerHouse™ Top	—	—	—	KERP842C5	KERN842C5	KERP843C5
	Top Chest	—	—	—	KECN842A	KECN842A	KECN843A
	Top Drawer Section	KESN843A KESN602A	KESN843A KESN602A	KESN602A	KESN842A	KESN842A	KESN843A
	Bulk Side Cabinet	KEBN301BL KEBN301BR	KEBN301BL KEBN301BR	KEBN301BL KEBN301BR	KEBN301BL KEBN301BR	KEBN301BL KEBN301BR	KEBN301BL KEBN301BR
	Locker	KELN301CL KELN301CR	KELN301CL KELN301CR	KELN301CL KELN301CR	KELN301CL KELN301CR	KELN301CL KELN301CR	KELN301CL KELN301CR
	WorkCenter	KEWN840C KEWN600C	KEWN840C KEWN600C	KEWN600C	KEWN840C	KEWN840C	KEWN840C
	Power Locker	KELP301B	KELP301B	KELP301B	KELP301B	KELP301B	KELP301B
	Overhead	KEHN840B KEHN600B	KEHN840B KEHN600B	KEHN680C	KEHN840B	KEHN840B	KEHN840B
	Stainless-Steel PowerTop	—	—	—	KWSP3084BST	KWSP3084BST	KWSP3084BST
	Stainless-Steel PowerHouse Top	—	—	—	KWSH3084BST	KWSH3084BST	KWSH3084BST
	Stainless-Steel Work Surfaces	KWSN3012AST	KWSN3012AST	KWSN3010AST	KWSN3084BST	KWSN3084BST	KWSN3084BST
	Bedliner Steel Work Surface	KWSN3012ABL	KWSN3012ABL	KWSN3010ABL	KWSN3084ABL	KWSN3084ABL	KWSN3084ABL
	Bedliner PowerTop	—	—	—	KWSP3084ABL	KWSP3084ABL	KWSP3084ABL
	Hardwood Top	KWSN3012AWT	KWSN3012AWT	KWSN3010AWT	KWSN3084AWT	KWSN3084AWT	KWSN3084AWT

ECKO Remote Lock Series

Tools shown in tool storage not included. Images may be shown without actual warning labels.

Colors Available:



Bright Trim:	PBO	PC	PCM	PES	PJK	PJJ	PKS	PDG	PRA	PJH	PU	PRJ
Black Trim:	PN	PFI	PET	PDO	PKH	PKG	PLE	PQD	POT	PPS	PDC	PWZ
Titanium Trim:	PUT	PUU	PUW	PUZ	PVB	PVE	PVD	PVF	PUS	PVA	PVC	PFX
Blue Trim:	PQG	PLS	PME	PPR	PPX	PQA	PLC	PQE	PRK	PPU	PMP	PYC
Red Trim:	PMS	PLU	PPG	PLR	PPY	PQB	PLB	PQF	PRF	PPV	PFT	PYB
Orange Valor Trim:	PXB											
Atomic Green Trim:	PWT											

All Masters Series units are available in 12 standard colors and 7 trim colors. Add suffix to base stock number for special colors.

1 = Stainless-steel work surface (P model) and stainless-steel fenders (P and T models)
7 = Bedliner work surface (P model) and bedliner fenders (P and T models)

EPIQ SERIES: QUICK REFERENCE CHART



KERN843C



KETN682B



KETN602B



KERN602C



KERN682C

Roll Cabs	Specifications	KERE843B* KERN843C	KERE682B* KERN682C	KETE682B* KETN682B	KERE602B* KERN602C	KETE602B* KETN602B
Capacity	Approx Cubic Inches (cm ³)	53,316 (873,693)	43,922 (719,753)	45,147 (739,831)	38,000 (622,708)	39,119 (641,045)
	Approx Square Inches (cm ²)	13,898 (89,664)	12,412 (80,077)	11,046 (71,264)	10,650 (68,710)	9,490 (61,225)
	Load Capacity, lb (kg)	8,000 (3,629)	8,000 (3,629)	8,000 (3,629)	8,000 (3,629)	8,000 (3,629)
Footprint	Width, inches (mm)	84 (2,134)	68 (1,727)	68 (1,727)	60 (1,524)	60 (1,524)
	Depth, inches (mm)	30 (762)	30 (762)	30 (762)	30 (762)	30 (762)
	Height, inches (mm)	46-7/8 (1,191)	46-7/8 (1,191)	46-7/8 (1,191)	46-7/8 (1,191)	46-7/8 (1,191)
Drawers	Drawer Banks	3	2	2	2	2
	Drawer Count	19	13	10	13	10
	Widest Drawer, inches (mm) [Qty]	54 (1,372) [2]	62 (1,575) [2]	62" (1,575) [3]	54 (1,372) [2]	54 (3)
	Slides, lb (kg) [ball bearing] (per pair)	227 (103)	227 (103)	227 (103)	227 (103)	227 (103)
	Double Slide (included)	Yes (4)	Yes (3)	Yes (4)	Yes (3)	Yes (4)
Extras	Writing Surface (Qty)	Yes (1)	Yes (1)	Yes (1)	Yes (1)	Yes (1)
	Third Caster Set Option	Yes	No	No	No	No
Weight	Net Weight, lb (kg)	1,044 (474)	832 (377)	832 (377)	774 (351)	880 (399)
	Shipping Weight, lb (kg)	1,044 (474)	946 (429)	912 (413)	880 (399)	774 (351)
EPIQ Configurations	PowerBank™ unit	No	No	No	No	No
	Non-directional Rubber Top	KERN843C0	KERN682C0	KETN682B0	KERN602C0	KETN602B0
	Stainless-Steel PowerTop™	KERN843C4	KERN682C4	KETN682B4	KERN602C4	KETN602B4
	Stainless-Steel PowerHouse™ Top	KERN843C5	—	—	—	—
Optional Add-ons Available	Top Chest	KECN843A	KECN682A	KECN682A	KECN602A	KECN602A
	Top Drawer Section	KESN843A	KESN682A	KESN682A	KESN602A	KESN602A
	Bulk Side Cabinet	KEBN301BL KEBN301BR	KEBN301BL KEBN301BR	KEBN301BL KEBN301BR	KEBN301BL KEBN301BR	KEBN301BL KEBN301BR
	Locker	KELN301CL KELN301CR	KELN301CL KELN301CR	KELN301CL KELN301CR	KELN301CL KELN301CR	KELN301CL KELN301CR
	WorkCenter	KEWN840C	KEWN680C	KEWN680C	KEWN600C	KEWN600C
	Power Locker	KELP301B	KELP301B	KELP301B	KELP301B	KELP301B
	Overhead	KEHN840B	KEHN680C	KEHN680C	KEHN600B	KEHN600B
	Stainless-Steel PowerTop	KWSP3084BST	KWSP3068BST	KWSP3068BST	KWSP3060BST	KWSP3060BST
	Stainless-Steel PowerHouse Top	KWSH3084BST	KWSH3068BST	KWSH3068BST	—	—
	Stainless-Steel Work Surfaces	KWSN3084BST	KWSN3068BST	KWSN3068BST	KWSN3060BST	KWSN3060BST
	Bedliner Steel Work Surface	KWSN3084ABL	KWSN3068ABL	KWSN3068ABL	KWSN3060ABL	KWSN3060ABL
	Bedliner PowerTop	KWSP3084ABL	KWSP3068ABL	KWSP3068ABL	KWSP3060ABL	KWSP3060ABL
	Hardwood Top	KWSN3084AWT	KWSN3068AWT	KWSN3068AWT	KWSN3060AWT	KWSN3060AWT

ECKO Remote Lock Series

Tools shown in tool storage not included. Images may be shown without actual warning labels.



- Do not open multiple drawers
- Images may be shown without actual warning labels
- Read safety precautions on pages W1 to W4

EPIQ SERIES: ROLL CABS



EPIQ Series Roll Cab Drawer Sizes

Width		Depth		Height		KEXE725B* KEXN725C	KEXE603B* KEXN603B	KEXR725B* KEXP725C
inches	mm	inches	mm	inches	mm	Drawers	Drawers	Drawers
19-5/8	498	26-7/8	683	1-11/16	43	4	3	3
19-5/8	498	27-15/16	710	3-15/16	100	5	—	5
19-5/8	498	27-15/16	710	6-3/16	157	2	—	2
19-5/8	498	27-15/16	710	10-5/8	270	2	1	1
19-5/8	498	27-15/16	710	12-13/16	325	—	—	1
30-1/16	764	26-7/8	683	1-11/16	43	2	3	2
30-1/16	764	27-15/16	710	3-15/16	100	4	1	4
30-1/16	764	27-15/16	710	6-3/16	157	2	1	2
38-1/16	967	26-7/8	683	1-11/16	43	—	—	—
38-1/16	967	27-15/16	710	3-15/16	100	—	—	—
38-1/16	967	27-15/16	710	6-3/16	157	—	—	—
54-1/16	1,373	26-7/8	683	1-11/16	43	—	3	—
54-1/16	1,373	27-15/16	710	2-11/16	68	2	2	2
54-1/16	1,373	27-15/16	710	3-13/16	97	2	3	2
54-1/16	1,373	27-15/16	710	4-7/8	124	2	2	2
54-1/16	1,373	27-15/16	710	6	152	—	1	—
62-1/16	1,576	27-15/16	710	2-11/16	68	—	—	—
62-1/16	1,576	27-15/16	710	3-13/16	97	—	—	—
62-1/16	1,576	27-15/16	710	4-7/8	124	—	—	—
Total Drawer Count						27	20	26

ECKO *Remote Lock Series

Tools shown in tool storage not included.

Colors Available:

Red	Gloss Black	Royal Blue	Ultra Yellow	Electric Orange	Extreme Green	Arctic Silver	Midnight Blue	Flat Black	Candy Apple Red	White	Storm Gray
Bright Trim: PBO	PC	PCM	PES	PJK	PJJ	PKS	PDG	PRA	PJH	PU	PRJ
Black Trim: PN	PFI	PET	PDO	PKH	PKG	PLE	PQD	POT	PPS	PDC	PWZ
Titanium Trim: PUT	PUU	PUW	PUZ	PVB	PVE	PVD	PVF	PUS	PVA	PVC	PUX
Blue Trim: PQG	PLS	PME	PPR	PPX	PQA	PLC	PQE	PRK	PPU	PMP	PYC
Red Trim: PMS	PLU	PPG	PLR	PPY	PQB	PLB	PQF	PRF	PPV	PFT	PYB
Orange Valor Trim:								PXB			
Atomic Green Trim:	PWT										

All Masters Series units are available in 12 standard colors and 7 trim colors. Add suffix to base stock number for special colors.



KERP843C0PBO



EPIQ Series Roll Cab Drawer Sizes

Width		Depth		Height		KERR843B* KERP843C
inches	mm	inches	mm	inches	mm	Drawers
11-5/8	295	26-13/16	681	30-1/2	775	—
19-5/8	498	26-7/8	683	1-11/16	43	4
19-5/8	498	27-15/16	710	3-5/16	100	3
19-5/8	498	27-15/16	710	6-5/32	156	1
19-5/8	498	27-15/16	710	10-5/8	270	1
19-5/8	498	27-15/16	710	12-13/16	325	1
30-1/16	764	26-7/8	683	1-11/16	43	3
30-1/16	764	27-15/16	710	3-15/16	100	2
30-1/16	764	27-15/16	710	6-3/16	157	1
38-1/16	967	26-7/8	683	1-11/16	43	—
38-1/16	967	27-15/16	710	3-15/16	100	—
38-1/16	967	27-15/16	710	6-3/16	157	—
54-1/16	1,373	27-15/16	710	2-11/16	68	1
54-1/16	1,373	27-15/16	710	4-7/8	124	1
62-1/16	1,576	27-15/16	710	2-11/16	68	—
62-1/16	1,576	27-15/16	710	4-7/8	124	—
Total Drawer Count						18

ECKO *Remote Lock Series

Tools shown in tool storage not included.



- Do not open multiple drawers
- Images may be shown without actual warning labels
- Read safety precautions on pages W1 to W4

EPIQ SERIES: ROLL CABS



KERP842C0PBO
84" EPIQ with PowerDrawer Unit and PowerTop™



KERP842C0PJJ
84" EPIQ with PowerDrawer Unit

EPIQ Series Roll Cab Drawer Sizes

Width		Depth		Height		KERR842B* KERP842C Drawers
inches	mm	inches	mm	inches	mm	
19-5/8	498	27-15/16	710	1-11/16	43	1
19-5/8	498	27-15/16	710	3-15/16	100	2
19-5/8	498	27-15/16	710	6-5/32	156	1
19-5/8	498	27-15/16	710	12-13/16	325	1
54-1/16	1,373	26-7/8	683	1-11/16	43	1
54-1/16	1,373	27-15/16	710	2-11/16	68	1
54-1/16	1,373	27-15/16	710	3-11/16	97	3
54-1/16	1,373	27-15/16	710	4-7/8	124	1
54-1/16	1,373	27-15/16	710	6	152	1
62-1/16	1,576	26-7/8	683	1-11/16	43	—
62-1/16	1,576	27-15/16	710	2-11/16	68	—
62-1/16	1,576	27-15/16	710	3-11/16	97	—
62-1/16	1,576	27-15/16	710	4-7/8	124	—
62-1/16	1,576	27-15/16	710	6	152	—
Total Drawer Count						12

ECKO *Remote Lock Series

Tools shown in tool storage not included.

Colors Available:



Bright Trim:	PBO	PC	PCM	PES	PJK	PJJ	PKS	PDG	PRA	PJH	PU	PRJ
Black Trim:	PN	PFI	PET	PDO	PKH	PKG	PLE	PQD	POT	PPS	PDC	PWZ
Titanium Trim:	PUT	PUU	PUW	PUZ	PVB	PVE	PVD	PVF	PUS	PVA	PVC	PDF
Blue Trim:	PQG	PLS	PME	PPR	PPX	PQA	PLC	PQE	PRK	PPU	PMP	PYC
Red Trim:	PMS	PLU	PPG	PLR	PPY	PQB	PLB	PQF	PRF	PPV	PFT	PYB
Orange Valor Trim:									PXB			
Atomic Green Trim:		PWT										

All Masters Series units are available in 12 standard colors and 7 trim colors. Add suffix to base stock number for special colors.



KERN842C4PC
84" EPIQ with PowerTop™



KERN842C0PES
84" EPIQ



KERN842C5PBO
84" EPIQ with PowerHouse™ Top



KERN843C5PCM
84" EPIQ with PowerHouse™ Top



KERN843C4PC
84" EPIQ with PowerTop™



KERN843C0PKS
84" EPIQ

EPIQ Series Roll Cab Drawer Sizes

Width		Depth		Height		KERE842B* KERN842C	KERE843B* KERN843C
inches	mm	inches	mm	inches	mm	Drawers	Drawers
19-5/8	498	26-7/8	683	1-11/16	43	2	5
19-5/8	498	27-15/16	710	3-15/16	100	2	3
19-5/8	498	27-15/16	710	6-3/16	157	1	1
19-5/8	498	27-15/16	710	10-5/8	270	1	2
30-1/16	764	26-7/8	683	1-11/16	43	—	3
30-1/16	764	27-15/16	710	3-15/16	100	—	2
30-1/16	764	27-15/16	710	6-3/16	157	—	1
54-1/16	1,373	26-7/8	683	1-11/16	43	1	—
54-1/16	1,373	27-15/16	710	2-11/16	68	1	1
54-1/16	1,373	27-15/16	710	3-13/16	97	3	—
54-1/16	1,373	27-15/16	710	4-7/8	124	1	1
54-1/16	1,373	27-15/16	710	6	152	1	—
Total Drawer Count						13	19

ECKO *Remote Lock Series

Tools shown in tool storage not included.



- Do not open multiple drawers
- Images may be shown without actual warning labels
- Read safety precautions on pages W1 to W4

EPIQ SERIES: ROLL CABS



KERN602C4PBO
60" EPIQ with PowerTop™



KERN602COPJJ
60" EPIQ



KERN682COPU
68" EPIQ



KERN682C4PCM
68" EPIQ with PowerTop™

EPIQ Series Roll Cab Drawer Sizes

Width		Depth		Height		KERE602B* KERN602C	KERE682B* KERN682C
inches	mm	inches	mm	inches	mm	Drawers	Drawers
19-5/8	498	26-7/8	683	1-11/16	43	3	3
19-5/8	498	27-15/16	710	3-15/16	100	1	1
19-5/8	498	27-15/16	710	10-5/8	270	1	1
30-1/16	764	26-7/8	683	1-11/16	43	3	—
30-1/16	764	27-15/16	710	3-15/16	100	2	—
30-1/16	764	27-15/16	710	6-3/16	157	1	—
38-1/16	967	26-7/8	683	1-11/16	43	—	3
38-1/16	967	27-15/16	710	3-15/16	100	—	2
38-1/16	967	27-15/16	710	6-3/16	157	—	1
54-1/16	1,373	27-15/16	710	2-11/16	68	1	—
54-1/16	1,373	27-15/16	710	4-7/8	124	1	—
62-1/16	1,576	27-15/16	710	2-11/16	68	—	1
62-1/16	1,576	27-15/16	710	4-7/8	124	—	1
Total Drawer Count						13	13

ECKO *Remote Lock Series

Images shown with optional PowerTop™

Colors Available:



	Red	Gloss Black	Royal Blue	Ultra Yellow	Electric Orange	Extreme Green	Arctic Silver	Midnight Blue	Flat Black	Candy Apple Red	White	Storm Gray
Bright Trim:	PBO	PC	PCM	PES	PJK	PJJ	PKS	PDG	PRA	PJH	PU	PRJ
Black Trim:	PN	PFI	PET	PDO	PKH	PKG	PLE	PQD	POT	PPS	PDC	PWZ
Titanium Trim:	PUT	PUU	PUW	PUZ	PVB	PVE	PVD	PVF	PUS	PVA	PVC	PDF
Blue Trim:	PQG	PLS	PME	PPR	PPX	PQA	PLC	PQE	PRK	PPU	PMP	PYC
Red Trim:	PMS	PLU	PPG	PLR	PPY	PQB	PLB	PQF	PRF	PPV	PFT	PYB
Orange Valor Trim:									PXB			
Atomic Green Trim:		PWT										

All Masters Series units are available in 12 standard colors and 7 trim colors. Add suffix to base stock number for special colors.



KETN682B0PBO
68" EPIQ



KETN602B0PJJ

EPIQ Series Roll Cab Drawer Sizes

Width		Depth		Height		KETE602B* KETN602B	KETE682B* KETN682B
inches	mm	inches	mm	inches	mm	Drawers	Drawers
19-5/8	498	26-7/8	683	1-11/16	43	1	1
19-5/8	498	27-15/16	710	3-15/16	100	1	1
19-5/8	498	27-15/16	710	10-5/8	270	1	1
30-1/16	764	26-7/8	683	1-11/16	43	1	—
30-1/16	764	27-15/16	710	3-15/16	100	2	—
30-1/16	764	27-15/16	710	6-3/16	157	1	—
38-1/16	967	26-7/8	683	1-11/16	43	—	1
38-1/16	967	27-15/16	710	3-15/16	100	—	2
38-1/16	967	27-15/16	710	6-3/16	157	—	1
54-1/16	1,373	27-15/16	710	2-11/16	68	1	—
54-1/16	1,373	27-15/16	710	3-13/16	97	1	—
54-1/16	1,373	27-15/16	710	4-7/8	124	1	—
62-1/16	1,576	27-15/16	710	2-11/16	68	—	1
62-1/16	1,576	27-15/16	710	3-13/16	97	—	1
62-1/16	1,576	27-15/16	710	4-7/8	124	—	1
Total Drawer Count						10	10

ECKO *Remote Lock Series



- Do not open multiple drawers
- Images may be shown without actual warning labels
- Read safety precautions on pages W1 to W4

EPIQ SERIES: TOP CHESTS



KECN602A0PBO



KECN682A0PC

KECN602A0 Series Top Chest

Cubic Inches (cm ³)	Square Inches (cm ²)	Net Weight, lb (kg)	Shipping Weight, lb (kg)	
28,330 (464,245)	8,400 (54,193)	525 (238)	605 (274)	
	Drawers	Width, inches (mm)	Depth, inches (mm)	Height, inches (mm)
Specifications	10	60 (1,524)	30 (762)	27-1/2 (699)
Drawers	2	19-5/8 (498)	26-7/8 (683)	1-11/16 (43)
	3	19-5/8 (498)	27-15/16 (710)	3-15/16 (100)
	2	30-1/16 (764)	26-7/8 (683)	1-11/16 (43)
	3	30-1/16 (764)	27-15/16 (710)	3-15/16 (100)
Top Compartment	1	54 (1,372)	27-15/16 (710)	4-7/8 (124)

Remote lock not available.

KECN682A0 Series Top Chest

Cubic Inches (cm ³)	Square Inches (cm ²)	Net Weight, lb (kg)	Shipping Weight, lb (kg)	
32,741 (536,528)	9,721 (62,716)	600 (272)	685 (311)	
	Drawers	Width, inches (mm)	Depth, inches (mm)	Height, inches (mm)
Specifications	10	68 (1,727)	30 (762)	27-1/2 (699)
Drawers	2	19-5/8 (498)	26-7/8 (683)	1-11/16 (43)
	3	19-5/8 (498)	27-15/16 (710)	3-15/16 (100)
	2	38-1/16 (967)	26-7/8 (683)	1-11/16 (43)
	3	38-1/16 (967)	27-15/16 (710)	3-15/16 (100)
Top Compartment	1	62 (1,575)	27-15/16 (710)	4-7/8 (124)

Remote lock not available.



KECN842A0PU



KECN843A0PDG

KECN842A0 Series Top Chest

Cubic Inches (cm ³)	Square Inches (cm ²)	Net Weight, lb (kg)	Shipping Weight, lb (kg)	
40,996 (671,804)	12,362 (79,754)	750 (340)	850 (386)	
	Drawers	Width, inches (mm)	Depth, inches (mm)	Height, inches (mm)
Specifications	10	84 (2,134)	30 (762)	27-1/2 (699)
Drawers	2	54-1/16 (1,373)	26-7/8 (683)	1-11/16 (43)
	3	54-1/16 (1,373)	27-15/16 (710)	3-15/16 (100)
	2	19-5/8 (498)	26-7/8 (683)	1-11/16 (43)
	3	19-5/8 (498)	27-15/16 (710)	3-15/16 (100)
Top Compartment	1	80 (2,032)	27-15/16 (710)	4-7/8 (124)

Remote lock not available.

KECN843A0 Series Top Chest

Cubic Inches (cm ³)	Square Inches (cm ²)	Net Weight, lb (kg)	Shipping Weight, lb (kg)	
39,722 (650,926)	11,760 (75,870)	750 (340)	850 (386)	
	Drawers	Width, inches (mm)	Depth, inches (mm)	Height, inches (mm)
Specifications	15	84 (2,134)	30 (762)	27-1/2 (699)
Drawers	4	19-5/8 (498)	26-7/8 (683)	1-11/16 (43)
	6	19-5/8 (498)	27-15/16 (710)	3-15/16 (100)
	2	30-1/16 (764)	26-7/8 (683)	1-11/16 (43)
	3	30-1/16 (764)	27-15/16 (710)	3-15/16 (100)
Top Compartment	1	80 (2,032)	27-15/16 (710)	4-7/8 (124)

Remote lock not available.

Colors Available:



	Red	Black	Royal Blue	Ultra Yellow	Electric Orange	Extreme Green	Arctic Silver	Midnight Blue	Flat Black	Candy Apple Red	White	Storm Gray
Bright Trim:	PBO	PC	PCM	PES	PJK	PJJ	PKS	PDG	PRA	PJH	PU	PRJ
Black Trim:	PN	PFI	PET	PDO	PKH	PKG	PLE	PQD	POT	PPS	PDC	PWZ
Titanium Trim:	PUT	PUU	PUW	PUZ	PVE	PVD	PVF	PUS	PVA	PVC	PFX	
Blue Trim:	PQG	PLS	PME	PPR	PPX	PQA	PLC	PQE	PRK	PPU	PMP	PYC
Red Trim:	PMS	PLU	PPG	PLR	PPY	PQB	PLB	PQF	PRF	PPV	PFT	PYB
Orange Valor Trim:									PXB			
Atomic Green Trim:			PWT									

All Masters Series units are available in 12 standard colors and 7 trim colors. Add suffix to base stock number for special colors.

EPIQ SERIES: DRAWER SECTIONS



KESN602AOPBO

KESE602A0*/KESN602A0 Series Drawer Sections

Cubic Inches (cm ³)	Square Inches (cm ²)	Net Weight, lb (kg)	Shipping Weight, lb (kg)	
26,370 (431,941)	8,223 (53,038)	525 (238)	605 (274)	
	Drawers	Width, inches (mm)	Depth, inches (mm)	Height, inches (mm)
Specifications	12	60 (1,524)	30 (762)	27-1/2 (699)
Drawers	2	19-5/8 (498)	26-7/8 (683)	1-11/16 (43)
	4	19-5/8 (498)	27-15/16 (710)	3-15/16 (100)
	2	30-1/16 (764)	26-7/8 (683)	1-11/16 (43)
	4	30-1/16 (764)	27-15/16 (710)	3-15/16 (100)

ECKO *Remote Lock Series




KESN682AOPC

KESE682A0*/KESN682A0 Series Drawer Sections

Cubic Inches (cm ³)	Square Inches (cm ²)	Net Weight, lb (kg)	Shipping Weight, lb (kg)	
30,616 (501,490)	9,547 (61,578)	600 (272)	685 (311)	
	Drawers	Width, inches (mm)	Depth, inches (mm)	Height, inches (mm)
Specifications	12	68 (1,727)	30 (762)	27-1/2 (699)
Drawers	2	19-5/8 (498)	26-7/8 (683)	1-11/16 (43)
	4	19-5/8 (498)	27-15/16 (710)	3-15/16 (100)
	2	38-1/16 (967)	26-7/8 (683)	1-11/16 (43)
	4	38-1/16 (967)	27-15/16 (710)	3-15/16 (100)

ECKO *Remote Lock Series



KESN842AOPU

KESE842A0*/KESN842A0 Series Drawer Sections

Cubic Inches (cm ³)	Square Inches (cm ²)	Net Weight, lb (kg)	Shipping Weight, lb (kg)	
38,352 (628,206)	12,195 (78,658)	750 (340)	850 (386)	
	Drawers	Width, inches (mm)	Depth, inches (mm)	Height, inches (mm)
Specifications	12	84 (2,032)	30 (762)	27-1/2 (699)
Drawers	2	19-5/8 (498)	26-7/8 (683)	1-11/16 (43)
	4	19-5/8 (498)	27-15/16 (710)	3-15/16 (100)
	2	54-1/16 (1,373)	26-7/8 (683)	1-11/16 (43)
	4	54-1/16 (1,373)	27-15/16 (710)	3-15/16 (100)

ECKO *Remote Lock Series



KESN843AOPDG

KESE843A0*/KESN843A0 Series Drawer Sections

Cubic Inches (cm ³)	Square Inches (cm ²)	Net Weight, lb (kg)	Shipping Weight, lb (kg)	
36,785 (602,538)	11,471 (73,988)	750 (340)	850 (386)	
	Drawers	Width, inches (mm)	Depth, inches (mm)	Height, inches (mm)
Specifications	18	84 (2,032)	30 (762)	27-1/2 (699)
Drawers	4	19-5/8 (498)	26-7/8 (683)	1-11/16 (43)
	8	19-5/8 (498)	27-15/16 (710)	3-15/16 (100)
	2	30-1/16 (764)	26-7/8 (683)	1-11/16 (43)
	4	30-1/16 (764)	27-15/16 (710)	3-15/16 (100)

ECKO *Remote Lock Series

EPIQ SERIES: WORKCENTERS

EPIQ WorkCenters – Stainless-Steel, Bed Liner or Butcher Block worksurface required to use WorkCenter.

	Overall			Inside			Square Inches (cm ²)	Cubic Inches (cm ³)	Weight Net/Ship, lb (kg)
	Width, inches (mm)	Depth, inches (mm)	Height, inches (mm)	Width, inches (mm)	Depth, inches (mm)	Height, inches (mm)			
KEWE840A0* KEWN840CO	84 (2,134)	30 (762)	25-1/2 (648)	80-9/16 (648)	26-5/8 (676)	25 (635)	5,130 (33,090)	38,924 (657,575)	355 (161) 410 (186)
KEWE760A0* KEWN760CO	76 (1,930)	30 (762)	25-1/2 (648)	72-9/16 (1,843)	26-5/8 (676)	25 (635)	4,717 (30,424)	35,060 (574,283)	325 (147) 375 (170)
KEWE680A0* KEWN680CO	68 (1,727)	30 (762)	25-1/2 (648)	64-9/16 (1,640)	26-5/8 (676)	25 (635)	4,303 (27,757)	31,196 (510,991)	300 (136) 345 (156)
KEWE600A0* KEWN600CO	60 (1,524)	30 (762)	25-1/2 (648)	56-9/16 (1,437)	26-5/8 (676)	25 (635)	3,890 (25,091)	27,332 (447,698)	275 (125) 315 (143)

ECKO *Remote Lock Series



KEWN840BOPBO



- Do not open multiple drawers
- Images may be shown without actual warning labels
- Read safety precautions on pages W1 to W4

OVERHEAD CABINETS

Bulk Overhead Cabinets



KEHN840B0PBO

	Overall			Inside			Square Inches (cm ²)	Cubic Inches (cm ³)	Weight Net/Ship, lb (kg)
	Width, inches (mm)	Depth, inches (mm)	Height, inches (mm)	Width, inches (mm)	Depth, inches (mm)	Height, inches (mm)			
KEHE840A0* KEHN840B0	84 (2,134)	30 (762)	20-7/8 (530)	80-1/4 (2,038)	28-3/16 (716)	13-5/8 (346)	2,263 (14,595)	30,888 (505,945)	320 (145) 368 (167)
KEHE760A0* KEHN760B0	76 (1,930)	30 (762)	20-7/8 (530)	72-1/4 (1,835)	28-3/16 (716)	13-5/8 (346)	2,037 (13,141)	27,811 (455,539)	300 (136) 348 (158)
KEHE680A0* KEHN680C0	68 (1,727)	30 (762)	20-7/8 (530)	64-1/4 (1,632)	28-3/16 (716)	13-5/8 (346)	1,812 (11,687)	24,733 (405,134)	275 (125) 318 (144)
KEHE600A0* KEHN600B0	60 (1,524)	30 (762)	20-7/8 (530)	56-1/4 (1,429)	28-3/16 (716)	13-5/8 (346)	1,587 (10,233)	21,656 (354,728)	260 (118) 298 (135)

ECKO *Remote Lock Series

LOCKERS



KELN301BLPBO

KELN301C Side Locker Cabinets/KELE301B Remote Lock

Side cabinets require attachment to an EPIQ roll cabinet or side cabinet. Cannot be used as a standalone unit.

Cubic Inches (cm ³)	Square Inches (cm ²)	Load Capacity, lb (kg)	Net Weight, lb (kg)	
32,835 (537,837)	4,310 (27,800)	4,000 (1,814)	467 (212)	
	Drawers	Width, inches (mm)	Depth, inches (mm)	Height, inches (mm)
Specifications	6/1	30 (762)	30 (762)	74 (1,880)
Pull-Out Bin	2	24-1/8 (613)	23-3/8 (594)	4 (102)
Pull-Out Bin	4	24-1/8 (613)	26-5/8 (676)	4 (102)
Stationary Shelf	1	25-1/2 (648)	24 (610)	—
Can Racks	2	17-7/8 (454)	3-3/16 (81)	4 (102)

KELN301CL – Left side locker
KELN301CR – Right side locker

ECKO KELE301BL – Remote lock left side locker
KELE301BR – Remote lock right side locker



KELP301BRPBO

KELP301B Power Locker/KELR301B Remote Lock

Cubic Inches (cm ³)	Square Inches (cm ²)	Load Capacity, lb (kg)	Net Weight, lb (kg)	
32,835 (537,837)	4,310 (27,800)	4,000 (1,814)	467 (212)	
	Drawers	Width, inches (mm)	Depth, inches (mm)	Height, inches (mm)
Specifications	6/1	30 (762)	30 (762)	74 (1,880)
Pull-Out Bin	1	24-1/8 (613)	23-3/8 (594)	4 (102)
Pull-Out Bin	4	24-1/8 (613)	26-5/8 (676)	4 (102)
Stationary Shelf	1	25-1/2 (648)	24 (610)	—

KELP301BL – Left side locker
KELP301BR – Right side locker

ECKO KELR301BL – Remote lock left side locker
KELR301BR – Remote lock right side locker



KEBN301BLPBO

KEBN301B Series Bulk End Cabinet

Cannot be used as a standalone unit.

Cubic Inches (cm ³)	Square Inches (cm ²)	Load Capacity, lb (kg)	Weight Net/Ship, lb (kg)	
17,260 (282,719)	2,461 (15,873)	4,000 (1,814)	390 (177) 440 (200)	
	Drawers	Width, inches (mm)	Depth, inches (mm)	Height, inches (mm)
Specifications	3/1	30 (762)	30 (762)	46-7/8 (1,191)
Pull-Out Bin	1	24-1/8 (613)	23-3/8 (594)	4 (102)
Pull-Out Bin	2	24-1/8 (613)	26-5/8 (676)	4 (102)
Stationary Shelf	1	25-1/2 (648)	24 (610)	—
Can Racks	2	17-7/8 (454)	3-3/16 (81)	4 (102)

KEBN301BL – Left side bulk end cabinet
KEBN301BR – Right side bulk end cabinet

Remote lock not available.

Colors Available:

Gloss Red	Gloss Black	Royal Blue	Ultra Yellow	Electric Orange	Extreme Green	Arctic Silver	Midnight Blue	Flat Black	Candy Apple Red	White	Storm Gray
Bright Trim: PBO	PC	PCM	PES	PJK	PJJ	PKS	PDG	PRA	PJH	PU	PRJ
Black Trim: PN	PFI	PET	PDO	PKH	PKG	PLE	PQD	POT	PPS	PDC	PWZ
Titanium Trim: PUT	PUU	PUW	PUZ	PVB	PVE	PVD	PVF	PUS	PVA	PVC	PXF
Blue Trim: PQG	PLS	PME	PPR	PPX	PQA	PLC	PQE	PRK	PPU	PMP	PYC
Red Trim: PMS	PLU	PPG	PLR	PPY	PQB	PLB	PQF	PRF	PPV	PFT	PYB
Orange Valor Trim:											PXB
Atomic Green Trim:											PWT

All Masters Series units are available in 12 standard colors and 7 trim colors. Add suffix to base stock number for special colors.

From ball bearing drawer slides to chemical resistant powder coat paint, the Masters Series is built to the legendary Snap-on standards. It also offers you endless configurations and add-ons, to evolve as your needs and tool collection do too.

HOW TO MASTER PRODUCTIVITY.

With features like heavy-duty 6" ISO-Ride+™ casters, extra-wide drawers, quality locking components and the PowerDrawer with USB port option for charging and storing cordless tools, a Masters Series cab ensures performance, peace of mind, and above all, maximum productivity.



MASTERS SERIES

MASTERS SERIES: QUICK REFERENCE CHART



KRL1032F



KRL1033D



KRL1023D



KRL1163A



KRL7023D



KTL7023A

Roll Cabs	Specifications	KRL1032F	KRL1033D	KRL1023D	KRL1163A	KRL7023D	KTL7023A
Capacity	Approx. Cubic Inches (cm ³)	46,425 (760,769.4)	44,761 (733,501)	44,260 (725,291)	45,593 (747,135)	37,812 (619,628)	38,916 (637,719)
	Approx. Square Inches (cm ²)	12,251 (79,038)	12,925 (83,387)	13,111 (84,587)	10,314 (66,542)	11,499 (74,187)	9,993 (64,471)
	Load Capacity, lb (Kg)	6,800 (3,084)	6,800 (3,084)	6,800 (3,084)	6,800 (3,084)	6,800 (3,084)	6,800 (3,084)
Footprint	Width, inches (mm)	72-7/8 (1,851)	72-7/8 (1,851)	72-7/8 (000)	72-7/8 (1,851)	72-7/8 (1,851)	72-7/8 (1,851)
	Depth, inches (mm)	29-1/8 (740)	29-1/8 (740)	29-1/8 (740)	29-1/8 (739.7)	29-1/8 (740)	29-1/8 (740)
	Height, inches (mm)	45-7/8 (1,165)	45-7/8 (1,165)	45-7/8 (1,165)	45-7/8 (1,165)	41-3/8 (1,051)	41-1/4 (1,124)
Drawers	Drawer Banks	2	3	3	3	3	3
	Drawer Count	12	19	22	16	19	15
	Widest Drawer, inches (mm) [Qty]	69 (1,753) [2]	69 (1,753) [2]	50 (1,270) [2]	50 (1,270) [2]	50 (1,270) [2]	49-1/8 (3)
	Slides, lb (Kg) (Ball Bearing) (per Pair)	227 (103)	227 (103)	227 (103)	227 (103)	227 (103)	227 (103)
	Double Slide (included)	Yes (5)	Yes (2)	Yes (2)	Yes (2)	Yes (2)	Yes (2)
Extras	Work Surface	Non-directional Rubber	Non-directional Rubber	Non-directional Rubber	Non-directional Rubber	Non-directional Rubber	Non-directional Rubber
	Writing Surface (Qty)	Yes (1)	Yes (1)	Yes (1)	Yes (1)	Yes (1)	Yes (1)
	Third Caster Set Option	Yes	Yes	Yes	Yes	Yes	Yes
Weight	Net Weight, lb (Kg)	892 (405)	892 (405)	892 (405)	785 (356)	785 (356)	930 (421)
	Shipping Weight, lb (Kg)	1,006 (456)	1,006 (456)	1,006 (456)	1,006 (456)	893 (405)	893 (405)
Optional Add-ons Available	Top Chest	KRL1232	KRL1203B	KRL1203B	KRL1203B	KRL1203B	KRL1203B
	Side Cab	KRL1011A	KRL1011A	KRL1011A	KRL1011A	KRL1011A	KRL1011A
		KRL1015B	KRL1015B	KRL1015B	KRL1015B	KRL1015B	KRL1015B
	Locker	KRL1012B	KRL1012B	KRL1012B	KRL1012B	KRL1012A	KRL1012A
		KRL1018	KRL1018	KRL1018	KRL1018	KRL1018	KRL1018
	WorkCenter/ Riser with Door	KRL1072	KRL1072	KRL1072	KRL1072	KRL1072	KRL1072
	Overhead	KRL7245A	KRL7245A	KRL7245A	KRL7245A	KRL7245A	KRL7245A
	Stainless-Steel Top	KRSST7003B	KRSST7003B	KRSST7003B	KRSST7003B	KRSST7003B	KRSST7003B
	Hardwood Top	KRWT7003B	KRWT7003B	KRWT7003B	KRWT7003B	KRWT7003B	KRWT7003B
	Bedliner Top	KRBLT1023	KRBLT1023	KRBLT1023	KRBLT1023	KRBLT1023	KRBLT1023
Stainless-Steel Power Top	KWSP1023AST	KWSP1023AST	KWSP1023AST	KWSP1023AST	KWSP1023AST	KWSP1023AST	
Bedliner Power Top	KWSP1023ABL	KWSP1023ABL	KWSP1023ABL	KWSP1023ABL	KWSP1023ABL	KWSP1023ABL	

Colors Available:

Bright Trim:	PBO	PC	PCM	PES	PJK	PJJ	PKS	PDG	PRA	PJH	PU	PRJ
Black Trim:	PN	PFI	PET	PDO	PKH	PKG	PLE	PQD	POT	PPS	PDC	PWZ
Titanium Trim:	PUT	PUU	PUW	PUZ	PVB	PVE	PVD	PVF	PUS	PVA	PVC	PXF
Blue Trim:	PQG	PLS	PME	PPR	PPX	PQA	PLC	PQE	PRK	PPU	PMP	PYC
Red Trim:	PMS	PLU	PPG	PLR	PPY	PQB	PLB	PQF	PRF	PPV	PFT	PYB
Orange Valor Trim:												PXB
Atomic Green Trim:												PWT

All Masters Series units are available in 12 standard colors and 7 trim colors. Add suffix to base stock number for special colors.

Please see your franchisee for blackout series.

MASTERS SERIES: QUICK REFERENCE CHART



KRL1022D



KRL7022DPBO



KRL722B



KTL1022A



KRL1056B



KRL756C

KTL1023A	KRL1022D	KTL1022A	KRL7022D	KRL722B	KRL1056B	KRL756C
45,242 (741,383.5)	33,735 (552,818)	34,573 (566,550)	32,160 (527,008)	23,251 (381,000)	22,356 (366,350)	15,506 (254,100)
11,605 (74,871)	9,563 (61,697)	8,452 (54,529)	8,341 (53,813)	6,770 (43,677)	6,585 (42,484)	4,677 (30,174)
6,800 (3,084)	6,800 (3,084)	6,800 (3,084)	6,800 (3,084)	3,600 (1,633)	3,600 (1,633)	3,600 (1,633)
72-7/8 (1,851)	54-1/4 (1,378)	54-1/2 (1,378)	54-1/4 (1,378)	54-1/4 (1,378)	35-5/8 (892)	35-5/8 (892)
29-1/8 (739.7)	29-1/8 (740)	29 (736)	29-1/8 (740)	24 (610)	29-1/8 (740)	24 (610)
45-7/8 (1,165)	45-7/8 (1,165)	45-5/8 (1,159)	41-3/8 (1,051)	39-7/8 (1,013)	44-1/4 (1,124)	39-7/8 (1,013)
3	2	2	2	2	1	1
18	13	10	11	11	8	7
50 (1,220) [3]	50 (1,270) [2]	50 (1,270) [3]	50 (1,270) [2]	50 (1,270) [2]	34 (864)	34 (864)
227 (103)	227 (103)	227 (103)	227 (103)	261 (118)	227 (103)	261 (118)
Yes (2)	Yes (2)	Yes (2)	Yes (2)	Yes (2)	Yes (1)	Yes (1)
Non-directional Rubber	Non-directional Rubber	Non-directional Rubber	Non-directional Rubber	Non-directional Rubber	Non-directional Rubber	Non-directional Rubber
Yes (1)	Yes (1)	Yes (1)	Yes (1)	Yes (1)	No	No
Yes	No	No	No	No	No	No
892 (405)	632 (287)	669 (303)	562 (255)	489 (222)	396 (180)	306 (139)
1,006 (456)	720 (326)	757 (343)	645 (292)	548 (248)	450 (204)	361 (164)
KRL1203B	KRL1201A	KRL1201A	KRL1201A	KRL791A	KRL1251	KRL751
KRL7011A KRL7015B	KRL1011A KRL1015B	KRL7011A KRL7015B	KRL7011A KRL7015B	KRL711A KRL715B	KRL1011A KRL1015B	KRL711A KRL715B
KRL7012A KRL7018	KRL1012B KRL1018	KRL7012A KRL7018	KRL7012A KRL7018	KRL712B	KRL1012B KRL1018	-
KRL1072	KRL1054	KRL1054	KRL1054	KRA2454	-	-
KRL7245A	KRL5445A	KRL5445A	KRL5445A	KRWL5435	-	-
KRSST7003B	KRSST1001B	KRSST1001B	KRSST1001B	KRSST761B	KRSST7001	KRSST756
KRWT7003B	KRWT7002A	KRWT7002A	KRWT7002A	KRWT761B	KRWT7001A	KRWT756A
KRBLT1023	KRBLT1022	KRBLT1022	KRBLT1022	KRBLT722	-	KRBLT756
KWSP1023AST	KWSP1022AST	KWSP1022AST	KWSP1022AST	KWSP1022AST	KRBLT1056	-
KWSP1023ABL	KWSP1022ALL	KWSP1022ALL	KWSP1022ALL	KWSP722ALL	-	-



- Do not open multiple drawers
- Images may be shown without actual warning labels
- Read safety precautions on pages W1 to W4

MASTERS SERIES: ROLL CABS



KRL1032FPBO



KRL1033DPCM

MASTERS Series Roll Cab Drawer Sizes

Width		Depth		Height		KRL1032F	KRL1033D
inches	mm	inches	mm	inches	mm	Drawers	Drawers
14-5/8	371	26-15/16	684	1-11/16	43	3	6
14-5/8	371	26-15/16	684	4	102	1	3
14-5/8	371	26-15/16	684	6-3/16	157	—	1
14-5/8	371	26-15/16	684	10-5/8	270	1	1
30-1/2	775	26-15/16	684	1-11/16	43	—	3
30-1/2	775	26-15/16	684	4	102	—	2
30-1/2	775	26-15/16	684	6-3/16	157	—	1
49-1/8	1,248	26-15/16	684	1-9/16	40	1	—
49-1/8	1,248	26-15/16	684	3-13/16	97	3	—
49-1/8	1,248	26-15/16	684	6	152	1	—
67-1/8	1,705	26-15/16	684	2-11/16	68	1	1
67-1/8	1,705	26-15/16	684	4-7/8	124	1	1
Total Drawer Count						12	19

Colors Available:

Red	Gloss Black	Royal Blue	Ultra Yellow	Electric Orange	Extreme Green	Arcic Silver	Midnight Blue	Flat Black	Candy Apple Red	White	Storm Gray
Bright Trim: PBO	PC	PCM	PES	PJK	PJJ	PKS	PDG	PRA	PJH	PU	PRJ
Black Trim: PN	PFI	PET	PDO	PKH	PKG	PLE	PQD	POT	PPS	PDC	PWZ
Titanium Trim: PUT	PUU	PUW	PUZ	PVB	PVE	PVD	PVF	PUS	PVA	PVC	PXF
Blue Trim: PQG	PLS	PME	PPR	PPX	PQA	PLC	PQE	PRK	PPU	PMP	PYC
Red Trim: PMS	PLU	PPG	PLR	PPY	PQB	PLB	PQF	PRF	PPV	PFT	PYB
Orange Valor Trim:								PXB			
Atomic Green Trim:	PWT										

All Masters Series units are available in 12 standard colors and 7 trim colors. Add suffix to base stock number for special colors.

MASTERS SERIES: ROLL CABS



KRL1023DPC



KTL1023A



KRL1163APJK



KRL7023DPJJ



KRL1163
Includes power tool
organizer drawer
(tools not included)

MASTERS Series Roll Cab Drawer Sizes

Width		Depth		Height		KTL7023A	KRL1023D	KRL1163A	KRL7023D	KTL1023A
inches	mm	inches	mm	inches	mm	Drawers	Drawers	Drawers	Drawers	Drawers
14-5/8	371	26-15/16	684	1-11/16	43	4	8	2	8	4
14-5/8	371	26-15/16	684	4	102	3	4	4	2	5
14-5/8	371	26-15/16	684	6-3/16	157	1	1	1	1	1
14-5/8	371	26-15/16	684	10 5/8	270	1	1	1	1	1
14-5/8	371	26-15/16	684	12-13/16	326	1	—	1	—	—
30-1/2	775	26-15/16	684	1-11/16	43	1	3	1	3	1
30-1/2	775	26-15/16	684	4	102	1	2	3	1	2
30-1/2	775	26-15/16	684	6-3/16	157	1	1	1	1	1
49-1/8	1,248	26-15/16	684	2-11/16	68	1	1	1	1	1
49-1/8	1,248	26-15/16	684	4-7/8	124	1	1	1	1	1
49-1/8	1,248	26-15/16	684	3-13/16	81	1	—	1	—	1
Total Drawer Count						16	22	17	19	18



- Do not open multiple drawers
- Images may be shown without actual warning labels
- Read safety precautions on pages W1 to W4

MASTERS SERIES: ROLL CABS



KRL1022DPES



KRL7022DPBO



KTL1022A

MASTERS Series Roll Cab Drawer Sizes

Width		Depth		Height		KRL1022D	KTL1022A	KRL7022D
inches	mm	inches	mm	inches	mm	Drawers	Drawers	Drawers
14-5/8	371	26-15/16	684	1-11/16	43	3	1	3
14-5/8	371	26-15/16	684	4	102	1	1	—
14-5/8	371	26-15/16	684	10-5/8	270	1	1	1
30-1/2	775	26-15/16	684	1-11/16	43	3	1	3
30-1/2	775	26-15/16	684	4	102	2	2	1
30-1/2	775	26-15/16	684	6-3/16	157	1	1	1
49-1/8	1,248	26-15/16	684	2-11/16	68	1	1	1
49-1/8	1,248	26-15/16	684	4-7/8	124	1	1	1
49-1/8	1,248	26-15/16	684	3-13/16	97	—	1	—
Total Drawer Count						13	10	11

Colors Available:

Red	Gloss Black	Royal Blue	Ultra Yellow	Electric Orange	Extreme Green	Arctic Silver	Midnight Blue	Flat Black	Candy Apple Red	White	Storm Gray
Bright Trim: PBO	PC	PCM	PES	PJK	PJJ	PKS	PDG	PRA	PJH	PU	PRJ
Black Trim: PN	PFI	PET	PDO	PKH	PKG	PLE	PQD	POT	PPS	PDC	PWZ
Titanium Trim: PUT	PUU	PUW	PUZ	PVB	PVE	PVD	PVF	PUS	PVA	PVC	PFX
Blue Trim: PQG	PLS	PME	PPR	PPX	PQA	PLC	PQE	PRK	PPU	PMP	PYC
Red Trim: PMS	PLU	PPG	PLR	PPY	PQB	PLB	PQF	PRF	PPV	PFT	PYB
Orange Valor Trim:								PXB			
Atomic Green Trim:	PWT										

All Masters Series units are available in 12 standard colors and 7 trim colors. Add suffix to base stock number for special colors.



KRL722B



KRL1056CPJK



KRL756CPC

MASTERS Series Roll Cab Drawer Sizes

Width		Depth		Height		KRL722B	KRL1056C	KRL756C
inches	mm	inches	mm	inches	mm	Drawers	Drawers	Drawers
14-5/8	371	21-7/8	557	1-11/16	43	3	—	—
14-5/8	371	21-7/8	557	10-5/8	270	1	—	—
30-1/2	775	21-7/8	557	1-11/16	43	3	—	3
30-1/2	775	21-7/8	557	4	102	1	—	3
30-1/2	775	21-7/8	557	6-3/16	157	1	—	1
49-1/8	1,248	21-7/8	557	2-11/16	68	1	—	—
49-1/8	1,248	21-7/8	557	4-7/8	124	1	—	—
30-1/2	775	26-15/16	684	1-11/16	43	—	3	—
30-1/2	775	26-15/16	684	4	102	—	4	—
30-1/2	775	26-15/16	684	6-3/16	157	—	1	—
Total Drawer Count						11	8	7



- Do not open multiple drawers
- Images may be shown without actual warning labels
- Read safety precautions on pages W1 to W4

MASTERS SERIES: TOP CHESTS



KRL1232PCM



KRL1203BPBO



KRL1201APES



KRL1251PJK

Colors Available:



	Red	Black	Royal Blue	Ultra Yellow	Electric Orange	Extreme Green	Arctic Silver	Midnight Blue	Flat Black	Candy Apple Red	White	Storm Gray
Bright Trim:	PBO	PC	PCM	PES	PJK	PJJ	PKS	PDG	PRA	PJH	PU	PRJ
Black Trim:	PN	PFI	PET	PDO	PKH	PKG	PLE	PQD	POT	PPS	PDC	PWZ
Titanium Trim:	PUT	PUU	PUW	PUZ	PVB	PVE	PVD	PVF	PUS	PVA	PVC	PXF
Blue Trim:	PQG	PLS	PME	PPR	PPX	PQA	PLC	PQE	PRK	PPU	PMP	PYC
Red Trim:	PMS	PLU	PPG	PLR	PPY	PQB	PLB	PQF	PRF	PPV	PFT	PYB
Orange Valor Trim:	PXB											
Atomic Green Trim:	PWT											

All Masters Series units are available in 12 standard colors and 7 trim colors. Add suffix to base stock number for special colors.

KRL1232 Series Top Chest

Cubic Inches (cm ³)	Square Inches (cm ²)	Net Weight, lb (kg)	Shipping Weight, lb (kg)	
33,358 (546,404)	10,533 (67,938)	590 (268)	668 (303)	
	Drawers	Width, inches (mm)	Depth, inches (mm)	Height, inches (mm)
Specifications	10	72-7/8 (1,851)	29-1/8 (740)	25-3/8 (645)
Drawers	2	14-5/8 (371)	26-15/16 (684)	1-11/16 (43)
	3	14-5/8 (371)	26-15/16 (684)	4 (102)
	2	49-1/8 (1,248)	26-15/16 (684)	1-11/16 (43)
	3	49-1/8 (1,248)	26-15/16 (684)	4 (102)
Top Compartment	Narrow	18-9/16 (471)	26-7/8 (683)	4-1/8 (105)
	Wide	53-7/8 (1,368)	26-7/8 (683)	4-1/8 (105)

KRL1203B Series Top Chest

Cubic Inches (cm ³)	Square Inches (cm ²)	Net Weight, lb (kg)	Shipping Weight, lb (kg)	
32,109 (525,945)	9,994 (64,461)	590 (268)	681 (309)	
	Drawers	Width, inches (mm)	Depth, inches (mm)	Height, inches (mm)
Specifications	15	72-7/8 (1,851)	29-1/8 (740)	25-3/8 (645)
Drawers	4	14-5/8 (371)	26-15/16 (684)	1-11/16 (43)
	6	14-5/8 (371)	26-15/16 (684)	4 (102)
	2	30-1/2 (775)	26-15/16 (684)	1-11/16 (43)
	3	30-1/2 (775)	26-15/16 (684)	4 (102)
Top Compartment	Narrow	18-9/16 (471)	26-7/8 (683)	4-1/8 (105)
	Wide	53-7/8 (1,368)	26-7/8 (683)	4-1/8 (105)

KRL1201A Series Top Chest

Cubic Inches (cm ³)	Square Inches (cm ²)	Net Weight, lb (kg)	Shipping Weight, lb (kg)	
24,456 (400,589)	7,526 (48,543)	424 (192)	505 (229)	
	Drawers	Width, inches (mm)	Depth, inches (mm)	Height, inches (mm)
Specifications	10	54-1/4 (1,375)	29-1/8 (740)	25-3/8 (645)
Drawers	2	14-5/8 (371)	26-15/16 (684)	1-11/16 (43)
	3	14-5/8 (371)	26-15/16 (684)	4 (102)
	2	30-1/2 (775)	26-15/16 (684)	1-11/16 (43)
	3	30-1/2 (775)	26-15/16 (684)	4 (102)
Top Compartment	—	53-7/8 (1,368)	26-7/8 (683)	4-1/8 (105)

KRL1251 Series Top Chest

Cubic Inches (cm ³)	Square Inches (cm ²)	Net Weight, lb (kg)	Shipping Weight, lb (kg)	
16,348 (267,780)	5,059 (32,631)	267 (121)	306 (140)	
	Drawers	Width, inches (mm)	Depth, inches (mm)	Height, inches (mm)
Specifications	5	35-5/8 (905)	29-1/8 (740)	25-3/8 (645)
Drawers	2	30-1/2 (775)	26-15/16 (684)	1-11/16 (43)
	3	30-1/2 (775)	26-15/16 (684)	4 (102)
Top Compartment	—	35-3/8 (899)	26-7/8 (683)	4-1/8 (105)

KRL791A Series Top Chest

Cubic Inches (cm ³)	Square Inches (cm ²)	Net Weight, lb (kg)	Shipping Weight, lb (kg)	
15,927 (260,884)	5,132 (33,101)	302 (137)	384 (174)	
	Drawers	Width, inches (mm)	Depth, inches (mm)	Height, inches (mm)
Specifications	8	54-1/4 (1,375)	24 (610)	21 (533)
Drawers	2	14-5/8 (371)	21-7/8 (557)	1-11/16 (43)
	2	14-5/8 (371)	21-7/8 (557)	4 (102)
	2	30-1/2 (775)	21-7/8 (557)	1-11/16 (43)
	2	30-1/2 (775)	21-7/8 (557)	4 (102)
Top Compartment	—	53-7/8 (1,368)	21-3/4 (552)	4-1/8 (105)



KRL791APJK

KRL751 Series Top Chest

Cubic Inches (cm ³)	Square Inches (cm ²)	Net Weight, lb (kg)	Shipping Weight, lb (kg)	
13,294 (217,756)	4,115 (26,542)	194 (88)	245 (111)	
	Drawers	Width, inches (mm)	Depth, inches (mm)	Height, inches (mm)
Specifications	4	35-5/8 (905)	24 (610)	21 (533)
Drawers	2	30-1/2 (775)	21-7/8 (557)	1-11/16 (43)
	2	30-1/2 (775)	21-7/8 (557)	4 (102)
Top Compartment	—	35-3/8 (899)	21-3/4 (552)	4-1/8 (105)



KRL751PC

WORKCENTERS

WorkCenters

- Door opens virtually effortlessly with gas springs and cam-assist design
- Convenient access to tools, convenient security – able to lock up work-in-progress
- Slots 'n dots™ Plus back panel for use with our tool organizing accessories
- Structural continuity design with corner gussets and the standing seam for increased strength and durability
- Stainless-steel inside walls allow magnetic items to be attached to the walls
- Shiny stainless-steel walls reflect the light, magnifying available light
- Extra key plug to key-alike to roll cab
- Mounting template for drilling – including a drill bit for easier installation



KRL1072PCM



KRA2454PBO

Specifications	KRL1072 Series	KRL1054 Series	KRA2454 Series
Cubic Inches (cm ³)	26,522 (434,617)	19,409 (318,056)	13,524 (221,619)
Square Inches (cm ²)	4,005 (25,838)	3,136 (20,232)	1,127 (7,271)
Width, inches (mm)	72-7/8 (1,851)	54-1/8 (1,381)	55 (1,397)
Height, inches (mm)	23-9/16 (598.5)	23-9/16 (598.5)	27 (686)
Depth, inches (mm)	27-1/2 (698.5)	27-1/2 (698.5)	22-7/16 (570)
Inside Width, inches (mm)	69-7/16 (1,764)	50-13/16 (1,764)	50-13/16 (1,764)
Net Weight, lb (kg)	214 (97)	176 (80)	165 (74.8)
Shipping Weight, lb (kg)	320 (146)	258 (117)	258 (117)



- Do not open multiple drawers
- Images may be shown without actual warning labels
- Read safety precautions on pages W1 to W4

MASTER SERIES: BULK OVERHEAD CABINETS



KRL7245APKS



KRWL5435PBO

Bulk Overhead Cabinets

Specifications	KRL7245A	KRL5445A	KRWL5435
Cubic Inches (cm ³)	26,814 (439,219)	19,629 (321,516)	15,076 (246,948)
Square Inches (cm ²)	1,740 (11,224)	1,274 (8,216)	1,042 (6,719)
Width, inches (mm)	72-7/8 (1,851)	54-1/4 (1,378)	54-1/4 (1,378)
Height, inches (mm)	18-1/8 (460)	18-1/8 (460)	16 (406)
Depth, inches (mm)	27-1/2 (699)	27-1/2 (699)	21 (533)

DRAWER END CABINETS



KRL1221PC

KRL1221 Series Top Cabinet

Cubic Inches (cm ³)	Square Inches (cm ²)	Net Weight, lb (kg)	Shipping Weight, lb (kg)	
8,115 (132,924)	2,469 (15,925)	170 (77)	218 (99)	
	Drawers	Width, inches (mm)	Depth, inches (mm)	Height, inches (mm)
Specifications	5	19-3/4 (502)	29-1/8 (740)	25-3/8 (645)
Drawers	2	14-5/8 (371)	26-15/16 (684)	1-11/16 (43)
	3	14-5/8 (371)	26-15/16 (684)	4 (102)
Top Compartment	—	18-9/16 (471)	26-7/8 (683)	4-1/8 (105)



KRL1011APJJ

KRL1011A Series End Cabinet

Cubic Inches (cm ³)	Square Inches (cm ²)	Net Weight, lb (kg)	Shipping Weight, lb (kg)	
10,735 (175,839)	3,152 (20,330)	267 (121)	295 (134)	
	Drawers	Width, inches (mm)	Depth, inches (mm)	Height, inches (mm)
Specifications	8	19-3/4 (502)	29-1/8 (740)	37-5/16 (948)
Drawers	3	14-5/8 (371)	26-15/16 (684)	1-11/16 (43)
	4	14-5/8 (371)	26-15/16 (684)	4 (102)
	1	14-5/8 (371)	26-15/16 (685)	6-3/16 (157)

Colors Available:



	Red	Black	Royal Blue	Ultra Yellow	Electric Orange	Extreme Green	Arctic Silver	Midnight Blue	Flat Black	Candy Apple Red	White	Storm Gray
Bright Trim:	PBO	PC	PCM	PES	PJK	PJJ	PKS	PDG	PRA	PJH	PU	PRJ
Black Trim:	PN	PFI	PET	PDO	PKH	PKG	PLE	PQD	POT	PPS	PDC	PWZ
Titanium Trim:	PUT	PUU	PUW	PUZ	PVB	PVE	PVD	PVF	PUS	PVA	PVC	PXF
Blue Trim:	PQG	PLS	PME	PPR	PPX	PQA	PLC	PQE	PRK	PPU	PMP	PYC
Red Trim:	PMS	PLU	PPG	PLR	PPY	PQB	PLB	PQF	PRF	PPV	PFT	PYB
Orange Valor Trim:												PXB
Atomic Green Trim:			PWT									

All Masters Series units are available in 12 standard colors and 7 trim colors. Add suffix to base stock number for special colors.

KRL1098 Series End Cabinet*

Cubic Inches (cm ³)	Square Inches (cm ²)	Net Weight, lb (kg)	Shipping Weight, lb (kg)	
11,088 (181,700)	2,364 (15,252)	267 (121)	—	
	Drawers	Width, inches (mm)	Depth, inches (mm)	Height, inches (mm)
Specifications	6	19-3/4 (502)	29-1/8 (746)	37-5/16 (948)
Drawers	2	14-5/8 (371)	26-15/16 (684)	1-11/16 (43)
	3	14-5/8 (371)	26-15/16 (684)	4 (102)
	1	14-5/8 (371)	26-15/16 (684)	12-13/16 (326)

*The KRL1098 and KRL1163 include a 12" drawer that has a power tool organizer kit.



KRL1098PBO

KRL7011A Series End Cabinet

Cubic Inches (cm ³)	Square Inches (cm ²)	Net Weight, lb (kg)	Shipping Weight, lb (kg)	
9,160 (150,041)	2,758 (17,789)	230 (104)	267 (121)	
	Drawers	Width, inches (mm)	Depth, inches (mm)	Height, inches (mm)
Specifications	7	19-3/4 (502)	29-1/8 (740)	32-15/16 (837)
Drawers	3	14-5/8 (371)	26-15/16 (684)	1-11/16 (43)
	3	14-5/8 (371)	26-15/16 (684)	4 (102)
	1	14-5/8 (371)	26-15/16 (684)	6-3/16 (157)



KRL7011APCM

KRL711A Series End Cabinet

Cubic Inches (cm ³)	Square Inches (cm ²)	Net Weight, lb (kg)	Shipping Weight, lb (kg)	
7,438 (121,834)	2,239 (14,442)	193 (88)	225 (102)	
	Drawers	Width, inches (mm)	Depth, inches (mm)	Height, inches (mm)
Specifications	7	19-3/4 (502)	24 (610)	32-15/16 (837)
Drawers	3	14-5/8 (371)	21-7/8 (557)	1-11/16 (43)
	3	14-5/8 (371)	21-7/8 (557)	4 (102)
	1	14-5/8 (371)	21-7/8 (557)	6-3/16 (157)



KRL711APES



- Secure end cab to roll cab per instructions
- Do not open multiple drawers
- Images may be shown without actual warning labels
- Read safety precautions on pages W1 to W4

BULK END CABINETS



KRL1015BPBO

KRL1015B Series Bulk End Cabinet

Cubic Inches (cm ³)	Square Inches (cm ²)	Net Weight, lb (kg)	Shipping Weight, lb (kg)	
11,608 (190,139)	1,094 (7,056)	184 (83)	220 (100)	
	Drawers	Width, inches (mm)	Depth, inches (mm)	Height, inches (mm)
Specifications	2	19-3/4 (502)	29-1/8 (740)	37-5/16 (948)
Drawers	2	13-1/4 (337)	24-3/4 (629)	4 (102)
Shelves	1	16-1/4 (413)	25-3/8 (645)	Adjustable

KRL7015B Series Bulk End Cabinet

Cubic Inches (cm ³)	Square Inches (cm ²)	Net Weight, lb (kg)	Shipping Weight, lb (kg)	
9,770 (160,033)	1,094 (7,056)	142 (64)	181 (82)	
	Drawers	Width, inches (mm)	Depth, inches (mm)	Height, inches (mm)
Specifications	2	19-3/4 (502)	29-1/8 (740)	32-15/16 (837)
Drawers	2	13-1/4 (337)	24-3/4 (629)	4 (102)
Shelves	1	16-1/4 (413)	25-3/8 (645)	Adjustable

KRL715B Series Bulk End Cabinet

Cubic Inches (cm ³)	Square Inches (cm ²)	Net Weight, lb (kg)	Shipping Weight, lb (kg)	
7,984 (130,830)	894 (5,768)	122 (55)	159 (72)	
	Drawers	Width, inches (mm)	Depth, inches (mm)	Height, inches (mm)
Specifications	2	19-3/4 (500.9)	24 (609.6)	32-15/16 (835.8)
Drawers	2	13-1/4 (330.2)	20-1/8 (508)	4 (101.6)
Shelves	1/0	16-1/4 (406.4)	20-5/8 (508)	Adjustable

Colors Available:



	Red	Gloss Black	Royal Blue	Ultra Yellow	Electric Orange	Extreme Green	Arctic Silver	Midnight Blue	Flat Black	Candy Apple Red	White	Storm Gray
Bright Trim:	PBO	PC	PCM	PES	PJK	PJJ	PKS	PDG	PRA	PJH	PU	PRJ
Black Trim:	PN	PFI	PET	PDO	PKH	PKG	PLE	PQD	POT	PPS	PDC	PWZ
Titanium Trim:	PUT	PUU	PUW	PUZ	PVB	PVE	PVD	PVF	PUS	PVA	PVC	PFX
Blue Trim:	PQG	PLS	PME	PPR	PPX	PQA	PLC	PQE	PRK	PPU	PMP	PYC
Red Trim:	PMS	PLU	PPG	PLR	PPY	PQB	PLB	PQF	PRF	PPV	PFT	PYB
Orange Valor Trim:	PXB											
Atomic Green Trim:	PWT											

All Masters Series units are available in 12 standard colors and 7 trim colors. Add suffix to base stock number for special colors.

KRL1012B Series Locker

Cubic Inches (cm ³)	Square Inches (cm ²)	Net Weight, lb (kg)	Shipping Weight, lb (kg)	
28,446 (465,945)	3,564 (22,988)	306 (139)	369 (167)	
	Drawers	Width, inches (mm)	Depth, inches (mm)	Height, inches (mm)
Specifications	4	24-1/16 (611)	29-1/8 (740)	62-3/8 (1,584)
Drawers	4	19-7/16 (495)	25-1/8 (638)	4 (102)
Shelves	3	24-1/16 (611)	22-3/4 (578)	Adjustable
Trays	2	17-7/8 (454)	3-1/8 (79)	4 (102)

KRL7012A Series Locker

Cubic Inches (cm ³)	Square Inches (cm ²)	Net Weight, lb (kg)	Shipping Weight, lb (kg)	
26,085 (427,272)	3,564 (22,988)	285 (129)	345 (156)	
	Drawers	Width, inches (mm)	Depth, inches (mm)	Height, inches (mm)
Specifications	4	24-1/16 (611)	29-1/8 (740)	57-15/16 (1,472)
Drawers	4	19-1/2 (495)	25-1/8 (638)	4 (102)
Shelves	3	24-1/16 (611)	22-3/4 (578)	Adjustable
Trays	2	17-7/8 (454)	3-1/8 (79)	4 (102)

KRL712B Series Locker

Cubic Inches (cm ³)	Square Inches (cm ²)	Net Weight, lb (kg)	Shipping Weight, lb (kg)	
20,568 (336,904)	2,831 (18,260)	238 (108)	297 (135)	
	Drawers	Width, inches (mm)	Depth, inches (mm)	Height, inches (mm)
Specifications	4	24-1/16 (611)	24 (610)	53-7/16 (1,357)
Drawers	4	19-7/16 (495)	20 (508)	4 (102)
Shelves	3	21-1/16 (535)	17-9/16 (446)	Adjustable
Trays	3	17-7/8 (454)	3-1/8 (79)	4 (102)



KRL1012BPBO

MASTERS SERIES: DOCKER LOCKER®

Docker Locker® Lockers

Provides a quick way to secure tools and gives additional bulk storage. Includes a roll cart designed to fit locker (not available separately), KAT18PV can rack and one adjustable shelf. Mounts on either side of KRL1000 or KRL7000 Series roll cabs. Not designed for use with standard roll carts.

KRL1018 Series

Cubic Inches (cm ³)	Square Inches (cm ²)	Net Weight, lb (kg)	Shipping Weight, lb (kg)
31,642 (518,296)	1,578 (10,178)	202 (92)	295 (134)
	Width, inches (mm)	Depth, inches (mm)	Height, inches (mm)
Specifications	24-1/16 (611)	29-1/8 (740)	62-3/8 (1,584)

KRL7018 Series

Cubic Inches (cm ³)	Square Inches (cm ²)	Net Weight, lb (kg)	Shipping Weight, lb (kg)
29,139 (477,297)	1,578 (10,178)	190 (86)	287 (130)
	Width, inches (mm)	Depth, inches (mm)	Height, inches (mm)
Specifications	24-1/16 (611)	29-1/8 (740)	57-15/16 (1,472)



KRL1018PB0

(US Patent 6,719,384)



- Secure end cab to roll cab per instructions
- Do not open multiple drawers
- Images may be shown without actual warning labels
- Read safety precautions on pages W1 to W4

MASTER SERIES: TOOL UTILITY VEHICLES (TUV)



KRP1032CPB01



KRT1032CPC1

KRP1032C Series TUV

Cubic Inches (cm ³)	Square Inches (cm ²)	Net Weight, lb (kg)	Load Capacity, lb (kg)	
113,947 (1,866,452)	19,426 (125,298)	1,975 (896)	6,000 (2,722)	
	Drawers	Width, inches (mm)	Depth, inches (mm)	Height, inches (mm)
Specifications	16	124 (3,150)	29-7/8 (759) 35 for tires (889)	70 (1,778)
Drawers in Roll Cab	3	14-5/8 (371)	26-15/16 (684)	1-11/16 (43)
	1	14-5/8 (371)	26-15/16 (684)	4 (102)
	1	14-5/8 (371)	26-15/16 (684)	10-5/8 (270)
	1	49-1/8 (1,248)	26-15/16 (684)	1-9/16 (40)
	3	49-1/8 (1,248)	26-15/16 (684)	3-13/16 (97)
	1	49-1/8 (1,248)	26-15/16 (684)	6 (152)
	1	67-1/8 (1,705)	26-15/16 (684)	4-7/8 (124)
	1	67-1/8 (1,705)	26-15/16 (684)	2-11/16 (68)
Locker Drawers	4	19-7/16 (494)	25-1/8 (638)	4 (102)
Locker Shelves	4	21-1/16 (535)	22-3/4 (578)	Adjustable
Can Tray	1	17-7/8 (454)	3-1/8 (79)	4 (102)
WorkCenter	Dimensions	71-3/8 (1,813)	23-3/4 (603)	23 (584)

KRT1032C Series TUV

Cubic Inches (cm ³)	Square Inches (cm ²)	Net Weight, lb (kg)	Load Capacity, lb (kg)	
120,528 (1,974,249)	26,709 (172,273)	2,350 (1,066)	6,000 (2,722)	
	Drawers	Width, inches (mm)	Depth, inches (mm)	Height, inches (mm)
Specifications	26	124 (3,150)	29-7/8 (759) 35 for tires (889)	70 (1,778)
Drawers in Roll Cab	5	14-5/8 (371)	26-15/16 (684)	1-11/16 (43)
	4	14-5/8 (371)	26-15/16 (684)	4 (102)
	1	14-5/8 (371)	26-15/16 (684)	10-5/8 (270)
	3	49-1/8 (1,248)	26-15/16 (684)	1-9/16 (40)
	3	49-1/8 (1,248)	26-15/16 (684)	3-13/16 (97)
	1	49-1/8 (1,248)	26-15/16 (684)	6 (152)
	1	67-1/8 (1,705)	26-15/16 (684)	4-7/8 (124)
	1	67-1/8 (1,705)	26-15/16 (684)	2-11/16 (68)
Locker Drawers	4	19-7/16 (494)	25-1/8 (638)	4 (102)
Locker Shelves	4	21-1/16 (535)	22 3/4 (578)	Adjustable
Can Tray	1	17-7/8 (454)	3-1/8 (79)	4 (102)
Top Chest Compartment	Narrow	18-9/16 (471)	26-7/8 (683)	4-1/8 (105)
	Wide	53-7/8 (1,348)	26-7/8 (683)	4-1/8 (105)

Optional Add-Ons Available

Locker	2 Included
WorkStation Riser	KRL1072 Included
Hardwood Top	KRWT7003A option
Stainless Top	Included KRSST7003B
Protective Cover (roll cab)	KACP1023 option
Overhead	KRL7245A option

Includes (1) KAS12PV, (1) KASR12PV and (1) writing surface

Optional Add-Ons Available

Top Chest	KRL1232 included
Locker	2 Included
Protective Cover (roll cab)	KACP1023 option

Includes (1) KASR12PV and (1) writing surface

Colors Available:

	Red	Black	Royal Blue	Ultra Yellow	Electric Orange	Extreme Green	Arcic Silver	Midnight Blue	Flat Black	Candy Apple Red	White	Storm Gray
Bright Trim:	PBO	PC	PCM	PES	PJK	PJJ	PKS	PDG	PRA	PJH	PU	PRJ
Black Trim:	PN	PFI	PET	PDO	PKH	PKG	PLE	PQD	POT	PPS	PDC	PWZ
Titanium Trim:	PUT	PUU	PUW	PUZ	PVB	PVE	PVD	PVF	PUS	PVA	PVC	PXF
Blue Trim:	PQG	PLS	PME	PPR	PPX	PQA	PLC	PQE	PRK	PPU	PMP	PYC
Red Trim:	PMS	PLU	PPG	PLR	PPY	PQB	PLB	PQF	PRF	PPV	PFT	PYB
Orange Valor Trim:												PXB
Atomic Green Trim:												PWT

All Masters Series units are available in 12 standard colors and 7 trim colors. Add suffix to base stock number for special colors.

MASTER SERIES: TOOL UTILITY VEHICLE (TUV)



KTP1022AKG7



KTP1023CP07

KTP1022A Series TUV

Cubic Inches (cm ³)	Square Inches (cm ²)	Net Weight, lb (kg)	Load Capacity, lb (kg)	
99,252 (1,626,449)	15,757 (101,658)	1,582 (718)	6,000 (2,722)	
	Drawers	Width, inches (mm)	Depth, inches (mm)	Height, inches (mm)
Specifications	14	52-3/4 (1,340)	23-3/4 (603)	23 (584)
Locker Drawers	4	19-17/16 (494)	25-1/8 (638)	4 (102)
Locker Shelves	4	21-1/6 (535)	22-3/4 (578)	Adjustable
Can Tray	1	17-7/8 (45)	3-1/8 (79)	2 (102)

* Optional accessories not included.

KTP1023C Series TUV

Cubic Inches (cm ³)	Square Inches (cm ²)	Net Weight, lb (kg)	Load Capacity, lb (kg)	
112,501 (1,825,993)	18,187 (130,787)	1,975 (896)	6,000 (2,722)	
	Drawers	Width, inches (mm)	Depth, inches (mm)	Height, inches (mm)
Specifications	18	124 (3,150)	29 7/8 (759) 35 for tires (889)	70 (1,778)
Drawers in Roll Cab	4	14-5/8 (371)	26-15/16 (684)	1-11/16 (43)
	5	14-5/8 (371)	26-15/16 (684)	4 (102)
	1	14-5/8 (371)	26-15/16 (684)	6-3/16 (157)
	1	14-5/8 (371)	26-15/16 (684)	10-5/8 (270)
	1	30-1/2 (775)	26-15/16 (684)	1-11/16 (43)
	2	30-1/2 (775)	26-15/16 (684)	4 (102)
	1	30-1/2 (775)	26-15/16 (684)	6-3/16 (157)
	1	49-1/8 (1,248)	26-15/16 (684)	4-7/8 (124)
	1	49-1/8 (1,248)	26-15/16 (684)	2-11/16 (68)
1	49-1/8 (1,248)	26-15/16 (684)	3-13/16 (97)	
Locker Drawers	4	19-7/16 (494)	25-1/8 (638)	4 (102)
Locker Shelves	4	21-1/16 (535)	22-3/4 (578)	Adjustable
Can Tray	1	17-7/8 (454)	3-1/8 (79)	4 (102)
WorkCenter	Dimensions	71-3/8 (1,813)	23-3/4 (603)	23 (5e84)

Includes (1) KAS12PV shelf, (1) KASR12PV screwdriver rack and (1) writing surface

Optional Add-Ons Available

Locker	2 Included
WorkStation Riser	KRL1072 Included
Hardwood Top	KRWT7003A option
Stainless Top	Included KRSST7003B
Protective Cover (roll cab)	KACP1023 option
Overhead	KRL7245A option
Body Guards	See next page for full listing



- Do not open multiple drawers
- Images may be shown without actual warning labels
- Read safety precautions on pages W1 to W4

MASTER SERIES: TOOL UTILITY VEHICLE (TUV)



KRT1023CPLU7



KTP1023PZS7

KRT1023C Series TUV

Cubic Inches (cm ³)	Square Inches (cm ²)	Net Weight, lb (kg)	Load Capacity, lb (kg)
117,472 (1,924,191)	27,018 (174,266)	2,350 (1,066)	6,000 (2,722)
	Drawers	Width, inches (mm)	Depth, inches (mm)
Specifications	41	124 (3,150)	29-7/8 (759) 35 for tires (889)
Drawers in Roll Cab/ Top Chest	12	14-5/8 (371)	26-15/16 (684)
	10	14-5/8 (371)	26-15/16 (684)
	1	14-5/8 (371)	26-15/16 (684)
	1	14-5/8 (371)	26-15/16 (684)
	5	30-1/2 (775)	26-15/16 (684)
	5	30-1/2 (775)	26-15/16 (684)
	1	30-1/2 (775)	26-15/16 (684)
	1	49-1/8 (1,248)	26-15/16 (684)
	1	49-1/8 (1,248)	26-15/16 (684)
Locker Drawers	4	19-7/16 (494)	25-1/8 (638)
Locker Shelves	4	21-1/16 (535)	22-3/4 (578)
Can Tray	1	17-7/8 (454)	3-1/8 (79)
Top Chest Compartment	Narrow	18-9/16 (471)	26-7/8 (683)
	Wide	53-7/8 (1,368)	26-7/8 (683)

Includes (1) KASR12PV screwdriver rack and (1) writing surface

Optional Add-Ons Available

Top Chest	KRL1203B Included
Locker	2 Included
Protective Cover (roll cab)	KACP1023 option
Body Guards	See next page for full listing

KRP1023C Series TUV

Cubic Inches (cm ³)	Square Inches (cm ²)	Net Weight, lb (kg)	Load Capacity, lb (kg)
111,477 (1,825,993)	20,277 (130,787)	1,975 (896)	6,000 (2,722)
	Drawers	Width, inches (mm)	Depth, inches (mm)
Specifications	26	124 (3,150)	29-7/8 (759) 35 for tires (889)
Drawers in Roll Cab/ Top Chest	8	14-5/8 (371)	26-15/16 (684)
	4	14-5/8 (371)	26-15/16 (684)
	1	14-5/8 (371)	26-15/16 (684)
	1	14-5/8 (371)	26-15/16 (684)
	3	30-1/2 (775)	26-15/16 (684)
	2	30-1/2 (775)	26-15/16 (684)
	1	30-1/2 (775)	26-15/16 (684)
	1	49-1/8 (1,248)	26-15/16 (684)
	1	49-1/8 (1,248)	26-15/16 (684)
Locker Drawers	4	19-7/16 (494)	25-1/8 (638)
Locker Shelves	4	21-1/16 (535)	22-3/4 (578)
Can Tray	1	17-7/8 (454)	3-1/8 (79)
WorkCenter	Dimensions	71-3/8 (1,813)	23-3/4 (603)

Colors Available:

Bright Trim:	PBO	PC	PCM	PES	PJK	PJJ	PKS	PDG	PRA	PJH	PU	PRJ
Black Trim:	PN	PFI	PET	PDO	PKH	PKG	PLE	PQD	POT	PPS	PDC	PWZ
Titanium Trim:	PUT	PUU	PUW	PUZ	PVB	PVE	PVD	PVF	PUS	PVA	PVC	PFX
Blue Trim:	PQG	PLS	PME	PPR	PPX	PQA	PLC	PQE	PRK	PPU	PMP	PYC
Red Trim:	PMS	PLU	PPG	PLR	PPY	PQB	PLB	PQF	PRF	PPV	PFT	PYB
Orange Valor Trim:	PXB											
Atomic Green Trim:	PWT											

All Masters Series units are available in 12 standard colors and 7 trim colors. Add suffix to base stock number for special colors.

MASTER SERIES: TOOL UTILITY VEHICLE (TUV)



KRP1022CPMP1



KRT1022CPQA1

KRP1022C Series TUV

Cubic Inches (cm ³)	Square Inches (cm ²)	Net Weight, lb (kg)	Load Capacity, lb (kg)	
98,413 (1,612,005)	16,868 (108,799)	1,582 (718)	6,000 (2,722)	
	Drawers	Width, inches (mm)	Depth, inches (mm)	Height, inches (mm)
Specifications	17	106 (2,692)	29-7/8 (759) 35 for tires (889)	70 (1,778)
Drawers in Roll Cab	3	14-5/8 (371)	26-15/16 (684)	1-11/16 (43)
	1	14-5/8 (371)	26-15/16 (684)	4 (102)
	1	14-5/8 (371)	26-15/16 (684)	10-5/8 (270)
	3	30-1/2 (775)	26-15/16 (684)	1-11/16 (43)
	2	30-1/2 (775)	26-15/16 (684)	4 (102)
	1	30-1/2 (775)	26-15/16 (684)	6-3/16 (157)
	1	49-1/8 (1,248)	26-15/16 (684)	4-7/8 (124)
	1	49-1/8 (1,248)	26-15/16 (684)	2-11/16 (68)
Locker Drawers	4	19-7/16 (494)	25-1/8 (638)	4 (102)
Locker Shelves	4	21-1/16 (535)	22-3/4 (578)	Adjustable
Can Tray	1	17-7/8 (454)	3-1/8 (79)	4 (102)
WorkCenter	Dimensions	52-3/4 (1,340)	23-3/4 (603)	23 (584)

KRT1022C Series TUV

Cubic Inches (cm ³)	Square Inches (cm ²)	Net Weight, lb (kg)	Load Capacity, lb (kg)	
99,267 (1,626,688)	21,036 (135,715)	1,786 (810)	6,000 (2,777)	
	Drawers	Width, inches (mm)	Depth, inches (mm)	Height, inches (mm)
Specifications	27	106 (2,692)	29-7/8 (759) 35 for tires (889)	70 (1,778)
Drawers in Roll Cab	5	14-5/8 (371)	26-15/16 (684)	1-11/16 (43)
	4	14-5/8 (371)	26-15/16 (684)	4 (102)
	1	14-5/8 (371)	26-15/16 (684)	10-5/8 (270)
	5	30-1/2 (775)	26-15/16 (684)	1-11/16 (43)
	5	30-1/2 (775)	26-15/16 (684)	4 (102)
	1	30-1/2 (775)	26-15/16 (684)	6-3/16 (157)
	1	49-1/8 (1,248)	26-15/16 (684)	4-7/8 (124)
	1	49-1/8 (1,248)	26-15/16 (684)	2-11/16 (68)
Locker Drawers	4	19-7/16 (494)	25-1/8 (638)	4 (102)
Locker Shelves	4	21-1/16 (535)	22-3/4 (578)	Adjustable
Can Tray	1	17-7/8 (454)	3-1/8 (79)	4 (102)
Top Chest Compartment	Narrow	18-9/16 (471)	26-7/8 (683)	4-1/8 (105)
	Wide	53-7/8 (1,368)	26-7/8 (683)	4-1/8 (105)

Optional Add-Ons Available

Locker	2 Included
WorkStation Riser	KRL1054 Included
Hardwood Top	KRWT7002A option
Stainless Top	Included KRSST1001B
Protective Cover (roll cab)	KACP1022 option
Overhead	KRL5445A option

Includes (1) KAS12PV shelf and (1) writing surface

Optional Add-Ons Available

Top Chest	KRL1201A Included
Locker	2 Included
Protective Cover (roll cab)	KACP1022
Third Caster Set Option	KACP1022 option



- Do not open multiple drawers
- Images may be shown without actual warning labels
- Read safety precautions on pages W1 to W4

MASTER SERIES: TOOL UTILITY VEHICLE (TUV)



KP1023JS



KRP/KRT Series Chassis Accessories

Stock No.	Description	Application
PITJ051BLT	Bedliner Fender	Fits all Snap-on® TUV units
KATUVGRILL	Stainless-Steel Front Grill	Fits all Snap-on® TUV units
PIT2J051SST	Stainless-Steel Fender	Fits all Snap-on® TUV units
KATUVBUMPER	Stainless-Steel Back Bumper	Fits all Snap-on® TUV units
KP1023JS	Jack Stand	Fits all Snap-on® TUV units
KATUVBAR54	Stainless-Steel Side Bar	54" step bar fits KRP1022/KRT1022 and KRLR1022 series of TUV units
KATUVBAR54BL	Gloss Black Side Bar	54" step bar fits KRP1022, KRT1022 and KRLR1022 series of TUV units
KATUVBAR72	Stainless-Steel Side Bar	72" step bar fits KRP1023/KRT1023 and KRP1032/KRT1032 series of TUV units
KATUVBAR72BL	Gloss Black Side Bar	72" step bar fits KRP1023, KRT1023, KRP1032, KRT1032, KRP1033 and KRT1033 series of TUV units
KATUVBRAKE54	Hydraulic Brake Kit	Fits KRP1022/KRT1022 and KRLR1022 series of TUV units
KATUVBRAKE72	Hydraulic Brake Kit	Fits KRP1023/KRT1023 and KRP1032/KRT1032 series of TUV units

KRP/KRT Series Body Guards

Stock No.	Description	Application
KABGBB54	Back bottom body guard for roll cab (54" TUV)	KRP1022/KRT1022
KABGBB72	Back bottom body guard for roll cab (72" TUV)	KRP1023/KRT1023, KRP1032/KRT1032
KABGFB17	Left/Right front bottom body guard for roll cab (17-9/16")	KRP1022/KRT1022, KRP1023/KRT1023, KRP1032/KRT1032
KABGFB33	Center front bottom body guard for roll cab (33-1/2")	KRP1022/KRT1022, KRP1023/KRT1023
KABGFB52	Front bottom body guard for roll cab (52-1/4")	KRP1032/KRT1032 – All units work on "A" & non-A versions
KABGFT17	Left/Right front top body guard for roll cab (17-9/16")	KRP1023/KRT1023, KRP1032/KRT1032
KABGFT51	Front top body guard for roll cab (52-1/8")	KRP1022/KRT1022
KABGFT52A	Front top body guard for roll cab (52-1/8")	KRP1023/KRT1023, KRP1032/KRT1032
KABGFF17	Front face body guard for tool chest (5-1/16" x 17-3/16")	KRT1023/KRT1032
KABGFF51	Front face body guard for tool chest (5-1/16" x 51")	KRT1022/KRT1023/KRT1032
KABGFF52	Front face body guard for WorkCenter (2-7/16" x 52-11/16v)	KRP1022
KABGFF71	Front face body guard for WorkCenter (2-7/16" x 71-1/4")	KRP1023/KRP1032
7516X70R	Locker Door Inlay (3-7/8" x 46-7/8")	KRP1022/KRT1022, KRP1023/KRT1023, KRP1032/KRT1032

KRP/KRT Series Diamond Plate Top Mats

Silver Stock No.	Black Stock No.	Description
KPP1022DP	KPP1022RP	Diamond plate top mat set for KRP1022 Series TUV units
KPP1023DP	KPP1023RP	Diamond plate top mat set for KRP1023/KRP1032 Series TUV units
KPT1023DP	KPT1023RP	Diamond plate top mat set for locker tops on KRT1022/ KRT1023/KRT1032 Series TUV units

KRP/KRT Series Covers

Red Stock No.	Black Stock No.	Black with Extreme Green S Logo	Description
KACP1022	KACP1022PC	KACP1022EGS	Cover for KRP1022/KRT1022/KTP1022 TUV units
KACP1023	KACP1023PC	—	Cover for KRP1023/KRT1023/ KRP1032/KTP1032 TUV units

Colors Available:

Red	Gloss Black	Royal Blue	Ultra Yellow	Electric Orange	Extreme Green	Arctic Silver	Midnight Blue	Flat Black	Candy Apple Red	White	Storm Gray
Bright Trim: PBO	PC	PCM	PES	PJK	PJJ	PKS	PDG	PRA	PJH	PU	PRJ
Black Trim: PN	PFI	PET	PDO	PKH	PKG	PLE	PQD	POT	PPS	PDC	PWZ
Titanium Trim: PUT	PUU	PUW	PUZ	PVB	PVE	PVD	PVF	PUS	PVA	PVC	PFX
Blue Trim: PQG	PLS	PME	PPR	PPX	PQA	PLC	PQE	PRK	PPU	PMP	PYC
Red Trim: PMS	PLU	PPG	PLR	PPY	PQB	PLB	PQF	PRF	PPV	PFT	PYB
Orange Valor Trim:								PXB			
Atomic Green Trim:	PWT										

All Masters Series units are available in 12 standard colors and 7 trim colors. Add suffix to base stock number for special colors.

Every successful career starts with a good foundation, and a Classic Series roll cab is the perfect place to start. They're affordable, yet built to last — with uncompromising features like reinforced corner gussets and double wall construction for unmatched strength and durability.

THE CHOICE FOR THOSE WHO LIKE CHOICES.

You can customize your Classic cab to your heart's content, with your choice of color, work surface, lighting and protection package. You can also add end cabs, a WorkCenter, lockers, a PowerDrawer with USB port and overheads. Right out of the gate, or as your storage needs grow.



CLASSIC SERIES: QUICK REFERENCE CHART



KRA2432PJJ



KRA2423PDC



KCP2423



KCP2422



KRA2422PC



KRA2407PJK

Roll Cabs	Specifications	KRA2432	KRA2423	KCP2423	KCP2422	KRA2422	KRA2407
Capacity	Approx. Cubic Inches (cm ³)	33,000 (540,773)	31,237 (530,000)	31,453 (515,428)	23,902 (391,691)	23,969 (393,442)	16,000 (262,193)
	Approx. Square Inches (cm ²)	8,500 (54,839)	8,604 (55,509)	7,971 (51,427)	6,068 (39150)	6,300 (40,645)	4,700 (30,322)
	Load Capacity (kg)	2,400 (1,089)	2,400 (1,089)	2,400 (1,095)	2,400 (1,095)	2,400 (1,089)	2,400 (1,089)
Footprint	Width, inches (mm)	73 (1,854)	73 (1,854)	73 (1,854)	54 (1,372)	55 (1,397)	36 (914)
	Depth, inches (mm)	24 (610)	24 (609.6)	24 (610)	24 (610)	24 (610)	24 (610)
	Height, inches (mm)	39 (991)	39 (991)	39 (991)	39 (991)	39 (991)	39 (991)
Drawers	Drawer Banks	2	3	3	2	2	1
	Drawer Count	12	17	15	9	10	7
	Widest Drawer, inches (mm)	50 (1,270)	50 (1,270)	50 (1,270)	50 (1,270)	50 (1,270)	32 (813)
	Slides, lb (kg) (ball bearing)	120 (54)	120 (54)	120 (54)	120 (54)	120 (54)	120 (54)
	Double Slides	Yes (5 drawers)	Yes (2 drawers)	Yes 3 drawers	Yes 2 drawers	Yes (2 drawers)	No
Extras	Top Mat	Unidirectional Rubber	Unidirectional Rubber	Unidirectional Rubber	Unidirectional Rubber	Unidirectional Rubber	Unidirectional Rubber
	Power Drawer	Optional	Optional	Included	Included	Optional	Optional
Weight	Net Weight, lb (kg)	547 (248)	555 (252)	560 (254)	417 (189)	412 (187)	320 (145)
	Shipping Weight, lb (kg)	643 (292)	670 (303)	674 (305)	525 (238)	480 (218)	356 (162)
Optional Add-ons Available	Top Chest	KRA2415A	KRA2415A	KRA2415A	KRA2410A	KRA2410A	KRA2405A
	Side Cab	KRA2406A	KRA2406A	KRA2406A	KRA2406A	KRA2406A	KRA2406A
	Locker	KRA2403	KRA2403	KRA2403	KRA2403	KRA2403	KRA2403
	Work Station Riser w/ Door	KRA2472	KRA2472	KRA2472	KRA2454	KRA2454	No
	Overhead	KRWL3635 (2)	KRWL3635 (2)	KRWL3635 (2)	KRWL5435	KRWL5435	No
	Hardwood Top	KRWT2418	KRWT2418	KRWT2418	KRWT2411	KRWT2411	KRWT2407
	Stainless Top	KRSST2418	KRSST2418	KRSST2418	KRSST2411	KRSST2411	KRSST2407
	Bedliner Top	KRBLT2418	KRBLT2418	KRBLT2418	KRBLT2411	KRBLT2411	KRBLT2407
	Stainless Power Top	—	KWSP2423AST	KWSP2423AST	KWSP2422AST	KWSP2422AST	—
	Bed Liner Power top	—	KWSP2423ABL	KWSP2423ABL	KWSP2422ABL	KWSP2422ABL	—
	Third Caster Set Option	No	No	No	No	No	No

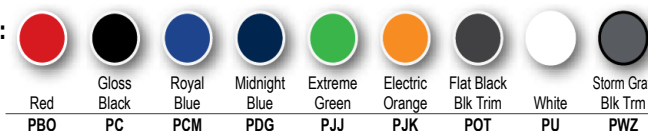


KRA2432PC
(Optional Stainless-Steel Top Shown)

CLASSIC Series Roll Cab Drawer Sizes

Specifications	Width		Depth		Height		KRA2432	KCP2423
	inches	mm	inches	mm	inches	mm	Drawers	Drawers
2" Narrow	14-5/8	371	21-7/8	557	1-11/16	43	3	2
4" Narrow	14-5/8	371	21-7/8	557	4	102	2	3
6" Narrow	14-5/8	371	21-7/8	557	6-3/16	157	—	1
8" Narrow	14-5/8	371	21-7/8	557	8-1/8	206	—	1
10" Narrow	14-5/8	371	21-7/8	557	10-9/16	270	1	1
2" Wide	30-1/2	775	21-7/8	557	1-11/16	43	—	3
4" Wide	30-1/2	775	21-7/8	557	4	102	—	1
6" Wide	30-1/2	775	21-7/8	557	6-3/16	157	—	1
2" Extra Wide	49-1/8	1,248	21-7/8	557	1-9/16	40	1	—
3" Extra Wide	49-1/8	1,248	21-7/8	557	3	126	—	1
4" Extra Wide	49-1/8	1,248	21-7/8	557	4	102	4	—
5" Extra Wide	49-1/8	1,248	21-7/8	557	5	157	—	1
6" Extra Wide	49-1/8	1,248	21-7/8	557	6-3/16	126	1	—
Total Drawer Count							12	15

Colors Available:



All CLASSIC Series units are available in nine standard colors. Black Trim/Black Logo, Blackout version available in Red (BN), Gloss Black (BF), Royal Blue (BET), Midnight Blue (BQD), Extreme Green (BKG), Electric Orange (BKH) and White (BDC).



- Do not open multiple drawers
- Images may be shown without actual warning labels
- Read safety precautions on pages W1 to W4

CLASSIC SERIES: ROLL CABS



KRA2422PJJ



KRA2423PBO



KCP2422

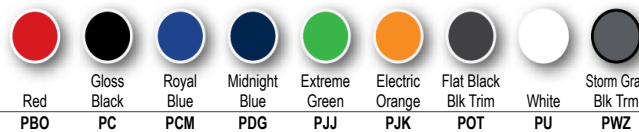


KRA2407PBO

CLASSIC Series Roll Cab Drawer Sizes

Specifications	Width		Depth		Height		KRA2422	KRA2423	KRA2407	KCP2422
	inches	mm	inches	mm	inches	mm	Drawers	Drawers	Drawers	Drawers
2" Narrow	14-5/8	371	21-7/8	557	1-3/4	43	1	4	—	—
4" Narrow	14-5/8	371	21-7/8	557	4	102	1	4	—	—
6" Narrow	14-5/8	371	21-7/8	557	6-3/16	157	—	1	—	—
8" Narrow	14-5/8	371	21-7/8	557	8-1/8	206	—	—	—	2
10" Narrow	14-5/8	371	21-7/8	557	10-9/16	270	1	1	—	—
2" Wide	30-1/2	775	21-7/8	557	1-3/4	43	3	3	3	3
4" Wide	30-1/2	775	21-7/8	557	4	102	1	1	3	1
6" Wide	30-1/2	775	21-7/8	557	6-3/16	157	1	1	1	1
4" Extra Wide	49-1/8	1,248	21-7/8	557	3-13/16	97	—	0	—	—
5" Extra Wide	49-1/8	1,248	21-7/8	557	4-7/8	124	1	1	—	1
3" Extra Wide	49-1/8	1,248	21-7/8	557	2-11/16	68	1	1	—	1
Total Drawer Count							10	17	7	9

Colors Available:



All CLASSIC Series units are available in nine standard colors. Black Trim/Black Logo. Blackout version available in Red (BN), Gloss Black (BF1), Royal Blue (BET), Midnight Blue (BQD), Extreme Green (BKG), Electric Orange (BKH) and White (BDC).

KRA2415A Series Top Chest

Cubic Inches (cm ³)	Square Inches (cm ²)	Net Weight, lb (kg)	Shipping Weight, lb (kg)	
28,348 (464,540)	8,174 (52,735)	496 (225)	555 (252)	
	Drawers	Width, inches (mm)	Depth, inches (mm)	Height, inches (mm)
Specifications	15	73-3/8 (1,864)	24 (609)	28-5/8 (726)
Drawers 2" Narrow	4	14-5/8 (371)	21-7/8 (557)	1-11/16 (43)
4" Narrow	6	14-5/8 (371)	21-7/8 (557)	4 (102)
2" Wide	2	30-1/2 (775)	21-7/8 (557)	1-11/16 (43)
4" Wide	3	30-1/2 (775)	21-7/8 (557)	4 (102)
Top Compartment	—	72 (1,829)	23-3/4 (603)	5 (125)



KRA2415APBO

KRA2410A Series Top Chest

Cubic Inches (cm ³)	Square Inches (cm ²)	Net Weight, lb (kg)		Shipping Weight, lb (kg)	
21,283 (348,766)	6,137 (39,593)	361 (163)		417 (189)	
	Drawer Description	Drawers	Width, inches (mm)	Depth, inches (mm)	Height, inches (mm)
Specifications		10	54-7/16 (1,383)	24 (609)	28-5/8 (726)
Drawers	2" Narrow	2	14-5/8 (371)	21-7/8 (557)	1-11/16 (43)
	4" Narrow	3	14-5/8 (371)	21-7/8 (557)	4 (102)
	2" Wide	2	30-1/2 (775)	21-7/8 (557)	1-11/16 (43)
	4" Wide	3	30-1/2 (775)	21-7/8 (557)	4 (102)
Top Compartment		—	54 (1,372)	23-3/4 (603)	5 (125)



KRA2410APBO

KRA2405A Series Top Chest

Cubic Inches (cm ³)	Square Inches (cm ²)	Net Weight, lb (kg)	Shipping Weight, lb (kg)	
14,333 (234,875)	4,139 (26,703)	222 (101)	281 (127)	
	Drawers	Width, inches (mm)	Depth, inches (mm)	Height, inches (mm)
Specifications	5	36-3/8 (924)	24 (609)	28-5/8 (726)
Drawers	2	30-1/2 (775)	21-7/8 (557)	1-11/16 (43)
	3	30-1/2 (775)	21-7/8 (557)	4 (102)
Top Compartment	—	35-3/4 (907)	23-3/4 (603)	5 (125)




KRA2405APC



- Do not open multiple drawers
- Images may be shown without actual warning labels
- Read safety precautions on pages W1 to W4

CLASSIC SERIES: WORKSTATION RISERS



KRA2472PCM

- Factory assembled unit complete with door
- Work surface required

Stock Number	KRA2472 Riser	KRA2454 Riser
Cubic Inches (cm ³)	23,265 (381,245)	13,524 (221,619)
Square Inches (cm ²)	1,551 (10,006)	1,127 (7,271)
Width, inches (mm)	73 (1,854)	54-7/16 (1,382)
Height, inches (mm)	27 (686)	27 (686)
Depth, inches (mm)	22-7/16 (570)	22-7/16 (570)

LOCKERS



KRA2403PJK

KRA2403 Series Lockers

Cubic Inches (cm ³)	Square Inches (cm ²)	Net Weight, lb (kg)	Shipping Weight, lb (kg)	
17,035 (279,154)	2,509 (16,188)	375 (170)	418 (189)	
	Drawers	Width, inches (mm)	Depth, inches (mm)	Height, inches (mm)
Specifications	3	24-3/4 (635)	24 (610)	61 (1,549) w/ casters 54 (1,372) w/out casters
Drawers	3	20-3/8 (518)	19-1/2 (495)	3-13/16 (97)
Shelves/Trays	3	20-3/8 (518)	21-1/2 (546)	9-1/2 (241)

Ball slide capacity 125 lb per drawer.

END CABINETS



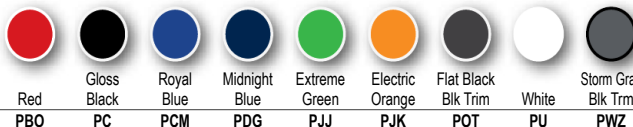
KRA2406APJK

KRA2406A Series End Cabinets

Cubic Inches (cm ³)	Square Inches (cm ²)	Net Weight, lb (kg)	Shipping Weight, lb (kg)	
7,574 (124,115)	1,918 (12,374)	220 (99)	258 (117)	
	Drawers	Width, inches (mm)	Depth, inches (mm)	Height, inches (mm)
Specifications	6	20-1/4 (514)	24 (609)	39-1/4 (997)
Drawers	3	14-5/8 (371)	21-7/8 (557)	1-11/16 (43)
	2	14-5/8 (371)	21-7/8 (557)	4 (102)
	1	14-5/8 (371)	21-7/8 (557)	10-9/16 (270)

Ball slide capacity 125 lb per drawer.

Colors Available:



All CLASSIC Series units are available in nine standard colors. Black Trim/Black Logo. Blackout version available in Red (BN), Gloss Black (BF), Royal Blue (BET), Midnight Blue (BQD), Extreme Green (BKG), Electric Orange (BKH) and White (BDC).

Our heritage as the premier name in tool storage is evident in every Heritage Series roll cab we make. They're proof that you don't have to spend the most to get the most — in performance, innovation and durability.

PROVIDING THE FEATURES YOU NEED IS PART OF OUR HERITAGE.

From Lock'n Roll® drawers that won't drift open, to double wall construction and gas-assisted lifts on top chests, Heritage Series cabs are packed with advantages you'll find nowhere else. Available in Red, Gloss Black, Electric Orange or Royal Blue, they're also designed to let you add extra storage components as your tool collection grows.



HERITAGE SERIES

HERITAGE SERIES: ROLL CABS



KRA5318F



KRA5311F



KRA4813F



KRA4107F



KRA4008F



KRA2007F



KRA2005F

Roll Cabs	Specifications	KRA5318F	KRA5311F	KRA4813F	KRA4107F	KRA4008F	KRA2007F	KRA2005F
Capacity	Approx. Cubic Inches (cm ³)	19,200 (314,632)	20,000 (327,741)	14,000 (229,419)	15,000 (245,806)	10,000 (163,871)	10,000 (163,871)	10,000 (163,871)
	Approx. Square Inches (cm ²)	5,000 (32,258)	5,000 (32,258)	4,000 (25,806)	4,250 (27,419)	3,000 (19,355)	2,800 (18,064)	2,400 (15,484)
	Load Capacity, lb (Kg)	2,400 (1,089)	2,400 (1,089)	2,400 (1,089)	2,400 (1,089)	1,300 (590)	1,100 (499)	1,100 (499)
Footprint	Width, inches (mm)	53 (1,397)	53 (1,397)	40 (1,016)	40 (1,016)	26 (660)	26 (660)	26 (660)
	Depth, inches (mm)	20 (508)	20 (508)	20 (508)	20 (508)	20 (508)	20 (508)	20 (508)
	Height, inches (mm)	38-1/2 (978)	38-1/2 (978)	38-1/2 (978)	38-1/2 (978)	37 (940)	37 (940)	37 (940)
Drawers	Drawer Banks	3	2	2	1	1	1	1
	Drawer Count	18	11	13	7	8	7	5
	Widest Drawer, inches (mm)	35 (880)	48 (1,219)	35 (880)	35 (880)	23 (584)	23 (584)	23 (584)
	Slides, lb (Kg) (ball bearing)	120 (54)	120 (54)	120 (54)	120 (54)	120 (54)	100 (45)	100 (45)
	Double Slides	Yes (1 drawer)	Yes (1 drawer)	Yes (1 drawer)	Yes (1 drawer)	Optional	Optional	Optional
Extras	Top Mat	Unidirectional Rubber	Unidirectional Rubber	Unidirectional Rubber	Unidirectional Rubber	Unidirectional Rubber	Unidirectional Rubber	Unidirectional Rubber
Weight	Net Weight, lb (Kg)	371 (168)	349 (158)	297 (135)	275 (125)	183 (83)	170 (77)	162 (73)
	Shipping Weight, lb (Kg)	454 (206)	400 (181)	327 (148)	305 (138)	252 (114)	239 (108)	231 (105)
Optional Add-ons Available	Top Chest	KRA5308F	KRA5308F	KRA4114F, KRA4810F	KRA4114F, KRA4810F	KRA4014F	KRA2055, KRA4014F	KRA2055, KRA4014F
	Side Cab	KRA4820F, KRA4830F	KRA4820F, KRA4830F	KRA4820F, KRA4830F	KRA4820F, KRA4830F	—	—	—
	Locker	KRA5012F	KRA5012F	KRA5012F	KRA5012F	—	—	—
	Middle Drawer Section	—	—	KRA4860F	KRA4860F	KRA2063	KRA2063	KRA2063
	Hardwood Top	KRWT5300	KRWT5300	KRWT40F	KRWT40F	KRWT26F	KRWT26F	KRWT26F
	Stainless Top	KRSST5300	KRSST5300	KRSST40F	KRSST40F	—	—	—

HERITAGE SERIES: ROLL CABS



KRA5318FPBO



KRA5311FPC



KRA4813FPCM




KRA4107FPJK

HERITAGE Series Roll Cab Drawer Sizes

Specifications	Width		Depth		Height		KRA5318F	KRA5311F	KRA4813F	KRA4107F
	inches	mm	inches	mm	inches	mm	Drawers	Drawers	Drawers	Drawers
2" Narrow	11-3/16	285	17-1/2	445	1-5/8	41	2	3	4	—
4" Narrow	11-3/16	285	17-1/2	445	3-5/8	92	7	1	1	—
8" Narrow	11-3/16	285	17-1/2	445	7-5/8	193	1	—	—	—
12" Narrow	11-3/16	285	17-1/2	445	11-5/8	295	1	1	1	—
2" Wide	21-7/16	544	17-1/2	445	1-5/8	41	2	—	2	—
2" Extra Wide	34-3/4	881	17-1/2	445	1-5/8	41	—	1	—	2
4" Wide	21-7/16	544	17-1/2	445	3-5/8	92	3	—	3	—
4" Extra Wide	34-3/4	881	17-1/2	445	3-5/8	92	1	3	1	4
8" Wide	21-7/16	544	17-1/2	445	7-5/8	193	1	—	1	—
8" Extra Wide	34-3/4	881	17-1/2	445	7-5/8	193	—	1	—	1
6" Super Wide	47-3/4	1,214	17-1/2	445	5-9/16	141	—	1	—	—
Total Drawer Count							18	11	13	7

Colors Available:



All KRA5000 and KRA4000 Series units are available in four standard colors. Add suffix to base stock number for special colors.



- Do not open multiple drawers
- Images may be shown without actual warning labels
- Read safety precautions on pages W1 to W4

HERITAGE SERIES: ROLL CABS



KRA4008FPC



KRA2007FPBO




KRA2005FPCM

HERITAGE Series Roll Cab Drawer Sizes

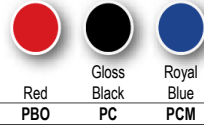
Specifications	Width		Depth		Height		KRA4008F	KRA2007F	KRA2005F
	inches	mm	inches	mm	inches	mm	Drawers	Drawers	Drawers
2" Wide	21-3/8	544	17-1/2	445	1-5/8	41	4	2	—
4" Wide	21-3/8	544	17-1/2	445	3-5/8	92	3	4	4
8" Wide	21-3/8	544	17-1/2	445	7-5/8	193	1	1	—
12" Wide	21-3/8	544	17-1/2	445	11-5/8	295	—	—	1
Total Drawer Count							8	7	5

Colors Available:



All KRA5000 and KRA4000 Series units are available in four standard colors. Add suffix to base stock number for special colors.

Colors Available:



KRA2007 and KRA2005 Series units are available in three standard colors. Add suffix to base stock number for special colors.

TOP CHESTS


KRA5308F Series Top Chest



KRA5308FPBO

Cubic Inches (cm ³)	Square Inches (cm ²)	Net Weight, lb (kg)	Shipping Weight, lb (kg)	
12,970 (212,540)	4,191 (27,039)	224 (102)	269 (122)	
Specifications	Drawers	Width, inches (mm)	Depth, inches (mm)	Height, inches (mm)
Drawers	8	53-3/8 (1,356)	19-13/16 (503)	19-3/8 (493)
	2	11-1/8 (283)	17-1/2 (445)	1-5/8 (41)
	2	11-1/8 (283)	17-1/2 (445)	3-5/8 (92)
	2	34-3/4 (881)	17-1/2 (445)	1-5/8 (41)
Top Compartment	2	34-3/4 (881)	17-1/2 (445)	3-5/8 (92)
	—	52-3/8 (1,328)	18-3/4 (475)	4-5/8 (118)

Colors Available:



All KRA5000 and KRA4000 Series units are available in four standard colors. Add suffix to base stock number for special colors.



KRA5315FPCM

KRA5315F Series Top Chest

Cubic Inches (cm ³)	Square Inches (cm ²)	Net Weight, lb (kg)	Shipping Weight, lb (kg)	
10,758 (176,324)	4,065 (26,227)	244 (110)	298 (135)	
	Drawers	Width, inches (mm)	Depth, inches (mm)	Height, inches (mm)
Specifications	15	53-3/8 (1,356)	19-13/16 (503)	19-7/16 (494)
Drawers	6	11-1/8 (283)	17-1/2 (445)	1-5/8 (41)
	4	11-1/8 (283)	17-1/2 (445)	3-5/8 (91)
	2	21-3/8 (542)	17-1/2 (445)	1-5/8 (41)
	2	21-3/8 (542)	17-1/2 (445)	3-5/8 (91)
	1	34-3/4 (881)	17-1/2 (445)	3-5/8 (91)



KRA4810FPIK

KRA4810F Series Top Chest

Cubic Inches (cm ³)	Square Inches (cm ²)	Net Weight, lb (kg)	Shipping Weight, lb (kg)	
9,359 (153,370)	3,026 (19,520)	196 (89)	226 (103)	
	Drawers	Width, inches (mm)	Depth, inches (mm)	Height, inches (mm)
Specifications	8	40 (1,016)	19-13/16 (503)	19-7/16 (494)
Drawers	2	11-1/8 (283)	17-1/2 (445)	1-5/8 (41)
	2	11-1/8 (283)	17-1/2 (445)	3-5/8 (91)
	2	21-3/8 (283)	17-1/2 (445)	1-5/8 (41)
	2	21-3/8 (283)	17-1/2 (445)	3-5/8 (91)
	2	21-3/8 (283)	17-1/2 (445)	3-5/8 (91)
Top Compartment	—	39-7/8 (1,013)	18-1/2 (475)	4-3/4 (120)



KRA4114FPCM

KRA4114F Series Top Chest

Cubic Inches (cm ³)	Square Inches (cm ²)	Net Weight, lb (kg)	Shipping Weight, lb (kg)	
9,746 (159,710)	3,178 (20,500)	183 (83)	213 (97)	
	Drawers	Width, inches (mm)	Depth, inches (mm)	Height, inches (mm)
Specifications	4	40 (1,016)	19-13/16 (503.2)	19-7/16 (493.7)
Drawers	2	34-3/4 (881)	17-1/2 (445)	1-5/8 (41)
	2	34-3/4 (881)	17-1/2 (445)	3-5/8 (91)
Top Compartment	—	39-7/8 (1,014)	18-3/4 (475)	4-3/4 (120)




KRA4014FPC

KRA4014F Series Top Chest

Cubic Inches (cm ³)	Square Inches (cm ²)	Net Weight, lb (kg)	Shipping Weight, lb (kg)	
6,180 (101,270)	1,995 (12,870)	119 (54)	142 (64)	
	Drawers	Width, inches (mm)	Depth, inches (mm)	Height, inches (mm)
Specifications	4	26-3/4 (678)	19-13/16 (503)	19-7/16 (494)
Drawers	2	21-3/8 (542)	17-1/2 (445)	1-5/8 (41)
	2	21-3/8 (542)	17-1/2 (445)	3-5/8 (91)
Top Compartment	—	26-5/8 (675)	18-3/4 (475)	4-3/4 (120)

Colors Available:



All KRA5000 and KRA4000 Series units are available in four standard colors. Add suffix to base stock number for special colors.



- Do not open multiple drawers
- Images may be shown without actual warning labels
- Read safety precautions on pages W1 to W4

HERITAGE SERIES: TOP CHESTS



KRA2055FPBO

KRA2055F Top Chest

Cubic Inches (cm3)	Square Inches (cm2)	Net Weight, lb (kg)	Shipping Weight, lb (kg)	
4,452 (72,955)	1,814 (11,703)	90 (41)	110 (50)	
	Drawers	Width, inches (mm)	Depth, inches (mm)	Height, inches (mm)
Specifications	5	26 (660)	14-3/4 (373)	17-1/4 (437)
Drawers	4	22-1/8 (559)	13-1/8 (332)	1-7/8 (47)
	1	22-1/8 (559)	13-1/8 (332)	3-1/8 (79)
Top Compartment	—	25-13/16 (655)	13-3/4 (348)	3-7/8 (97)

Colors Available:



Red Gloss Black Royal Blue
PBO PC PCM
All KRA2055 Series units are available in three standard colors.
Add suffix to base stock number for special colors.



KRA4059FPC

KRA4059F Series Top Chest

Cubic Inches (cm3)	Square Inches (cm2)	Net Weight, lb (kg)	Shipping Weight, lb (kg)	
4,288 (70,268)	1,753 (11,309)	92 (42)	117 (53)	
	Drawers	Width, inches (mm)	Depth, inches (mm)	Height, inches (mm)
Specifications	9	26 (660)	14-3/4 (373)	17-3/16 (436)
Drawers	6	6-11/16 (169)	13-1/8 (332)	1-3/4 (44)
	2	22-1/8 (559)	13-1/8 (332)	1-7/8 (47)
	1	22-1/8 (559)	13-1/8 (332)	3-1/8 (79)
Top Compartment	—	25-13/16 (655)	13-3/4 (348)	3-7/8 (97)

Colors Available:



Red Gloss Black Royal Blue Electric Orange
PBO PC PCM PJK
All KRA5000 and KRA4000 Series units are available in four standard colors.
Add suffix to base stock number for special colors.

DRAWER SECTIONS



KRA4860FPBO

KRA4860F Series Drawer Sections

Cubic Inches (cm3)	Square Inches (cm2)	Net Weight, lb (kg)	Shipping Weight, lb (kg)	
3,112 (50,997)	1,216 (7,845)	115 (52)	145 (66)	
	Drawers	Width, inches (mm)	Depth, inches (mm)	Height, inches (mm)
Specifications	2	40 (1,016)	19-13/16 (503)	9-13/16 (249)
Drawers	1	34-11/16 (881)	17-9/16 (445)	1-5/8 (41)
	1	34-11/16 (881)	17-9/16 (445)	3-5/8 (91)

Colors Available:



Red Gloss Black Royal Blue Electric Orange
PBO PC PCM PJK
All KRA5000 and KRA4000 Series units are available in four standard colors.
Add suffix to base stock number for special colors.



KRA2063FPC

KRA2063F Series Drawer Sections

Cubic Inches (cm3)	Square Inches (cm2)	Net Weight, lb (kg)	Shipping Weight, lb (kg)	
1,792 (29,365)	1,124 (7,252)	70 (22)	94 (43)	
	Drawers	Width, inches (mm)	Depth, inches (mm)	Height, inches (mm)
Specifications	3	26 (660)	19-13/16 (503)	9-11/16 (246)
Drawers	3	21-3/8 (544)	17-9/16 (445)	1-5/8 (41)

Colors Available:




Red Gloss Black Royal Blue
PBO PC PCM
All KRA2063 Series units are available in three standard colors.
Add suffix to base stock number for special colors.

KRA5012F Series Lockers

Cubic Inches (cm3)	Square Inches (cm2)	Net Weight, lb (kg)	Shipping Weight, lb (kg)	
10,177 (166,770)	1,480 (9,548)	115 (52)	145 (66)	
	Drawers	Width, inches (mm)	Depth, inches (mm)	Height, inches (mm)
Specifications	4	16-1/2 (419)	19-13/16 (503)	51-1/2 (1,308)
Drawers	2	11-3/16 (288)	17-9/16 (445)	1-5/8 (41)
	2	11-3/16 (288)	17-9/16 (445)	3-5/8 (92)
Shelves	3	12-3/8 (315)	18-3/4 (475)	11-3/4 (297)

Colors Available:



All KRA5000 and KRA4000 Series units are available in four standard colors. Add suffix to base stock number for special colors.



KRA5012FPBO

END CABINETS

KRA4820F Series End Cabinets

Cubic Inches (cm3)	Square Inches (cm2)	Net Weight, lb (kg)	Shipping Weight, lb (kg)	
5,094 (83,476)	1,174 (7,574)	117 (53)	147 (67)	
	Drawers	Width, inches (mm)	Depth, inches (mm)	Height, inches (mm)
Specifications	6	16-1/2 (419)	19-13/16 (503)	32-1/8 (815)
Drawers	2	11-1/8 (283)	17-9/16 (445)	1-9/16 (39.7)
	3	11-1/8 (283)	17-9/16 (445)	3-1/2 (88.9)
	1	11-1/8 (283)	17-9/16 (445)	11-3/4 (297)




KRA4820FPC

KRA4830F Series End Cabinets

Cubic Inches (cm3)	Square Inches (cm2)	Net Weight, lb (kg)	Shipping Weight, lb (kg)
8,426 (138,080)	843 (5,439)	76 (35)	97 (44)
	Width, inches (mm)	Depth, inches (mm)	Height, inches (mm)
Specifications	16-1/2 (419)	19-13/16 (503)	32-5/16 (820)
Shelves 2	15-1/16 (381)	18-5/8 (473)	—
Lower Compartment 1	15-1/16 (381)	18-5/8 (473)	—

Colors Available:



All KRA5000 and KRA4000 Series units are available in four standard colors. Add suffix to base stock number for special colors.



KRA4830FPBO



- Secure end cab to roll cab per instructions
- Do not open multiple drawers
- Images may be shown without actual warning labels
- Read safety precautions on pages W1 to W4

When the job takes you beyond your bay, our Mobile Solutions are the perfect companions. Our EPIQ SideKIQ™ has 7" x 2" ISO-Ride+™ casters to navigate smoothly over the roughest floors and gravel, while our 40" carts are equipped with 6" x 2" vibration-resistant casters that can easily conquer small obstacles.

IT'S OUR PREMIUM TOUCHES THAT WILL REALLY MOVE YOU.

Lockable wheels, sturdy bumpers, rolled drawer edges, radiused corners, Lock'n Roll® or InPulse™ drawers — all things that make our carts easier to use. Our larger carts even allow you to choose various lid surfaces, to fit any and every need.



KEMW361 EPIQ Series Mobile Workstation

Cubic Inches (cm3)	Square Inches (cm2)	Net Weight, lb (kg)	Load Capacity, lb (kg)			
18,136 (297,195)	4,134 (26,691)	448 (203)	2,000 (907)			
	Width	Depth	Height			
Drawers	inches	mm	inches	mm	inches	mm
4	30-1/16	764	27-1/2	700	4	101
1	30-1/16	764	27-1/2	700	6-1/8	157
Overall	37	940	30	762	42	1,067

Five Total Drawers

KEMW361A1PBO EPIQ Mobile Work Station

- Stainless-steel work top with supports holds up to 1,000 lb – 37 x 30"
- Large 30" deep case
- Five (5) large 30" EPIQ InPulse™ drawers: four (4) 4" drawers and one (1) 6" drawer
- Swivel casters having rigid locking capability with a strong brake system
- EPIQ case design: top and bottom panel, and side walls absorb heaviest load and impact
- Includes color-matched slotted accessory wall for mounting of shelves and tool holders
- Optional 21 x 12" steel storage bin (KAS12X21PV) holds large buckets or can be flipped to use as a side shelf (Not Included)



KEMW361A1PBO

Colors Available



ROLL CARTS

KEMN361B Series SideIQ® EPIQ Roll Cart

Cubic Inches (cm³)	Square Inches (cm²)	Net Weight, lb (kg)	Load Capacity, lb (kg)			
26,023 (426,644)	6,004 (37,735)	498 (227)	2,000 (907)			
	Width	Depth	Height			
Drawers	inches	mm	inches	mm	inches	mm
2	30-1/16	764	27-1/2	699	1-11/16	43
3	30-1/16	764	27-1/2	699	3-15/16	100
1	30-1/16	764	27-1/2	699	6-3/16	157
Top Compartment	36	914	29	717	8	203
Overall	37	940	30	762	48-3/8	1,229

Six Total Drawers

KEMN361B Series Roll Carts

- 37" inches wide and 30" inches deep – super capacity in a maneuverable footprint
- Same 48" height as EPIQ Roll Cab
- 8" deep top compartment for large pry bars, chargers, diagnostics, etc.
- Four 7" ISO-Ride® casters all swivel – or they can be locked into rigid position when desired
- ISO-Ride torsion puck system
- Casters are designed to carry 2,000 lb each
- InPulse drawer retention system
- Six heavy duty drawers hold 227 lb per drawer
- Radiused trim and inset drawers – no sharp corners
- Also available in Bed Liner top (substitute B7 for B1)



KEMN361B1PBO

Colors Available



- Do not open multiple drawers
- Images may be shown without actual warning labels
- Read safety precautions on pages W1 to W4

MOBILE SOLUTIONS: ROLL CARTS



KRSC246PCM1



KRSC246PD07

Colors Available



Red Gloss Black Royal Blue Midnight Blue Ultra Yellow Extreme Green Electric Orange Flat Black w/Blk Trim White White w/Blk Trim Storm Gray

Stainless: PBO1 PC1 PCM1 PDG1 PES1 PJJ1 PJK1 POT1 PU1 PDC1 PWZ1
 Blackout: BN7 BFI7 BET7 BQD7 BD07 BKG7 BKH7 BOT7 — BDC7 PWZ7

KRSC246 Series Roll Carts

Specifications	KRSC246 Series
Cubic Inches (cm ³)	21,979 (360,171)
Square Inches (cm ²)	4,880 (31,483)
Width, inches (mm)	36 (914)
Height, inches (mm)	46 (1,168)
Depth, inches (mm)	24 (610)
Load Capacity, lb (kg)	2,400 (1,089)
Lid Capacity, lb (kg)	150 (68)
Drawers	6
Casters	6" x 2"
Net Weight, lb (kg)	318 (144)
Shipping Weight, lb (kg)	373 (172)

KRSC246 Series Roll Carts

- Unit is 24" deep for the most storage capacity
- Lockable top section is 7" deep, allowing you to lock up work in process
- Top section also provides openings to vertically store pry bars and extensions up to 36" (914 mm) long
- Welded cart body yields lasting strength
- Choose from two durable flip-lid materials: stainless-steel or truck bed liner
- Bumpers have a hard interior yet a soft exterior to reduce damage to other objects
- Six drawers: two 2" deep; two 4" deep; and two 6" deep
- Four monoprene casters for better maneuverability and less vibration



KRSC46HPB0

KRSC46H Series Roll Carts

Cubic Inches (cm ³)	Square Inches (cm ²)	Net Weight, lb (kg)	Load Capacity, lb (kg)	
20,783 (340,572)	4,392 (28,335)	265 (120)	2400 (1089)	
Specifications	Drawers	Width, inches (mm)	Depth, inches (mm)	Height, inches (mm)
	6	40 (1,029)	20 (508)	46 (1,168)
Drawers	5	34-3/4 (882)	17-1/2 (444)	3-5/8 (92)
	1	34-3/4 (882)	17-1/2 (444)	7-5/8 (193)
Top Compartment	—	39-13/16 (1,011)	18-13/16 (478)	7 (178)

Colors Available



Red Gloss Black Royal Blue Ultra Yellow Candy Apple Red Extreme Green Electric Orange Midnight Blue Flat Black w/Blk Trim Storm Gray

Chrome Trim and Logo: PBO PC PCM PES PJJ PJK PDG
 Black Trim and Logo: BN BFI BET BDO BPS BKG BKH BQD POT PWZ

KRSC46H Series Roll Carts

- The one-piece fully welded body is designed for maximum strength
- Inherent strength for storage capacity found only in the best tool storage cabinets
- Switch out one of the 4" drawers and the 8" drawer and add a 12" drawer
- 7" top compartment uses nonslip liner internally to accommodate heavy tools and parts
- Top compartment will also store battery charger and can be used as a charging station while locked
- Drawers are 36" wide. Drawer capacity: 100 lb per drawer; up to 200 lb with double slide
- Stronger lock and cam – round key lock for interchangeability and larger cam for security
- Accessory panels can be added to both sides providing slot pattern for accessories, and accommodates KAPS5 Power Strip with no extra drilling
- Also accommodates the KRA4830 End Cab (KRSC404APV adaptor panel required)
- Snap-on® paint and steel standards using the same paint and steel as Snap-on® toolboxes
- Snap-on® Warranty – the Snap-on® lifetime warranty on all parts
- Thoroughly tested with rigorous bump track testing has proven the Snap-on® cart lasts longer
- Optional JKRR46GW55 – Rubber Top Mat (not included)
- Optional Work Mat also available in colors: JKRR46GW55AG (green) JKRR46GW55AO (orange)

KRSC430 Series Roll Carts

Specifications	KRSC430 Series
Cubic Inches (cm ³)	20,783 (340,572)
Square Inches (cm ²)	4,392 (28,335)
Width, inches (mm)	40 (1,016)
Height, inches (mm)	46 (1,168)
Depth, inches (mm)	20 (508)
Load Capacity, lb (kg)	2,400 (1,089)
Lid Capacity, lb (kg)	120 (54) each side
Drawers	6 + 2
Casters	6" x 2"
Net Weight, lb (kg)	262 (112)
Shipping Weight, lb (kg)	312 (135)



KRSC430PJJ1

KRSC430 Series Roll Carts

- Features a split top that slides out from the center to provide total access to a generous 5" deep top compartment
- 2 drawers under lid for in-process work
- Cart body is entirely welded double-wall design, not bolted, for lasting strength – spot welds 3"–4" apart
- Rolled edges and a rear flange on drawers provide a solid feel to drawers under load
- Two shot-molded rubber/nylon corner bumpers protect nearby objects and provide long-lasting brand identification and professional appearance
- Full-length two-point locking lid and separate manual rear lock rod for drawers

Colors Available

Red	Gloss Black	Royal Blue	Ultra Yellow	Candy Apple Red	Extreme Green	Electric Orange	Midnight Blue	Flat Black
Stainless: PBO1	PC1	PCM1	PES1	PJH1	PJJ1	PJK1	PDG1	POT1
Blackout: BN7	BF17	BET7	BDO7	BPS7	BKG7	BKH7	BQD7	POT7

KRSC326F Series Compact Roll Cart

Cubic Inches (cm ³)	Square Inches (cm ²)	Net Weight, lb (kg)	Load Capacity, lb (kg)	
16,847 (276,073)	3,533 (22,794)	157 (71.2)	1,200 (544)	
	Drawers	Width, inches (mm)	Depth, inches (mm)	Height, inches (mm)
Specifications	6	32-11/16 (830)	20-1/2 (520)	46 (1,168)
Drawers	5	27-1/8 (689)	17-1/2 (445)	3-5/8 (92)
	1	27-1/8 (689)	17-1/2 (445)	7-5/8 (193)
Top Compartment	—	32 (812)	18-13/16 (478)	6-11/16 (170)



KRSC326FPB0

KRSC326F Roll Cart

- Similar features to KRSC46H
- More compact width and four swivel casters

Colors Available

Red	Gloss Black	Royal Blue	Midnight Blue	Ultra Yellow	Candy Apple Red	Extreme Green	Electric Orange	Flat Black
PBO	PC	PCM	PDG	PES	PJH	PJJ	PJK	POT

KRSC343 Series Roll Carts

- 6 Drawer Sliding Lid Cart

Cubic Inches (cm ³)	Square Inches (cm ²)	Net Weight, lb (kg)	Ball Slide Capacity, lb (kg) per drawer	
16,847 (276,078)	3,533 (22,794)	157 (71.2)	120 lbs (95kg)	
	Drawers	Width, inches (mm)	Depth, inches (mm)	Height, inches (mm)
4" wide Drawer	5	27-1/8 (688)	17-1/2 (445)	3-5/8 (91)
8" wide Drawer	1	27-1/8 (688)	17-1/2 (445)	7-5/8 (206)
Top Compartment	1	26 (660)	19-1/8 (485)	6-1/2 (165)
Pry Bar/Screwdriver Section	2	5 (127)	19-1/8 (485)	6-1/2 (165)
Overall Totals	6	32 (812)	20-1/2 (521)	46 (1,168)



KRSC343PB0



- Do not open multiple drawers
- Images may be shown without actual warning labels
- Read safety precautions on pages W1 to W4

MOBILE SOLUTIONS: ROLL CARTS



KRSC33APB0

KRSC33A Series Roll Carts

Cubic Inches (cm ³)	Square Inches (cm ²)	Net Weight, lb (kg)	Load Capacity, lb (kg)
9,591 (157,168)	2,110 (13,613)	157 (71.2)	600 (272)
	Drawers	Width, inches (mm)	Depth, inches (mm)
Specifications	3	32-9/16 (827.1)	20-1/2 (520.7)
Top Compartment	—	32 (812.8)	19-1/8 (485.8)
			Height, inches (mm)
			43-5/16 (1,100)
			6-1/2 (165.1)

KRSC33A Series Roll Carts

- Entirely welded body and legs for super strength versus bolt-together units
- 27" locking drawers
- Large top compartment
- 5" x 2" swivel casters, factory installed
- Factory assembled, welded tray and leg assembly
- Slotted side panels for mounting accessories

KRSC312FPV Optional Side Shelf, Textured Black

Colors Available



KRSC46H, KRSC430 and KRSC326F Series Roll Cart Accessories

- Create the ultimate shop cart
- Easier to customize than any shop cart in the industry

Stock No.	Description
KAPR17A	Prybar Rack
KRA412G	Folding side shelf
KRA4830F*	End cab. Comes equipped with adjustable shelves; optional drawers can also be added
KACSC40APC	Protective nylon cover (black 200 Denier [®] nylon), KRSC46, KRSC430
KACSC30PC	Protective nylon cover (black 200 Denier [®] nylon), KRSC326, KRSC33
KRSC404APV	Accessory mounting/adaptor panel; also used to mount end cab
KAS12APV*	12" flat shelf
KAT12APV*	12" can rack: 12" wide, 3" deep

*Requires KRSC404APV adaptor panel



KRBC60T

KRBC60T Welding WorkStation Cart

Cubic Inches (cm ³)	Square Inches (cm ²)	Net Weight, lb (kg)	Load Capacity, lb (kg)
19,804	1,949	295 lb	1,000 (453)
	Drawers	Width, inches (mm)	Depth, inches (mm)
Specifications	3	50-3/4 (1,289)	25-3/4 (654)
Top Compartment	—	26 (660.4)	19-1/8 (485.8)
			Height, inches (mm)
			37-1/2 (352)
			6-1/2 (165.1)

KRBC60T Welding WorkStation Cart

- 3/8" plate steel work surface
- Four dual-purpose mounting locations serve as accessory mount and wand holder
- HD textured black matte finish
- Large locking compartment stores two welders
- Slotted rear panel accommodates many accessories
- Three drawers with liners and high quality roller bearing slides
- Three large cord hooks included – extra hook kits available

KRP1HD Polymer Roll Cart



KRP1HD

	Net Weight, lb (kg)	Load Capacity, lb (kg)
	37 (16.8)	320 (145)
	Width, inches (mm)	Depth, inches (mm)
Specifications	1	43 (1,092)
Top Tray	1	43 (1,092)
Bottom Tray	1	43 (1,092)
		Height, inches (mm)
		21-3/4 (552)
		38-1/2 (978)
		21-3/4 (552)
		2-13/16 (71.4)

KRP1HD Polymer Roll Cart

- Heavy duty polymer construction will not scratch painted surfaces, will not corrode and is non-conductive
- Top slides in either direction to reveal storage compartment and work surface underneath
- Built-in tool holders in handles accept wide variety of screwdrivers, small prybars, pliers and other small to medium hand tools
- Drain plugs in both upper and lower trays facilitate cleanup
- Red trays with gray lid and legs
- Locking swivel casters
- Each tray has 160 lb (73 kg) load capacity

KRA6200F/KRA6210F Series Road Chest

Cubic Inches (cm ³)	Square Inches (cm ²)	Net Weight, lb (kg)	Shipping Weight, lb (kg)	
11,937 (195,612)	3,460 (22,323)	282 (128)*	325 (147)*	
	Drawers	Width, inches (mm)	Depth, inches (mm)	Height, inches (mm)
Specifications	4	36 (914)	24 (610)	24 (610)
Drawers	2	30-1/2 (775)	21-3/4 (552)	1-3/4 (44)
	2	30-1/2 (775)	21-3/4 (552)	3-5/8 (92)
Top Compartment	—	34-7/8 (885)	22-1/2 (571)	5-1/2 (139)

*Add 25 lb for cage on KRA6200F

KRA6200F/KRA6210F Series Road Chest

- Wider side walls with added corner gussets to keep corners square
- Three stiffeners behind front cover with inside padding: strengthens cover and protects drawers
- Cover and front are hinged together for quick and easy access to all tools
- Handles on KRA6210F Series provide easier lifting (Handle 8 – 3533, add color suffix)
- Three friction hinges keep the front cover from slamming

Optional Waterproof Covers

KRA6200	KAC6200 (Red)	KAC6200PC (Black)
KRA6210	KAC6210 (Red)	KAC6210PC (Black)

KADDS2404 – Optional 4" steel drawer divider set
KADDS2402 – Optional 2" steel drawer divider set




KRA6200FPB0



KRA6210FPB0

Colors Available



KRA60B Series Heavy Duty Road Chests

Specifications	KRA60B Series
Cubic Inches (cm ³)	5,343 (87,556)
Square Inches (cm ²)	1,939 (12,509)
Width, inches (mm)	26 (660)
Height, inches (mm)	19-5/16 (491)
Depth, inches (mm)	16-7/8 (428)
Load Capacity, lb (kg)	500 (220)
Drawers	8
Net Weight, lb (kg)	120 (54)
Shipping Weight, lb (kg)	155 (70)

KRA60B Series Heavy Duty Road Chests

- Deeper drawers, over 15" front to back, holds more tools required for service
- 5" deep narrow drawer and 5" deep top compartment holds power tools and deep sockets
- Friction-style drawer slides for optimal use in dusty, gritty environments
- Protective cover and drop front for quick access to top compartment and drawers
- Lid (cover/front) is rigid enough for repeated heavy use and keeps its shape due to a unique full length lid stiffener, which is welded to the sides for optimal rigidity
- The front section of the cover contains a backing plate to reduce flex
- Safety lock on cover keeps cover in position when open
- Two full-length piano hinges help to position the cover with little effort
- Class 1 heavy gauge steel is used throughout – spot welds 3"–4" apart
- Full width double-wall construction supports loaded drawers
- Rolled edges and a rear flange on drawers provide a solid feel to drawers under load
- Plastic bumper tops for quiet closing and protection
- Full length, two-point lock rod secures both sides – more secure than single point lock used by many other manufacturers


KRC20 Nylon Cover

- Protective nylon cover for KRA60B Series Heavy Duty road chests



KRA60BPCM

Colors Available



- Do not open multiple drawers
- Images may be shown without actual warning labels
- Read safety precautions on pages W1 to W4

MOBILE SOLUTIONS: ROAD CHEST




KRA62D

KRA62D Heavy Duty Road Chest

Cubic Inches (cm ³)	Square Inches (cm ²)	Net Weight, lb (kg)	Load Capacity, lb (kg)	
8,187 (134,160)	3,108 (20,050)	178 (81)	450 (204)	
	Drawers	Width, inches (mm)	Depth, inches (mm)	Height, inches (mm)
Specifications	10	31-3/32 (789.8)	20-5/16 (515.9)	21-7/32 (539)
Top Compartment	—	26 (660.4)	19-1/8 (485.8)	6-1/2 (165.1)

Optional Accessories:
KRAC62 Optional Nylon Cover

Colors Available



MOBILE TOOL CHEST



KMC18043NOR



KMC18062NTN

All Weather Mobile Tool Chest

- 22.1" wheel base on the wide corners for stability
- Innovative four-bar latch system for secure lid closure
- Telescoping handle with higher reach
- Over top hinged lid can be used as a seat when case is closed
- Drawers fully extend on Snap-on® proprietary composite slides
- Usable space interior dimensions: 21.2" W x 11.9" D x 15.4" H
- 4,130 cubic inches of internal space
- Heavy duty butterfly hinges
- Auto pressure equalization valve
- Large side handles that may be gripped with two hands
- Configurable drawers; interchangeable with other mobile tool chests
- Heavy duty roll cage ribs; durable, shock-resistant material
- Stackable design even when fully loaded
- Snap-on padlock holder with 250 lb of break-in resistance
- Water resistant when submerged to one meter
- Case material made with Zerust® corrosion inhibitor to help prevent tools from rusting
- Net weight 44 lb (20 kg)

	Drawers	Color
KMC18043PBK	7	Black
KMC18043PGR	7	Green
KMC18043POR	7	Orange
KMC18043PTN	7	Tan
KMC18062PBK	8	Black
KMC18062PGR	8	Green
KMC18062POR	8	Orange
KMC18062PTN	8	Tan

Optional Accessories:
JIKMC18-7NS Nonslip Drawer Liner Kit. For seven-drawer units only.



TB50W

Soft-Sided Tool Bag with Wheels and a Telescoping Handle

TB50W Soft-Sided Tool Bag

- Multiple pockets inside and outside, to store a multitude of smaller items
- Large gate mouth opening to store larger items and for easy access
- Made of durable 1680 Denier® oxford nylon fabric, for strength and durability
- Telescoping handle with wheels, to roll rather than carry the bag
- Dimensions – 20" W x 12" H x 12" D

Aviation Dog Boxes

Aviation technicians told us what they need. And we listened. Snap-on® is excited to introduce this new line of rolling toolboxes with convenient hand-tow handles. Available in three sizes, these dog boxes let you load up the

tools you need for a specific task and comfortably wheel them across the tarmac, from hangar to hangar, through the terminal or on a plane.

Interchangeable Handles

- Small and medium dog boxes feature an interchangeable hard steel wagon-style handle that keeps the box from wandering or nipping at your heels, or a soft nylon leash so you can choose the hand-tow handle that best fits your needs
- Handles can be quickly installed or changed with the wire lock pin

Deluxe Wagon-Style Handle

- The large dog boxes feature a deluxe hard steel wagon-style handle that is easy to steer and easy to control
- The swivel feature allows for a comfortable pulling position while the spring-loaded action keeps the handle in the upright position when the box is at rest

Hinged And Foldable Top

- Both large dog boxes feature a front lid that folds up and under the top lid to create a convenient, flat work surface, while still allowing access to the drawers
- When fully closed, the hinged cover lets you keep the drawers and box securely locked

Removable Chassis

- Each dog box can be removed from the rolling chassis with convenient lifting handles to allow for stationary storage on a bench or roll cab for easy accessibility

Rubber Wheels

- All models feature rubber caster wheels for a smooth and quiet ride along with maximum shock absorption
- Wheels can also be locked for safety



KRDB265



KRDB269



KRDB18



KRDB24

Specification	KRDB265	KRDB269	KRDB18	KRDB24
Brand	Snap-on®	Snap-on®	Blue-Point®	Blue-Point®
Description	Dog Box Large, 5-Drawer Wheeled Tool Box	Dog Box Large, 9-Drawer Wheeled Tool Box	Dog Box Small, Wheeled Tool Box	Dog Box Medium, Wheeled Tool Box
Storage Space (Cubic Inches)	4,452	4,288	1,530	2,540
Storage Space (Square Inches)	1,814	1,753	525	670
Number of Trays	—	—	4	4
Number of Drawers	5 full length	3 full length 6 compartment	—	—
Cantilever, Split-Top Opening	—	—	Yes	Yes
Flat Work Top	Yes	Yes	—	—
Pull Handle*	Deluxe hard steel wagon handle with soft grip	Deluxe hard steel wagon handle with soft grip	Interchangeable hard steel wagon handle or soft nylon leash	Interchangeable hard steel wagon handle or soft nylon leash
Carrying Handle	No	No	Yes	Yes
Rubber Wheels	Yes	Yes	Yes	Yes
Removable Chassis	Yes	Yes	Yes	Yes
Length, inches (mm)	26 (660)	26 (660)	18 (457)	24 (610)
Width, inches (mm)	14-3/4 (375)	14-3/4 (375)	10 (254)	12 (305)
Height, inches (mm)	17-1/4 (438)	17-1/4 (438)	13-1/4 (349)	12 (305)
Weight, lb (kg)	103 (47)	103 (47)	32 (14)	55 (25)

*Designed to be pulled by hand

Already own a Snap-on® toolbox? Add a rolling chassis to create your own dog box.

DB18CHASSIS: 18" Chassis with interchangeable hard and soft handles

DB24CHASSIS: 24" Chassis with interchangeable hard and soft handles

DB26CHASSIS: 26" Chassis hard handle only




- Do not open multiple drawers
- Images may be shown without actual warning labels
- Read safety precautions on pages W1 to W4

MOBILE SOLUTIONS: ROLL CARTS Blue-Point®



KRBC50TAPC

Colors Available



KRBC50TA Series Roll Carts

Specifications	KRBC50T Series
Cubic Inches (cm ³)	16,572 (271,000)
Square Inches (cm ²)	4,204 (13390)
Width, inches (mm)	36 (965)
Height, inches (mm)	42 (1,071)
Depth, inches (mm)	22-3/8" (569)
Load Capacity, lb (kg)	705 (319)
Drawers	5
Casters	6" x 2"
Net Weight, lb (kg)	180 (81.6)
Shipping Weight, lb (kg)	216 (98)

KRBC50TA Series Roll Carts

- New cart locking system for theft protection
- Heavy duty cart push handle
- Spring loaded drawer detentes for ease of closing
- 6" x 2" heavy duty casters (brakes on two of the casters)
- Rugged one-piece bumper guards
- Retractable side work table
- Longer drawer handles
- Can holder
- Prybar and tool holders on each side of cart



KRBC30TBPC


KRBC30TB Series Roll Carts

Cubic Inches (cm ³)	Square Inches (cm ²)	Net Weight, lb (kg)	Load Capacity, lb (kg)
11,050	2,153 (13,890)	180 (81.5)	800 (362)
	Drawers	Width, inches (mm)	Depth, inches (mm)
	4	35 (889)	21 (533)
	Height, inches (mm)	41-1/4 (1,048)	
	Top Compartment	24 (610)	20"
			6"

KRBC30TB Series Roll Carts

- Portable 20' electrical cord reel with four outlets and circuit breakers
- Adjustable personal organizer tray in top compartment (3" deep x 24" wide x 1.5" high)
- One-piece rubber bumper for each leg (already installed)
- Bottom corner bump blocks for extra corner protection
- Sturdy, spacious bottom drawer with two sets of drawer slides
- Larger pull handles for easy drawer opening
- Heavy duty padded handle
- Removable garbage can
- Sturdy side work table
- Removable spray can holder
- Comes with casters assembled on cart

Colors Available



KRBC10TBPC

KRBC10TB Series Roll Carts

	Cubic inches (cm ³)	Square inches (cm ²)	Load Capacity, lb (kg)
	7,428 (121,700)	2,400 (15,480)	540 (245)
	Drawers	Width, inches (mm)	Depth, inches (mm)
	4	30-1/2 (775)	20-1/2 (520)
	2	11-1/2 (292)	17-1/2 (444)
	1	24-1/2 (622)	17-1/2 (444)
	1	24-1/2 (622)	17-1/2 (444)
	Bottom Shelf	30 (762)	19 (482)
	Top Compartment	30 (762)	19 (482)
	External Tray (rear)	15-3/8 (390)	4 (101)
	External Tray (front)	15-3/8 (390)	4 (101)

BPNCVR10T Roll Cart Cover. Fits all KRBC10T, KRBC9T and KRBC30T series roll carts. Protects cart from dirty shop conditions. High quality 210 Denier® nylon. Sturdy zipper makes using the cover quick and easy. Waterproof and durable.

KRBC10TB Series Roll Carts

- Plated fasteners resist corrosion and self-locking nuts assure a rigid, secure assembly
- Locking support tabs add strength, increase load capacity and facilitate quick assembly
- Made from heavy gauge steel for superior strength
- Retractable side work table
- Protective rubber bumpers
- Comes with casters assembled

Colors Available



KRBCSST Series Roll Carts

- Padded lid protects finish and provides additional work surface
- Roller bearing slide drawers, locking slide top and internal prybar holder
- Dual locking casters keep cart in place during use
- Convenient storage trays on both sides


Cubic Inches (cm ³)	Square Inches (cm ²)	Net Weight, lb (kg)	Load Capacity, lb (kg)	
15,931 (261,062)	1,618 (26,514)	23.5 (56)	300 (136)	
	Drawers	Width, inches (mm)	Depth, inches (mm)	Height, inches (mm)
Specifications	2	29-7/16 (747)	20-5/8 (524)	38-11/16 (982)
Top Compartment	—	29-7/16 (747)	20-5/8 (524)	6-13/16 (171)
Drawers	2	29-5/16 (744)	17-1/2 (444)	2-3/4 (69)
Bottom Compartment		29-5/16 (744)	17-1/2 (444)	3 (75.9)

High quality 210 Denier® nylon. Sturdy zipper makes using the cover quick and easy. Waterproof and durable.



KRBCSST

Colors Available



KRBC7TD Series Roll Carts

- 4" zinc-plated casters (two locking, two swivel)
- Six liners on drawer and tray, and one rubber mat for side work shelf
- Latch system to unlock all four drawers once the top lid has been opened with a key
- Gas springs on lid for greater control
- Folding side work shelf provides extra work space
- Locking flip-top lid with full length piano hinge
- Locking prybar compartment securely holds all length prybars and screwdrivers

	Net Weight, lb (kg)		Load Capacity, lb (kg)	
	112.2 (50.8)		300 (136)	
	Drawers	Width, inches (mm)	Depth, inches (mm)	Height, inches (mm)
Specifications	4	35 (889)	17 (431)	41 (1,041)
Drawers	2	13-13/16 (350)	15-3/8 (398)	2 (50.8)
	1	27-9/16 (700)	15-7/16 (391)	2 (50.8)
	1	27-9/16 (700)	15-7/16 (391)	4 (101)
Bottom Shelf	1	27-9/16 (700)	15-7/16 (391)	3 (76.2)



KRBC7TD

Colors Available




KRBC13 Series Roll Carts

Specifications	KRBC13PBO
Width, inches (mm)	31-1/2 (800)
Depth, inches (mm)	19-1/2 (495)
Height, inches (mm)	38 (965)
Cubic inches (cm ³)	5,591 (10,516)
Square inches (cm ²)	1,630 (16,445)
Slots on side panels	3" (76 mm) on center, max. 15"
Slots on back panel	3" (76 mm) on center, max. 21"
Drawers	1



KRBC13

Colors Available




- Do not open multiple drawers
- Images may be shown without actual warning labels
- Read safety precautions on pages W1 to W4

MOBILE SOLUTIONS ROLL CARTS **Blue-Point®**




KRBC2TC

Colors Available



KRBC3TD

Colors Available



KRBC2TC Series Roll Cart

- Rugged, general duty dual shelf roll cart
- Trays feature rolled edges for improved strength and rigidity
- Maximum load capacity 150 lb (68 kg) per tray
- Casters are 4" x 1-1/8" (two locking, two standard)

	Net Weight, lb (kg)		Load Capacity, lb (kg)	
	38 (17.2)		300 (136)	
	Drawers	Width, inches (mm)	Depth, inches (mm)	Height, inches (mm)
Specifications	—	30 (756)	17 (428)	41 (1041)
Trays	2	30 (756)	17 (428)	3 (75)

KRBC3TD-1 Locking Drawer. Optional add-on locking drawer for KRBC2TC.

350ABMF09 Replacement Add-On Tray. For KRBC2TC/KRBC3TD.

KRBC3TD Roll Cart

- Features locking drawer with tubular lock for added tool security
- Two sturdy, 3" deep trays are positioned for convenience
- 150 lb (68 kg) load capacity per tray
- Made of heavy gauge steel
- 4" x 1-1/8" casters (two locking, two standard)

	Net Weight, lb (kg)		Load Capacity, lb (kg)	
	65 (29.4)		300 (136)	
	Drawers	Width, inches (mm)	Depth, inches (mm)	Height, inches (mm)
Specifications	—	30 (762)	17 (428)	41 (1041)
Trays	2	30 (762)	17 (428)	3 (76.2)
Drawer	1	27 (685)	14-1/2 (368)	4 (101)

SERVICE TRAYS



SOSTPC



BLPUHST



BLPUHSTPC

SOSTPC Automotive Service Tray (Matte Black)

- Leg clearance of 25" allows service tray to slide under hood from the front or side of vehicle
- Height-adjustable support post (36.5"–48.6") allows tray to clear fender or front end on most vehicles
- Removable parts tray and screwdriver holders built into the tray
- Protective bumpers included for the support post
- Maximum load capacity: Tray (125 lb), Drawer (25 lb)
- Large bottom storage basket
- Dimensions (fully assembled): 38" x 28-1/2" x 36-1/2"–48.6" (adj. ht.)

BLPUHST Under-Hood Service Tray

- Convenience with less user motion and fatigue
- 24" leg clearance allows the service tray to slide under the hood from the front or the side of vehicle
- Parts dividers and screwdriver holders built in the tray
- Protective bumpers included for top tray and support post
- 3" heavy duty swivel casters
- Height-adjustable support post adjusts from 35-13/16"–48-3/8" for the tray to clear the fender or front end of most vehicles
- EVA pads in all tray compartments
- Dimensions (fully assembled): 29-1/2" L x 26" W x 48-3/8" H
- Maximum load capacity: 75 lb (34 kg)



YA481



YA483



YA486

Plastic Boxes

Ideal for a wide range of storage needs. YA481 through YA486 are made of tough, injection molded plastic to ensure a precise fitting lid and durability. Top carrying handle, tension latches, tote tray and padlock provision are also featured.

Stock No.	Dimensions, inches
YA481	14-1/2 W x 7-1/4 D x 4-1/2 H
YA482	16-1/2 W x 8-1/4 D x 6-1/2 H
YA483	20-1/4 W x 9 D x 7-3/4 H
YA484	23-1/8 W x 10-1/4 D x 10-1/2 H
YA486	27-1/2 W x 13-3/8 D x 14 H

Parts Storage Cases

KRP5CAB Five-Drawer Storage Cabinet

- Use to store or inventory small tools and parts
- Black, heavy duty polypropylene cabinet with five removable drawers (KRP5PB)
- Each drawer features a translucent plastic divider system that allows full customization for individual needs
- Drawers are easily removable for transport to job location
- Units can be stacked or wall mounted
- Resistant to common solvents
- Cabinet dimensions are 15-1/2" W x 14-1/2" D x 16" H

KRP5PB Storage Drawer

- Plastic storage drawer for KRP5CAB parts storage cabinet
- Each drawer features 16 translucent section dividers for unlimited customizing options (KRP5PB-16 = 16 Dividers)
- Drawer measures 13-5/8" W x 9-5/8" D x 2-1/4" H

YA402 Parts Storage Case (Blue-Point®)

- Interchangeable partitions allow customizing from 9–24 compartments
- Rugged polypropylene construction
- 14-5/8" W x 10-3/4" D x 2-5/16" H

YA485 Parts Storage Case (Blue-Point®)

- Similar to YA402 except interchangeable partitions can form 8–32 compartments
- 18 x 12 x 3"



KRP5CAB



KRP5PB



YA402



- Do not open multiple drawers
- Images may be shown without actual warning labels
- Read safety precautions on pages W1 to W4

ACCESSORIES: BOXES AND TOTE TRAYS



KRP825PCA



KRP825PCC



KTA3A



KRP1001A



KRA276D

Plastic Boxes with Steel Drawers (F.O.D.Design)

- Portable tool chest designed specifically for Foreign Object Damage (F.O.D.) applications
- Accepts both magnetic and foam tool control systems for tool accountability
- 22 gauge steel drawers are interchangeable for custom configurations
- Standard drawer configuration includes (4) drawers measuring 7-7/8" x 19-9/32" x 1-7/8" and (1) drawer measuring 7-7/8" x 19-9/32" x 4"
- Molded polymer one piece design (handle, latches, strap pins, hinges, and lock clasp) minimizes potential loose pieces that could cause F.O.D. molded recesses in outer case allow vertical and horizontal stacking
- Padded carrying strap for extra comfort
- 24" W x 10-5/32" D x 17-13/32" H; With capacities of 759 in² and 1,760 in³; Weight 33 lb (capacity specifications listed are based on standard drawer configuration)

KRP825PCA Portable Tool Chest (F.O.D.)

- Gray case and red drawers

KRP825PCC Portable Tool Chest (F.O.D.)

- Red case and red drawers

Tote Trays

KTA3A Metal Tote Tray

- Tubular pull up handle lifts 1-5/8"
- Measures 20-1/4 x 8 x 3-1/4" with handle down

KRP1001A Plastic Tote Tray

- Made of tough, rust-proof, nonconductive, chemical-resistant polymer
- Includes two deep end pockets
- Bottom drawer is divided into 12 compartments and can be opened from either side
- 16-5/8 x 10-1/4 x 6-7/8"

Wall Cabs

KRA276D Wall Cabinet

- Snap-on® wall cabinets provide both security and inventory control
- Wall cabinet can be mounted to wall, stationary bench or roll cab
- Ruggedly built of heavy gauge steel for durability
- Theft-resistant cylinder locks and a two-point locking system provide protection for your tools
- Features PLEXIGLAS® door panels to permit checking tool inventory without opening doors
- Cabinet measures 33-7/8 x 24-3/4 x 6"

ACCESSORIES: BOXES AND TOTE TRAYS



KRW184B



KRW185



KRA25D



KRW48C



UT22K



KRA21G



KRW182B



KRW183C



KRA24



KRU24B



KRU24GB

Stock No.	Cubic inches (cm ³)	Square inches (cm ²)	Dimensions, inches	Description/Features
KRW184B	1,851 (30,330)	684 (4,413)	Overall: 20-19/32 x 8-1/2 x 14-1/4 Top 3 Drawers: 17-13/16 x 7-5/16 x 2 Bottom Drawer: 17-13/16 x 7-5/16 x 2-1/2	Four drawer locking box with lid (Blue-Point®)
KRW185	2,030 (33,266)	845 (5,452)	20-1/4 x 18 x 8-1/2	Five drawer locking box with lid (Blue-Point®)
KRA25D	1,568 (25,690)	180 (1,161)	20-7/8 x 8-3/4 x 8-3/4	Metal box with partitioned tote tray (Blue-Point®)
KRW48C	1,530 (25,070)	476 (3,071)	18 x 10 x 13-1/4	Cantilever lid (Blue-Point®)
UT22K	1,444 (23,660)	525 (3,837)	Overall: 22 x 8 x 9; 4 Small Trays: 22 x 4 x 2	22" long cantilever box
KRA21G	996 (16,320)	486 (3,135)	Bottom Drawer: 19-3/4 x 7-3/4 x 2-13/16	Two drawer locking box with tote tray
KRW182B	1,137 (18,630)	—	18-1/2 x 8-1/2 x 9-1/2	Two drawer locking box with lid (Blue-Point®)
KRW183C	1,637 (26,830)	—	Overall: 20-19/32 x 8-1/2 x 12 Each Drawer: 17-13/16 x 7-5/16 x 2-1/2	Three drawer locking box with lid (Blue-Point®)
KRA24	1,155 (18,930)	154 (994)	19-7/8 x 7-3/4 x 7-1/2	Box with tote tray
KRU24B	2,540 (41,623)	670 (4,322)	Bottom Section: 23-3/5 x 11-3/5 x 7-1/4	Red 24" long box with cantilever under lid (Blue-Point®)
KRU24GB	2,540 (41,623)	670 (4,322)	Bottom Section: 23-3/5 x 11-3/5 x 7-1/4	Gray 24" long box with cantilever under lid (Blue-Point®)



- Do not open multiple drawers
- Images may be shown without actual warning labels
- Read safety precautions on pages W1 to W4

ACCESSORIES: TOTE BAGS



TB10A



TB20A



TB30



TB40



TB50



CTTOTE



BPTOTE



CTUTOTE



CTUTOTEABK

Tote Bags

- Rugged, versatile tote bags are constructed from heavy duty 600 x 300 D-polyester
- Water resistant PVC backing
- Reinforced top hem
- Wide top opening for easy access
- Padded handles and shoulder strap
- Embroidered logos

TB10A Collapsible Tote Bag

- Folds flat for convenient storage using hook and loop with metal snap corner closures
- Multiple interior and exterior pockets
- Fold-down interior bin dividers
- Molded plastic bottom for strength
- Overall dimensions: 18" L x 8" W x 9" D

TB20A Tote Bag

- Multiple interior and exterior pockets
- Removable plastic parts storage bin accessed via lower side storage pocket
- Overall dimensions: 15" L x 10-1/2" W x 12" H

TB30 Tote Bag

- Ultimate small tool organizer
- Multi-organizing pockets
- Heavy duty zippers
- Overall dimensions 13 x 10 x 8"

TB40 Tote Bag

- Lots of cargo space for cordless tools, etc.
- Heavy duty shoulder strap
- Water-resistant D-polyester fabric and reinforced top hem for sturdy construction
- Multiple pockets, inside and out
- Wide opening for easy access
- Heavy-duty zippers
- Will hold an 18" pry bar in diagonal mounts on the inside wall
- Maximum carrying capacity of 27 lb
- Overall dimensions 17 x 9 x 11"

TB50 Tote Bag

- Multi-pockets inside and out
- Easy grip handle
- Special hard body design
- Overall dimensions 20 x 11 x 9"

CTTOTE Power Tool Tote Bag

- Wide opening for easy access to tools – extra padding for protection
- Durable 600 Denier® outside for strength
- Interior pockets and compartments for tool organization
- Padded handles for comfortable transport
- Reinforced bottom for strength
- Six external pockets for extra storage
- Approximate inside dimensions, open: 18" L x 8" W x 11-1/2" D (457 x 203 x 292 mm)

BPTOTE Tote Bag (Blue-Point®)

- Heavy-duty 600 x 300 D polyester
- Water-resistant, rugged and versatile
- Wide top opening for easy access
- Multiple interior and external pockets for organization
- Overall dimensions: 16-1/2" L x 10-1/2" W x 12-1/4" H

CTUTOTE Heavy-Duty Power Tool Tote Bag

- Interior dimensions 12 x 10 x 11.5"
- Interior pockets and compartments
- Padded handles for comfortable transport and wide opening for easy access
- Durable 600-denier nylon outside for strength
- Reinforced bottom for strength
- Wide opening for easy access to your tools
- Heavy duty industrial zipper
- 12" L x 10" D x 10" W

CTUTOTEABK Heavy-Duty Power Tool Tote Bag

No matter how great the vehicle, there's always room for customizing. Same with our roll cabs. We offer countless ways to make yours just the way you want it, whether for practical or aesthetic reasons. Or both.

PUT YOUR FINGERPRINT ALL OVER YOUR CAB.

From handle-mounted laptop holders and automatic WorkCenter LED lights to drawer guards and drawer fronts, Snap-on® offers the accessories to make your roll cab one of a kind. You can also be sure that each is made with the same attention to detail as the cab it's adorning.

TOOL STORAGE ACCESSORIES



ACCESSORIES: WORK SURFACES



KRSST761B

Stainless Steel Work Surfaces

Stainless steel tops turn roll cabs into moveable work benches. Constructed from high grade, 16 gauge 304 stainless steel. Raised front lip keeps sockets and parts from rolling off. Tops are 1-7/8" thick.

Stock No.	Applications	Width, inches	Depth, inches
KWSN3010AST	KEXN603A EPIQ Roll Cab	120	30
KWSN3012AST	KEXN725A/KEXP725A EPIQ Roll Cabs	144	30
KWSN3030AST	KEBN301A EPIQ End Cabinet	30	30
KWSN3060BST	EPIQ Series Roll Cabs	60	30
KWSN3068BST	EPIQ Series Roll Cabs	68	30
KWSN3076BST	EPIQ Series Roll Cabs	76	30
KWSN3084BST	EPIQ Series Roll Cabs	84	30
KWSP3060BST	PowerTop™ for EPIQ Series Roll Cabs	60	30
KWSP3068BST	PowerTop™ for EPIQ Series Roll Cabs	68	30
KWSP3076BST	PowerTop™ for EPIQ Series Roll Cabs	76	30
KWSP3084BST	PowerTop™ for EPIQ Series Roll Cabs	84	30
KWSH3076BST	PowerHouse™ Top for EPIQ Series Roll Cabs	76	30
KWSH3084BST	PowerHouse™ Top for EPIQ Series Roll Cabs	84	30
KRSST1001B	KRL1022/KTL1022/KRL7022 Roll Cabs	54-3/16	28-15/16
KRSST7003B	KMP1163/KTL1023/KRL1163/KRL1023/KRL1032/KRL1033/KRL7023 Roll Cabs	72-13/16	28-15/16
KRSST7001	KRL1056 Roll Cabs	35-9/16	28-15/16
KRSST761B	KRL722 Roll Cabs	54-3/16	23-7/8
KRSST756	KRL756 Series Roll Cabs	35-9/16	23-7/8
KRSST7011	KRL7011/KRL7015/KRL1011/KRL1015/KRL1098 End Cabs	19-7/8	28-15/16
KRSST711	KRL711/KRL715 End Cabs	19-7/8	23-7/8
KRSST40F	KRA Series 40" Roll Cabs, Square Corner	39-3/4	19-1/2
KRSST4107	KRA Series 40" Roll Cabs with Rounded Corners	39-3/4	19-1/2
KRSST2418	KCP2423/KRA2423/KRA2418/KRA2432/KRA2496 Roll Cabs	73-3/8	23-11/16
KRSST2411	KCP2422/KRA2411/KRA2422 Roll Cabs	54-7/16	23-11/16
KRSST2406	KRA2406/KRA2406A End Cabs	20	23-7/8
KRSST2407	KRA2407 Roll Cabs	35-7/8	23-11/16
KRSST5300	KRA5318/KRA5311 Roll Cabs	53-1/16	19-1/2
KRSST4008	KRA4008/KRA2007 Roll Cabs	26	19-1/2
KRSST5000	KRA5000 Series/KRA2306/KRA2300 Roll Cabs (older versions with rounded corners)	53-1/16	19-1/2
KWSP1022AST	KRL1022/KTL1022/KRL7022	54	29
KWSP1023AST	KRL1023/KRL1032/KRL1033/KRL1163/KRL7023/KTL7023/KMP1163/KTL1023	73	29
KWSP2422AST	KCP2422/KRA2422/KRA2411	54	24
KWSP2423AST	KCP2423/KRA2423/KRA2418/KRA2432/KRA2496	73	24
KWSP722AST	KRL722	54-7/16	23-11/16



JKRR2411CR

Non-Directional Rubber Mats

Nondirectional rubber top mats protect tool storage units from damage. Light weight, fine textured, all rubber construction. Will not shrink, curl or separate. Cleans easily and quickly. Impervious to most oil and chemicals.

Stock No.	Use on	Stock No.	Use on
JKRR1001CR	KRL1022/KRL7022 Series Roll Cabs	JKRR2411CR	KRA2422/KRA2411 Series Roll Cabs
JKRR1003CR	KRL1023/KRL1032/KRL7023/KRL1033 Series Roll Cabs	JKRR2418CR	KRA2423/KRA2418/KRA2432 Series Roll Cabs
JKRR1056CR	—	JKRR3820CR	KRA4820/KRA4833 End Cabs, KRA5012 Locker
JKRR761CR	KRL722 Series Roll Cabs	KWSN3060ACR	EPIQ Series Roll Cabs (60")
JKRR756CR	—	KWSN3068ACR	EPIQ Series Roll Cabs (68")
JKRR1010CR	KRL1011/KRL7011/KRL7015/KRL1015 Series End Cabs	KWSN3076ACR	EPIQ Series Roll Cabs (76")
JKRR7012CR	KRL1012/KRL7012/KRLV1012 Series Lockers	KWSN3084ACR	EPIQ Series Roll Cabs (84")
JKRR711CR	KRL711 Series End Cabs	KWSN30120ACR	EPIQ KEXN603A Series Roll Cabs (120")
JKRR712CR	KRL712 Series Lockers	KWSN30144ACR	EPIQ KEXN725A/KEXP725A Series Roll Cabs (144")
JKRR3800CR	KRA4107/KRA4800 Series Roll Cabs	JKRR378ACR	KRA4008/KRA2007 Series Roll Cabs
JKRR379ACR	KRA4007/KRA3027/KRA3025 Series Roll Cabs	JKRRSC30R	KRSC31/KRSC33 Series Roll Carts

Steel Work Surfaces

Steel work surface is coated with a substance similar to that used in truck bed liners. Extremely durable, easy to clean, chemical and abrasion resistant, and won't crack or peel. Installation hardware included.



KRBLT1023

Stock No.	Applications	Depth, inches	Width, inches
KRBLT1023	KMP1163/KRL1163/KRL1023/KRL1032/KRL7023/KRL1033/KTL7023	29	72-13/16
KRBLT1022	KRL1022/KRL7022/KTL1022	29	54-3/16
KRBLT722	KRL722	24	54-3/16
KRBLT1011	KRL1011/KRL7011/KRL1015/KRL7015	29	19-7/8
KRBLT711	KRL711/KRL715	24	19-7/8
KRBLT2406	KRA2406/KRA2406A End Cabs	23-7/8	20
KRBLT2407	KRA2407	—	—
KRBLT2418	KCP2423/KRA2423/KRA2432/KRA2496	24	73-3/8
KRBLT756	KRL756	24	36
KRBLT2411	KCP2422/KRA2422/KRA2411	23-11/16	54-7/16
KRBLT5311	KRA5311/KRA5318	19-1/2	53-3/4
KWSN3010ABL	KEXN603A EPIQ Roll Cab	30	120
KWSN3012ABL	KEXN725A/KEXP725A EPIQ Roll Cabs	30	144
KWSN3030ABL	KEBN301A EPIQ End Cabinet	30	30
KWSN3060ABL	EPIQ Series Roll Cabs	30	60
KWSN3068ABL	EPIQ Series Roll Cabs	30	68
KWSN3076ABL	EPIQ Series Roll Cabs	30	76
KWSN3084ABL	EPIQ Series Roll Cabs	30	84
KWSH3076ABL	EPIQ Series Roll Cabs	30	76
KWSH3084ABL	EPIQ Series Roll Cabs	30	84
KWSP3060ABL	EPIQ Series Roll Cabs	30	60
KWSP3068ABL	EPIQ Series Roll Cabs	30	68
KWSP3076ABL	EPIQ Series Roll Cabs	30	76
KWSP3084ABL	EPIQ Series Roll Cabs	30	84
KWSP1022ABL	KRL1022/KTL1022/KRL7022	29	54
KWSP1023ABL	KMP1163/KRL1023/KRL1032/KRL1033/KRL1163/KRL7023/KTL1023/KTL7023	29	72
KWSP2422ABL	KCP2422/KRA2422/KRA2411	24	54
KWSP2423ABL	KCP2423/KRA2423/KRA2418/KRA2432/KRA2496	24	72
KWSP722ABL	KRL722	24	54

Hardwood Tops

Northern hard maple butcher block tops allow roll cabs to double as full length workbenches. Tops are 1-3/4" thick.



KRWT7002A

Stock No.	Applications	Width, inches	Depth, inches
KWSN3010AWT	KEXN603A EPIQ Roll Cab	120	30
KWSN3060AWT	EPIQ Series Roll Cabs	60	30
KWSN3012AWT	KEXN725A/KEXP725A EPIQ Roll Cabs	144	30
KWSN3030AWT	KEBN301A EPIQ End Cabinet	30	30
KWSN3068AWT	EPIQ Series Roll Cabs	68	30
KWSN3076AWT	EPIQ Series Roll Cabs	76	30
KWSN3084AWT	EPIQ Series Roll Cabs	84	30
KRWT7002A	KRL1022/KRL7022 Roll Cabs	53-11/16	27-5/8
KRWT7003A	KRL1023/KRL1032/KRL1033/KRL7023 Roll Cabs	72-5/16	27-5/8
KRWT7001A	KRL1056 Roll Cabs	35-1/8	27-5/8
KRWT761B	KRL722 Roll Cabs	53-3/4	22-9/16
KRWT756A	KRL756 Roll Cabs	35-1/8	22-9/16
KRWT7011A	KRL7011/KRL7015/KTL1011/KRL1015 End Cabs	19-5/16	27-5/8
KRWT711A	KRL711/KRL715 End Cabs	19-5/16	22-5/8
KRWT5000A	KRA5213/KRA5319/KRA2306/KRA2300 Series Roll Cabs (Rounded)	53-1/16	19-7/16
KRWT4800B	KRA4107/KRA4813 Roll Cabs (Rounded)	39-3/4	19-7/16
KRWT2411	KRA2422/KRA2411 Roll Cabs	54-11/16	23-11/16
KRWT2418	KRA2423/KRA2418/KRA2432/KRA2496 Roll Cabs	73-3/8	23-11/16
KRWT2407	KRA2407 Roll Cabs	35-7/8	23-11/16
KRWT26F	KRA4008F/KRA2007F Square Corner	26	19-7/16
KRWT40F	40" Roll Cabs Square Corner	39-3/4	19-7/16
KRWT5300	KRA5318/KRA5311 Roll Cabs (Square)	53-1/16	19-7/16
KRWT4008	KRA4008E/KRA2007 Roll Cabs (Rounded)	26	19-7/16
KRWT1004A	KRL1024/KRL1043 Roll Cabs	107-15/16	27-5/8
KRWT7065	KRL7065/KRL1065 Roll Cabs	144	29
KRWT773A	KRL773/KRL763 Roll Cabs	72-3/8	22-9/16



• Read safety precautions on pages W1 to W4

ACCESSORIES: COVERS



KAC307660BK

EPIQ Series Roll Cab Covers

- Heavy duty nylon zippers
- High quality 200 Denier® nylon
- Bright silver Snap-on® logo

Cover Description	Black Stock No.
36" KEMN361B EPIQ SideKIQ™ Roll Cart	KAC304836BK
KEMW361A Cover	KAC304236BK
KERN60 Cover	KAC304860BK
KERN68 Cover	KAC304868BK
KERP76 Cover	KAC304876BK
KERN84/KERP84 Cover	KAC304884BK
KEXN603 Cover	KAC3048120BK
KEXN725/KEXP725 Cover	KAC3048144BK
60" EPIQ Roll Cab, WorkCenter, 1 Locker	KAC307690BK
68" EPIQ Roll Cab, WorkCenter, 1 Locker	KAC307698BK
76" EPIQ Roll Cab, WorkCenter, 1 Locker	KAC3076106BK
84" EPIQ Roll Cab, WorkCenter, 1 Locker	KAC3076114BK
60" EPIQ Roll Cab, WorkCenter, 2 Lockers	KAC3076120BK
68" EPIQ Roll Cab, WorkCenter, 2 Lockers	KAC3076128BK
76" EPIQ Roll Cab, WorkCenter, 2 Lockers	KAC3076136BK
84" EPIQ Roll Cab, WorkCenter, 2 Lockers	KAC3076144BK
60" EPIQ Roll Cab, WorkCenter, 4 Lockers	KAC3076180BK
68" EPIQ Roll Cab, WorkCenter, 4 Lockers	KAC3076188BK

Cover Description	Black Stock No.
76" EPIQ Roll Cab, WorkCenter, 4 Lockers	KAC3076196BK
84" EPIQ Roll Cab, WorkCenter, 4 Lockers	KAC3076204BK
60" EPIQ Roll Cab and WorkCenter	KAC307660BK
68" EPIQ Roll Cab and WorkCenter	KAC307668BK
76" EPIQ Roll Cab and WorkCenter	KAC307676BK
84" EPIQ Roll Cab and Workcenter	KAC307684BK
60" EPIQ Roll Cab, WorkCenter, Overheads, 2 Lockers	KAC3097120BK
68" EPIQ Roll Cab, WorkCenter, Overheads, 2 Lockers	KAC3097128BK
76" EPIQ Roll Cab, WorkCenter, Overheads, 2 Lockers	KAC3097136BK
84" EPIQ Roll Cab, WorkCenter, Overheads, 2 Lockers	KAC3097144BK
60" EPIQ Roll Cab, WorkCenter, Overheads, 4 Lockers	KAC3097180BK
68" EPIQ Roll Cab, WorkCenter, Overheads, 4 Lockers	KAC3097188BK
76" EPIQ Roll Cab, Workcenter, Overheads, 4 Lockers	KAC3097196BK
84" EPIQ Roll Cab, WorkCenter, Overheads, 4 Lockers	KAC3097204BK
60" EPIQ Roll Cab, WorkCenter, Overhead	KAC309760BK
68" EPIQ Roll Cab, WorkCenter, Overhead	KAC309768BK
76" EPIQ Roll Cab, WorkCenter, Overhead	KAC309776BK
84" EPIQ Roll Cab, WorkCenter, Overhead	KAC309784BK

Color Logo "S" Covers



KAC761CAS



KAC761EGS



KAC761EOS



KAC761RBS

Cover Description	Stock No.
KRL722/KRA2411/KRA/KCP2422	KAC761CAS
KRA2423/KCP2423 Cover	KAC773CAS
KRL722/KRL791 or KRL722/KRA2454 Combination Cover	KAC761791CAS
KRA2423 Roll Cab with a KRA2472 riser or KRA2415 top chest	KAC241815CAS
KRA2422/KRA2411 Roll Cab/ KRA2454 Riser or KRA2410 top chest Combination Cover	KAC242210CAS
KRL722/KRA2411/KRA2422 Cover	KAC761EGS
KRA2423 or KCP2423 Cover	KAC773EGS
KRL722/KRL791 or KRL722/KRA2454 Combination Cover	KAC761791EGS
KRA2423 Roll Cab with a KRA2472 riser or KRA2415 top chest	KAC241815EGS
KRA2422/KRA2411 Roll Cab/ KRA2454 Riser or KRA2410 top chest Combination Cover	KAC242210EGS
KRL722/KRA2411/KRA2422 Cover	KAC761EOS
KRA2423 Cover	KAC773EOS
KRL722/KRL791 or KRL722/KRA2454 Combination Cover	KAC761791EOS
KRA2423 Roll Cab with a KRA2472 riser or KRA2415 top chest	KAC241815EOS
KRA2422/KRA2411 Roll Cab/Riser Combination Cover	KAC242210EOS

Cover Description	Stock No.
KRL722/KRA2411/KRA2422 Cover	KAC761PKS
KRA2423 Cover	KAC773PKS
KRL722/KRL791 or KRL722/KRA2454 Combination Cover	KAC761791PKS
KRA2423 Roll Cab with a KRA2472 riser or KRA2415 top chest	KAC241815PKS
KRA2422/KRA2411 Roll Cab/ KRA2454 Riser or KRA2410 top chest Combination Cover	KAC242210PKS
KRL722/KRA2411/KRA2422 Cover	KAC761RBS
KRA2423 Cover	KAC773RBS
KRL722/KRL791 or KRL722/KRA2454 Combination Cover	KAC761791RBS
KRA2423 Roll Cab with a KRA2472 riser or KRA2415 top chest	KAC241815RBS
KRA2422/KRA2411 Roll Cab/ KRA2454 Riser or KRA2410 top chest Combination Cover	KAC242210RBS
KRL722/KRA2411/KRA2422 Cover	KAC761RDS
KRA2423 Cover	KAC773RDS
KRL722/KRL791 or KRL722/KRA2454 Combination Cover	KAC761791RDS
KRA2423 Roll Cab with a KRA2472 riser or KRA2415 top chest	KAC241815RDS
KRA2422/KRA2411 Roll Cab/ KRA2454 Riser or KRA2410 top chest Combination Cover	KAC242210RDS

Color Stock No. PKS=Pink, CAS=Candy Apple, RBS=Royal Blue, EGS=Extreme Green, RDS=Red, EOS=Orange

Roll Cart/Road Chest Covers

Cover Description	Black Stock No.
KRA6200 Road Chest Waterproof	KAC6200PC
KRA6210 Road Chest Waterproof	KAC6210PC
KRSC326/KRSC33 Series Roll Carts	KACSC30PC
KRSC40/KRSC416/KRSC46 Carts	KACSC40APC
—	KRAC62

KRL1000 Series Storage Unit Covers

- Heavy Duty Nylon Zippers
- High Quality 200 Denier Nylon
- Snap-on® Logo



KAC1003

Cover Description	Red	Black	Candy Apple Red	Extreme Green	Electric Orange	Pink	Royal Blue
KTL1022/KRL1022 Cover	KAC1001	KAC1001PC	KAC1001CAS	KAC1001EGS	KAC1001EOS	—	KAC1001RBS
KTL1022 or KRL1022/ KRL1201A or KRL1054 Combination	KAC100112	KAC100112PC	—	—	—	—	—
KTL1022 or KRL1022/ KRL1201A/KRL1012 or KRL1054 Combination	KAC1001TL	KAC1001TLPC	—	—	—	—	—
KRL 54" Roll Cabs/ WorkCenter, or Top Chest/ Locker Cover	—	—	KAC1001TLCAS	KAC1001TLEGS	KAC1001TLEOS	KAC1001TLPKS	KAC1001TLRBS
KTL1022 or KRL1022/ KRL7954/KRL5445 Cover	KAC1001WD	KAC1001WDPC	—	—	—	—	—
KRL1023/KRL1032/KRL1033 Cover	KAC1003	KAC1003PC	KAC1003CAS	KAC1003EGS	KAC1003EOS	—	KAC1003RBS
KRL 72" Roll Cabs/ WorkCenter, or Top Chest/ Locker Cover	—	—	KAC1003TLCAS	KAC1003TLEGS	KAC1003TLEOS	KAC1003TLPKS	KAC1003TLRBS
KRL1023 or KRL1163 or KRL1033 or KRL1032/ KRL1072 or KRL7972/ KRWL3625	KAC1003WD	KAC1003WDPC	—	—	—	—	—
KRL1011A/KRL1015A Cover (Left Side)	KAC1011L	KAC1011LPC	—	—	—	—	—
KRL1011A/KRL1015A Cover (Right Side)	KAC1011R	KAC1011RPC	—	—	—	—	—
KRL1012A Cover (Left Side)	KAC1012L	KAC1012LPC	—	—	—	—	—
KRL1012A Cover (Right Side)	KAC1012R	KAC1012RPC	—	—	—	—	—
KRL1022/KRL7954/KRL5445 Cover	—	KAC102245PC	—	—	—	—	—
KRL1023 or KRL1163 or KRL1033 or KRL1032/ KRL1203/KRL7245 or you can do KRL1023 or KRL1163 or KRL1033 or KRL1032/ KRL1072 or KRL7972/ KRL7245	KAC102345	KAC102345PC	—	—	—	—	—
KRL1053 Cover	—	KAC1053PC	—	—	—	—	—
KRL1056 Cover	KAC1056	KAC1056PC	—	—	—	—	—
—	KAC1056WD	KAC1056WDPC	—	—	—	—	—
KRL1065 Cover	KAC1065	KAC1065PC	—	—	—	—	—
KRL1023 or KRL1163 or KRL1033 or KRL1032/ KRL1072 or KRL1203 or 7972	KAC13123	KAC13123PC	—	—	—	—	—
KRL1056/KRL1251 Combination Cover	KAC161251	KAC161251PC	—	—	—	—	—

KRL700 and Classic Series Storage Unit Covers

Cover Description	Red Stock No.	Black Stock No.
KRL722/KRA2411 Cover	KAC761	KAC761PC
KRL722/KRL791A or KRL722/ KRA2411/KRA2422/KCP2422 Cover	KAC761791	KAC761791PC
KRL722/KRA2411/KRW7554/ KRWL5435 Cover	KAC761WD	KAC761WDPC
KRL722/KRL791A/KRL712 Combination Cover	KAC761TL	KAC761TLPC
KRL756 or KRA2407 Cover	KAC756	KAC756PC
KRL756/KRL751, KRA2407/KRA2404 or Combination Cover	KAC756731	KAC756731PC
KRL711/KRL715 Cover (Left Side)	KAC711L	KAC711LPC
KRL711/KRL715 Cover (Right Side)	KAC711R	KAC711RPC

Cover Description	Red Stock No.	Black Stock No.
KRL712 Cover (Left Side)	KAC712L	KAC712LPC
KRL712 Cover (Right Side)	KAC712R	KAC712RPC
KRA2423/KRA2496/KRA2432 Cover	KAC773	KAC773PC
Classic 73" Roll Cab/Chest Cover	KAC773793	KAC773793PC
KRA2418/KRA2432/KRA2496 with KRA2472 Cover	KAC773WD	KAC773WDPC
KRA2407 Roll Cab/KRA2405 Chest Cover	—	KAC240705PC
Classic 73" Roll Cab/KRA2415 Chest or KRA2472 Riser	—	KAC241815PC
KRL722/KRA2411/KRA2454 or Top Chest Cover	—	KAC242210PC



- Images may be shown without actual warning labels
- Read safety precautions on pages W1 to W4

ACCESSORIES: COVERS

KRA5000/KRA4000 Series Storage Unit Covers

Cover Description	Red Stock No.	Black Stock No.
KRA5000 Series/KRA2300 Series Roll Cab Cover/53" Roll Cabs	KAC5000	KAC5000PC
KRA5000/KRA2300 Series Roll Cab/Top Chest Cover/53" Roll Cab/Top Chest Combination	KAC530015	KAC530015PC
KRA5012 Locker Cover, Left Side	KAC5012L	KAC5012LPC
KRA5012 Locker Cover, Right Side	KAC5012R	KAC5012RPC
KRA4000/2000 Series 40" Roll Cab Cover	KAC4800	KAC4800PC
KRA4000/KRA2000 Series 40" Roll Cab/Top Chest Combination Cover	KAC48004810	KAC480010PC
KRA4000 Series 40" Roll Cab/Drawer Section/Top Chest Combinations	KAC48006010	KAC486010PC
KRA Series End Cabs Cover, Left Side	KAC4820L	KAC4820LPC
KRA Series End Cabs Cover, Right Side	KAC4820R	KAC4820RPC
KRA4008/KRA2007 Roll Cab Cover	KAC4007	KAC4007PC
KRA4000 Series 26" Roll Cab/Top Chest Combination Cover	KAC40074014	KAC400714PC
KRA4059 Series	KRAC59	—

KRL7000 Series Storage Unit Covers

Cover Description	Red Stock No.	Black Stock No.
KRL7022 Cover	KAC7002	KAC7002PC
KTL7023/KRL7023 Cover	KAC7003	KAC7003PC
KRL7011A/KRL7015A/KRLV7015 Cover (Left Side)	KAC7011L	KAC7011LPC
KRL7011A/KRL7015A/KRLV7015 Cover (Right Side)	KAC7011R	KAC7011RPC
KRL7012/KRLV7012 Cover (Left Side)	KAC7012L	KAC7012LPC
KRL7012/KRLV7012 Cover (Right Side)	KAC7012R	KAC7012RPC
KRL7022 with KRL7954/KRL5445 Cover	—	KAC702245PC
KTL7023/KRL7023 with KRL7972/KRL7245 (2) Cover	—	KAC702345PC
KRL7022/KRL1201 or KRL1054 Combination Cover	KAC72121	KAC72121PC
KTL7023/KRL7023/KRL1203A or KRL1072 Combination Cover	KAC73123	KAC73123PC

DRAWER GUARDS EPIQ/MASTERS/CLASSIC/HERITAGE/CARTS

Applications	Brushed Stainless	Polished Stainless	Matte Black	Gloss Black	Carbon Fiber
KRA2411	KADG2411	KADGP2411	KADGM2411	KADGB2411	KACF2411
KRA2422 – KCP2422	KADG2422	KADGP2422	KADGM2422	KADGB2422	KACF2422
KRA2423 – KCP2423	KADG2423	KADGP2423	—	KADGB2423	KACF2423
KRA2410 (A)	KADG2410	KADGP2410	KADGM2410	KADGB2410	KACF2410
KRA2415 (A)	KADG2415	KADGP2415	—	—	—
KRL722/7022 ALL	KADG7022	KADGP7022	KADGM722	KADGB722	KACF722
KRL1022A–C	KADG1022	KADGP1022	KADGM1022	KADGB1022	KACF1022
KTL1022	KADGT1022	KADGPT1022	KADGMT1022	KADGBT1022	KACFT1022
KRL1023A–C	KADG1023	KADGP1023	KADGM1023	KADGB1023	KACF1023
KTL1023	KADGT1023	KADGPT1023	KADGMT1023	KADGBT1023	KACFT1023
KRL1032B–E	KADG1032B	—	KADGM1032	KADGB1032	—
KRL1033 ALL	KADG1033	KADGP1033	KADGM1033	KADGB1033	—
KRL1163	KADG1163	KADGP1163	KADGM1163	KADGB1163	KACF1163
KTL7023	KADGT7023	KADGPT7023	KADGMT7023	KADGBT7023	KACFT7023
KERN602 ALL	KADGERN602A	KADGPERN602A	KADGMERN602A	KADGBERN602A	KACFERN602
KETN602 ALL	KADGETN602A	KADGPETN602A	KADGMETN602A	KADGBERT602A	KACFETN602
KERN682 ALL	KADGSERN682A	KADGPERN682A	KADGMERN682A	KADGBERN682A	KACFERN682
KETN682 ALL	KADGSERT682A	KADGPET682A	KADGMERT682A	KADGBERT682A	KACFETN682
KERN842 ALL	KADGSERN842A	KADGPERN842A	KADGMERN842B	KADGBERN842A	KACFERN842B
KERN843 ALL	KADGSERN843A	KADGPERN843A	KADGMERN843A	KADGBERN843A	KACFERN843
KETN843A/KETR843	KADGSERT843A	KADGPET843A	KADGMERT843A	KADGBERT843A	—
KERP842 ALL	KADGSERP842A	KADGPERP842A	—	—	—
KERP843 ALL	KADGSERP843A	KADGPERP843A	KADGMERP843A	KADGBERP843A	KACFERP843
KETP843A	—	—	KADGMETP843A	KADGBERTP843	—
KEMN361A, KEMW361	KADGEMN361A	KADGPEMN361A	KADGMEMN361A	KADGBEMN361A	KACFEMN361A
KRA4107	KADG4107	KADGP4107	—	—	KACF4107
KRA5311	KADG5311	KADGP5311	—	—	KACF5311
KRSC33 ALL	KADGSC33	KADGPSC33	—	—	KACFSC33
KRSC326 ALL	KADGSC326	KADGPSC326	—	—	KACFSC326
KRSC46, KRSC430	KADG4107, KADGP4107	KADG4107, KADGP4107	—	—	KACF46
KRSC246 ALL	KADG2407	KADGP2407	—	KADGSC4PC	KACFS246

DRAWER GUARDS EPIQ/MASTERS/CLASSIC/HERITAGE/CARTS



KADG2411



KADGP1163



KADGB1163



KADG4107



KADGPERN843A



KACF46

Applications	Snap-on Red	Royal Blue	Candy Apple Red	Extreme Green	Electric Orange	True Titanium
KRA2411	–	KADG2411PCM	KADG2411PJH	KADG2411PJJ	KADG2411PJK	–
KRA2422 – KCP2422	KADG2422PBO	KADG2422PCM	KADG2422PJH	KADG2422PJJ	KADG2422PJK	KADG2422TN
KRA2423 – KCP2423	KADG2423PBO	KADG2423PCM	KADG2423PJH	KADG2423PJJ	KADG2423PJK	KADG2423TN
KRA2410 (A)	KADG2410PBO	KADG2410PCM	KADG2410PJH	KADG2410PJJ	KADG2410PJK	–
KRA2415 (A)	KADG2415PBO	KADG2415PCM	KADG2415PJH	KADG2415PJJ	KADG2415PJK	–
KRL722/7022 ALL	KADG722PBO	KADG722PCM	KADG722PJH	KADG722PJJ	KADG722PJK	–
KRL1022A–C	KADG1022PBO	KADG1022PCM	KADG1022PJH	KADG1022PJJ	KADG1022PJK	–
KTL1022	–	–	KADGT1022PJH	KADGT1022PJJ	KADGT1022PJK	KADGT1022TN
KRL1023A–C	KADG1023PBO	KADG1023PCM	KADG1023PJH	KADG1023PJJ	KADG1023PJK	–
KTL1023	–	–	KADGT1023PJH	KADGT1023PJJ	KADGT1023PJK	KADGT1023TN
KRL1032B–E	–	KADG1032EPCM	KADG1032EPJH	KADG1032EPJJ	KADG1032EPJK	–
KRL1033 ALL	KADG1033PBO	KADG1033CPCM	KADG1033CPJH	KADG1033CPJJ	KADG1033CPJK	–
KRL1163	–	–	–	–	–	–
KTL7023	–	–	–	–	–	–
KERN602 ALL	–	–	–	–	–	–
KETN602 ALL	KADGERT602PBO	KADGERT602PCM	–	KADGERT602PJJ	–	KADGT602ATN
KERN682 ALL	–	–	–	–	–	–
KETN682 ALL	KADGERT682PBO	KADGERT682PCM	–	KADGERT682PJJ	–	KADGT682ATN
KERN842 ALL	–	–	–	–	–	–
KERN843 ALL	KADGERN843PBO	KADGERN843PCM	–	KADGERN843PJJ	–	KADGERN843TN
KETN843A/KETR843	KADGETN843PBO	KADGETN843PCM	–	KADGETN843PJJ	KADGETN843PJK	KADGTN843ATN
KERP842 ALL	–	–	–	–	–	–
KERP843 ALL	KADGERP843PBO	KADGERP843PCM	–	KADGERP843PJJ	KADGERP843PJK	KADGP843ATN
KETP843A	KADGETP843PBO	KADGETP843PCM	–	KADGETP843PJJ	KADGETP843PJK	KADGTP843ATN



• Images may be shown without actual warning labels
 • Read safety precautions on pages W1 to W4

DRAWER FRONTS/KRA SERIES



KADF32X6



KADFC50X4



KADF16X10



KAWF1054PC

Drawer Fronts	Brushed Stainless	Polished Stainless	Gloss Black	Matte Black	Carbon Fiber	Snap-on Red
KRA2422 Complete Set	KADF2SET	–	–	KADFM2SET	KADFC2SET	–
KRA2423 Complete Set	KADF3SET	–	–	KADFM3SET	KADFC3SET	–
69 x 5" Top Drawer (Masters)	KADF69X5	KADFP69X5	KADFB69X5	KADFM69X5	–	–
50 x 4" Top Drawer (Classic and Masters)	KADF50X4	KADFP50X4	KADFB50X4	KADFM50X4	KADFC50X4	KADF50X4PBO
50 x 5" Top Drawer (Classic and Masters)	KADF50X5	KADFP50X5	KADFB50X5	KADFM50X5	KADFC50X5	KADF50X5PBO
50 x 3" Top Drawer (Classic and Masters)	KADF50X3	–	–	–	KADFC50X3	KADF50X3PBO
50 x 6" Heritage Top Drawer	KADF50X6	KADFP50X6	–	–	–	–
32 x 6" Bottom Drawer with Logo (Classic and Masters)	KADF32X6	KADFP32X6	KADFB32X6	–	KADFC32X6	–
32 x 6" Bottom Drawer no Logo (Classic and Masters)	KADFN32X6	–	–	–	KADFCN32X6	KADFN32X6PBO
16 x 10" Bread Box (Classic and Masters)	KADF16X10	KADFP16X10	KADFB16X10	–	KADFC16X10	KADF16X10PBO
32 x 2" (Classic and Masters)	KADF32X2	–	–	–	KADFC32X2	KADF32X2PBO
32 x 4" (Classic and Masters)	KADF32X4	KADFP32X4	–	–	KADFC32X4	KADF32X4PBO
16 x 2" (Classic and Masters)	KADF16X2	–	–	–	KADFC16X2	KADF16X2PBO
16 x 4" (Classic and Masters)	KADF16X4	KADFP16X4	–	–	KADFC16X4	–
16 x 6" (Classic and Masters)	KADF16X6	KADFP16X6	–	–	KADFC16X6	KADF16X6PBO
KRA2454 WorkCenter*	KAWF2454	KAWFP2454	KAWFB2454	–	KAWFC2454	KAWF2454PBO
KRA2472 WorkCenter*	KAWF2472	KAWFP2472	KAWFB2472	–	–	KAWF2472PBO
KRL1054 WorkCenter*	KAWF1054	KAWFP1054	KAWF1054PC	–	–	KAWF1054PBO
KRL1072 WorkCenter*	KAWF1072	KAWFP1072	KAWF1072PC	–	–	KAWF1072PBO

*WorkCenter covers recessed section in bottom of workcenter door.

Drawer Fronts	Royal Blue	Candy Apple Red	Extreme Green	Electric Orange	Realtree MAX-4®
KRA2422 Complete Set	–	KADF2SETPJH	–	–	KADF2SETRT4
KRA2423 Complete Set	–	KADF3SETPJH	–	–	KADF3SETRT4
69 x 5" Top Drawer (Masters)	KADF69X5PCM	KADF69X5PJH	KADF69X5PJJ	KADF69X5PJK	–
50 x 4" Top Drawer (Classic and Masters)	KADF50X4PCM	KADF50X4PJH	KADF50X4PJJ	KADF50X4PJK	–
50 x 5" Top Drawer (Classic and Masters)	KADF50X5PCM	KADF50X5PJH	KADF50X5PJJ	KADF50X5PJK	KADF50X5RT4
50 x 3" Top Drawer (Classic and Masters)	KADF50X3PCM	KADF50X3PJH	KADF50X3PJJ	KADF50X3PJK	KADF50X3RT4
50 x 6" Heritage Top Drawer	–	–	–	–	–
32 x 6" Bottom Drawer with Logo (Classic and Masters)	–	–	–	–	–
32 x 6" Bottom Drawer no Logo (Classic and Masters)	KADFN32X6PCM	KADFN32X6PJH	KADFN32X6PJJ	KADFN32X6PJK	KADFN32X6RT4
16 x 10" Bread Box (Classic and Masters)	KADF16X10PCM	KADF16X10PJH	KADF16X10PJJ	KADF16X10PJK	KADF16X10RT4
32 x 2" (Classic and Masters)	KADF32X2PCM	KADF32X2PJH	KADF32X2PJJ	KADF32X2PJK	KADF32X2RT4
32 x 4" (Classic and Masters)	KADF32X4PCM	KADF32X4PJH	KADF32X4PJJ	KADF32X4PJK	KADF32X4RT4
16 x 2" (Classic and Masters)	KADF16X2PCM	KADF16X2PJH	KADF16X2PJJ	KADF16X2PJK	KADF16X2RT4
16 x 4" (Classic and Masters)	–	–	–	–	KADF16X4RT4
16 x 6" (Classic and Masters)	KADF16X6PCM	KADF16X6PJH	KADF16X6PJJ	KADF16X6PJK	KADF16X6RT4
KRA2454 WorkCenter*	KAWF2454PCM	KAWF2454PJH	KAWF2454PJJ	KAWF2454PJK	–
KRA2472 WorkCenter*	KAWF2472PCM	KAWF2472PJH	KAWF2472PJJ	KAWF2472PJK	–
KRL1054 WorkCenter*	–	–	KAWF1054PJJ	KAWF1054PJK	–
KRL1072 WorkCenter*	–	–	KAWF1072PJJ	KAWF1072PJK	–

*WorkCenter covers recessed section in bottom of workcenter door.

DRAWER FRONTS/KRA SERIES



KADF2SETRT5

Drawer Fronts	Realtree MAX-5®	Gold	Silver	Plasma Green	Flare Orange
KRA2422 Complete Sets	KADF2SETRT5	KADF2SETGLD	KADF2SETSLV	KADF2SETGN	KADF2SETOR
KRA2423 Complete Sets	KADF3SETRT5	KADF3SETGLD	KADF3SETSLV	KADF3SETGN	KADF3SETOR
69 x 5" Top Drawer (Masters)	—	—	—	—	—
50 x 4" Top Drawer (Classic and Masters)	—	KADF50X4GLD	KADF50X4SLV	KADF50X4GN	KADF50X4OR
50 x 5" Top Drawer (Classic and Masters)	KADF50X5RT5	KADF50X5GLD	KADF50X5SLV	KADF50X5GN	KADF50X5OR
50 x 3" Top Drawer (Classic and Masters)	KADF50X3RT5	KADF50X3GLD	KADF50X3SLV	KADF50X3GN	KADF50X3OR
32 x 6" Bottom Drawer no Logo (Classic and Masters)	KADFN32X6RT5	KADFN32X6GLD	KADFN32X6SLV	KADFN32X6GN	KADFN32X6OR
16 x 10" Bread Box (Classic and Masters)	KADF16X10RT5	KADF16X10GLD	KADF16X10SLV	KADF16X10GN	KADF16X10OR
32 x 2" (Classic and Masters)	KADF32X2RT5	KADF32X2GLD	KADF32X2SLV	KADF32X2GN	KADF32X2OR
32 x 4" (Classic and Masters)	KADF32X4RT5	KADF32X4GLD	KADF32X4SLV	KADF32X4GN	KADF32X4OR
16 x 2" (Classic and Masters)	KADF16X2RT5	KADF16X2GLD	KADF16X2SLV	KADF16X2GN	KADF16X2OR
16 x 4" (Classic and Masters)	KADF16X4RT5	—	—	—	—
16 x 6" (Classic and Masters)	KADF16X6RT5	KADF16X6GLD	KADF16X6SLV	KADF16X6GN	KADF16X6OR

*WorkCenter covers recessed section in bottom of workcenter door.

Drawer Fronts	Marine Blue	Burst Red	Titanium
KRA2422 Complete Set	KADF2SETBU	KADF2SETRD	KADF2SETTN
KRA2423 Complete Set	KADF3SETBU	KADF3SETRD	KADF3SETTN
69 x 5" Top Drawer (Masters)	—	—	—
50 x 4" Top Drawer (Classic and Masters)	KADF50X4BU	KADF50X4RD	KADF50X4TN
50 x 5" Top Drawer (Classic and Masters)	KADF50X5BU	KADF50X5RD	KADF50X5TN
50 x 3" Top Drawer (Classic and Masters)	KADF50X3BU	KADF50X3RD	KADF50X3TN
32 x 6" Bottom Drawer no Logo (Classic and Masters)	KADFN32X6BU	KADFN32X6RD	KADFN32X6TN
16 x 10" Bread Box (Classic and Masters)	KADF16X10BU	KADF16X10RD	KADF16X10TN
32 x 2" (Classic and Masters)	KADF32X2BU	KADF32X2RD	KADF32X2TN
32 x 4" (Classic and Masters)	KADF32X4BU	KADF32X4RD	KADF32X4TN
16 x 2" (Classic and Masters)	KADF16X2BU	KADF16X2RD	KADF16X2TN
16 x 4" (Classic and Masters)	—	—	—
16 x 6" (Classic and Masters)	KADF16X6BU	KADF16X6RD	KADF16X6TN
KR2454 WorkCenter*	KAWF2454BU	KAWF2454RD	—

*WorkCenter covers recessed section in bottom of workcenter door.



KADF50X5BU



KADF50X5RD



- Images may be shown without actual warning labels
- Read safety precautions on pages W1 to W4

DRAWER GUARDS AND PROTECTORS



- Fits under the entire length of the drawer handle to protect the paint finish from scratches
- Keeps drawers looking new
- High strength 3M® adhesive backing keeps protectors in place for life
- Easy to install
- Just peel off paper from adhesive backing, angle into position under drawer handle, and press into place
- Drawer protectors are needed only for drawers 4" deep or deeper

EPIQ Drawer Front Protectors

Box Part No. Regular/Ecko	Item No. Polished Stainless	Item No. Brushed Stainless	Item No. Matte Black	Item No. Gloss Black	Item No. Titanium
KERN/KERE 602 (8 pc Set)	KADPPER602A	KADPSERN602A	KADPMERN602A	KADBERN602A	—
KETN/KETE 602 (8 pc Set)	KADPERT602A	KADPSERT602A	KADPMERT602A	KADBERT602A	KADPERT602TN
KERN/KERE 682A (7 pc Set)	KADPPER682A	KADPSERN682A	KADPMERN682A	KADBERN682A	—
KETN/KETE 682A (8 pc Set)	KADPERT682A	KADPSERT682A	KADPMERT682A	KADBERT682A	KADPERT682TN
KERP/KERR 763A (8 pc Set)	KADPPERP763A	KADPSERP763A	KADPMERP763A	KADBERP763A	—
KERN/KERE 842A (10 pc Set)	KADPPER842A	KADPSERN842A	KADPMERN842A	KADBERN842A	—
KERN/KERE 843A (11 pc Set)	KADPPER843A	KADPSERN843A	KADPMERN843A	KADBERN843A	KADPTN843ATN
KERP/KERR 842A (7 pc Set)	KADPPERP842A	KADPSERP842A	KADPMERP842A	KADBERT842A	—
KERP/KERR 843A (8 pc Set)	KADPPERP843A	KADPSERP843A	KADPMERP843A	KADBERP843A	KADP843ATN
KETN/KETR 843 (11 pc Set)	KADPERT843A	KADPSETN843A	KADPMETN843A	KADPETN843A	KADPETN843TN
KETP843	KADPETP843A	KADSETP843A	KADMETP843A	KADBETP843A	KADPETP843TN



KACGMLED24B



KACGMLED24R



KRA2422PKG

Powder Coated Steel w/LED Light Corner Guards

LED Corner Guards	Blue LED	Red LED	Green LED
Black Matte	KACGMLED24B	KACGMLED24R	KACGMLED24G





Corner Guard Product Line

Fit This Item	Brushed Stainless	Polished Stainless	Gloss Black	Matte Black	Matte Black w/Red LED	Matte Black w/Blue LED	Snap-on Red	Bright Red	Candy Apple Red
KRA2407	KACG24RC	KACGP24RC	KACGB24RC	KACGM24RC	KACGMLED24R	KACGMLED24B	KACG24RCPBO	KACG24RCRD	KACG24RCPJH
KRA2411	KACG24RC	KACGP24RC	KACGB24RC	KACGM24RC	KACGMLED24R	KACGMLED24B	KACG24RCPBO	KACG24RCRD	KACG24RCPJH
KRA2422	KACG24RC	KACGP24RC	KACGB24RC	KACGM24RC	KACGMLED24R	KACGMLED24B	KACG24RCPBO	KACG24RCRD	KACG24RCPJH
KRA2418	KACG24RC	KACGP24RC	KACGB24RC	KACGM24RC	KACGMLED24R	KACGMLED24B	KACG24RCPBO	KACG24RCRD	KACG24RCPJH
KRA2423	KACG24RC	KACGP24RC	KACGB24RC	KACGM24RC	KACGMLED24R	KACGMLED24B	KACG24RCPBO	KACG24RCRD	KACG24RCPJH
KRA2432	KACG24RC	KACGP24RC	KACGB24RC	KACGM24RC	KACGMLED24R	KACGMLED24B	KACG24RCPBO	KACG24RCRD	KACG24RCPJH
KRA2496	KACG24RC	KACGP24RC	KACGB24RC	KACGM24RC	KACGMLED24R	KACGMLED24B	KACG24RCPBO	—	KACG24RCPJH
KRA2454	KACG2454	KACGP2454	KACGB2454	KACGM2454	—	—	KACG2454PBO	—	KACG2454PJH
KRA2472	KACG2454	KACGP2454	KACGB2454	KACGM2454	—	—	KACG2454PBO	—	KACG2454PJH
KRA2405	KACG2410TC	KACGP2410TC	KACGB2410TC	KACGM2410	—	—	KACG24TCPBO	—	KACG24TCPJH
KRA2410	KACG2410TC	KACGP2410TC	KACGB2410TC	—	—	—	KACG24TCPBO	—	KACG24TCPJH
KRA2415	KACG2410TC	KACGP2410TC	KACGB2410TC	—	—	—	KACG24TCPBO	—	KACG24TCPJH

Fit This Item	Royal Blue	Bright Blue	Extreme Green	Electric Orange	Realtree MAX-4®	Realtree MAX-5®	Black w/ Green LED	Midnight Blue	Purple
KRA2407	KACG24RCPJM	KACG24RCBU	KACG24RCPJJ	KACG24RCPJK	KACG2422RT4	KACG2422RT5	KACGMLED24G	KACG24RCPDG	—
KRA2411	KACG24RCPJM	KACG24RCBU	KACG24RCPJJ	KACG24RCPJK	KACG2422RT4	KACG2422RT5	KACGMLED24G	KACG24RCPDG	—
KRA2422	KACG24RCPJM	KACG24RCBU	KACG24RCPJJ	KACG24RCPJK	KACG2422RT4	KACG2422RT5	KACGMLED24G	KACG24RCPDG	—
KRA2418	KACG24RCPJM	KACG24RCBU	KACG24RCPJJ	KACG24RCPJK	KACG2422RT4	KACG2422RT5	KACGMLED24G	KACG24RCPDG	—
KRA2423	KACG24RCPJM	KACG24RCBU	KACG24RCPJJ	KACG24RCPJK	KACG2422RT4	KACG2422RT5	KACGMLED24G	—	—
KRA2432	KACG24RCPJM	KACG24RCBU	KACG24RCPJJ	KACG24RCPJK	KACG2422RT4	KACG2422RT5	KACGMLED24G	—	—
KRA2496	KACG24RCPJM	—	KACG24RCPJJ	KACG24RCPJK	KACG2422RT4	KACG2422RT5	KACGMLED24G	—	—
KRA2454	KACG2454PCM	—	KACG2454PJJ	KACG2454PJK	—	—	—	—	KACG2454PPL
KRA2472	KACG2454PCM	—	KACG2454PJJ	KACG2454PJK	—	—	—	—	KACG2454PPL
KRA2405	KACG24TCPJM	—	KACG24TCPJJ	KACG24TCPJK	—	—	—	—	KACG24TCPPL
KRA2410	KACG24TCPJM	—	KACG24TCPJJ	KACG24TCPJK	—	—	—	—	—
KRA2415	KACG24TCPJM	—	KACG24TCPJJ	KACG24TCPJK	—	—	—	—	—

*Corner Guards are in a set of two



- Do not open multiple drawers
- Images may be shown without actual warning labels
- Read safety precautions on pages W1 to W4

BODY GUARDS



KABGPERN602A

Body Guards/EPIQ Series

Stock No.	Applications
KABGSERN602A	KERN602 Series Roll Cabs Brushed
KABGSERN682A	KERN682 Series Brushed
KABGSERN842A	KERN842 Series Brushed
KABGSERN843A	KERN843 Series Brushed
KABGSERP762A	KERP762 Series Brushed
KABGSERP763A	KERP763 Series Brushed
KABGSERP842A	KERP842 Series Brushed
KABGSERP843A	KERP843 Series Brushed

Stock No.	Applications
KABGPERN602A	KERN602 Series Polished
KABGPERN682A	KERN682 Series Polished
KABGPERN842A	KERN842 Series Polished
KABGPERN843A	KERN843 Series Polished
KABGPERP762A	KERP762 Series Polished
KABGPERP763A	KERP763 Series Polished
KABGPERP842A	KERP842 Series Polished
KABGPERP843A	KERP843 Series Polished

Bottom guards only. Does not include top guards.



KABG1022PBO

Body Guards/Master Series

Stock No.	Applications
KABG1022	KRL1022, KRL7022, KRL1001B, KRL7002
KABG1022PBO	KRL1022, KRL7022, KRL1001B, KRL7002
KABG1022PC	KRL1022, KRL7022, KRL1001B, KRL7002
KABG1022PCM	KRL1022, KRL7022, KRL1001B, RL7002
KABG1022PJJ	KRL1022, KRL7022, KRL1001B, KRL7002
KABG1022PJK	KRL1022, KRL7022, KRL1001B, KRL7002
KABG1023A	KRL1023, KRL1163, KRL7023, KRL7003
KABG1023APBO	KRL1023, KRL1163, KRL7023, KRL7003
KABG1023APC	KRL1023, KRL1163, KRL7023, KRL7003
KABG1023APCM	KRL1023, KRL1163, KRL7023, KRL7003
KABG1023APJJ	KRL1023, KRL1163, KRL7023, KRL7003

Stock No.	Applications
KABG1023APJK	KRL1023, KRL1163, KRL7023, KRL7003
KABG1024	KRL1024
KABG1032A	KRL1032
KABG1032B	KRL1032B, KRL1032C
KABG1033	KRL1033
KABG1033PBO	KRL1033
KABG1033PC	KRL1033
KABG1033PCM	KRL1033
KABG1033PJJ	KRL1033
KABG1033PJK	KRL1033
KABG1065	KRL1065, KRL7065
KABG722	KR722, KRL761B
KABG722PBO	KR722, KRL761B
KABG722PC	KR722, KRL761B
KABG722PCM	KR722, KRL761B
KABG722PJJ	KR722, KRL761B
KABG722PJK	KR722, KRL761B



KABG1022PC

BOTTOM GUARDS/CLASSIC SERIES

Classic Series Bottom Guards

Protective bottom panel coated in actual Snap-on® powder coat paint colors

- Snap-on® logo laser cut
- Fits double bank (KABG2422xxx) and triple bank (KABG2423xxx) Classic Roll Cabs
- Bottom guard is made from stainless steel for corrosion protection
- Provides scratch protection
- Available in seven powder coated colors: Snap-on Red (PBO), Royal Blue (PCM), Candy Apple Red (PJH), Extreme Green (PJJ), Electric Orange (PJK), Hot Pink (PNK) Gloss Black (B) and brushed stainless steel (no suffix)

Stock No.	Description	Color
KABG2422FGY	Bottom Guard	Dark Gray
KABG2422PBO	Bottom Guard	Red
KABG2422PJH	Bottom Guard	Candy Apple Red
KABG2422PJJ	Bottom Guard	Extreme Green
KABG2422PJK	Bottom Guard	Electric Orange
KABG2422PNK	Bottom Guard	Pink
KABG2422PPL	Bottom Guard	Purple
KABG2422RT4	Bottom Guard	Realtree Max-4®
KABG2423RT5	Bottom Guard	Realtree Max-5®

TOOL UTILITY VEHICLE (TUV) ACCESSORIES

Body Guards

Stock No.	Description	Applications:
KABGVP1022	Body Guard Set	KRP1022
KABGVP1023	Body Guard Set	KRP1023
KABGVP1032	Body Guard Set	KRP1032
KABGVT1022	Body Guard Set	KRT1022
KABGVT1023	Body Guard Set	KRT1023
KABGVT1032	Body Guard Set	KRT1032

Add color suffix: PBO=Red, PCM=Royal Blue, PDG=Midnight Blue, PJJ=Extreme Green, PJK=Electric Orange, POT=Flat Black w/ Black Trim, PU=White

Roll Cab Top Mats

7000/1000	Extreme Green	Electric Orange	Red
7023/1023	JKRR1023BVGs	JKRR1023BVOS	JKRR1023BVRS
7022/1022	JKRR7022BVGs	JKRR7022BVOS	JKRR7022BVRS



JKRR1023BVGs



JKRR1023BVOS

Roll Cab Decorative Side Panels

1000 Series	Black	Green	Orange	Red
Kit	JKASP10KTBK	JKASP10KTGR	JKASP10KTOR	JKASP10KTRD
Left Side	JKASP10LBK	JKASP10LGR	JKASP10LOR	JKASP10LRD
Right Side	JKASP10RBK	JKASP10RGR	JKASP10ROR	JKASP10RRD



JKASP10KTBK

7000 Series	Black	Green	Orange	Red
Kit	JKASP70KTBK	JKASP70KTGR	JKASP70KTOR	JKASP70KTRD
Left Side	JKASP70LBK	JKASP70LGR	JKASP70LOR	JKASP70LRD
Right Side	JKASP70RBK	JKASP70RGR	JKASP70ROR	JKASP70RRD



JKASP70KTGR



JKASP70KTRD

Add On Slotted Side Panels

- Use storage surfaces to organize most-used tools
- Fits Slotted Wall accessories for roll cabs, carts and WorkCenters
- Add storage space on either side of the roll cab for organizing hand tools and power tools
- Add a charging shelf with a power strip for batteries, tablets, phones
- Add shelves and bins for consumables and for work in process

Applications	Stock No.	Color
KRSC246, KRA2422, KRA2423, KCP2422, KCP2423	KA2032PBO	Red
	KA2032PC	Gloss Black
	KA2032PJJ	Extreme Green
	KA2032PJK	Electric Orange
	KA2032PV	Textured Black
	KA2032SS	Stainless Steel
KRL/KTL 1022, 1023, KERN, KETN, KETP	KA2637PBO	Red
	KA2637PC	Gloss Black
	KA2637PES	Ultra Yellow
	KA2637PJH	Candy Apple Red
	KA2637PJJ	Extreme Green
	KA2637PJK	Electric Orange
	KA2637PKS	Arctic Silver
	KA2637PRJ	Storm Gray
	KA2637PU	White
	KA2637PV	Texture Black
	KA2637SS	Stainless Steel



KA2637PBO



KA2637PC



KA2637PES



KA2637SS

Workstation Accessories

Stock No.	Description
2637J5000	24" Seven Tool Power Tool Holder Kit for Slot Panel
KASH12X18PV	18" Reversible Power Shelf
KASH12X24PV	24" Reversible Power Shelf
KAPS5	Power Strip with Five AC/Two USB Ports

KAS12X18PV 18" Reversible Shelf

- 18" Shelf Tray for slot panel (accommodates KAPS5 Power Strip) – fits KA2032 and KA2637



2637J5000



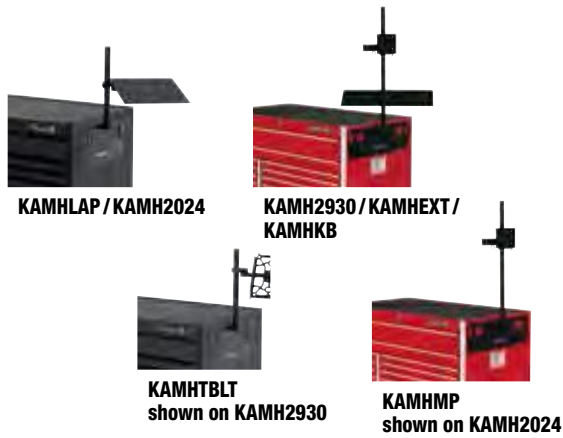
KASH12X24PV

These panels accommodate many more accessories; see next page under "Workstation Accessories" for more.



- Do not open multiple drawers
- Images may be shown without actual warning labels
- Read safety precautions on pages W1 to W4

HAND TOOL ORGANIZATION



Handle Mounting Kits and Holders

Stock No.	Description
KAMH2024	Handle Mounting Kit, KRA2422, KCP2422
KAMH2024A	Handle Mounting Kit Classic/Heritage/Carts
KAMH2930	Handle Mounting Kit KRL29" and EPIQ
KAMHEXT	Vertical Extension Rod
KAMHKB	Keyboard Holder
KAMHLAP	Laptop Holder
KAMHMP	Monitor Plate
KAMHTBLT	Tablet Holder

Workstation Accessories

- Use these quality accessories to enhance the organization and storage capabilities of the KRL7000 workstation series
- All accessories designed to work with the Slots-N-Dots™ mounting system Looped Tool Organizer (Blue-Point®). Loops hold screwdrivers, extensions, ratchets, pliers and other small hand tools



Stock No.	Description	Color	Applications
2637J5000	24" Seven Tool Power Tool Holder Kit for Slot Panel	Gloss Black	For use on the KA2637 slot panel. Also able to fit inside any work center
KAHCK33	3" Curved Hook	Gloss Black	Fits all Slotted Walls
KAHK63	6" Extended Hook	Gloss Black	Fits all Slotted Walls
KAHLK33	3" Loop	Gloss Black	Fits all Slotted Walls
KAHR12PV	Hammer Rack	Texture Black	—
KALS15	Laptop Stand (15")	Texture Black	Fits 2032 and larger
KAMS18PV	Shop Manual Stand	Texture Black	—
KAPR17PBO	Prybar Rack	Red	Fits KRA and KRSC
KAPS3U	Power Strip with USB	Black	—
KAPS4	Power Strip	Black	—
KAPS5	Power Strip with Five AC/ Two USB Ports	Gloss Black	Snap-on® work station slot and dot walls, power shelf, carts, lockers
KAPR24PVB	Prybar Rack	Black	Bolts into handle holes Classic, Masters, EPIQ
KAS12APV	Flat Utility Shelf	Textured Black	Fits all Slotted Walls
KAS12APWRPC	Power Tool Rack (holds three)	Gloss Black	Fits all Slotted Walls
KAS12X18PV	18" Reversible Shelf	Textured Black	Fits all Slotted Walls
KAS18PWRPC	18" Power Tool Rack (holds 5)	Gloss Black	Fits all Slotted Walls 18" and larger
KASH12X18PV	18" Reversible Power Shelf	Textured Black	Fits all Slotted Walls 18" and larger
KASR12APV	Drop In Screwdriver Rack	Textured Black	Fits all Slotted Walls 18" and larger
KASRS12APV	Slide In Screwdriver Rack	Textured Black	Fits all Slotted Walls
KAT12APV	Spray Can Rack	Textured Black	Fits all Slotted Walls
KAT18APV	Spray Can Rack (18")	Textured Black	Fits all Slotted Walls 18" and larger
KATR12PV	T-Handle Rack (12")	Textured Black	Fits all Slotted Walls
KATVBRKT	Monitor Mounting Bracket	Brushed Stainless	Fits all Slotted Walls
YA3086A	Looped Tool Organizer	Black with red loops	1/8" screw in holes on Slots-N-Dots™
YA3089A	Looped Tool Organizer	Black with red loops	1/8" screw in holes on Slots-N-Dots™
YA3123A	Looped Tool Organizer	Black with red loops	1/8" screw in holes on Slots-N-Dots™
YA3182A	Looped Tool Organizer	Black with red loops	1/8" screw in holes on Slots-N-Dots™



Creeper Hangers

Stock No.	Description	Color
KRJC23AAPV	Creeper Hanger	Black



KRJC23AAPV


Folding Shelf

- 18 X 18" work surface


Stock No.	Color	Applications
KRA412GPBO	Red	Fits KRA and KRSC430, KRSC46 carts
KRA412GPC	Gloss Black	Fits KRA and KRSC430, KRSC46 carts
KRA412GPCM	Royal Blue	Fits KRA and KRSC430, KRSC46 carts
KRSC312FPBO	Red	Fits all KRSC33A carts
KRSC312FPV	Textured Black	Fits all KRSC33A carts
KRA412GPJJ	Extreme Green	Fits KRA and KRSC430, KRSC46 carts
KRA412GPV	Textured Black	Fits KRA and KRSC430, KRSC46 carts



KRA412GPBO



KRA412GPC



KRA412GPCM



KRA412GPJJ

Hang-on Parts Trays

- Organize small parts or spray cans
- Hang on roll cabs or tool chest with 1/4" or more lip
- Also for use in drawers as storage trays

KRA19 Hang-on Parts Tray

- Organize small parts or spray cans
- Hang on roll cabs or tool chest with 1/4" or more lip
- Also for use in drawers as storage trays
- Measures 15 x 3 x 2-1/4"

KRA20 Hang-on Parts Tray

- Same as KRA19
- Measures 25 x 3 x 2-1/4"



KRA19



KRA20

Sliding Trays

Provide additional work or storage surface

KA31X36 Sliding Tray

- Maximize your 31" drawer space – fits Masters and Classic series

KA41X36 Sliding Tray

- Maximize drawer space – fits common Heritage and KRSC series



KA31X36



KA41X36



KAPR17A



KAPR17APC



KAPR17APCM



KAPR17APJJ



KAPR17APJK



KAPR17APV



KR294AAPV



KR295

Prybar Racks

- KAPR17A series is designed to hold the new Snap-on® large handled prybars

- KR295 series is designed to hold screwdrivers and some pry bars

Stock No.	Description	Tool Holding Capacity	Color	Depth, inches (mm)	Height, inches (mm)	Net Weight, lb (kg)	Shipping Weight, lb (kg)	Width, inches (mm)
KAPR17A	Prybar Rack	18	Red	5 (125)	16 (254)	12 (5)	13 (5.5)	17 (432)
KAPR17APC	Prybar Rack	18	Gloss Black	5 (125)	16 (254)	12 (5)	13 (5.5)	17 (432)
KAPR17APCM	Prybar Rack	18	Royal Blue	5 (125)	16 (254)	12 (5)	13 (5.5)	17 (432)
KAPR17APJJ	Prybar Rack	18	Extreme Green	5 (125)	16 (254)	12 (5)	13 (5.5)	17 (432)
KAPR17APJK	Prybar Rack	18	Electric Orange	5 (125)	16 (254)	12 (5)	13 (5.5)	17 (432)
KAPR17APV	Prybar Rack	18	Textured Black	5 (125)	16 (254)	12 (5)	13 (5.5)	17 (432)
KR294AAPV	Hang-On Prybar Rack	4	Black	3 (76)	9-1/2 (241)	2-1/2 (1)	—	6 (154)
KR295	End Cab	28	Red	4-23/32 (119.9)	10-3/16 (258.8)	12 (5)	17 (8)	17-1/8 (435)
KR295PV	End Cab	28	Textured Black	4-23/32 (119.9)	10-3/16 (258.8)	12 (5)	17 (8)	17-1/8 (435)



- Do not open multiple drawers
- Images may be shown without actual warning labels
- Read safety precautions on pages W1 to W4

CUSTOMIZATION



KACAP6BK



KACAP6BU



KACAP6RD

Custom Caster Bolt Covers

- Fits all Snap-on® casters current models and most past models
- Caps fit all current Snap-on® roll cabs
- Also fits the bolt on the caster horn found on all EPIQ and Masters Series roll cabs
- Also fits Classic 6" x 2" caster bolt
- Machined aluminum with custom Snap-on® wrench "S" marking
- 6 pc sets (2 for each swivel caster one for each rigid)
- Includes set screw for positive attachment (includes Allen Wrench for install)

KACAP6BK 6 pc Powder-Coated Caster Bolt Covers

- Maximize your 31" drawer space
- Fits Masters and Classic series

KACAP6BU Anodized Caster Bolt Covers (6 pc)

- Maximize drawer space
- Fits common Heritage and KRSC series

KACAP6RD Anodized Caster Bolt Covers (6 pc)

- Set includes six additional dividers for the KA41X36 sliding tray

TOOL STORAGE LIGHTING



ECTSA289

LED Light Bars

- Automatic on/off: durable and strong contacts provide positive engagement
- Magnetic installation of the light bar and the power switch provides easy installation and maneuverability
- It will create a lighting experience that outshines anything else in the shop
 - Top quality materials and construction
 - Highest level of functionality (automatic on/off)
 - Lowest energy use
 - Best heat dissipation
- High output LED system uses Application Specific LED technology with a three year unlimited warranty

Stock No.	Description	Lumens	Power	Power, Volts
ECTSA119	2' Tool Storage Light Bar w/Magnetic Switch	1,100	9 – Corded	110
ECTSA119-RC	2' Tool Storage Light Bar w/Remote Control	1,100	9 – Corded	110
ECTSA289	4' Tool Storage Light Bar w/Magnetic Switch	2,850	9 – Corded	110
ECTSA289-RC	4' Tool Storage Light Bar w/Remote Control	2,850	9 – Corded	110
ECTSA319	5' Tool Storage Light Bar w/Magnetic Switch	3,100	9 – Corded	110
ECTSA319-RC	5' Tool Storage Light Bar w/Remote Control	3,100	9 – Corded	110



KALEDBLUE



KALEDBLUE



KALEDRD



KALEDGREEN

LED Light Kits

- 13" LED strips are lightweight and can be attached to any surface using two way soft tape
- LED strips can be connected in a straight line
- Connecting the LED strips with the included short connector cord allows the 13" LED strips to be placed around corners or at different levels from each other
- Each kit has a white six way terminal to allow up to five additional LED add on kits
- Kit includes (3) 13" LED strips, (2) short connector cords, (1) six way terminal and two way soft tape
- Add on kits contain (3) 13" LED strips, (2) short connector cords, (1) 6' power cord and two way soft tape

Stock No.	Description	Color
KALEDBLUE	7 pc LED Light Kit	Blue
KALEDBLUE-1	6 pc LED Add-On Light Kit	Blue Add-on Kit
KALEDGREEN	7 pc LED Light Kit	Green
KALEDGREEN-1	6 pc LED Add-On Light Kit	Green Add-on Kit
KALEDRD	7 pc LED Light Kit	Red
KALEDRD-1	6 pc LED Add-On Light Kit	Red Add-on Kit
KALEDBLUE-1	7 pc LED Light Kit	White
KALEDBLUE-1	6 pc LED Add-On Light Kit	White Add-on Kit



KALED28X7B



KALED28X7G



KALED8X11B



KALED28X7R



KALED28X7P



KALED8X11G



KALED28X7O



KALED28X7W



KALED8X11R

LED Light Panels

- Can be mounted to steel surface via included rare earth magnets
- Use AC or DC power comes with 110 V AC plug and battery pack
- Acrylic panel is dipped and coated for abrasion resistance

Stock No.	Description	Panel Color	LED Light Color	Size, inches	Width, inches
KALED12X15MC	Multi-color Panel Light w/Remote	—	Multi-color	12 x 15	—
KALED28X7B	LED Snap-on® Logo Display Panel Light	Clear	Blue	28 x 7	28
KALED28X7G	LED Snap-on® Logo Display Panel Light	Clear	Green	28 x 7	28
KALED28X7O	LED Snap-on® Logo Display Panel Light	Clear	Orange	28 x 7	28
KALED28X7P	LED Snap-on® Logo Display Panel Light	Clear	Pink	28 x 7	28
KALED28X7R	Full Logo Panel Light	Clear	Red	28 x 7	28
KALED28X7W	LED Snap-on® Logo Display Panel Light	Clear	White	28 x 7	28
KALED8X11B	LED "S" Logo Display Panel Light	Clear	Blue	11 x 8	11
KALED8X11G	LED "S" Logo Display Panel Light	Clear	Green	11 x 8	11
KALED8X11R	Full Logo Panel Light	Clear	Red	11 x 8	11
KALEDB24R	LED Snap-on® Logo Display Panel Light	Black	Red	24 x 7	24
KALEDB24B	LED Snap-on® Logo Display Panel Light	Black	Blue	24 x 7	24
KALEDB24G	LED Snap-on® Logo Display Panel Light	Black	Green	24 x 7	24
KALEDB24O	LED Snap-on® Logo Display Panel Light	Black	Orange	24 x 7	24
KALEDB24MCB	LED Snap-on® Logo Display Panel Light	Black	Multi-color	24 x 7	24



ECFP1V0T6

LED WorkCenter Lights

Magnetic Rotating Base Light (Blue-Point®)

- Six high output LEDs which produce 375 lumens of light output
- Strong magnetic swivel base securely attaches to any ferrous surface
- Pivoting ball-joint base allows for positioning at any angle
- Operates on 3 AA alkaline cell batteries (included)



KA2422HDLGN

Roll Cab Handle Bars

Fits all KRA roll cabs in our Classic and Heritage lines plus KRSC Series Carts Powder coated options match the most popular Snap-on® tool box colors

- Heavy duty aluminum construction with knurled grip on handles
- Laser engraved Snap-on® logo in handle base
- Laser engraved Snap-on® S on both handle posts

Stock No.	Description	Color
KA2422HDLB	Roll Cab Handle	Black
KA2422HDLBU	Roll Cab Handle	Royal Blue
KA2422HDLGN	Roll Cab Handle	Green
KA2422HDLOR	Roll Cab Handle	Electric Orange
KA2422HDLP	Roll Cab Handle	Polished Chrome
KA2422HDLPK	Roll Cab Handle	Pink
KA2422HDLRD	Roll Cab Handle	Candy Apple Red



• Images may be shown without actual warning labels
• Read safety precautions on pages W1 to W4

DRAWER ORGANIZATION



KAERNX6BLK



KAERNX6GN



KAERNX6ORN



KAERNX6PNK




KAERNX6RD

Drawer Organizers

Stock No.	Description	Color
KAERNX6BLK	6 pc Drawer Organizer	Black
KAERNX6GN	6 pc Drawer Organizer	Green
KAERNX6ORN	6 pc Drawer Organizer	Orange
KAERNX6PNK	6 pc Drawer Organizer	Pink
KAERNX6RD	6 pc Drawer Organizer	Red

Stock No.	Description	Color
KAERNADD6BK	6 pc Socket, Wrench, Bit Organizer Set	Black
KAERNADD6GN	6 pc Socket, Wrench, Bit Organizer Set	Green
KAERNADD6OR	6 pc Socket, Wrench, Bit Organizer Set	Orange
KAERNADD6RD	6 pc Socket, Wrench, Bit Organizer Set	Red

HAND TOOL ORGANIZATION




BPSSTRYLAS




BPTRYLAS




KASKT5BK




KASKT5GN



KASKT5OR



KASKT5PK



KASKT5RD

Lock-A-Socket Trays

Lock-A-Socket trays feature Snap-on colors, branding and grips

- Holds over six dozen sockets with a twist lock to keep them in place – accommodates 1/2, 3/8, and 1/4" drive sockets
- Comes in (5) Snap-on powder-coated colors: Red, Black, Extreme Green, Orange, Pink
- KA series only comes with Snap-on® ratchet-style swivel grips for easy carrying
- KA series only comes with eight clips for ratchets and extensions are made of a flexible polymer and won't scratch the chrome
- Colors match popular Snap-on® tool box paint colors and look great in drawers
- KA series only comes with Snap-on® Logo on each end


Stock No.	Color	Weight, lb	Area, inch	Color
BPSSTRYLAS	Stainless Steel	—	8-3/4 x 20	Stainless Steel
BPTRYLAS	Red	—	8-3/4 x 20	Red
KASKT5BK	Black with Red Logo	2.75	8-3/4 x 20	Black
KASKT5GN	Extreme Green	2.75	8-3/4 x 20	Green
KASKT5OR	Electric Orange	2.75	8-3/4 x 20	Orange
KASKT5PK	Pink	2.75	8-3/4 x 20	Pink
KASKT5RD	Red with Black Logo	2.75	8-3/4 x 20	Snap-on Red

MTSLAS25LP25 1/4" Drive Lock-A-Socket Posts

MTSLAS38LP25 3/8" Drive Lock-A-Socket Posts

MTSLAS50LP25 1/2" Drive Lock-A-Socket Posts

Socket Holders with Posts



KAHNSX6BK



KA12METGN

KA14METPK

KA14FROR

KA143METGN

KA383FRRD

- All sockets are easily visible
- Each post is marked for correct socket size
- Sockets are easily removed with one hand
- Use for hand, power and impact sockets

- High impact plastic resists oil and grease
- KA143 and KA383 three row holders have a middle row for semi-deep sockets

Stock No.	Description	Color
KAHNSX6BK	6 pc 2-Row SAE/Metric Post Socket Tray Set (All Drive Sizes)	Black
KAHNSX6GN	6 pc 2-Row SAE/Metric Post Socket Tray Set (All Drive Sizes)	Extreme Green
KAHNSX6OR	6 pc 2-Row SAE/Metric Post Socket Tray Set (All Drive Sizes)	Electric Orange
KAHNSX6PK	6 pc 2-Row SAE/Metric Post Socket Tray Set (All Drive Sizes)	Pink
KAHNSX6RD	6 pc 2-Row SAE/Metric Post Socket Tray Set (All Drive Sizes)	Red
KA12FRBK	1/2" SAE Post Socket Tray	Gloss Black
KA12FRGN	1/2" SAE Post Socket Tray	Extreme Green
KA12FROR	1/2" SAE Post Socket Tray	Electric Orange
KA12FRPK	1/2" SAE Post Socket Tray	Pink
KA12FRRD	1/2" SAE Post Socket Tray	Red
KA12METBK	1/2" Metric Post Socket Tray	Gloss Black
KA12METGN	1/2" Metric Post Socket Tray	Extreme Green
KA12METOR	1/2" Metric Post Socket Tray	Electric Orange
KA12METPK	1/2" Metric Post Socket Tray	Pink
KA12METRD	1/2" Metric Post Socket Tray	Red
KA14FRBK	1/4" SAE Post Socket Tray	Gloss Black
KA14FRGN	1/4" SAE Post Socket Tray	Extreme Green
KA14FROR	1/4" SAE Post Socket Tray	Electric Orange
KA14FRPK	1/4" SAE Post Socket Tray	Pink
KA14FRRD	1/4" SAE Post Socket Tray	Snap-on Red
KA14METBK	1/4" Metric Post Socket Tray	Gloss Black
KA14METGN	1/4" Metric Post Socket Tray	Extreme Green
KA14METOR	1/4" Metric Post Socket Tray	Electric Orange
KA14METPK	1/4" Metric Post Socket Tray	Pink
KA14METRD	1/4" Metric Post Socket Tray	Snap-on Red
KA38FRBK	3/8" SAE Post Socket Tray	Gloss Black

Stock No.	Description	Color
KA38FRGN	3/8" SAE Post Socket Tray	Extreme Green
KA38FROR	3/8" SAE Post Socket Tray	Electric Orange
KA38FRPK	3/8" SAE Post Socket Tray	Pink
KA38FRRD	3/8" SAE Post Socket Tray	Snap-on Red
KA38METBK	3/8" Metric Post Socket Tray	Gloss Black
KA38METGN	3/8" Metric Post Socket Tray	Extreme Green
KA38METOR	3/8" Metric Post Socket Tray	Electric Orange
KA38METPK	3/8" Metric Post Socket Tray	Pink
KA38METRD	3/8" Metric Post Socket Tray	Snap-on Red
KA143FRBK	1/4" SAE Post Three Row Socket Tray	Gloss Black
KA143FRGN	1/4" SAE Post Three Row Socket Tray	Extreme Green
KA143FROR	1/4" SAE Post Three Row Socket Tray	Electric Orange
KA143FRRD	1/4" SAE Post Three Row Socket Tray	Red
KA143METBK	1/4" Metric Post Three Row Socket Tray	Gloss Black
KA143METGN	1/4" Metric Post Three Row Socket Tray	Extreme Green
KA143METOR	1/4" Metric Post Three Row Socket Tray	Electric Orange
KA143METRD	1/4" Metric Post Three Row Socket Tray	Red
KA383FRBK	3/8" SAE Post Three Row Socket Tray	Gloss Black
KA383FRGN	3/8" SAE Post Three Row Socket Tray	Extreme Green
KA383FROR	3/8" SAE Post Three Row Socket Tray	Electric Orange
KA383FRRD	3/8" SAE Post Three Row Socket Tray	Red
KA383METBK	3/8" Metric Post Three Row Socket Tray	Gloss Black
KA383METGN	3/8" Metric Post Three Row Socket Tray	Extreme Green
KA383METOR	3/8" Metric Post Three Row Socket Tray	Electric Orange
KA383METRD	3/8" Metric Post Three Row Socket Tray	Red



A263B



A288B



KTA500



BPSKTRLSTRY

Multi-Row Socket Trays

- Steel panel units have socket rails attached and a carrying handle

A263B Socket Holder

- Fits in top, below pallet
- For square drive tools to 4" deep
- Holds four 10-3/8" rows and two 3-1/2" rows of sockets
- Five-row organizer measures 10-1/8 x 8-1/4"
- (US Patent #5,284,245)

A288B Socket Holder

- Ten-row organizer measures 14-1/2 x 17-3/16"
- Two handles
- US Patent No. #5,284,245

KTA500 Multi-Row Socket Tray

- Holds up to 80 sockets in 1/4", 3/8" and 1/2" drive sizes
- Features one rail with (16) 1/4" drive clips, two rails with (16) 3/8" drive clips each and two rails with (16) 1/2" drive clips each
- Aligns sockets for fast, easy selection

- Use on roll carts and will fit into most roll cab/tool chest drawers
- Overall length of 20"
- 17-1/2" L x 7-9/16" W x 2-1/2" D
- Made of heavy gauge steel

BPSKTRLSTRY Four Rail Socket Tray

- Holds up to 80 sockets in 1/4, 3/8 and 1/2" drive sizes
- Four rails with (20) 1/4" drive clips, (30) 3/8" drive clips and (30) 1/2" drive clips
- Low-profile design to fit most drawer sizes
- Sturdy handle for either hanging or carrying the tray

BPSKTRLSTRYP Four Rail Socket Tray

- Holds up to 80 sockets in 1/4, 3/8, and 1/2" drive sizes
- Four rails with (20) 1/4" drive clips, (30) 3/8" drive clips, and (30) 1/2" drive clips
- Low-profile design to fit most drawer sizes
- Sturdy handle for either hanging or carrying the tray



• Images may be shown without actual warning labels
• Read safety precautions on pages W1 to W4

HAND TOOL ORGANIZATION



YA38HTD

Socket Driver Trays

YA38HTD Hex and TORX® Socket Driver Tray

- Organizes the most commonly used 3/8" drive hex and TORX® socket drivers
- Use only with chrome hand socket drivers
- Sizes are clearly indicated on the holder
- Stores SAE hex drivers in 1/8–3/8" range (1/8, 9/16, 5/8, 3/4, 7/8, 1, 1 1/8, 1 1/4, 1 1/2 and 1 3/4"), metric hex drivers in 4–10 mm range (4, 5, 6, 7, 8, 9 and 10 mm) and TORX® drivers from T27–T60 sizes (T27, T30, T40, T45, T47, T50, T55 and T60)
- Three open pockets for additional sockets
- Overall dimensions of 9-1/4 x 3-5/16 x 1/16"
- Made of durable, lightweight ABS plastic



LSR1213



LSR1406



LSR1412



LSR3812A

Socket Rails (with Quick Release Locking Clips) (Blue-Point®)

- Push button, spring loaded clips provide for quick, easy release of socket even with greasy hands
- Extruded aluminum socket rail for light weight and durability
- Detent ball at bottom of clip permits clip to be easily positioned on rail
- Rail also features laser engraved Snap-on® logo

Stock No.	Square Drive, inches	Clips	Rail Color	Overall Length, inches (mm)
LSR1213	1/2	13	Black	14 (355.6)
LSR1406	1/4	6	Black	7-3/8 (187.3)
LSR1412	1/4	12	Black	10 (254)
LSR3812A	3/8	12	Black	12 (304.8)



A267A



A271A

Socket Rails and Clips

Stock No.	Rail Length, inches (mm)	Clips
A265A	7-3/8 (187.3)	1/4" Drive
A267A	13-3/8 (339.7)	3/8" Drive
A270A	16-3/4 (425)	1/2" Drive
A271A	—	1/4" Drive (package of 25)
A272A	—	3/8" Drive (package of 25)
A273A	—	1/2" Drive (package of 25)
A274C	—	3/4" Drive (package of 25)

A265A Socket Rail and Socket Clips

- (12) 1/4" drive socket clips on a 7-3/8" rail

A267A Socket Rail and Socket Clips

- (14) 3/8" drive socket clips on a 13-3/8" rail

A270A Socket Rail and Socket Clips

- (15) 1/2" drive socket clips on a 16-3/4" rail

A271A Socket Clip

- 1/4" drive (25 pack)

A272A Socket Clip

- 3/8" drive
- 25 pack of socket clips

A273A Socket Clip

- 1/2" drive (25 pack)

A274C Socket Clip

- 3/4" drive (25 pack)



KA123814BK



KA123814GN



KA123814OR



KA123814PK



KA123814RD

Twist Lock Socket Rail Trays

- Comes with 1/2, 3/8 and 1/4" drive rails
- Three individual 18" socket rails mounted together in one tray (push button removal)
- Easy 1/8 turn to lock and unlock the socket on drive square
- Sockets are secure, even upside down, will hang vertically if required
- Overall dimensions of tray is 19-3/4 x 5-1/4"
- Snap-on® "S" on each of the three rails
- Made in USA

Stock No.	Color
KA123814BK	Gloss Black
KA123814GN	Extreme Green
KA123814OR	Electric Orange
KA123814PK	Pink
KA123814RD	Red



YA438B

Moveable Peg Socket Rails (Blue-Point®)

- 18" rails feature adjustable pegs to organize sockets
- Pegs can be stacked for extra storage
- Adhesive backed rail

YA425B Socket Rail (Blue-Point®)

- 1/4" square drive (20 pegs)

YA438B Socket Rail (Blue-Point®)

- 3/8" square drive (18 pegs)

YA450B Socket Rail (Blue-Point®)

- 1/2" square drive (14 pegs)



KMAGBIT37B



KMAGBIT37O



KMAGBIT37R



12MSWHLDR



14MSWHLDR



38MSWHLDR

Magnetic Hex Bit Holders/Rubber Base (Blue-Point®)

- Magnetic base affixes to any ferrous metal without scratching surface
- Bits will stay in holder even in upside down applications
- Nontransferable magnetic material will not magnetize tools or damage onboard automotive computers or other related circuitry
- Resists most shop chemicals
- Rubber base won't mar finishes
- Holds up to 37 bits
- Bits not included

KMAGBIT37B Magnetic Hex Bit Holder (Blue-Point®)

KMAGBIT37O Magnetic Hex Bit Holder (Blue-Point®)

KMAGBIT37R Magnetic Hex Bit Holder (Blue-Point®)

Magnetic Socket/Wrench Holders

- Socket holders manufactured with high-impact plastic (Nylon 66), which resists oil and grease
- Rail body made by intricate extruded aluminum (6063-T5), which is high strength and corrosion resistant
- Ball detent on socket holder permits socket to be easily and firmly positioned on rail
- Provides easy access and organization of sockets and wrenches
- Eight magnets (with protective foam covering) hold rail in place on any ferrous metal surface
- Designed for SAE and Metric sockets and wrenches
- 1/2" drive
- Socket holders/wrench clips replaceable if lost or broken

12MSWHLDR Magnetic 1/2" Socket/Wrench Holder

14MSWHLDR Magnetic 1/4" Socket/Wrench Holder

38MSWHLDR Magnetic 3/8" Socket/Wrench Holder

Magnetic Socket Holders (Blue-Point®)

- Magnetic base affixes to any ferrous metal without scratching surface
- Sockets will stay in holder even in upside down applications
- Nontransferable magnetic material will not magnetize tools or damage onboard automotive computers or other related circuitry
- Resists most shop chemicals
- Rubber base won't mark finishes

KMAG14SD26B Magnetic Socket Holder (Blue-Point®)

KMAG14SD26O Magnetic Socket Holder (Blue-Point®)

KMAG14SD26R Magnetic Socket Holder (Blue-Point®)

KMAG38D12B Magnetic Socket Holder (Blue-Point®)

KMAG38D12O Magnetic Socket Holder (Blue-Point®)

KMAG38D12R Magnetic Socket Holder (Blue-Point®)

KMAG38S12B Magnetic Socket Holder (Blue-Point®)

KMAG38S12O Magnetic Socket Holder (Blue-Point®)

KMAG38S12R Magnetic Socket Holder (Blue-Point®)

KMAG38SD24B Magnetic Socket Holder (Blue-Point®)

KMAG38SD24O Magnetic Socket Holder (Blue-Point®)

KMAG38SD24R Magnetic Socket Holder (Blue-Point®)



KMAG14SD26B



KMAG38D12O



KMAG38SD24R



BPMVSR12A



BPMVSR14A



BPMVSR38A



MR1426



MR3828BL

Magnetic Vertical Socket Rails

- View socket sizes quickly and easily with these new magnetic vertical socket rails
- Magnet backing (with protective foam covering) allows sockets to be attached to any metal surface
- Allows sockets to be placed on rack so size is visible
- Posts replaceable if lost or broken
- Can be laid down flat in drawer if necessary

BPMVSR12A Magnetic Vertical Socket Rail

BPMVSR14A Magnetic Vertical Socket Rail

BPMVSR38A Magnetic Vertical Socket Rail

Magnetic Socket Trays

- Hold metric or fractional sockets in these molded ABS plastic trays
- Handle for easy movement to job sites

MR1426 Magnetic Socket Tray

MR1426BL Magnetic Socket Tray

MR3828 Magnetic Socket Tray

MR3828BL Magnetic Socket Tray



• Images may be shown without actual warning labels
• Read safety precautions on pages W1 to W4

HAND TOOL ORGANIZATION



A277

Crowfoot Wrench Holder

A277 3/8" Crowfoot Holder

- Organize and store your crowfoot wrenches
- Two-piece design snaps apart for access to desired size
- 8-3/4" long



KRA15A



KRA22A

Wrench Organizers

Includes a pair of 24" long plastic organizers. Cut to desired length and attach to any drawer with foam backing.

KRA15A Wrench Organizer

KRA22A Wrench Organizer



BPM14MWH



BPS14MWH



MAGRAK10R



WRM10

Magnetic Wrench Organizers

BPM14MWH Magnetic Metric Wrench Holder

- Holds sizes 8–21 mm wrenches
- Strong magnets secure wrenches in place during movement
- Entire unit is magnetized to hold rack to drawer
- Can be used in as small as a 2" deep drawer
- Black

BPS14MWH Magnetic SAE Wrench Holder

- Holds sizes 1/4–1" wrenches
- Strong magnets secure wrenches in place during movement
- Entire unit is magnetized to hold rack to drawer
- Can be used in as small as a 2" deep drawer
- Blue

MAGRAK10 Magnetic Wrench Organizer (Blue-Point®)

- 10 angular slots provide storage for most wrenches
- A ridge at the base prevents wrenches from contacting tool storage surfaces
- Mount magnetically for instant wrench access
- Black

MAGRAK10R Magnetic Wrench Organizer (Blue-Point®)

- Red

WRM10 Adjustable Wrench Organizer (Blue-Point®)

- Holds ten wrenches
- Adjusts to hold a variety of wrench sizes
- Magnets secure individual wrenches to rack
- Individual magnets hold each wrench securely at its center, allowing easy one-hand removal
- Magnetic holders slide on aluminum rail to adjust wrench spacing
- Base magnets secure the wrench rack to tool storage unit or other ferrous metal surfaces
- Base is made of non-scratch, heavy duty anodized aluminum
- Red

WRM15 Adjustable Wrench Organizer (Blue-Point®)

- Holds 15 wrenches
- Adjusts to hold a variety of wrench sizes
- Magnets secure individual wrenches to rack
- Individual magnets hold each wrench securely at its center, allowing easy one-hand removal
- Magnetic holders slide on aluminum rail to adjust wrench spacing
- Base magnets secure the wrench rack to tool storage unit or other ferrous metal surfaces
- Base is made of non-scratch, heavy duty anodized aluminum
- Red



KA381SG15BK



KA381SG15OR



KA384SSG10GN



KA389SG15PK

Soft Grip Wrench Racks

- Specifically designed to hold up to 15 Snap-on® wrenches
- Wrench size is clearly visible on rack
- Fits 2" deep KRL drawers and most 2" deep KRA drawers
- Retaining tabs for convenient vertical mounting or carrying

KA381SG15BK 15 Wrench Rack

KA381SG15GN 15 Wrench Rack

KA381SG15OR 15 Wrench Rack

KA381SG15PK 15 Wrench Rack

KA381SG15RD 15 Wrench Rack

KA384SSG10BK 10 Midget Wrench Rack

KA384SSG10GN 10 Midget Wrench Rack

KA384SSG10OR 10 Midget Wrench Rack

KA384SSG10PK 10 Midget Wrench Rack

KA384SSG10RD 10 Midget Wrench Rack

KA389SG15BK Reverse 15 Wrench Rack


KA389SG15GN Reverse 15 Wrench Rack

KA389SG15OR Reverse 15 Wrench Rack

KA389SG15PK Reverse 15 Wrench Rack

KA389SG15RD Reverse 15 Wrench Rack

HAND TOOL ORGANIZATION



Pliers Organizers

- Organizes a wide range of pliers, also handles large wrenches
- Non slip molded rubber base is contoured to hold tool in place
- Colors only available through Snap-on with Snap-on logo on both sides of each tray

KAPL10 10" Plier Organizer


KAPL10GN 10" Plier Organizer

KAPL10OR 10" Plier Organizer

KAPL10PK 10" Plier Organizer

KAPL10RD 10" Plier Organizer

KAPL10X3 10" Plier Organizer (3 Pack)



Wrench Organizers (Blue-Point®)

- The wrench holding tabs on the YA389 series are the reverse of the YA381 series so 2 or more sets can be stored side by side with all wrenches facing forward
- 6 1/4" x 2 1/2" x 9 1/2" long

YA381A Wrench Organizer (Blue-Point®)

YA381ABL Wrench Organizer (Blue-Point®)

YA381FRA SAE Wrench Rack (Blue-Point®)

YA381MET Metric Wrench Rack (Blue-Point®)

YA389A Reverse Tooth Wrench Organizer (Blue-Point®)

YA389ABL Reverse Tooth Wrench Organizer (Blue-Point®)

MAGNETIC ACCESSORIES



Magnetic Bar Tool Holders

Magnet holds tools for easy access

MAGWRENCH Magnetic Bar Tool Holder (Blue-Point®)

- Industrial strength magnets keep it secured to a metal surface
- Holds tools for quick and easy access
- Chrome-plated steel bar with chrome-plated nylon ends
- Overall size is 20" (with approximately 12" of magnetic holding space)

YA161 24" Long Magnetic Bar Tool Holder


- Magnet holds tools for easy access
- Black finish, 24" long

YA162 13" Long Magnetic Bar Tool Holder

- Magnet holds tools for easy access
- Black finish, 13" long

YA209 24" Long Magnetic Bar Tool Holder

- Magnet holds tools for easy access
- Chrome finish, 24" long



Magnetic Electronic Device EZ-mount


ACYMAGAUTOKT E-Z Mount Magnetic Auto Kit

ACYMAGPED E-Z Mount Pedestal Stand

ACYMAGSMBALL E-Z Mount Add on Small Ball

ACYMAGTLBXKT E-Z Mount Magnetic Tool Box Kit

ACYMAGVENT E-Z Mount Automotive Vent Ball Add-On



Magnetic Panels

- Magnetic base attaches to riser, tool box, cart, creeper or any ferrous surface in seconds
- Tools are easily positioned on the magnetic panel
- Ideal for holding fasteners during removal and assembly operations
- High strength magnets
- Made from 16 gauge steel. 3/16" thick
- Will not magnetize tools

KAMM1212 12 x 12" Magnetic Panel (Blue-Point®)

KAMM122 Magnetic Panel (Blue-Point®)

KAMM126 Magnetic Panel (Blue-Point®)

KAMM612 Magnetic Panel (Blue-Point®)



• Images may be shown without actual warning labels
• Read safety precautions on pages W1 to W4

MAGNETIC ACCESSORIES



Magnetic Trays and Dishes

Magnetic Holders and Parts Trays

- Ideal for use on side of toolbox or service cart
- Attaches to any flat metal surface
- Holds tools and fasteners magnetically, magnetic bottom

BLPMP10A Magnetic Parts Tray

BLPMP12A Magnetic Parts Tray

BLPMP6A Magnetic Parts Tray

BLPMP8A Magnetic Parts Tray

BLPMP12A 4 pc Magnetic Parts Trays

(6, 8, 10 and 12") (Blue-Point®)

BPMST135 13-1/2" Magnetic Storage Tray (Blue-Point®)

KADM21X71BK Magnetic Parts/Disassembly Tray

KADM21X71GN Magnetic Parts/Disassembly Tray

KADM21X71OR Magnetic Parts/Disassembly Tray

KADM21X72BK Magnetic Parts/Disassembly Tray

KADM21X72GN Magnetic Parts/Disassembly Tray

KADM21X72OR Magnetic Parts/Disassembly Tray

KADM21X73BK Magnetic Parts/Disassembly Tray

KADM21X73GN Magnetic Parts/Disassembly Tray

- Fits 2" and deeper drawers found in all Snap-on® tool storage product
- 21 X 7" to fit 3-wide in Masters and EPIQ drawers

KADM21X73OR Magnetic Parts/Disassembly Tray

KAMPT12X6BLK Magna Panel Tray

KAMPT12X6G Magna Panel Tray

KAMPT12X6O Magna Panel Tray

KAMPT12X6R Magna Panel Tray

KAMPT16X8BLK Magna Panel Tray

KAMPT16X8G Magna Panel Tray

KAMPT16X8O Magna Panel Tray

KAMPT16X8R Magna Panel Tray

KAMPTPAK 8 pk Large/Small Magna Panel Trays

MRB10A Magnetic Tray (Blue-Point®)


MRB12A Magnetic Tray (Blue-Point®)

MRB15A Magnetic Tool Tray

MRB5A Magnetic Bowl (Blue-Point®)

MRPB10MP5 Magnetic Dish (5 pack) (Blue-Point®)

DRAWER ORGANIZATION



KAD16X10GN

KAD16X10BK

Drawer Organizer Trays

- Fits 2" deep drawers (11 x 16 x 1-1/4")
- High strength plastic

KAD16X10BK 10 Compartment

Drawer Organizer Tray (16 x 10")

KAD16X10GN 10 Compartment

Drawer Organizer Tray (16 x 10")

KAD16X10OR 10 Compartment

Drawer Organizer Tray (16 x 10")

KAD16X10PK 10 Compartment

Drawer Organizer Tray (16 x 10")

KAD16X10RD 10 Compartment

Drawer Organizer Tray (16 x 10")



KAD16X10OR



KAD16X10PK



KAD16X10RD



SPP804-1

SPP804-2

Parts Tray Drawer Inserts

- Lightweight but tough reinforced polymer construction
- Each compartment has an area for labeling, if desired
- Use in tool drawers or cart to organize fasteners, clips, etc
- Fits into a 2" narrow drawer, such as on KRL722, KRA2411 and KRA2418 models

SPP804-1 Parts Tray

SPP804-2 Parts Tray

Magnetic Nut Holder

YA207 Nut Holder

- Flexible stainless-steel body with pivoting magnetic head clips onto open-end and box end wrenches
- Holds nut on sizes 3/8" 3/4" (10 mm 19 mm)



YA207

MAGNETIC ACCESSORIES



BLP2CANHLDR



BLP3CANHLDR



BLPPTHDR

Magnetic Can/Bottle Holders (Blue-Point®)

BLP2CANHLDR Magnetic Can/Screwdriver Holder (Blue-Point®)

- Ideal for use on side of tool box or service cart
- Holds two spray cans and five screwdrivers
- Spray can slot is 3" diameter
- Six powerful cushioned magnets resist surface scratching
- Heavy gauge 0.80 mm black powder coated steel construction
- Weight: 1.92 lb
- Dimensions: 5" W x 8.5" L x 5.12" H

BLP3CANHLDR Magnetic Can/Screwdriver Holder (Blue-Point®)

- Holds (3) spray cans and (7) screwdrivers
- Spray can slot is 3" diameter
- Eight powerful cushioned magnets resist surface scratching
- Heavy gauge 0.80 mm black powder-coated steel construction
- Ideal for use on side of toolbox or service cart
- Weight: 2.62 lb
- Dimensions: 5" W x 11.75" L x 5.12" H


BLPPTHDR Magnetic Roll Towel Holder (Blue-Point®)

- Ideal for use on side of toolbox or service cart
- Holds roll of shop towels (set of two holders)
- Powerful cushioned magnet resists surface scratching
- Heavy gauge 0.80 mm black powder-coated steel construction
- Weight: 1.38 lb Dimensions: 4" W x 5-1/8" L x 3-1/4" H (each piece)

Flexible Magnetic Strip

KRDDMAG130 Flexible Magnetic Strip

- Magnetic, adhesive-backed strip allows easy drawer divider attachment
- 1" wide, 30' long



KRDDMAG130

Magnetic Tool Silhouettes

KRSA30 Magnetic Tool Silhouettes

- (30) 1 x 1-1/2" magnetic tool silhouettes
- Apply anywhere on tool storage unit to visually aid in tool organization
- Magnetic; leaves no sticky adhesive



KRSA30

DRAWER ORGANIZATION

Plastic Drawer Dividers

KRA17B Drawer Divider

- Partition drawers by cutting divider to desired length
- Attach to drawer with foam backing
- 24" long

KRA27B Drawer Divider

- Same as KRA17B
- 31" long



KRA17B



KRA27B



• Images may be shown without actual warning labels
• Read safety precautions on pages W1 to W4

DRAWER ORGANIZATION



KADDS2404

Steel Drawer Dividers

- Designed to be used in all EPIQ, KRL Masters Series (24 and 29" deep), Classic Series (24" deep) and KRA6200 Series road chests
- Simply place the side edges and front/back edges around the perimeter of the drawer and then locate middle dividers and divider tabs wherever they are needed (in 3, 5, 7, 10 and 15" width increments)
- Made from galvanized steel
- Additional individual components for KRL1000 and KRL7000 Series (29" deep) available at www.snapon.com/toolstorage

KADDS2402 2" Drawer Divider Kit

- Tool storage dividers for the Masters and Classic series
- Designed to be used in all KRL Masters series (24 and 29" Deep), Classic series (24" Deep) and KRA6200 series road chests
- Made from galvanized steel
- Simply place the side edges and front/back edges around the perimeter of the drawer and then locate middle dividers and divider tabs wherever they are needed (in 3, 5, 7, 10 and 15" width increments)
- Use on KRA2407, KRA2411, KRA2418, KRL722, KRL756 roll cabs series, KRA6200 and KRA6210 road chest series

KADDS2404 4" Drawer Divider Kit

- Tool storage dividers for the Masters and Classic series
- Designed to be used in all KRL Masters series (24 and 29" Deep), Classic series (24" Deep) and KRA6200 series road chests
- Made from galvanized steel
- Simply place the side edges and front/back edges around the perimeter of the drawer and then locate middle dividers and divider tabs wherever they are needed (in 3, 5, 7, 10 and 15" width increments)
- Use on KRA2407, KRA2411, KRA2418, KRL722 and KRL756 roll cabs series

KADDS2902 Steel Drawer Divider Set

- Use on Masters or Classic series wide, 2" high drawers (29" roll cab depth)
- Set includes four perimeter rails, three front-to-back rails and eight individual dividers

KADDS2904 Steel Drawer Divider Set

- Perimeter rails with adjustable slots fit around the inside wall of the drawer
- Width and length of spaces offer a wide range of adjustment with a variety of divider widths
- Made from galvanized steel
- Use on masters/classic wide/4" high drawers (29" roll cab depth)
- Includes (4) perimeter rails, (3) front to back rails and (8) individual dividers

KADDS3022 Steel Drawer Divider Set

- Use on 20" wide, 2" high EPIQ drawers
- Set includes four perimeter rails, two front-to-back rails and six individual dividers

KADDS3024 Steel Drawer Divider Set

- Use on 20" wide, 4" high EPIQ drawers
- Set includes four perimeter rails, two front-to-back rails and six individual dividers

KADDS3032 Steel Drawer Divider Set

- Use on 30" wide, 2" high EPIQ drawers
- Set includes four perimeter rails, three front-to-back rails and eight individual dividers

KADDS3034 Steel Drawer Divider Set

- Use on 30" wide/4" high EPIQ drawers
- Set includes (4) perimeter rails, (2) front to back rails and (8) individual dividers

KADDS3822 Steel Drawer Divider Set

- Use on 38" wide, 2" high EPIQ drawers
- Set includes (4) perimeter rails, (2) front-to-back rails and (6) individual dividers

KADDS3844 Steel Drawer Divider Set

- Use on 38" wide, 4" high EPIQ drawers
- Set includes (4) perimeter rails, (2) front-to-back rails and (6) individual dividers

KADDSN2402 Steel Drawer Divider Set

- Use on Masters or Classic series narrow, 2" high drawers (24" roll cab depth)
- Set includes (4) perimeter rails, (2) front-to-back rails and (9) individual dividers

KADDSN2404 Steel Drawer Divider Set

- Use on Masters or Classic series narrow, 4" high drawers (24" roll cab depth)
- Set includes (4) perimeter rails, (2) front-to-back rails and (9) individual dividers

KADDSN2902 Steel Drawer Divider Set

- Use on Masters or Classic series narrow, 2" high drawers (29" roll cab depth)
- Set includes (4) perimeter rails, (2) front-to-back rails and (9) individual dividers

KADDSN2904 Steel Drawer Divider Set

- Use on Masters or Classic series narrow, 4" high drawers (29" roll cab depth)
- Set includes (4) perimeter rails, (2) front-to-back rails and (9) individual dividers

LOCKERS AND END CABS/CLASSIC SERIES



KA2473PBO



KA2473PDG



KA2473PJJ

KA2473 Series Locker Toppers

- Add extra storage space on top of your locker
- Even out the height of your locker to workcenter or top chest
- Mounting holes in the back panel for power strip to charge your power tools or plug in a radio
- Rubber mat and hardware included
- Use on KRA2403 Classic Series lockers

KA71273 Series Locker Toppers

- Rubber mat and hardware included
- Use on KRL712 Master Series lockers



Stock No.	Stock No.	Color
KA2473PBO	KA71273PBO	Red
KA2473PC	KA71273PC	Black
KA2473PCM	KA71273PCM	Royal Blue
KA2473PDG	KA71273PDG	Midnight Blue
KA2473PES	KA71273PES	Yellow
KA2473PJH	KA71273PJH	Candy Apple Red
KA2473PJJ	KA71273PJJ	Extreme Green
KA2473PJK	KA71273PJK	Electric Orange
KA2473PKS	KA71273PKS	Arctic Silver
KA2473PM	KA71273PM	Cranberry
KA2473POT	KA71273POT	Flat Black
KA2473PU	KA71273PU	White

Color Logo “S” Floor Mats

- “S” logo graphics on the floor mat are color coded to match the color of the tool box
- Anti-fatigue cushioned floor mat – 36” W x 54” L
- Floor mat eases lower back stress and leg and foot discomfort from prolonged standing on hard surfaces
- Floor mat resists most shop chemicals and provides a sure footing surface

Stock No.	Size, inches	Color
JKAFM3654CAS	36 x 54	Candy Apple Red
JKAFM3654EGS	36 x 54	Extreme Green
JKAFM3654EOS	36 x 54	Electric Orange
JKAFM3654RBS	36 x 54	Royal Blue
JKAFM3654RDS	36 x 54	Red
JKAFM3654PKS	36 x 54	Pink



JKAFM3654CAS



JKAFM3654RBS



JKAFM3654EGS

Anti-Fatigue Diamond Plate Floor Mats

- Skid resistant chrome diamond plate mat surface
- Flexible anti-fatigue material with extra padding
- Durable, easy to clean and damage resistant

Stock No.	Size, inches
JKAFM3636DP	36 x 36
JKAFM3648DP	36 x 48
JKAFM3654DP	36 x 54
JKAFM3660DP	36 x 60
JKAFM3672DP	36 x 72
JKAFM36102DP	36 x 102
JKAFM36120DP	36 x 120



JKAFM36102DP

Cushioned Floor Mats

- Exceptional anti-fatigue properties
- Eases lower back stress and leg and foot discomforts from prolonged standing on hard surfaces
- Under padding hugs the smoothest floor surfaces to prevent mat slippage
- Skid resistant diamond plate mat surface provides sure footing
- Mat resists most shop chemicals
- Graphics are inlaid PVC for greater wear resistance

Stock No.	Color	Size, inches
JKAFM2436BK	Black/Red	24 x 36
JKAFM2436BR	Black/Red	24 x 36
JKAFM2448BK	Black/Red	24 x 48
JKAFM2448BR	Black/Red	24 x 48
JKAFM2460BK	Black/Red	24 x 60
JKAFM2460BR	Black/Red	24 x 60
JKAFM2472BK	Black/Red	24 x 72
JKAFM2472BR	Black/Red	24 x 72
JKAFM3636BK	Black/Red	36 x 36
JKAFM3636BR	Black/Red	36 x 36
JKAFM3648BK	Black/Red	36 x 48
JKAFM3648BR	Black/Red	36 x 48

Stock No.	Color	Size, inches
JKAFM3660BK	Black/Red	36 x 60
JKAFM3672BK	Black/Red	36 x 72
JKAFM3672BR	Black/Red	36 x 72
JKAFM3676BK	Black/Red	36 x 76
JKAFM3676BR	Black/Red	36 x 76
JKAFM3684BK	Black/Red	36 x 84
JKAFM3684BR	Black/Red	36 x 84
JKAFM3660BR	Black	36 x 60
JKAFM2436GY	Grey/Black	24 x 36
JKAFM2448GY	Grey/Black	24 x 48
JKAFM2460GY	Grey/Black	24 x 60
JKAFM2472GY	Grey/Black	24 x 72



JKAFM2436BK



JKAFM2448BR



JKAFM2460GY

Kneeling Mats

MAT13PK 5-Pack Kneeling Mats (8-1/2 x 13 x 1-1/8" thick)

- Cushioned floor mat can help reduce fatigue, protect clothing and increase comfort
- Multi-layered closed foam construction is durable and tear-resistant
- Resistant to most shop chemicals
- Measures 8-1/2 x 13 x 1-1/8" thick
- Only available in a package of five

MAT19PK Kneeling Mat

- Kneeling mat is constructed from three layers of high density foam for comfort
- Black with Snap-on® logo
- Handle for ease of carrying
- Only available in a package of five

MAT38PK 5-Pack Kneeling Mat

- Cushioned creeper mat can be used on a creeper or on the floor
- Multi-layered foam construction is durable and tear-resistant
- Resistant to most shop chemicals
- Measures 15-3/4 x 38-1/2 x 1-1/8" thick
- Only available in a package of five



MAT13PK



MAT38PK



• Images may be shown without actual warning labels
 • Read safety precautions on pages W1 to W4

MISCELLANEOUS ACCESSORIES



SS2201A



SS2753A



SS2232A



SS2937A



SS2440B



SS3265A



SS2442B




SS3266A

Logo and Racing Decals

(Background is not a part of decal.) Logo and racing decals show customers that you use the best while supporting Snap-on® Racing™ programs.

Stock No.	Color	Suggested Tool Storage Unit Color	Size, inches
SS2201A	White	Red	13 x 8-1/2
SS2231A	Silver	Black	23 x 4
SS2232A	Black	Red	24 x 4
SS2240A	Black	Red	13 x 8-1/2
SS2241A	Silver	Black	13 x 8-1/2
SS2440B	White/Black	Black	17 x 6
SS2441B	White/Red	Red/Green	17 x 6
SS2442B	White/Blue	Blue	17 x 6
SS2443B	Black	Yellow/Orange	17 x 6
SS2751A	White	Black	43 x 8
SS2752A	Black	Red	43 x 8
SS2753A	Silver	Black	43 x 8
SS2808A	Red	Black	23 x 4
SS2809A	Red	Black	43 x 8
SS2810A	Red	Black	13 x 8-1/2
SS2935A	White	Black	23 x 15
SS2936A	Silver	Black	23 x 15
SS2937A	Black	Red	23 x 15
SS2938A	Red	Black	23 x 15
SS3262A	White	Black	36 x 12
SS3265A	Black	Red	36 x 12
SS3266A	White	Black	23 x 4



KRBL4



8-27336A



ML1A



ML1504DA

Locking Bars

Serve as a secondary locking system when ultimate protection is called for. Padlock must be purchased separately. Hardware included.

KRBL2 Lock Bar

- 32" long
- For use on KRL722, KRA2422 and KRA2411

KRBL4 Lock Bar

- 36-13/32"
- For use on KRL1022 and KRL1023

KRABL2 Lock Bar

- 32" long
- For use on all KRA Series Roll Cabs except KRA2400 series

8-27336A Lock Bar

- Fits all Heritage and Blue-Point® hinged manual lock bars
- Secondary lock system uses padlock for extra security (not included)

Padlocks

Master Lock® padlocks. Brass cylinders, nickel/silver pin tumblers and brass locking levers for maximum locking protection.

ML1A Padlock

- 1-3/4" steel case, 5/16" diameter

ML3A Padlock

- 1-1/2" steel case, 9/32" diameter

ML7A Padlock

- 1-1/4" steel case, 3/16" diameter

ML1504DA Combination Padlock

- Case hardened 9/32" steel shackle offers protection against cutting and sawing
- Secure three-digit combination
- Automatic locking lever

Accessory Box

KRA444A Accessory Box

- Lockable box mounts inside roll cab or tool chest for protection of valuables
- 8-1/4 x 4-3/4 x 1-1/4"
- Requires 2" minimum drawer depth



KRA444A

KRA444APV Accessory Box

- Same as KRA444A with black textured finish

Floor Lock Kit

- For roll cabs that require better roll cab immobilization

KRFL6AR Adjustable Floor Lock Kit

- For KRL Masters series
- 29" deep, 54" wide and larger



KRFL6AR

Keychain

GA155A Keychain (Blue-Point®)

- Spring retractable, 24" chain
- Clips onto belt or pocket



GA155A

Step Stools

KASS13 Step Stool/Seat

- Versatile step stool, seat and storage unit all in one
- Holds up to 305 lb and has non-skid rubber grommets for stability
- Large interior storage capacity with built-in tote tray
- Has a handle for mobility that folds flat when used as a stool
- 13" H x 22" W x 15" D



KASS13

Cleaning Supplies

KACKCLEANER Cleaner/Degreaser

- Safely remove grease, dirt, oil, fingerprints and more
- 16 oz



KACKCLEANER

KACKFLTCLNR Matte and Flat Finish Cleaner/Degreaser

- Safely remove grease, dirt, oil, fingerprints and more
- Cleans without adding a shine to the flat/matte surface
- 16 oz

KACKSPDWAXX Speed Wax

- Bring back the shine, and resist water spots, dust, fingerprints and grease
- 16 oz

KACKLQDPLSH Liquid Polish

- Safely clean, polish and protect stainless-steel and anodized aluminum
- 7.6 oz

KACKMCFIBER1 Microfiber Cloth

- Microfiber cloth is machine-washable, lint-free and can be used wet or dry
- 16 x 16"

KACKMCFIBER4 4 Pack Microfiber Cloth

- Microfiber cloth is machine-washable, lint-free and can be used wet or dry
- Each cloth is 16 x 16"

KACKCAREKIT 4 pc Premium Care Kit

- Safely remove grease, dirt, oil, fingerprints and more with the cleaner/degreaser
- Bring back the shine and resist water spots, dust, fingerprints and grease with the speed wax
- Safely clean, polish and protect stainless-steel and anodized aluminum with the liquid polish
- Microfiber cloth is machine-washable, lint-free and can be used wet or dry
- Kit includes (1) 1.7 oz bottle of spray cleaner, (1) 1.7 oz bottle of liquid polish, (1) 3.4 oz bottle of speed wax and (1) 16 x 16" microfiber cloth



KACKCAREKIT

TOOL STORAGE MAINTENANCE

Heavy Duty Brass Locks

- Can be used to replace all Snap-on® round key (K-Series) locks
- Replace standard locks subject to abnormal usage, exposure to shop fluids or extreme temperature and humidity fluctuations
- Ideal for multishift/user situations
- Hard brass cylinder plug for a longer life cycle
- Highly finished brass cylinder plug for smoother operation
- More secure retention in the tool storage unit
- Tested to operate smoothly over 25,000 cycles
- 200 different cylinder plugs available as replacement items



K7HLA



K2HLA

K1HLA Heavy Duty Brass Lock

- One lock assembly with two keys

K2HLA Heavy Duty Brass Lock

- Two keyed-alike lock assemblies with two keys

K3HLA Heavy Duty Brass Lock

- Three keyed-alike lock assemblies with three keys

K4HLA Heavy Duty Brass Lock

- Four keyed-alike lock assemblies with four keys

K5HLA Heavy Duty Brass Lock

- Five keyed-alike lock assemblies with five keys

K6HLA Heavy Duty Brass Lock

- Six keyed-alike lock assemblies with six keys

K7HLA Heavy Duty Brass Lock

- Seven keyed-alike lock assemblies with seven keys



• Images may be shown without actual warning labels
• Read safety precautions on pages W1 to W4

TOOL STORAGE MAINTENANCE



K1LA

Lock Assemblies

- High security tubular tool storage locks with rotating collars are harder to pick and are more resistant to vandalism
- Key alike any number of Snap-on® tool storage units
- Older units can be converted to this new style lock
- Each lock has an individual combination
- Lock kits include mounting nut and lock washer

K1LA Tubular Lock Assembly

- One lock assembly with two keys

K2LA Tubular Lock Assembly

- Two keyed-alike lock assemblies with two keys

K3LA Tubular Lock Assembly

- Three keyed-alike lock assemblies with three keys

K4LA Tubular Lock Assembly

- Four keyed-alike lock assemblies with four keys

K5LA Tubular Lock Assembly

- Five keyed-alike lock assemblies with five keys

K6LA Tubular Lock Assembly

- Six keyed-alike lock assemblies with six keys

K7LA Tubular Lock Assembly

- Seven keyed-alike lock assemblies with seven keys



REP12A



PN1286308



PN286308

Touch-up Paint

Color	1/2 oz. Bottle Stock No.	12 oz. Spray Can Stock No.	PPG Powder Number	PPG Ditzler Wet Spray Number
Red	PN2-83408	REP12A	AR320 Resin	73504
Gloss Black	PN2-84208	PN12-84208	PCU-90200	9895 (9300)
Black (Textured)	PN12-84908		PCU-90106	9817
Royal Blue	PN286308	PN1286308	PCU-50134	19026
Cranberry	PN2-84508	PN12-84508	PCU-60139	51797
Ultra Yellow	PN2-87808	PN12-87808	PCU-30115	84199
Green Mica	PN286708	PN1286708	PCU-43100	47767
Deep Purple	PN2-87408	PN12-87408	PCU-60122	52560
Candy Apple Red	PN2-809508A	PN12-809508A	PCU-60137	902979
Electric Orange	PN2-809908A	PN12-809908A	PCU-30132	90621
Arctic Silver	PN2-810208A	PN12-810208A	PCU-73120	910517
Extreme Green	PN2-809808A	PN12-809808A	PCU-40134	906120
Tractor Green	PN2-85308	PN12-85308	PCU-40400	47403
White	PN285208	PN1285208	PCU-80103	91207
Midnight Blue	PN2-87308	PN12-87308	PCU-50117	191009
Flat Black	PN2-811308A	PN12-811308A	PCUP-90105	—
Clear	PN2-CLEAR	PN12-CLEAR	—	—

HAND TOOL ORGANIZATION



TCK1827BBR



TCK4020BUY

Tool Control Kits

- Custom design and organize your tool drawers
- Each kit contains 6 self adhesive sheets of top and base material, 1 cutting tool and 1 roll of tracing paper
- Top is 1/2" thick, base is 1/8" thick

TCK1827BBR Tool Control Kit

- Black Over Red, 18 x 27"

TCK1827BUY Tool Control Kit

- Royal Blue Over Yellow, 18 x 27"

TCK3627BBR Tool Control Kit

- Black Over Red, 36 x 27"

TCK3627BUY Tool Control Kit

- Royal Blue Over Yellow, 36 x 27"

TCK4020BBR Tool Control Kit

- Black Over Red, 40 x 20"

TCK4020BUY Tool Control Kit

- Royal Blue Over Yellow, 40 x 20"

HAND TOOLS

OVERVIEW	98
1/4" DRIVE	100
3/8" DRIVE	135
1/2" DRIVE	182
3/4" DRIVE	211
1" 1-1/2" 2-1/2" DRIVE	220
WRENCHES	231
TORQUE	275
SCREWDRIVERS	304
PLIERS	335
PUNCHES, CHISELS, HAMMERS	352
GENERAL HAND TOOLS	361
SET BUILDING	440



“The employees here have
a passion for the tools.
I know I do.”

Jacob Gunia
Milwaukee, WI Plant



**IT TAKES
ACTUAL HANDS
TO MAKE HAND TOOLS
THIS SPECIAL.**

Creating the world's most innovative, durable hand tools requires more than the finest raw materials. It also takes the finest raw talent. At Snap-on®, our manufacturing specialists take their jobs as seriously as you do. If each tool passes their muster, you can be assured that it'll pass yours, too.

Constant improvement for consistent performance.

Even though our hand tools already set the industry standard, we never stop looking for ways to make them even better. More comfortable. More durable. More productive. Because every improvement we make also helps you improve your own skills.



FLANK DRIVE® WRENCHING SYSTEM

Our Flank Drive® Wrenching System contacts the fastener flats to add up to 15–20% more torque, while also preventing the rounding of fasteners.



FLANK DRIVE® PLUS

Providing more flat-to-flat contact with fasteners, this feature delivers far more turning power than conventional open-end and box-end wrenches.



DUAL 80° TECHNOLOGY

An exclusive Snap-on® advantage, Dual 80° Technology features dual pawls and up to an 80-tooth gear for a smaller ratcheting arc and more power in less lateral space.



VECTOREDGE CUTTERS AND TALON GRIP™ PLIERS

In addition to offering greater comfort and leverage, our cutters and pliers provide cleaner cuts and more pulling power — day after day, year after year.



TECHANGLE® TORQUE WRENCH

Featuring advanced technology, our TechAngle® wrench is the most accurate way to achieve torque and angle-tightening sequences.



STRONG AND ENDURING

Our hand tools last longer because they're forged from special steel containing a higher alloy content than many other tool makers use.



PRECISE FIT

Our exacting manufacturing tolerances ensure a tight fit to fasteners, reducing the chance of slippage or damage.



ACCESSIBILITY

As parts in today's vehicles get harder to access, Snap-on continues to design tools that let you reach the tightest spots.



BREADTH OF LINE

As you'll see on the following pages, if you need it, we manufacture it. No one offers the depth and range of hand tools that we do.

When you're working in tight spots, the smallest details in tools can make a big difference. Our 1/4" drive tools are specifically designed to help you access hard-to-reach areas with greater ease. Because you can't fix what you can't reach.

THE TOOLS TO REACH FOR, WHATEVER YOU NEED TO REACH.

Features like a low-profile design help our 1/4" ratchets, sockets and extensions get to places other tools can't. Our exclusive Wobble Plus extensions provide 16° of additional accessibility. Once you reach the fasteners, our Dual 80° Technology ratchets and Flank Drive® sockets provide advantages like a smaller ratcheting arc and up to 20% more torque — while preventing the rounding of fasteners.

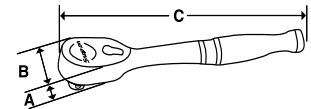




Dual 80® Technology Ratchets

Stop, Turn and Listen. A smoother, stronger ratchet. Try them to believe them. Dual 80® Technology Ratchets Feature:

- 72-tooth gear
- Six teeth in contact with gear to provide strength and durability
- Up to 25% less ratcheting arc to engage the next gear tooth
- Sealed head keeps dirt and other contaminants out of the head mechanism



Stock No.	Description (Chart)	Gear Teeth	Swing Arc	A	B	C	Repair Kit	Replacement Coverplate	Joint Repair Kit	Replacement Grip	Locking Mechanism Repair Kit
GT72	Standard Handle Industrial	72	5	7/16	15/16	4-7/16	RKRT72A	T72-2	-	-	-
T72	Standard Handle	72	5	7/16	15/16	4-7/16	RKRT72A	T72-2	-	-	-
TF72	Standard Handle Flex Head	72	5	7/16	15/16	6-1/4	RKRT72A	T72-2	RKRT841JT	-	-
THL72	Long Red Soft Grip Handle	72	5	7/16	15/16	6-7/8	RKRT72A	T72-2	-	TH936-12_	-
THLF72	Long Red Soft Grip Handle Flex Head	72	5	7/16	15/16	8-1/4	RKRT72A	T72-2	RKRT841JT	TH936-12_	-
THLL72	Extra Long Red Soft Grip Handle	72	5	7/16	15/16	9-3/4	RKRT72A	T72-2	-	TH936-12_	-
THLLF72	Extra Long Red Soft Grip Handle Flex Head	72	5	7/16	15/16	12-13/32	RKRTLLF72A	TLLF72-2	RKRT841JT	TH936-12_	-
THLX72	Long Red Soft Grip Handle Locking Flex Head	72	5	7/16	15/16	8-1/4	RKRT72A	T72-2	RKRT841JT	TH936-12_	RKRT841LM
TL72	Long Handle	72	5	7/16	15/16	6-1/2	RKRT72A	T72-2	-	-	-
TLL72	Extra Long Handle	72	5	7/16	15/16	9	RKRT72A	T72-2	-	-	-
TLLF72	Extra Long Handle Flex Head	72	5	7/16	15/16	10-1/2	RKRTLLF72A	TLLF72-2	RKRT841JT	-	-
TX72	Standard Handle Locking Flex Head	72	5	7/16	15/16	6-1/4	RKRT72A	T72-2	RKRT841JT	-	RKRT841LM
TXM72	Standard Handle Locking Flex Bit Driver	72	5	7/16	15/16	6-1/4	-	-	-	-	-

ASME®/ANSI® B107.10

*Uses RKRT841JT Flex Joint Repair Kit.

**Uses RKRT841JT Flex Joint Repair Kit and RKRT841LM Locking Mechanism Repair Kit. TH936-12 Soft Grip Replacement Handle.



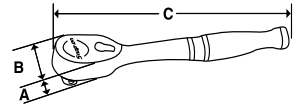
- Do not use "cheater bars" on handles
- Read safety precautions on pages W1 to W4

RATCHETS




Quick Release Ratchets

- Quick release button for rapid socket/accessory changes, even with greasy or oily hands
- Contoured handle for comfort and control
- Chrome finish for easy cleanup



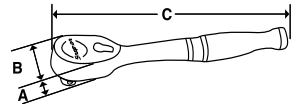
Stock No.	Description (Chart)	Gear Teeth	Swing Arc	A	B	C	Repair Kit	Replacement Coverplate	Joint Repair Kit	Replacement Grip	Locking Mechanism Repair Kit
TR72	Standard Quick Release Handle	72	5	7/16	15/16	4-7/16	RKRTR72A	T72-2	—	—	—
THR72	Standard Red Soft Grip Quick Release	72	5	7/16	15/16	6-7/8	RKRTR72A	T72-2	—	TH936-12_	—
THRLF72	Long Handle Quick Release Flex Head	72	5	7/16	15/16	8-1/4	RKRTR72A	T72-2	RKRT841JT	TH936-12_	—
TRF72	Standard Handle Quick Release Flex Head	72	5	7/16	15/16	6-1/4	RKRTR72A	T72-2	RKRT841JT	—	—
TRLL72	Extra Long Handle Quick Release	72	5	7/16	15/16	9	RKRTR72A	T72-2	—	—	—
THRLX72	Long Handle Quick Release Locking Flex Head	72	5	7/16	15/16	8-1/4	RKRTR72A	T72-2	RKRT841JT	TH936-12_	RKRT841LM
TRX72	Standard Handle Locking Flex Head	72	5	7/16	15/16	6-1/4	RKRTR72A	T72-2	RKRT841JT	—	RKRT841LM

ASME®/ANSI® B107.10
 *TH936-12 Soft Grip Replacement Handle.



Round Head Ratchets

- Compact round head provides better access into tight quarters
- 72-tooth gear for 5° of swing arc means shorter movement between tooth engagement



Stock No.	Description (Chart)	Gear Teeth	Swing Arc	A	B	C	Repair Kit	Replacement Grip
THNF72	Red Soft Grip Round Swivel Head	72	5	7/16	1-1/4	6-7/8	RKRTHNF72	TH936-12_
TKN72	Stubby Handle Round Head	72	5	7/16	1-1/4	3-1/4	RKRTHNF72	—
TN72	Standard Handle Round Head	72	5	7/16	1-1/4	4-1/2	RKRTHNF72	—
TNF72	Standard Handle Round Swivel Head	72	5	7/16	1-1/4	5-7/16	RKRTHNF72	—
TS72	Finger Tip Round Head	72	5	7/16	1-1/4	1-1/4	RKRTHNF72	—

ASME®/ANSI® B107.10
 *Uses TH936-12 Soft Grip Replacement Handle.

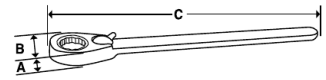


Low Profile Ratchets (11 mm Internal Hex Drive)

- Square drive design works with low profile sockets to access restricted clearance areas without loss of strength
- Thin handle cross section allows for increased accessibility in tight quarters
- Dual 80® Technology requires less arc to engage the next gear tooth
- Six teeth in contact with gear to provide strength and durability



RAT72



Stock No.	Description (Chart)	Gear Teeth	Swing Arc	A	B	C
RAT72	11 mm Internal Hex Low-Profile	72	5	3/8	15/16	4-7/8



T72FOD



TL72FOD



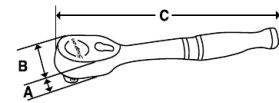
GT72FOD



GTL72FOD

FOD Ratchets (Foreign Object Damage) (1/4")

- Designed to help prevent foreign object damage in sensitive work environments
- Coverplate and reverse lever permanently affixed to ratchet head with rivets to prevent chance of small parts debris



Stock No.	Description (Chart)	Gear Teeth	Swing Arc	A	B	C
GT72FOD	Industrial Handle Foreign Object Damage	72	5	7/16	15/16	4-11/16
GTL72FOD	Long Industrial Handle Foreign Object Damage	72	5	7/16	15/16	6-1/2
T72FOD	Standard Handle Foreign Object Damage	72	5	7/16	15/16	4-11/16
TL72FOD	Long Handle Foreign Object Damage	72	5	7/16	15/16	6-1/2

ASME®/ANSI® B107.10



TFY72



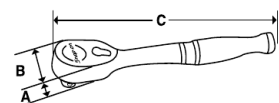
TY72

Special Application Ratchets

Snap-on® ratchets are put through rigorous testing to perform in the real world and provide trouble-free performance that stands the test of time

Snap-on® ratchets are designed to have the lowest profile and work with the shortest swing arc, providing better access to restricted areas

- Dual 80® Ratchet Technology features dual pawls and a 72 tooth gear providing for more power in less lateral space
- Six teeth in full contact with gear to provide strength and durability
- A mere 5° ratcheting arc
- Sealed head keeps dirt and other contaminants out of the head mechanism
- For use with standard or Hi-Lok® sockets



Stock No.	Description (Chart)	Gear Teeth	Swing Arc	A	B	C	Repair Kit	Replacement Coverplate	Joint Repair Kit
TFY72	Standard Handle Hi-Lok® Flex Head	72	5	7/16	15/16	6-1/4	RKRTY72	T72-2	RKRT841JT
TY72	Standard Handle Hi-Lok®	72	5	7/16	15/16	4-5/8	RKRTY72	T72-2	—

ASME®/ANSI® B107.10

*Uses RKRT841JT Flex Joint Repair Kit

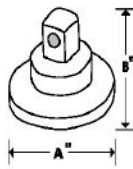


- Do not use "cheater bars" on handles
- Read safety precautions on pages W1 to W4

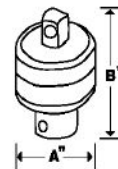
RATCHETS



TMS70A



TM77



Ratchet Spinner (1/4")

Stock No.	Description	A	B
TMS70A	1/4" Drive Spinner Ratchet	1	7/8

ASME®/ANSI® B107.10

Ratchet Adaptor, chrome (1/4")

Stock No.	Description	Gear Teeth	Swing Arc	A	B
TM77	1/4" Drive 20-Tooth Ratchet Adaptor	20	18	15/16	1-5/8

ASME®/ANSI® B107.10

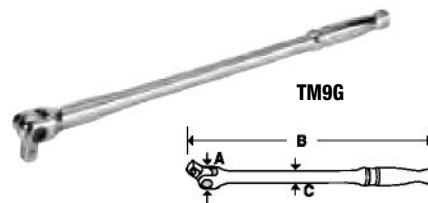
BREAKER BARS



TM10G



THBB10



TM9G

Breaker Bars, chrome (1/4")

Stock No.	Description	A	B	C	Repair Kit
TM10G*	1/4" Drive 6" Breaker Bar	5/8	6	5/16	RKBB1
THBB10	1/4" Drive 6-1/2" Soft Grip Handle Breaker Bar	5/8	6-1/2	5/16	RKBB1
TM9G	1/4" Drive 9" Breaker Bar	5/8	9	5/16	RKBB1

*ASME®/ANSI® B107.10

DRIVE HANDLES

Handled Drivers/Instinct® Handle

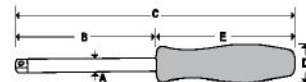
- Provides maximum turning power and increased comfort
- Six specially designed curves and flutes provide fingertip control and aid in spinning
- Nickel-chrome plating helps protect against corrosion and makes cleaning easy



SGT4BR



SGTL4BR



Stock No.	Color	A	B	C
SGT4BR	Red	5/16	2	6-13/16
SGT4BG	Green	5/16	2	6-13/16
SGT4BO	Orange	5/16	2	6-13/16
SGTL4BR	Red	5/16	3-1/4	8-1/8

SGTL4BR features a locking pin for better socket retention.

Handled Drivers/ Square Drive Handle

- Internal square drive in handle allows use with various handles



TM4CSA



TM9CSA



TM40ASA

Stock No.	Color	A	B	C
TM4CSA	Black	5/16	2-3/8	6
TM4CSAG	Green	5/16	2-3/8	6
TM4CSAO	Orange	5/16	2-3/8	6
TM4CSAR	Red	5/16	2-3/8	6
TM9CSA	Black	5/16	6-3/8	10

Handled Driver/Stubby

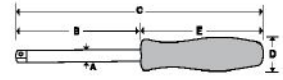
Stock No.	C	E
TM40ASA	2-1/8	1-3/4



TMR4



TMRT8



Ratcheting Drivers

- Use with any 1/4" drive socket to create a ratcheting nut driver
- 3-position ratchet mechanism works in forward, reverse or lock out the ratcheting action completely

Stock No.	Color	B	C	E
TMR4	Black	3-7/8	8-31/32	5-3/32
TMR4O	Orange	3-7/8	8-31/32	5-3/32
TMR4G	Green	3-7/8	8-31/32	5-3/32
TMR4R	Red	3-7/8	8-31/32	5-3/32
TMRT8	Black	8	10	2



TM62B



TM63A




TM615

Flexible Drivers

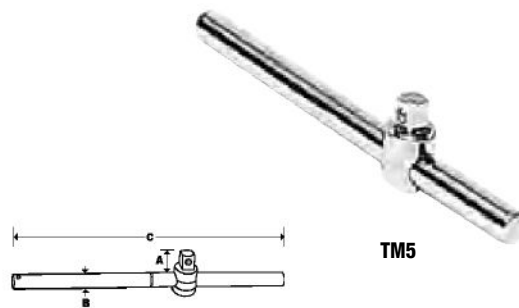
- For low torque applications
- Flexible shank allows better access around obstructions

Stock No.	A	B	C
TM62B	1/4	2-7/32	6-3/4
TM63A	1/4	4-21/32	9-3/16
TM615	1/4	15	18-5/8

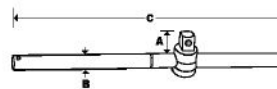


TMS4E

TMS4EK



TM5



Speeders, chrome

Stock No.	A	B	C	D
TMS4E	5/16	7-1/8	3	16
TMS4EK	5/16	7-1/8	3	15-1/32

Sliding T-handle, chrome

- Designed for heavier applications
- For use as a T-handle or offset wrench
- Spring and friction ball holds head in position

Stock No.	A	B	C
TM5	13/16	5/16	4-1/2

ASME®/ANSI® B107.10



- Do not use "cheater bars" on handles
- Do not use chrome or industrial finish hand tools with impact drivers
- Read safety precautions on pages W1 to W4

EXTENSIONS

Knurled Extensions, chrome

Knurled Extension Sets

- Chamfered drive ends for easy engagement
- Small diameter shank for maximum accessibility
- Cold formed for robust performance and made from a single piece of steel
- Knurled shaft provides fingertip control
- Includes plastic storage tray

106BTMX
Set Contains:

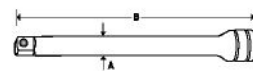
Stock No.	Industrial Stock No.	A	B	
TMX1*	—	5/16	1-1/4	•
TMXK2**	GTMX2*	5/16	2	•
TMXK3	—	5/16	3	
TMXK4	GTMX4*	5/16	4	•
TMXK60**	GTMX60	5/16	6	•
TMXK80**	GTMXK80	5/16	8	•
TMXK110	GTMXK110	5/16	11	•
TMXK140	GTMX140	5/16	14	
TMX240*	—	3/8	24	
TMX360	—	3/8	36	

*Not knurled

**ASME®/ANSI® B107.10

Set shown includes storage tray

†Industrial finish products not included in the set



106BTMX



GTMXK80

Wobble Extensions, chrome

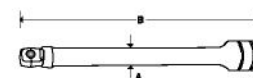
- Provides 16° of additional accessibility
- Knurled shanks for easy fingertip turning

106ATMXW
Set Contains:

Stock No.	A	B	
TMXW1*	5/16	1-1/4	•
TMXWK2	5/16	2	•
TMXWK4	5/16	4	•
TMXWK60	5/16	6	•
TMXWK80	5/16	8	•
TMXWK110	5/16	11	•

*Not knurled

Set shown includes storage tray



106ATMXW

Wobble Plus Extensions, chrome

- Provides 16° of additional accessibility
- Useable in both wobble and rigid functionality

106ATMXWP
Set Contains:

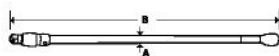
Stock No.	A	B	
TMXWP1*	5/16	1-1/4	•
TMXWP2	5/16	2	•
TMXWP4	5/16	4	•
TMXWP6	5/16	6	•
TMXWP8	5/16	8	•
TMXWP11	5/16	11	•

*Not knurled


Set shown includes storage tray



106ATMXWP



103TMXKLA



103TMXKLA
Set Contains:

Locking Extensions, chrome

- Quick release sleeve releases socket quickly and easily
- Knurling at the drive end provides for easy fingertip turning

Stock No.	A	B	
TMXKL2	5/16	2	
TMXKL3	5/16	3	
TMXKL60A	5/16	6	•
TMXKL110A	5/16	11	•
TMXKL114A	5/16	14	
TMXKL240A	3/8	24	•


TMXKLRK Extension Repair Kit (For TMXKLP)

TMXKLP - Locking Pin

Set shown includes storage tray



TM61A



Flexible Extension

Stock No.	A	B	C
TM61A	5/16	5	6

ASME®/ANSI® B107.10

Extension Connectors, chrome

TZ1 Extension Connector

- 1/4" drive extension connector adds versatility to extensions, breaker bars, ratchets and crowfoot wrenches
- Connect one or more tools for a variety of ways to reach limited access fasteners
- For use in marine, heavy truck, plumbing and manufacturing applications

TZ2 Extension Connector Set

- Female and male 90° connectors add versatility to your extension, breaker bar, ratchet and crowfoot when accessing hard to reach fasteners

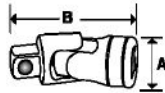


TZ1

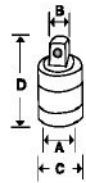
SOCKET/RATCHET ACCESSORIES



1206GS



103UFTS



Universal Joints, chrome

TMU8B 1/4" Drive Universal Joint

- Universal joints help increase access to hard-to-reach fastener applications
- Pins in the universal joint are laser-welded and will not walk out over time

TMUL8 Locking Collar Universal Joint

- Locking pin to ensure better socket retention

Square Drive Adaptors, industrial

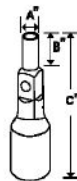
Stock No.	Industrial Stock No.	A	B	C	D
—	GFAT1E	3/8	1/4	11/16	1-1/4
TA3	GTA3	1/4	3/8	1/2	15/16

1206GS 6 pc Combination Drive Adaptor Set

- Includes 1/4" drive GFAT1E and TA3 adaptors, 3/8" drive A2A and GSAF1F adaptors and 1/2" drive GLA12B and GLAS1E adaptors (6 pc) in storage tray



TMXM114



Stock No.	A	B
TMU8B	1/2	1-5/16
TMUL8	1/2	2-1/4

103UFTS 3 pc 1/4, 3/8 and 1/2" Drive Universal Joint Set

- Includes (1) 1/4" drive universal joint, (1) 3/8" drive universal joint and (1) 1/2" drive universal joint
- Includes storage tray



GMB3041



GMB3042



Magnetic Adaptors

Stock No.	A	B	C
TMXM17	7/32	13/32	1-21/32
TMXM114	7/32	9/32	1-17/32

Hex To Square Adaptors

- 1/4" hex size; 1" length of hex

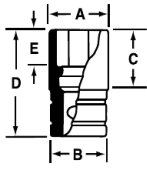
Stock No.	A	B
GMB3041*	Friction Ball	1
GMB3042	Friction Ball	2
GMB3046	Friction Ball	6

*Insert bit style, non-impact



- Do not use chrome or industrial finish hand tools with impact drivers
- Wobble extensions have about half the torque strength of extensions with conventional squares
- Read safety precautions on pages W1 to W4

FLANK DRIVE® SOCKETS



TMM14

Shallow, mm, chrome

111TMMDY

Set Contains:

mm	Set Contains:		A	B	C	D	E	111TMMDY	
	6	12						6	12
4	TMM4*	TMMD4	6.7	12.1	13.3	22.2	4.6		
4.5	TMM4.5*	TMMD4.5*	7.2	12.1	13.3	22.2	4.3		
5	TMM5*	TMMD5*	7.7	12.1	13.3	22.2	4.3	•	•
5.5	TMM5.5	TMMD5.5	8.3	12.1	13.3	22.2	4.6	•	•
6	TMM6	TMMD6	9.3	12.1	13.3	22.2	5.6	•	•
7	TMM7	TMMD7	10.5	12.1	13.3	22.2	6.1	•	•
8	TMM8	TMMD8	11.5	12.1	13.3	22.2	6.9	•	•
9	TMM9	TMMD9	12.7	12.1	13.3	22.2	7.4	•	•
10	TMM10	TMMD10	13.2	13.2	13.3	22.2	7.4	•	•
11	TMM11	TMMD11	15.2	14.6	13.3	22.2	9.4	•	•
12	TMM12	TMMD12	16.5	15.6	13.3	22.2	9.4	•	•
13	TMM13	TMMD13	17.6	16.7	13.3	22.2	9.4	•	•
14	TMM14	TMMD14	18.8	17.8	14.1	22.2	9.7	•	•
15	TMM15	TMMD15	20.4	19.4	14.1	23.0	9.1	•	•
16	TMM16	—	21.0	20.2	16.1	25.0	10.2		

*Conventional hex ASME® B107.5m

Sets shown include magnetic storage tray



Shallow, inches, chrome

110TMDY

Set Contains:



TM16



GTMD18

In	Set Contains:		A	B	C	D	E	110TMDY				
	6	12						6	12	6		
1/8	TM04	TMD4	—	—	7/32	7/16	1/2	7/8	1/8			•
5/32	TM05*	TMD5	—	—	9/32	15/32	1/2	7/8	5/32			•
3/16	TM6*	TMD6*	GTM6	GTMD6	9/32	15/32	1/2	7/8	5/32	•	•	•
7/32	TM7*	TMD7*	GTM7	GTMD7	11/32	15/32	1/2	7/8	3/16	•	•	•
1/4	TM8	TMD8	GTM8	GTMD8	3/8	15/32	1/2	7/8	7/32	•	•	•
9/32	TM9	TMD9	GTM9	GTMD9	13/32	15/32	1/2	7/8	1/4	•	•	•
5/16	TM10	TMD10	GTM10	GTMD10	15/32	15/32	1/2	7/8	9/32	•	•	•
11/32	TM11	TMD11	GTM11	GTMD11	1/2	15/32	5/16	7/8	9/32	•	•	•
3/8	TM12	TMD12	GTM12	GTMD12	17/32	1/2	1/2	7/8	9/32	•	•	•
7/16	TM14	TMD14	GTM14	GTMD14	19/32	9/16	1/2	7/8	3/8	•	•	•
1/2	TM16	TMD16	GTM16	GTMD16	11/16	21/32	1/2	7/8	3/8	•	•	•
9/16	TM18	TMD18	—	GTMD18	25/32	23/32	1/2	29/32	3/8	•	•	•
5/8	TM20	TMD20	—	—	27/32	25/32	19/32	31/32	13/32			•

*Conventional hex ASME B107.1

Sets shown include magnetic storage tray



Semi-Deep, mm, chrome

112TMMDSY

Set Contains:



TMMDS14

mm	Set Contains:		A	B	C	D	E	112TMMDSY	
	6	12						6	12
—	TMMS4	TMMDS4	7.1	12.7	23.0	31.8	4.0	•	•
—	TMMS4.5	TMMDS4.5	7.9	12.7	23.0	31.8	4.0	•	•
5	TMMS5*	TMMDS5*	7.7	12.1	22.9	31.8	5.1	•	•
5.5	TMMS5.5*	TMMDS5.5	8.3	12.1	22.9	31.8	5.3	•	•
6	TMMS6	TMMDS6	9.3	12.1	22.9	31.8	5.8	•	•
7	TMMS7	TMMDS7	10.5	12.1	22.9	31.8	6.1	•	•
8	TMMS8	TMMDS8	11.5	12.1	18.4	31.8	6.9	•	•
9	TMMS9	TMMDS9	12.7	12.1	18.4	31.8	7.4	•	•
10	TMMS10	TMMDS10	14.0	13.2	18.4	31.8	7.4	•	•
11	TMMS11	TMMDS11	15.4	14.6	18.4	31.8	9.4	•	•
12	TMMS12	TMMDS12	16.5	15.6	18.4	31.8	9.4	•	•
13	TMMS13	TMMDS13	17.6	16.7	18.4	31.8	9.4	•	•
14	TMMS14	TMMDS14	18.8	17.8	18.4	31.8	9.7	•	•
15	TMMS15	TMMDS15	20.4	19.4	18.4	31.8	9.7	•	•

*Conventional hex

Sets shown include magnetic storage tray



Semi-Deep, inches, chrome

110TMSY

Set Contains:

Hex Size	Hex Size		A	B	C	D	E	Hex Size	
	6	12						6	12
5/16	TMS04	TMDS4	15/32	15/32	23/32	1-1/4	9/32		
5/16	TMS05	TMDS5	15/32	15/32	23/32	1-1/4	9/32		
3/16	TMS6*	TMDS6*	5/16	15/32	29/32	1-1/4	7/32	•	•
7/32	TMS7*	TMDS7*	11/32	15/32	29/32	1-1/4	7/32	•	•
1/4	TMS8	TMDS8	3/8	15/32	29/32	1-1/4	1/4	•	•
9/32	TMS9	TMDS9	13/32	15/32	23/32	1-1/4	1/4	•	•
5/16	TMS10	TMDS10	15/32	15/32	23/32	1-1/4	9/32	•	•
11/32	TMS11	TMDS11	1/2	15/32	23/32	1-1/4	5/16	•	•
3/8	TMS12	TMDS12	9/16	1/2	23/32	1-1/4	5/16	•	•
7/16	TMS14	TMDS14	5/8	19/32	23/32	1-1/4	3/8	•	•
1/2	TMS16	TMDS16	11/16	21/32	23/32	1-1/4	3/8	•	•
9/16	TMS18	TMDS18	3/4	23/32	23/32	1-1/4	3/8	•	•
5/16	TMS20	TMDS20	15/32	15/32	23/32	1-1/4	9/32		

*Conventional hex ASME® B107.1

Sets shown include magnetic storage tray



TMS14



Deep, mm, chrome

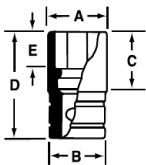
112STMMY

Set Contains:

mm	Hex Size		A	B	C	D	E	Hex Size	
	6	12						6	12
4	STMM4*	STMMD4	6.7	12.1	42.2	50.8	4.6		
4.5	STMM4.5*	STMMD4.5	7.2	12.1	42.2	50.8	4.6		
5	STMM5*	STMMD5*	7.7	12.1	42.2	50.8	5.1	•	•
5.5	STMM5.5	STMMD5.5	8.3	12.1	42.2	50.8	5.3	•	•
6	STMM6	STMMD6	9.3	12.1	42.2	50.8	5.8	•	•
7	STMM7	STMMD7	10.5	12.1	42.2	50.8	6.1	•	•
8	STMM8	STMMD8	11.5	12.1	42.2	50.8	6.9	•	•
9	STMM9	STMMD9	12.7	12.1	38.1	50.8	7.4	•	•
10	STMM10	STMMD10	14.0	13.2	38.1	50.8	7.4	•	•
11	STMM11	STMMD11	15.2	14.6	38.1	50.8	9.4	•	•
12	STMM12	STMMD12	16.5	15.6	38.1	50.8	9.4	•	•
13	STMM13	STMMD13	17.6	16.7	38.1	50.8	9.4	•	•
14	STMM14	STMMD14	18.8	17.8	38.1	50.8	9.7	•	•
15	STMM15	STMM D15	20.4	19.4	38.1	50.8	9.1	•	

*Conventional hex

Sets shown include magnetic storage tray



STMMD14



Deep, inches, chrome

110STM Y

Set Contains:

Hex Size	Hex Size		Hex Size	Hex Size	A	B	C	D	E	Hex Size	
	6	12								6	12
1/8	STM04*	STMD04	—	—	7/32	7/16	1-21/32	2	1/8		
5/32	STM05*	STMD05	—	—	1/4	15/32	1-21/32	2	3/16		
3/16	STM6*	STMD6*	GSTM6	GSTMD6*	5/16	15/32	1-21/32	2	3/16	•	•
7/32	STM7*	STMD7*	GSTM7	GSTMD7*	11/32	15/32	1-21/32	2	7/32	•	•
1/4	STM8	STMD8	GSTM8	GSTMD8	3/8	15/32	1-32/32	2	7/32	•	•
9/32	STM9	STMD9	GSTM9	GSTMD9**	13/32	15/32	1-21/32	2	1/4	•	•
5/16	STM10	STMD10	GSTM10	GSTMD10**	15/32	15/32	1-21/32	2	7/32	•	•
11/32	STM11	STMD11	GSTM11	GSTMD11	1/2	15/32	1-21/32	2	9/32	•	•
3/8	STM12	STMD12	GSTM12	GSTMD12	17/32	9/16	1-21/32	2	9/32	•	•
7/16	STM14	STMD14	GSTM14	GSTMD14	5/8	9/16	1-21/32	2	3/8	•	•
1/2	STM16	STMD16	GSTM16	GSTMD16	11/16	21/32	1-21/32	2	3/8	•	•
9/16	STM18	STMD18	—	GSTMD18	3/4	23/32	1-21/32	2	3/8	•	•
—	STM20A	STMD20	—	—	—	—	—	—	—	•	•

*Conventional hex

**Larger bolt clearance diameter for servicing aerospace fastener

Sets shown include magnetic storage tray



STM16



GSTMD16



• Do not use chrome or industrial finish hand tools with impact drivers
 • Read safety precautions on pages W1 to W4

FLANK DRIVE® SOCKETS



102STMML

Long, mm, chrome

Set Contains:

mm	6	A	B	C	D	E	6
10	STMML10	14	13.2	33.0	101.6	7.4	•
11	STMML11	15.2	14.6	33.0	101.6	9.4	•

Application:

For bumper cover bolts found on most European, Asian and US vehicles.




120STTM

Shallow/Deep Sets, inches, chrome (1/4")

120STTM 20 pc 6-Point Shallow/Deep Set

- TM6 TM18 shallow sockets and STM6 STM18 deep sockets
- 20 pc, 3/16" 9/16"
- Includes magnetic storage tray



124STTMM

Shallow/Deep Sets, mm, chrome (1/4")

124STTMM 1/4" Drive 6-Point Metric Flank Drive® Shallow/Deep Socket Set

- Includes (24) shallow/deep sockets (5–15 mm)
- Includes magnetic storage tray

FLANK DRIVE® LOW-PROFILE SOCKETS



110RTSMA



112RTM



Low Profile Socket Sets, mm

Set Contains:

mm	6	12	A	B	C	D	E	6	6	12	
5	RTSM5	RTM5	7.7	12.1	—	20.2	2.2	•	•	•	
5.5	RTSM5.5	RTM5.5	8.3	12.1	—	20.2	2.6	•	•	•	
6	RTSM6	RTM6	9.3	12.1	—	19.3	2.7	•	•	•	
7	RTSM7	RTM7	10.5	12.1	—	19.0	2.8	•	•	•	
8	RTSM8	RTM8	11.5	12.1	—	19.0	3.6	•	•	•	
9	RTSM9	RTM9	12.7	12.1	9.2	18.7	3.9	•	•	•	
10	RTSM10	RTM10	14.0	12.1	9.4	19.0	4.7	•	•	•	
11	RTSM11	RTM11	15.4	12.1	6.2	17.3	4.5	•	•	•	
12	RTSM12	RTM12	16.5	12.1	6.1	17.8	4.9	•	•	•	
13	RTSM13	RTM13	17.6	12.1	5.9	18.1	5.1	•	•	•	
14	RTSM14	—	18.7	12.1	6.4	19.3	5.8				
15	RTSM15	—	20.3	12.1	6.3	20.3	6.4				
—	RTMBS8		Low-Profile Magnetic Bit Holder						•		•

Sets shown include storage tray



RTM9



RTSM15



RTSM14

FLANK DRIVE® LOW-PROFILE SOCKETS



Low Profile Socket Sets, inches

11	12	A	B	C	D	E	Set Contains:		
							112RT	110RT	
5/16	RT101	15/32	15/32	5/16	3/4	5/32	•	•	
11/32	RT111	1/2	15/32	13/32	9/32	3/16	•	•	
3/8	RT121	17/32	15/32	9/32	11/16	3/16	•	•	
7/16	RT141	19/32	15/32	1/4	11/16	3/16	•	•	
1/2	RT161	11/16	15/32	7/32	23/32	7/32	•	•	
9/16	RT181	3/4	15/32	1/4	3/4	1/4	•	•	
3/16	RT61	5/16	15/32	11/32	25/32	3/32	•	•	
7/32	RT71	11/32	15/32	3/8	13/16	3/32	•	•	
1/4	RT81	3/8	15/32	5/16	3/4	1/8	•	•	
9/32	RT91	13/32	15/32	5/16	3/4	1/8	•	•	
—	RTMBS8	Low-Profile Magnetic Bit Holder						•	



RT101

Sets shown include storage tray



SDMS17

RTMBS8

Stubby Bits and Bit Holder For Low Profile Ratchets

Description	Stock No.	Size	Set Contains:
			SDMS17
Flat Tip	SDMS213	1/4"	•
PHILLIPS®	SDMS222IR	#2	•
Metric Hex	SDMSM3	3 mm	•
	SDMSM4	4 mm	•
	SDMSM5	5 mm	•
	SDMSM6	6 mm	•
	SDMSM8	8 mm	•
Inch Hex	SDMS10	5/32"	•
	SDMS12	3/16"	•
	SDMS16	1/4"	•
	SDMS8	1/8"	•
TORX®	SDMS9	9/64"	•
	SDMST15	T15	•
	SDMST20	T20	•
	SDMST25	T25	•
	SDMST27	T27	•
	SDMST30	T30	•

Low Profile Socket Sets, mm

RTMBS8 Low-Profile Magnetic Bit Holder

- Magnetic Bit Holder for the Low Profile RAT72 Ratcheting Wrench
- Special alloy steel provides the highest match of strength and durability
- Nickel chrome plating provides corrosion resistance
- Holds any 1/4" shank bit: SAE and metric hex bits, TORX®, and ball TORX®, Phillips® and straight bits
- Fits in any 11 mm ratcheting wrench

Applications:

Perfect for tight and compact applications found on automotive, motorcycle, ATV and aviation. Examples of some automotive applications: heater boxes and motor actuators in dash of vehicle, A/C work and on top of dash board where the windshield meets the dash



- Do not use chrome or industrial finish hand tools with impact drivers
- Do not use "cheater bars" on handles
- Read safety precautions on pages W1 to W4

FLANK DRIVE® UNIVERSAL SOCKETS



TMUM8A



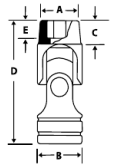
Shallow Universal, mm, chrome

111TMUSMA

Set Contains:

111TMUSMA

106TMUSMA



mm	6	12	A	B	D	E	6	6
5	TMUM5A*	TMUM5A*	8.1	12.7	29.2	3.3	•	
5.5	TMUM5.5A	—	8.5	12.7	29.2	3.6		
6	TMUM6A	TMUM6A	9.6	12.7	29.7	3.8	•	
7	TMUM7A	TMUM7A	10.7	12.7	30.5	4.3	•	
8	TMUM8A	TMUM8A	11.8	12.7	30.5	4.8	•	•
9	TMUM9A	TMUM9A	12.7	12.7	31.2	4.8	•	
10	TMUM10A	TMUM10A	14.0	12.7	32.5	5.8	•	•
11	TMUM11A	—	15.4	12.7	33.0	6.6	•	
12	TMUM12A	TMUM12A	16.5	12.7	34.5	6.9	•	•
13	TMUM13A	TMUM13A	17.3	12.7	36.8	7.6	•	•
14	TMUM14A	—	18.8	12.7	38.6	8.6	•	•
15	TMUM15A	—	20.4	12.7	41.1	8.9	•	•



TMUS161A



GTMU141A



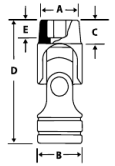
106TMUSA

Shallow Universal, inches, chrome

Set Contains:

106TMUA

106TMUSA



Hex	6	12	12	A	B	C	D	E	6	12
3/16	—	TMU61A*	—	5/16	1/2	3/8	1-1/8	7/32		
7/32	—	TMU71A*	GTMU71A	11/32	1/2	3/8	1-3/32	7/32		
1/4	TMUS81A	TMU81B	—	25/64	1/2	3/8	1-1/32	7/32	•	•
9/32	—	TMU91A	—	27/64	1/2	1/2	1-1/16	1/4		
5/16	TMUS101A	TMU101A	—	15/32	1/2	17/32	1-1/16	1/4	•	•
11/32	—	TMU111A	—	1/2	1/2	9/16	1-1/32	23/32		
3/8	TMUS121A	TMU121A	—	9/16	1/2	19/32	1-1/32	3/8	•	•
7/16	TMUS141A	TMU141A	GTMU141A	39/64	1/2	5/8	1-1/32	7/16	•	•
1/2	TMUS161A	TMU161A	—	11/16	1/2	23/32	1	7/16	•	•
9/16	TMUS181A	TMU181A	—	3/4	1/2	3/4	31/32	15/32	•	•

*Conventional hex

Sets shown include storage tray

Deep Universal, mm, chrome



STMUM10A

mm	12	A	B	D	E
10	STMUM10A	14.0	12.7	41.4	5.8

Deep Universal, inches, industrial



GSTMU101A

Hex	12	A	B	D	E
5/16	GSTMU101A	15/32	15/32	1-11/16	9/32



213AFLEY

Shallow TORX®, chrome

#	Stock No.	A	B	C
E4	TLE40A	7/16	7/8	17/64
E5	TLE50A	7/16	7/8	19/64
E6	TLE60A	7/16	7/8	21/64
E7	TLE70A	7/16	7/8	23/64
E8	TLE80A	7/16	7/8	27/64
E10	TLE100A	1/2	7/8	7/16

Note: Sets shown include magnetic storage tray

213AFLEY 13 pc 1/4", 3/8" and 1/2" Drive Shallow TORX® Socket Set

- Includes 1/4" drive TLE40A–TLE100A, 3/8" drive FLE110A–FLE140A and 1/2" drive SLE160A–SLE240 (13 pc) (E4–E24)

210AFLEY 10 pc Combination Drive TORX® Shallow Socket Set

- Includes 1/4" drive and 3/8" drive (10 pc) (E4–E18)
- Includes magnetic storage tray



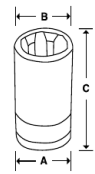
106RTLE

Low Profile Inverted TORX®, chrome

Set Contains:

#	Stock No.	A (mm)	B (mm)	C (mm)	
E4	RTLE40	12.1	6.7	16.5	•
E5	RTLE50	12.1	7.7	16.5	•
E6	RTLE60	12.1	8.4	16.5	•
E7	RTLE70	12.1	9.3	16.5	•
E8	RTLE80	12.1	10.5	16.6	•
E10	RTLE100	12.1	12.1	17.4	•

Set shown includes storage tray

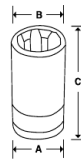


106RTLE



STLE70

Deep TORX®, chrome



#	Stock No.	A	B	C
E4	STLE40	15/32	9/32	2
E5	STLE50	15/32	5/16	2
E7	STLE70	31/64	3/8	2
E8	STLE80	15/16	13/32	2

STLE70 Deep TORX® Socket

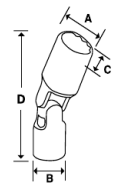
- Manufactured from special alloy steel, precision forged and heat treated for optimum strength and durability
- Nickel/chrome plating helps protect against corrosion and makes it easy to wipe clean
- For removing and installing vacuum pumps on BMW® N63 V8 engines without removing the catalytic converter, saving technician an average of two hours



TSE120

Universal TORX®, chrome

#	Stock No.	A	B	D
E10	TSE100	1/2	1/2	1-3/8
E12	TSE120	1/2	1/2	1-3/8
E8	TSE80	1/2	13/32	1-3/8



TSE80 1/4" Drive TORX® E8 Universal Socket

- Applications include Mercedes-Benz® turbo chargers, crankshaft position sensor, sensors and intake bolts, bell housing bolts and ignitions switch
- Manufactured from special alloy steel
- Precision forged and heat treated for optimum strength and durability

TSE100 and TSE120 1/4" Drive TORX® Universal Socket

- Applications include Mercedes-Benz® oil pan bolts, interior and engine fasteners, water pumps, power steering pumps and engine covers on newer models
- Manufactured from special alloy steel
- Precision forged and heat treated for optimum strength and durability

FLANK DRIVE® HIGH-PERFORMANCE SOCKETS

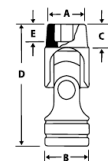
Universal, inches, chrome (1/4")

Chrome tools comply with Military Spec. MS-33787 and MIL-W-8982. (Industrial finish tools comply with performance specifications and differ only in finish.) The unique spline wrenching configuration can also be used on ordinary 6 and 12 point fasteners with an advantage similar to the Snap-on® Flank Drive® wrenching system.

#	12	A	B	D	E
5/16	TDHU101A	29/64	1/2	1-23/64	9/32
3/8	TDHU121A	17/32	1/2	1-15/32	11/32
1/4	TDHU81A	3/8	1/2	1-15/64	1/4



TDHU101A



- Do not use chrome or industrial finish hand tools with impact drivers
- Read safety precautions on pages W1 to W4

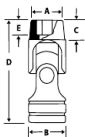
SPLINE SOCKETS

Snap-on® spline wrenching tools have been developed to service high tensile strength spline nuts and bolts widely used on both military and commercial aircraft. Precise, radial spline teeth engage the fastener teeth over a wider area to minimize stress, and allow application of high torque to reduce risk of damage to the fastener or to the tool.

Chrome tools comply with AS954, Military Spec. MS-33787 and MIL-W-8982. The unique spline wrenching configuration can also be used on ordinary six- and 12-point fasteners with an advantage similar to the Snap-on Flank Drive® wrenching system.



TEL10B



Deep, inches, chrome (1/4")

Stock No.	A	B	C	D	E
#7 TEL7B	11/32	7/16	1-17/32	2	7/32
#8 TEL8B	3/8	7/16	1-17/32	2	9/32
#10 TEL10B	15/32	15/32	1-17/32	2	11/32



207TFEL

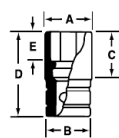
Deep, inches, chrome (3/8")

207TFEL 7 pc Deep Spline Socket Set

- Includes 1/4" drive TEL7B-TEL10B and 3/8" drive FEL120B-FEL200B Deep Spline Sockets (7 pc) (#7-20, 7/32-5/8") in magnetic socket tray



TES10B



Shallow, inches, chrome (1/4")

Stock No.	A	B	C	D	E
#7 TES7B	11/32	7/16	15/32	15/16	7/32
#8 TES8B	3/8	7/16	15/32	15/16	9/32
#9 TES9B	7/16	7/16	—	15/16	—
#10 TES10B	15/32	15/32	—	15/16	11/32



TESU10



TESU8

Shallow Universal, inches, chrome (1/4")

Stock No.	A	B	D	E
#8 TESU8	3/8	1/2	1-15/64	17/64
#10 TESU10	29/64	1/2	1-23/64	21/64



209TFES

Shallow, inches, chrome (3/8")

209TFES 9 pc Shallow Spline Socket Set

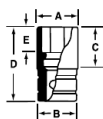
- Includes 1/4" drive TES7B-TES10B and 3/8" drive FES120B-FES200B Shallow Spline Sockets (9 pc) (#7-20, 7/32-5/8") in magnetic socket tray

SPECIAL APPLICATION SOCKETS

Double Square, chrome



TM408



Stock No.	A	B	C	D	E
1/4 TM408	15/32	15/32	17/32	7/8	1/4
5/16 TM410	9/16	17/32	17/32	7/8	9/32
3/8 TM412	21/32	5/8	17/32	7/8	5/16



TRDHM6



TRDHM7



TRDHM8

Torque Adaptors, mm

1/4" Drive 12-Point Metric Torque Adaptor

- Manufactured from special alloy steel
- Precision forged and heat treated for optimum strength and durability
- Double hex (12 point) allows socket to engage single hex fastener every 30 degrees rather than every 60 degrees, allowing for better access in restricted areas
- Center-to-center length on adaptor for easy torque calculations
- Design features radius edges which resist damage/nicks

mm	Stock No.	A	B	C	D	E
6	TRDHM6	9.5	11.9	6.6	6.6	25.4
7	TRDHM7	9.5	11.9	6.6	6.6	25.4
8	TRDHM8	9.5	11.9	6.6	6.6	25.4

Pipe Plug, mm

1/4" Drive Metric 3 mm

Pipe Plug Socket

- Used to adjust the intake and exhaust valve rocker arms on Mercury Marine® PMP303 four-stroke outboard motors
- Motor sizes: 10 hp, 15 hp, 20 hp, 25 hp and 30 hp
- Manufactured from special alloy steel
- Precision forged and heat treated for optimum strength and durability
- Nickel/chrome-plating helps protect against corrosion and makes it easy to wipe clean



PMP303

Torque Adaptors, SAE (1/4" Drive)

TRDHL101 1/4" Drive

5/16" SAE Torque Adaptor

- Manufactured from special alloy steel
- Precision forged and heat treated for optimum strength and durability
- Double hex (12 point) allows socket to engage single hex fastener every 30° degrees rather than every 60° degrees, allowing for better access in restricted areas
- Center-to-center length on adaptor for easy torque calculations
- Design features radius edges which resist damage/nicks



TRDHL101

Flip Sockets

106FLIPSET 6 pc 1/4" Drive 12 Point Metric Semi-Deep Flip Socket Set

- Manufactured from special alloy steel, precision forged and heat treated for optimum strength and durability
- Double hex (12 pt) allows socket to engage single hex fastener every 30° rather than every 60°, allowing for better access in restricted areas
- Set includes: 8/10, 9/11, 12/14 and 13/15 mm flip sockets, 2 and 6" long Hex-to-Square Adaptors
- Great starter set for cordless screwdrivers
- BMW® vehicles use 30 fasteners that are a combination of 8 mm and 10 mm that hold the under belly pans on various vehicles. You have the convenience of one tool to work on both sizes
- Lexus® vehicles use 10 mm fasteners
- Infiniti® and Mercedes® vehicles use 8 mm fasteners
- Splash shields on Chevrolet® Cruze® vehicles and Buick® Verano® vehicles use 8 mm fasteners
- S6911 9 mm/11 mm Flip Socket: use on 9 mm and 11 mm fasteners found in applications for European vehicles
- S61214 12 mm/14 mm Flip Socket: use on 12 mm and 14 mm fasteners found in numerous applications on Asian vehicles
- S61315 13 mm/15 mm Flip Socket: use on 13 mm and 15 mm fasteners found in numerous applications on US vehicles

S61214 1/4" Drive 12-Point Metric 12 and 14 mm Semi-Deep Flip Socket

- Manufactured from special alloy steel, precision forged and heat-treated for optimum strength and durability
- Double hex (12-point) configuration allows socket to engage single hex fastener every 30° rather than every 60°, allowing for better access in restricted areas
- Use on 12 and 14 mm fasteners found in numerous applications on Asian vehicles

S61315 1/4" Drive 12-Point Metric 13 and 15 mm Semi-Deep Flip Socket

- Manufactured from special alloy steel, precision forged and heat-treated for optimum strength and durability
- Double hex (12-point) configuration allows socket to engage single hex fastener every 30° rather than every



- 60°, allowing for better access in restricted areas
- Use on 13 and 15 mm fasteners found in numerous applications on US vehicles

S6810 1/4" Drive 12-Point Metric 8 and 10 mm Semi-Deep Flip Socket

- Double hex (12-point) allows socket to engage single hex fastener every 30° rather than every 60° allowing for better access in restricted areas
- For removing and installing underbelly pans on various vehicles
- BMW® vehicles use 30 fasteners that are a combination of 8 mm and 10 mm that hold the under belly pans on various vehicles – you have the convenience of one tool to work on both sizes
- Lexus® vehicles use 10 mm fasteners
- Infiniti® and Mercedes-Benz® vehicles use 8 mm fasteners
- Splash shields on Chevrolet® Cruze® vehicles and Buick® Verano® vehicles use 8 mm fasteners
- Manufactured from special alloy steel and heat-treated for optimum strength
- 1.44" long
- Overall length 1.44"

S6911 1/4" Drive 12-Point Metric 9 and 11 mm Semi-Deep Flip Socket

- Manufactured from special alloy steel, precision forged and heat-treated for optimum strength and durability
- Double hex (12-point) configuration allows socket to engage single hex fastener every 30° rather than every 60°, allowing for better access in restricted areas
- Use on 9 and 11 mm fasteners found in numerous applications on European vehicles

TORX® BIT SOCKETS



TORX® / Standard, chrome (1/4")

Size	Stock No.	Industrial	A	B	Set Contains:
T8	TTX8E	GTTX8E	1-9/16	TTX8E2	•
T10	TTX10E	GTTX10E	1-9/16	TTX10E2	•
T15	TTX15E	GTTX15E	1-9/16	TTX15E2	•
T20	TTX20E	GTTX20E	1-9/16	TTX20E2	•
T25	TTX25E	GTTX25E	1-9/16	TTX25E2	•
T27	TTX27E	–	1-9/16	FTX27E2	•
T30	TTX30E	–	1-9/16	FTX30E2	
T40	TTX40E	–	1-9/16	FTX40E2	

Sets shown include storage tray

TORX® / Standard, chrome (3/8")

212EFTXY 12 pc 1/4" and 3/8" Drive TORX® Socket Set

- Includes 1/4" drive TTX8E–TTX25E TORX® Drivers plus 3/8" drive FTX27E–FTX55E TORX® Drivers and FTX47E GM® style Driver (T8–T55 plus GM® style T47)



TORX® / Stubby

Universal, chrome (1/4")

Size	Stock No.	A	Set Contains:
T20	TUTX20E	1-3/4	•
T25	TUTX25E	1-3/4	•
T27	TUTX27E	1-3/4	•
T30	TUTX30E	1-3/4	•
T40	TUTX40E	1-3/4	•

Sets shown include storage tray

105TUTX 5 pc TORX® Stubby Universal Bit Socket Set

- Numerous other applications for Mercedes-Benz® that require a stubby TORX® where a regular TORX® bit socket will not fit in T20, T25 and T27
- Includes (5) TORX® stubby universal bit sockets (T20, T25, T27, T30 and T40)
- Includes storage tray



- Do not use chrome or industrial finish hand tools with impact drivers
- Read safety precautions on pages W1 to W4

TORX® BIT SOCKETS



TTXB15E

209EFTXB Y

★ TORX®/Heavy Duty Removal, chrome (3/8")

#	Stock No.	A	B
T15	TTXB15E	1-9/16	TTXB15E2
T20	TTXB20E	1-9/16	TTXB20E2
T25	TTXB25E	1-9/16	TTXB25E2

209EFTXB Y 9 pc Combination Drive TORX® Bit Heavy Duty Removal Socket Set

- Includes 1/4" drive and 3/8" drive (9 pc) (T15, T20, T25, T27, T30, T40, T45, T50 and T55)
- Includes magnetic storage tray



TTXR8E

210EFTXRY

★ TORX®/Tamper Resistant, chrome (1/4")

#	Stock No.	A	B
T8	TTXR8E	1-9/16	TTXR8E2
T10	TTXR10E	1-9/16	TTXR10E2
T15	TTXR15E	1-9/16	TTXR15E2
T20	TTXR20E	1-9/16	TTXR20E2
T25	TTXR25E	1-9/16	TTXR25E2
T40	TTXR40E	2-1/8	TTXR40E2

210EFTXRY 10 pc Combination Drive TORX® Bit Tamper-Resistant Socket Set

- Includes 1/4" drive and 3/8" drive (10 pc) (T8–T50)
- Includes magnetic storage tray



TTXL8E

210EFTXL

★ TORX®/Long, chrome (1/4")

#	Stock No.	A	B
T8	TTXL8E	4-1/16	TTXL8E2
T10	TTXL10E	4-1/16	TTXL10E2
T15	TTXL15E	4-1/16	TTXL15E2
T20	TTXL20E	4-1/16	TTXL20E2
T25	TTXL25E	4-1/16	TTXL25E2

210EFTXL 10 pc Combination Drive TORX® Bit Long Socket Set

- Includes 1/4" drive and 3/8" drive (10 pc) (T8–T50)
- Includes storage tray



TTX8TPE

211EFTXTPY

★ TORX Plus®/chrome (1/4")

TORX Plus® fasteners may be found in almost all vehicles from the 1999 model year to present. Common applications include GM® transmissions bell housing bolts and Ford® seat belt anchors. T27IP size can be used to service Taurus® and Sable® front spring shields. Use of a standard TORX® driver on TORX Plus® fasteners may result in a rounded out fastener head or damaged driver.

#	Stock No.	A	B
8IP	TTX8TPE	1-9/16	TTX8TPE2
10IP	TTX10TPE	1-9/16	TTX10TPE2
15IP	TTX15TPE	1-9/16	TTX15TPE2
20IP	TTX20TPE	1-9/16	TTX20TPE2
25IP	TTX25TPE	1-9/16	TTX25TPE2

211EFTXTPY 11 pc Combination Drive TORX Plus® Bit Socket Set

- Includes 1/4" drive and 3/8" drive (11 pc) (8IP–55IP)
- Includes magnetic storage tray



TTXR8TPE

211EFTXRTPY

★ TORX Plus®/Tamper Resistant, chrome (1/4")

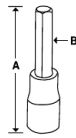
#	Stock No.	A	B	
8IPR	TTXR8TPE	1-9/16	TTXR8TPE2	•
10IPR	TTXR10TPE	1-9/16	TTXR10TPE2	•
15IPR	TTXR15TPE	1-9/16	TTXR15TPE2	•
20IPR	TTXR20TPE	1-9/16	TTXR20TPE2	•
25IPR	TTXR25TPE	1-9/16	TTXR25TPE2	•

211EFTXRTPY
Set Contains:

Set shown includes magnetic storage tray

211EFTXRTPY 11 pc 1/4" and 3/8" Drive Tamper-Resistant Combination TORX Plus® Socket Set

- Includes 1/4" drive TTXR8TPE–TTXR25TPE TORX Plus® Drivers plus 3/8" drive FTXR27TPE–FTXR55TPE TORX Plus® Drivers (8IPR–55IPR)
- Applications: 2003 Ford® Mustang® transmissions, 2004 Ford® F150 transfer case, 2004 Porsche® Cayenne® turbo air sensor, Delphi® and Stanadyne® pumps, Cummins® B and C engine injection pumps and John Deere® diesel injector pumps



Hex/Standard, mm, chrome (1/4")

Set Contains:

mm	Hexagon	A	B		
2	TMAM2E2A	—	—		
2	TMAM2E	47.8	TMAM2E2	•	•
2.5	TMAM2.5E	47.8	TMAM2.5E2	•	•
3	TMAM3E	47.8	TMAM3E2	•	•
4	TMAM4E	47.8	TMAM4E2	•	•
5	TMAM5E	47.8	TMAM5E2	•	•
6	TMAM6E	47.8	TMAM6E2	•	•

Sets include magnetic storage tray

106ETMAMY 6 pc 1/4" Drive Metric Standard Hex Bit Socket Set

- Includes (6) metric standard hex bit sockets (2–6 mm)
- Includes magnetic storage tray

210EFTAMY 10 pc 1/4 and 3/8" Drive Metric Standard Hex Bit Socket Set

- Includes (10) 1/4 and 3/8" drive standard hex bit sockets (2–10 mm)
- Includes magnetic storage tray

Hex/Stubby Universal, mm, chrome (1/4")

mm	Hexagon	A	B
4	TUAM4E	36.6	TMAMXS4E2
5	TUAM5E	38.1	TUAM5E2
6	TUAM6E	38.1	TUAM6E2



TUAM4E

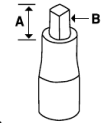
Combination Bit Socket Sets (Snap-on®)

237HEXTORXST 37 pc 1/4" and 3/8" Drive Socket Driver Set

- Up to 20% stronger than one-piece bit designs and up to twice ANSI® proof load
- Heat treated for strength and durability
- Precise fit to fasteners and multiple detents for secure drive attachment
- Set includes:
 - (5) 1/4" Drive standard TORX® bit sockets
 - (7) 3/8" Drive standard TORX® bit sockets
 - (7) 3/8" Drive stubby TORX® bit sockets
 - (3) 3/8" Drive triple square drivers
 - (7) 3/8" Drive metric hex bit sockets
 - (4) 1/4" Drive stubby metric hex bit sockets
 - (4) 3/8" Drive stubby metric hex bit sockets



237HEXTORXST



Hex/Stubby, mm, chrome (1/4")

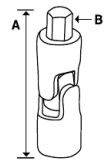
Set Contains:

mm	Hexagon	A	B	
3	TMAMXS3E	26.0	TMAMXS3E2	•
4	TMAMXS4E	27.1	TMAMXS4E2	•
5	TMAMXS5E	28.1	TMAMXS5E2	•
6	TMAMXS6E	29.1	TMAMXS6E2	•

Sets include magnetic storage tray

208EFTAMXSY 8 pc 1/4" Drive Metric Hex Bit Stubby Combination Socket Set

- Includes 1/4" drive and 3/8" drive (8 pc) (3–10 mm)



208EFTABMY

Ball Hex/Standard, mm, chrome (1/4")

Set Contains:

mm	Ball Hexagon	A	B	
3	TMABM3E	47.7	TMABM3E2	•
4	TMABM4E	47.6	TMABM4E2	•
5	TMABM5E	47.9	TMABM5E2	•
6	TMABM6E	47.9	TMABM6E2	•

Sets include magnetic storage tray

208EFTABMY 8 pc 1/4" Drive Metric Ball Hex Bit Standard Combination Socket Set

- Includes 1/4" drive and 3/8" drive (8 pc) (3–10 mm)
- Includes magnetic storage tray



• Do not use chrome or industrial finish hand tools with impact drivers
• Read safety precautions on pages W1 to W4

HEX BIT SOCKETS



Hex/Standard, inches, chrome (1/4")

Hex Drive	Hex Size	Hex Size	A	Bit	Optional Long Bit	Set Contains:	
						Optional Long Bit Length, inches	Hex Size
1/16	TMA2E	—	1-1/32	TMA2E2	TMAL2E2	6	•
5/64	TMA2.5E	GTMA2.5E	1-1/32	TMA2.5E2	TMAL2.5E2	6	•
3/32	TMA3E	GTMA3E	1-1/32	TMA3E2	TMAL3E2	6	•
7/64	TMA3.5E	—	1-1/32	TMA3.5E2	TMAL3.5E2	6	•
1/8	TMA4E	GTMA4E	1-1/32	TMA4E2	TMAL4E2	6	•
9/64	TMA4.5E	—	1-1/16	TMA4.5E2	TMAL4.5E2	6	•
5/32	TMA5E	GTMA5E	1-1/16	FA5E2	—	—	•
3/16	TMA6E	GTMA6E	1-3/32	FA6E2	—	—	•
7/32	TMA7E	GTMA7E	1-7/8	FA7E2	—	—	•
1/4	TMA8E	GTMA8E	1-7/8	FA8E2	—	—	•

NOTE: Optional long bits are not included in the listed sets.

Sets shown include storage tray

212EFTAY 12 pc 1/4 and 3/8" Drive SAE Standard Hex Bit Socket Set

- Includes (12) 1/4 and 3/8" drive standard hex bit sockets (1/16–3/8")



208EFTASX

Hex/Stubby, inches, chrome (1/4")

Hex Drive	Hex Size	A	B	Replacement Bit
3/32	TMAXS3E	1-1/32	5/32	TMAXS3E2
9/64	TMAXS4.5E	1-1/16	3/16	TMAXS4.5E2
1/8	TMAXS4E	1-1/32	5/32	TMAXS4E2
5/32	TMAXS5E	1-1/16	3/16	TMAXS5E2
3/16	TMAXS6E	1-3/32	7/32	TMAXS6E2

TMAXS3E Stubby Hex Socket Driver

- For fasteners on Rolls-Royce® commercial aircraft V2500 engines
- A stubby bit socket allows for a positive fit, giving more direct torque when removing or installing these fasteners

208EFTASX 8 pc 1/4 and 3/8" Drive SAE Stubby Hex Bit Socket Set

- Includes (8) 1/4 and 3/8" drive stubby hex bit sockets (1/8–3/8")



208EFTABY

Ball Hex/Standard, inches, chrome (1/4")

Hex Drive	Hex Size	A	Bit
1/8	TMAB4E	1-7/8	TMAB4E2
9/64	TMAB4.5E	1-7/8	TMAB4.5E2
5/32	TMAB5E	1-7/8	TMAB5E2
3/16	TMAB6E	1-7/8	TMAB6E2

Set shown includes magnetic storage tray

208EFTABY 8 pc 1/4 and 3/8" Drive SAE Standard Ball Hex Bit Socket Set

- Includes (8) 1/4 and 3/8" drive standard ball hex bit sockets (1/8–3/8")

SPECIAL APPLICATION BIT

MORTORQ®/Super Bit

Hex Drive	Stock No.	A	B
MTS-4	PTMTS4SE	1-11/16	PTMTS4E2

PTMTS4SE MORTORQ® Stubby Bit Socket


- Applications: Connects the fuel cell to the electric motors and other systems on Hyundai® Tucson® IX Fuel Cell Vehicles



PTMTS4SE

FLAT TIP AND PHILLIPS® TIP BIT

— Flat Tip/Standard, chrome (1/4")




TMC104E

	Hex Drive	Stock No.	A	Dimension B, Bit
Standard Length	3/16 x .032	TMC104E	2-7/8	TMC104E2A
	1/4 x .032	TMC105E	2-15/16	TMC105E2A
	3/8 x .042	TMC106E	2-7/8	TMC106E2A
Short	1/4" x .036	TM82	7/8	TM82-2C

FLAT TIP AND PHILLIPS® TIP BIT SOCKETS

1/4" DRIVE TOOLS


PHILLIPS®/Standard, chrome (1/4")

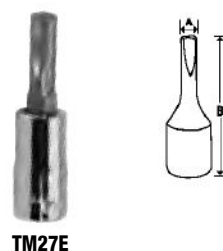
		Stock No.	Industrial Stock No.	A	B, Bit
Standard	#1	TMP12E	GTMP12E	1-7/8	TMP12E2
	#2	TMP22E	—	1-7/8	FP22E2
Short	#2	TMP21E	—	1-1/4	TMP21E2
	#2	TMP82	—	15/16	TMP82-2B
Long	#2	TMP23E	—	3-1/16	TMP23E2



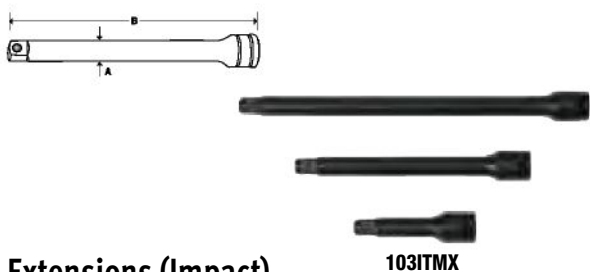
CLUTCH BIT SOCKETS

Clutch/Standard, chrome (1/4")

	Stock No.	A	B
3/16"	TM27E	3/16	1-3/8
1/4"	TM30E	1/4	1-3/8
5/32	TM31E	5/32	1-3/8



IMPACT ACCESSORIES



Extensions (Impact)

- Features snap ring anvil for excellent socket to extension engagement
- Designed for use with most 1/4" cordless electric and air operated impact tools

Stock No.	Finish	A	B	
ITMX20	Industrial Finish	5/16	2	•
ITMX40	Industrial Finish	5/16	4	•
ITMX60	Industrial Finish	5/16	6	•

Set shown includes storage tray

Set Contains:
103ITMX



Swivel Ball Universal Joint (Impact)

Stock No.	Retention Type	A	B
IPM80A	Lock Button	5/8	1-3/8
IPM800A	Friction Ball	5/8	1-3/8

Locking Extensions (Impact)

- Quick release locking sleeve provides secure connection and easy socket removal
- Knurled release collar for easy one hand operation, even with slippery hands
- Female drive end recessed to accommodate new style impact guns
- Positive pin lock retains socket securely
- Heavy duty shank for high torque applications

Stock No.	A	B	
TMIXL122	11/32	11-7/8	•
TMIXL182	11/32	17-3/4	•
TMIXL242	11/32	23-3/4	•
TMIXL32	11/32	2-7/8	•
TMIXL62	11/32	5-7/8	•

Set includes storage tray



• Do not use chrome or industrial finish hand tools with impact drivers
• Read safety precautions on pages W1 to W4

FLANK DRIVE® IMPACT SOCKETS



Shallow, mm

Set Contains:

mm	6	A	B	C	D	E	6
—	IMTMM4	7.9	12.7	12.7	22.2	4.0	
—	IMTMM4.5	7.9	12.7	12.7	22.2	4.0	
5	IMTMM5	8.5	12.1	13.1	22.2	4.1	•
5.5	IMTMM5.5	9.3	12.1	13.1	22.2	4.1	•
6	IMTMM6	10.2	12.1	13.1	22.2	6.1	•
7	IMTMM7	11.5	12.1	13.1	22.2	6.1	•
8	IMTMM8	12.7	12.7	13.1	22.2	6.1	•
9	IMTMM9	14.0	14.0	13.1	22.2	6.1	•
10	IMTMM10	15.2	15.2	13.0	22.2	6.1	•
11	IMTMM11	16.4	16.4	12.8	22.2	6.4	•
12	IMTMM12	17.3	17.3	12.7	22.2	7.1	•
13	IMTMM13	18.7	18.7	12.5	22.2	7.4	•
14	IMTMM14	20.3	20.3	13.1	23.0	8.6	•
15	IMTMM15	21.1	21.1	13.9	23.8	8.9	•

Set includes magnetic storage tray



Deep, mm

Set Contains:

mm	6	A	B	C	D	E	6
—	SITMM4	7.9	12.7	41.3	50.8	4.0	
—	SITMM4.5	7.9	12.7	41.3	50.8	4.0	
5	SITMM5	8.5	12.1	41.9	50.8	4.1	•
5.5	SITMM5.5	9.3	12.1	41.9	50.8	4.1	•
6	SITMM6	10.2	12.1	41.9	50.8	6.1	•
7	SITMM7	11.5	12.1	41.9	50.8	6.1	•
8	SITMM8	12.7	12.7	41.9	50.8	6.1	•
9	SITMM9	14.0	14.0	41.9	50.8	6.1	•
10	SITMM10	15.2	15.2	41.9	50.8	6.1	•
11	SITMM11	16.4	16.4	41.9	50.8	6.4	•
12	SITMM12	17.3	17.3	41.9	50.8	7.1	•
13	SITMM13	18.7	18.7	41.9	50.8	7.4	•
14	SITMM14	20.3	20.3	41.9	50.8	8.6	•
15	SITMM15	21.1	21.1	41.9	50.8	8.9	•

Set includes magnetic storage tray



Shallow, inches

Set Contains:

in	6	A	B	C	D	E	6
1/4	IMTM8A	13/32	1/2	17/32	7/8	1/4	•
5/16	IMTM10A	1/2	1/2	17/32	7/8	1/4	•
3/8	IMTM12A	9/16	1/2	17/32	7/8	1/4	•
7/16	IMTM14A	21/32	1/2	17/32	7/8	1/4	•
1/2	IMTM16A	23/32	1/2	17/32	7/8	9/32	•
9/16	IMTM18A	13/16	1/2	9/16	29/32	11/32	•



Deep, inches

Set Contains:

in	6	A	B	C	D	E	6
1/4	SITM8	13/32	15/32	1-1/2	2	1/4	•
5/16	SITM10	1/2	1/2	1-1/2	2	1/4	•
3/8	SITM12	9/16	9/16	1-1/2	2	1/4	•
7/16	SITM14	21/32	21/32	1-1/2	2	1/4	•
1/2	SITM16	11/16	11/16	1-1/2	2	9/32	•
9/16	SITM18	13/16	13/16	1-1/2	2	11/32	•

ASME®/ANSI® B107.2

Set includes magnetic storage tray

FLANK DRIVE® IMPACT SWIVEL SOCKETS



Shallow Swivel, mm

Set Contains:

mm	6	A	B	D	E	6
5	IPTMM5	8.6	15.4	35.4	4.1	
5.5	IPTMM5.5	9.5	15.4	35.8	4.1	
6	IPTMM6	10.7	15.4	36.2	4.1	
7	IPTMM7	11.5	15.4	37.4	4.3	
8	IPTMM8	12.7	15.4	38.6	4.8	•
9	IPTMM9	13.9	15.4	39.7	5.3	
10	IPTMM10	15.2	15.4	41.0	5.8	•
11	IPTMM11	16.4	15.4	42.5	6.4	
12	IPTMM12	17.3	17.9	44.9	6.9	•
13	IPTMM13	18.7	17.9	46.1	7.4	•
14	IPTMM14	20.4	17.9	47.6	7.8	•
15	IPTMM15	21.1	17.9	48.1	7.8	•

Set includes storage tray (not magnetic)



Shallow Swivel, inches

Set Contains:

in	6	A	B	C	D	E	6
1/4	IPTM8A	7/16	21/32	9/32	1-25/32	5/32	•
5/16	IPTM10A	17/32	21/32	11/32	1-7/8	5/32	•
3/8	IPTM12A	9/16	21/32	13/32	1-15/16	3/16	•
7/16	IPTM14A	21/32	24/32	7/16	2-1/32	1/4	•
1/2	IPTM16A	23/32	24/32	9/16	2-5/32	9/32	•
9/16	IPTM18A	13/16	24/32	19/32	2-7/32	5/16	•

Set includes storage tray (not magnetic)

SPECIAL APPLICATION IMPACT SOCKETS

Shallow 10-Point, mm

1/4" Drive 10 mm 10-Point Metric Shallow Impact Socket

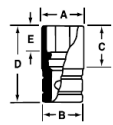
- Body: Remove/install seat tracks on Honda® Odyssey® and Pilot
- Forged from tough alloy steel
- Heat treated to a lower hardness to add impact resistance and ductility

DPTM10 1/4" Drive 10 mm 10-Point Metric Shallow Impact Socket

DPTM8 1/4" Drive 8 mm 10-Point Metric Shallow Impact Socket



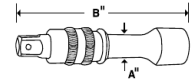
DPTM10



POWER ACCESSORIES

Locking Power Adaptors

- Use with electric/cordless drills and screwdrivers that accept 1/4" shanks
- Manufactured from the highest quality proprietary steel, providing optimum strength and durability
- Knurled sleeve provides easy attachment and removal of sockets even with the greasiest hands
- One handed lock mechanism with ball retention ensures socket retention and allows for faster socket attachment and removal
- Black oxide finish helps protect against corrosion for longer tool life



103TMLPA

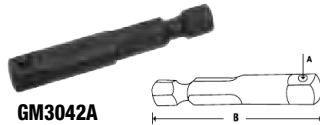
Stock No.	A	B	Set Contains:
TMLPA2	1/4	2	•
TMLPA4	1/4	4	•
TMLPA6	1/4	6	•

Set includes storage tray

Hex To Square

Adaptors (Power)

- 1/4" hex size; 1" length of hex



GM3042A

Stock No.	A	B
GM3042A	Lock Button	2
GM3043	Lock Button	4
GM3046	Lock Button	6
GM3048	Lock Button	8

TORX®/Standard (Power), industrial (1/4")



PTTX20E

#	Stock No.	A	B
T20	PTTX20E	1-9/16	TTX20E2
T25	PTTX25E	1-9/16	TTX25E2

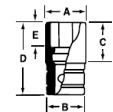
FLANK DRIVE® MAGNETIC POWER SOCKETS

Shallow Magnetic, mm

- Magnetic sockets are perfect for installing and removing a fastener as the magnetic feature will hold the fastener in the socket saving time and frustration
- Square drive side hole works with ball or pin type retention
- Flank Drive® wrenching system grips the fastener on the socket flanks (flats) to deliver up to 15–25% more turning power



110MGMM



Set Contains: 110MGMM

mm	6	A	B	D	E	6
5	MGMM5	8.4	12.1	22.8	4.6	•
5.5	MGMM5.5	9.3	12.1	22.8	5.1	•
6	MGMM6	10.2	12.1	22.8	6.1	•
7	MGMM7	11.5	12.1	22.8	6.1	•
8	MGMM8	12.7	12.7	23.8	6.1	•
10	MGMM10	15.2	15.2	23.8	6.1	•
12	MGMM12	17.3	17.3	23.8	6.4	•
13	MGMM13	18.9	18.9	23.8	7.9	•
14	MGMM14	20.5	20.5	23.8	8.6	•
15	MGMM15	21.3	21.3	23.8	8.6	•



- Do not use chrome or industrial finish hand tools with impact drivers
- Read safety precautions on pages W1 to W4

FLANK DRIVE® MAGNETIC POWER SOCKETS



MGM10C

Shallow Magnetic, inches

II	6	A	B	D	E
1/4	MGM8D	7/16	1/2	7/8	3/32
5/16	MGM10C	1/2	1/2	15/16	3/32
3/8	MGM12C	9/16	19/32	15/16	1/8
7/16	MGM14C	11/16	11/16	15/16	1/8



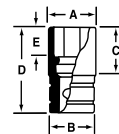
MGMS10A

Deep Magnetic/ Spring Loaded, mm

mm	6	A	B	D	E
7	MGMS7A	10.7	12.4	50.8	5.8
8	MGMS8A	11.8	12.4	50.8	5.8
10	MGMS10A	14.1	14.1	50.8	6.4
11	MGMS11B	15.6	15.6	50.8	6.4
12	MGMS12B	17.3	17.3	50.8	7.1
13	MGMS13A	18.1	18.1	50.8	7.6



MGMS10A



Deep Magnetic/ Spring Loaded, inches

II	6	A	B	D	E
5/16	MGMS10A	3/8	15/32	2	5/16
1/4	MGMS8A	3/8	7/16	2	3/32

1/8" DRIVE GENERAL SERVICE SET



1605TA



1605TA General Service Set 5 Tools, Includes:

II	Stock No.
3/32	T6
1/8	T8
5/32	T10
3/16	T12
1/8" Drive Handle	T40A

GENERAL SERVICE SETS

Handles, chrome

107ATMPB Expandable General Service Set and Additions

- Start with the 107ATMPB General Service Set and add any of the suggested socket sets below to custom build exactly the 1/4" drive set you need
- The storage case has a large enough cavity to accommodate two rows of sockets—standard, semi deep, deep, universal or any combination of these in SAE or metric sizes




107ATMPB

Seven Tools, includes:

Stock No.	Description
T72	1/4" Drive Dual 80® Technology Standard Handle Ratchet
TMU8B	1/4" Drive Universal Joint
TMXK2	1/4" Drive 2" Knurled Extension
TMXK4	1/4" Drive 4" Knurled Extension
TMXK60	1/4" Drive 6" Knurled Extension
TM10G	1/4" Drive 6" Breaker Bar
SGT4BR	1/4" Drive Instinct® Soft Grip Standard Shank Driver

Set (Add-on):

Suggested additions not included in set:	Stock No.	Description
	110TMY	10 pc 1/4" Drive 6-Point SAE Flank Drive® Shallow Socket Set
	110STMY	10 pc 1/4" Drive 6-Point SAE Flank Drive® Deep Socket Set
	111TMMDY	11 pc 1/4" Drive 12-Point Metric Flank Drive® Shallow Socket Set
	111STMMDY	11 pc 1/4" Drive 12-Point Metric Deep Flank Drive® Socket Set
	106ETMAMY	6 pc 1/4" Drive Metric Standard Hex Bit Socket Set



131TMPB

131TMPB 31 pc 1/4" Drive Metric 6-Point Shallow General Service Socket Set

31 Tools, Includes:

mm	6-Point Shallow Sockets	6-Point Deep Sockets
5	TMM5	STMM5
5.5	TMM5.5	STMM5.5
6	TMM6	STMM6
7	TMM7	STMM7
8	TMM8	STMM8
9	TMM9	STMM9
10	TMM10	STMM10
11	TMM11	STMM11
12	TMM12	STMM12
13	TMM13	STMM13
14	TMM14	STMM14
15	TMM15	STMM15

Also Includes:	Stock No.	Description
	TMXK60	1/4" Drive 6" Knurled Extension
	SSDMR4B	8-3/4" Ratcheting Standard Screwdriver
	TMXK2	1/4" Drive 2" Knurled Extension
	T72	1/4" Drive Dual 80° Technology Standard Handle Ratchet
	TM10G	1/4" Drive 6" Breaker Bar
	TMU8B	1/4" Drive Universal Joint
	GMB3041	Hex-To-Square Adaptor



117TMM

117TMM 17 pc 1/4" Drive 6-Point Metric Starter Socket Set

17 Tools, Includes:

mm	6-Point Shallow Sockets
5	TMM5
5.5	TMM5.5
6	TMM6
7	TMM7
8	TMM8
9	TMM9
10	TMM10
11	TMM11
12	TMM12
13	TMM13
14	TMM14
15	TMM15

Also Includes:	Stock No.	Description
	T72	1/4" Drive Dual 80° Technology Standard Handle Ratchet
	TMU8B	1/4" Drive Universal Joint
	TMXK2	1/4" Drive 2" Knurled Extension
	TMXK4	1/4" Drive 4" Knurled Extension

144TMPB 44 pc 1/4" Drive 6-Point Metric/SAE General Service Set

44 Tools, Includes:



144TMPB

mm	6-Point Shallow Sockets	Conventional hex	6-Point Shallow Sockets	mm	6-Point Deep Sockets	Conventional hex	6-Point Deep Sockets
5.5	TMM5.5	3/16	TM6*	5.5	STMM5.5	3/16	STM6
6	TMM6	7/32	TM7*	6	STMM6	7/32	STM7
7	TMM7	1/4	TM8	7	STMM7	1/4	STM8
8	TMM8	9/32	TM9	8	STMM8	9/32	STM9
9	TMM9	5/16	TM10	9	STMM9	5/16	STM10
10	TMM10	11/32	TM11	10	STMM10	11/32	STM11
11	TMM11	3/8	TM12	11	STMM11	3/8	STM12
12	TMM12	7/16	TM14	12	STMM12	7/16	STM14
13	TMM13	1/2	TM16	13	STMM13	1/2	STM16
14	TMM14	9/16	TM18	14	STMM14	9/16	STM18

*Conventional hex

Also Includes:	Stock No.	Description
	T72	1/4" Drive Dual 80° Technology Standard Handle Ratchet
	TMU8B	1/4" Drive Universal Joint
	TMXK2	1/4" Drive 2" Knurled Extension
	TMXK60	1/4" Drive 6" Knurled Extension
	PB99A	Storage Case




- Do not use "cheater bars" on handles
- Do not use chrome or industrial finish hand tools with impact drivers
- Read safety precautions on pages W1 to W4

GENERAL SERVICE SETS



114ATMP 14 pc 1/4" Drive 6-point SAE Shallow General Service Socket Set

14 Tools, Includes:


		6-Point Shallow Sockets
3/16		TM6
7/32		TM7
1/4		TM8
9/32		TM9
5/16		TM10
11/32		TM11
3/8		TM12
7/16		TM14
1/2		TM16
9/16		TM18

Also Includes:	Stock No.	Description
	T72	1/4" Drive Dual 80° Technology Standard Handle Ratchet
	TMU8B	1/4" Drive Universal Joint
	TMXK2	1/4" Drive 2" Knurled Extension
	TMXK4	1/4" Drive 4" Knurled Extension



120DTMPB 20 pc 1/4" Drive SAE 6-Point Shallow General Service Socket Set

20 Tools, Includes:



		6-Point Shallow Sockets
3/16		TM6
7/32		TM7
1/4		TM8
9/32		TM9
5/16		TM10
11/32		TM11
3/8		TM12
7/16		TM14
1/2		TM16
9/16		TM18

Also Includes:	Stock No.	Description
	TM4CSA	1/4" Drive Standard Shank Driver
	TM10G	1/4" Drive 6" Breaker Bar
	TM408	1/4" Drive 8-Point 1/4" Double Square Socket
	TM410	8-Point Double Square Socket
	TM412	8-Point Double Square Socket
	T72	1/4" Drive Dual 80° Technology Standard Handle Ratchet
	TMU8B	1/4" Drive Universal Joint
	TMXK2	1/4" Drive 2" Knurled Extension
	TMXK4	1/4" Drive 4" Knurled Extension
	TMXK60	1/4" Drive 6" Knurled Extension



134ATMP 34 pc 1/4" Drive SAE 6-Point Shallow/Deep General Service Socket Set

34 Tools, Includes:

	6-Point Shallow Sockets		6-Point Deep Sockets
3/16	TM6	3/16	STM6
7/32	TM7	7/32	STM7
1/4	TM8	1/4	STM8
9/32	TM9	9/32	STM9
5/16	TM10	5/16	STM10
11/32	TM11	11/32	STM11
3/8	TM12	3/8	STM12
7/16	TM14	7/16	STM14
1/2	TM16	1/2	STM16
9/16	TM18	9/16	STM18

Also Includes:	Stock No.	Description
	T72	1/4" Drive Dual 80° Technology Standard Handle Ratchet
	TMU8B	1/4" Drive Universal Joint
	TMXK2	1/4" Drive 2" Knurled Extension
	TMXK4	1/4" Drive 4" Knurled Extension
	TMXK60	1/4" Drive 6" Knurled Extension
	SGT4BR	1/4" Drive Instinct® Soft Grip Standard Shank Driver
	TM10G	1/4" Drive 6" Breaker Bar
	TM61A	1/4" Drive 6" Flexible Extension
	TM67A	1/4" Drive Ratchet Adaptor
	TM82	1/4" Drive Flat Tip Short Bit Socket
	TM408	1/4" Drive 8-Point 1/4" Double Square Socket
	TM410	8-Point Double Square Socket
	TM412	8-Point Double Square Socket
	TMS70A	1/4" Drive Spinner Ratchet



Quick Release Ratchets (Blue-Point®) (1/4")

Stock No.	Description	Gear Teeth	Swing Arc	A	B	C	Repair Kit
BPRTR936	1/4" Drive Standard Handle Quick-Release Ratchet (Blue-Point®)	36	10°	15/32	31/32	5-5/8	RKRBPRTR936
BPRTR936SG	1/4" Drive Soft Grip Handle Quick-Release Ratchet (Blue-Point®)	36	10°	15/32	31/32	5-5/8	RKRBPRTR936

ASME®/ANSI® B107.10

BPR703 3 pc Standard Handle Quick-Release Ratchet Set (Blue-Point®)

- 1/4" drive BPRTR936, 3/8" drive BPRFR938 and 1/2" drive BPRSR940 Ratchets (3 pc) in storage tray

BPRTR936SG 1/4" Drive Soft Grip Handle Quick-Release Ratchet (Blue-Point®)

- Quick-release button for rapid socket/accessory changes, even with greasy or oily hands
- Corrosive resistant bi-mold cushion grips for improved comfort and performance
- Chrome finish for easy clean up



Ratchet Spinners (Blue-Point®) (1/4")

Stock No.	Square Drive, inches	Description	A	B
FSDR	1/4 Male to 1/4 Female	Finger Ratchet (Blue-Point®)	1-1/8	1-7/16
FSD14	3/8 Male to 1/4 Female	Spinner Adaptor (Blue-Point®)	1	1-1/2
FSD38	1/4 Male to 3/8 Female	Spinner Adaptor (Blue-Point®)	1	1-1/2
FSDR1	3/4 Male to 1/4 Female	Finger Ratchet (Blue-Point®)	1-1/8	1-7/16
BLPSD14	3/8 Male to 1/4 Female	1/4" Drive Ratchet Spinner (Blue-Point®)	7/8	27/32

ASME®/ANSI® B107.10

FSD3KT Spinner Adaptor Set (Blue-Point®)

- Includes FSD14 (3/8 male to 1/4 female), FSD38 (1/4 male to 3/8 female) and FSD1 (3/8 male to 3/8 male)

FSDR Finger Ratchet (Blue-Point®)

- Reversible, finger ratchet; small size works great for extremely tight areas
- Aluminum knurled outer ring for sure grip
- 1/4" drive on one side and 1/4" hex drive on other side

Breaker Bars (Blue-Point®) (1/4")



Stock No.	Description	A	B	C
BLPBB146	1/4" Drive 6" Breaker Bar	5/8	6	3/8



- Do not use chrome or industrial finish hand tools with impact drivers
- Do not use "cheater bars" on handles
- Read safety precautions on pages W1 to W4

RATCHETS, HANDLES AND ACCESSORIES Blue-Point®



BLPCGHD146

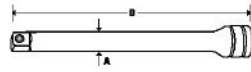
Handled Drivers (Blue-Point®)

Stock No.	Length, inches
BLPCGHD146	6



BLPTXK1.5

Knurled Extensions (Blue-Point®)



Stock No.	B
BLPTXK1.5	1-9/16
BLPTXK2	2-3/32
BLPTXK3	2-15/16
BLPTXK4	4
BLPTXK6	6

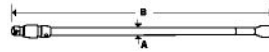
Set Screw Locking Extensions (Blue-Point®)

YA515A 1/4" Drive 1-11/16" Set Screw Locking Extension (Blue-Point®)

- Allows easy and secure tool stacking
- Securely connects breaker bar, extensions and ratchets to socket and socket drivers for overhead work
- Sliding sleeve for easy removal



YA515A

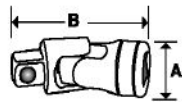


Stock No.	Finish	A	B
YA515A	Chrome	1/2	1-11/16



BLPUJ14

Universal Joints, chrome (Blue-Point®)



Stock No.	A	B
BLPUJ14	5/8	1-1/2

Extra Long Locking Extensions (Blue-Point®)

1/4" Drive 12" Extra Long Locking Extension (Blue-Point®)

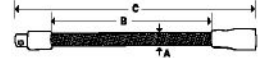
- Smooth, durable chrome finish
- Made from tough 6130 steel
- Secure socket retention
- Do not use with power or impact tools

Stock No.	Description	Length, inches	Square Drive, inches
BLPEXTL1412	1/4" Drive 12" Extra Long Locking Extension (Blue-Point®)	12	1/4
BLPEXTL1418	1/4" Drive 18" Extra Long Locking Extension (Blue-Point®)	18	1/4
BLPEXTL1424	1/4" Drive 24" Extra Long Locking Extension (Blue-Point®)	24	1/4



BLPEXTF146

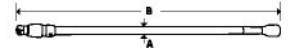
Flexible Extensions (Blue-Point®)



Stock No.	A	B	C
BLPEXTF146	5/16	3-5/8	6



103TMXLBP



Locking Extensions, chrome (Blue-Point®)

Set Contains:

Stock No.	B	
TMXLBP4	4	•
TMXLBP6	6	•
TMXLBP10	10	•

Set shown includes storage tray



T9TURBO

Turbo T-handle Speed Drivers (Blue-Point®)

TURBOT103 Turbo T-handle Set (Blue-Point®)

- T9TURBO (1/4" drive), TH10TURBO (1/4" hex) and F11TURBO (3/8" drive)
- Three pieces in storage tray

Stock No.	Description	Handle Type
T9TURBO	1/4" Square Drive	Turbo T-Handle
TH10TURBO	1/4" Hex	Turbo T-Handle

Square Drive Adaptors (Blue-Point®)



BLPAFM3814

BLPAFM1438

Stock No.	Description	A	B
BLPAFM3814	3/8" internal drive x 1/4" external drive Adaptor (Blue-Point®)	3/8	1/4
BLPAFM1438	Square Drive Adaptor (Blue-Point®)	1/4	3/8



BLPEXTL1412



BLPEXTL1418



BLPEXTL1424



BLPSM145



BLPSM149



BLPSM1412





BLPS1414





BLPS14716

Shallow, mm, chrome (Blue-Point®)

		Length, mm
4	BLPSM144	24.8
4.5	BLPSM144.5	24.8
5	BLPSM145	24.8
5.5	BLPSM145.5	24.8
6	BLPSM146	24.8
7	BLPSM147	24.8
8	BLPSM148	24.8
9	BLPSM149	24.8
10	BLPSM1410	24.8
11	BLPSM1411	24.8
12	BLPSM1412	24.8
13	BLPSM1413	24.8
14	BLPSM1414	24.8

Shallow, inches, chrome (Blue-Point®)

		Length, inches
3/16	BLPS14316	1
7/32	BLPS14732	1
1/4	BLPS1414	1
9/32	BLPS14932	1
5/16	BLPS14516	1
11/32	BLPS141132	1
3/8	BLPS1438	1
7/16	BLPS14716	1
1/2	BLPS1412	1
9/16	BLPS14916	1
5/8	BLPS1458	1



BLPLSM145



BLPLSM1412





BLPLS1414





BLPLS1412

Deep, mm, chrome (Blue-Point®)

		Length, mm
4	BLPLSM144	50
5	BLPLSM145	50
6	BLPLSM146	50
7	BLPLSM147	50
8	BLPLSM148	50
9	BLPLSM149	50
10	BLPLSM1410	50
11	BLPLSM1411	50
12	BLPLSM1412	50
13	BLPLSM1413	50
14	BLPLSM1414	50

Deep, inches, chrome (Blue-Point®)

		Length, inches
3/16	BLPLS14316	1-31/32
7/32	BLPLS14732	1-31/32
1/4	BLPLS1414	1-31/32
9/32	BLPLS14932	1-31/32
5/16	BLPLS14516	1-31/32
11/32	BLPLS141132	1-31/32
3/8	BLPLS1438	1-31/32
7/16	BLPLS14716	1-31/32
1/2	BLPLS1412	1-31/32
9/16	BLPLS14916	1-31/32
5/8	BLPLS1458	1-31/32




• Do not use chrome or industrial finish hand tools with impact drivers
 • Read safety precautions on pages W1 to W4

SOCKETS Blue-Point®



BLPS81414

8-Point, inches, chrome (Blue-Point®)

		Length, inches
1/4	BLPS81414	1
3/8	BLPS81438	1
5/16	BLPS814516	1




122TSTY



TSTY70

Set Contains:
122TSTY

Twist Impact, inches/mm

	Stock No.	Length, inches (mm)	
4.50 mm	TSTY45	1 (25.4)	•
4.75 mm and 3/16"	TSTY47	1 (25.4)	•
5.00 mm	TSTY50	1 (25.4)	•
5.25 mm	TSTY52	1 (25.4)	•
5.50 mm	TSTY55	1 (25.4)	•
5.75 mm	TSTY57	1 (25.4)	•
6.00 mm	TSTY60	1 (25.4)	•
6.25 mm and 1/4"	TSTY62	1 (25.4)	•
6.50 mm	TSTY65	1 (25.4)	•
6.75 mm	TSTY67	1 (25.4)	•
7.00 mm	TSTY70	1 (25.4)	•
7.25 mm and 9/32"	TSTY72	1 (25.4)	•
7.50 mm	TSTY75	1 (25.4)	•
7.75 mm	TSTY77	1 (25.4)	•
8.00 mm and 5/16"	TSTY80	1 (25.4)	•
8.25 mm	TSTY82	1 (25.4)	•
8.50 mm	TSTY85	1 (25.4)	•
8.75 mm and 11/32"	TSTY87	1 (25.4)	•
9.00 mm	TSTY90	1 (25.4)	•
9.25 mm	TSTY92	1 (25.4)	•
9.50 mm and 3/8"	TSTY95	1 (25.4)	•
10.00 mm	TSTY100	1 (25.4)	•

122TSTY 22 pc 1/4" Drive SAE/Metric Twist Impact Socket Set


- Includes (22) twist impact sockets (4.5–10 mm) and (3/16–3/8")
- Remove rounded or damaged fasteners with almost any head configuration (hex, round, square and more)
- Use on nuts and bolts from 2.3–6 mm and #2–#10 sizes and studs from 4.5–10 mm (3/16–3/8")
- Other applications include oil pan drain plugs, corroded marine nuts and bolts, exhaust manifold nuts and pipe nipples

TORX® SOCKETS Blue-Point®



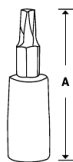
BLPTE144

TORX/External, chrome (Blue-Point®)

	Stock No.	Length, inches
E4	BLPTE144	1
E5	BLPTE145	1
E6	BLPTE146	1
E7	BLPTE147	1
E8	BLPTE148	1

TORX® BIT SOCKETS Blue-Point®

1/4" DRIVE TOOLS



BLPT1415

★ TORX®/Standard (Blue-Point®)

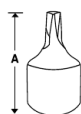
#	Stock No.	A
T6	BLPT146	1-7/16
T7	BLPT147	1-7/16
T8	BLPT148	1-7/16
T9	BLPT149	1-7/16
T10	BLPT1410	1-7/16
T15	BLPT1415	1-7/16
T20	BLPT1420	1-7/16
T25	BLPT1425	1-7/16
T27	BLPT1427	1-7/16
T30	BLPT1430	1-7/16



BLPTL1410

★ TORX®/Long (Blue-Point®)

#	Stock No.	A
T6	BLPTL146	3-15/16
T7	BLPTL147	3-15/16
T8	BLPTL148	3-15/16
T9	BLPTL149	3-15/16
T10	BLPTL1410	3-15/16
T15	BLPTL1415	3-15/16
T20	BLPTL1420	3-15/16
T25	BLPTL1425	3-15/16
T27	BLPTL1427	3-15/16
T30	BLPTL1430	3-15/16



BLPTORX1410

★ TORX®/Stubby, chrome (Blue-Point®) (1/4")

Set Contains:

#	Stock No.	A	
T10	BLPTS1410	3/4	•
T15	BLPTS1415	3/4	•
T20	BLPTS1420	3/4	•
T25	BLPTS1425	3/4	•
T27	BLPTS1427	3/4	•
T30	BLPTS1430	3/4	•
T40	BLPTS1440	3/4	•
T45	BLPTS1445	3/4	•
T47	BLPTS1447	3/4	•
T50	BLPTS1450	3/4	•

Set shown includes storage tray

BLPTORX1410



BLPTS1425TP

★ TORX®/Tamper Resistant, Stubby (Blue-Point®) (1/4")

#	Stock No.	A
TP8	BLPTS148TP	3/4
TP10	BLPTS1410TP	3/4
TP15	BLPTS1415TP	3/4
TP20	BLPTS1420TP	3/4
TP25	BLPTS1425TP	3/4
TP27	BLPTS1427TP	3/4
TP30	BLPTS1430TP	3/4
TP40	BLPTS1440TP	3/4
TP45	BLPTS1445TP	3/4
TP50	BLPTS1450TP	3/4



BLPT1420TP

★ TORX®/Tamper Resistant, Standard (Blue-Point®) (1/4")

#	Stock No.	A
T6	BLPT146TP	1-7/16
T7	BLPT147TP	1-7/16
T8	BLPT148TP	1-7/16
T9	BLPT149TP	1-7/16
T10	BLPT1410TP	1-7/16
T15	BLPT1415TP	1-7/16
T20	BLPT1420TP	1-7/16
T25	BLPT1425TP	1-7/16
T27	BLPT1427TP	1-7/16
T30	BLPT1430TP	1-7/16



BLPTL1425TP

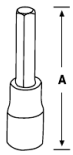
★ TORX®/Tamper Resistant, Long, chrome (Blue-Point®) (1/4")

#	Stock No.	A
T6	BLPTL146TP	3-15/16
T7	BLPTL147TP	3-15/16
T8	BLPTL148TP	3-15/16
T9	BLPTL149TP	3-15/16
T10	BLPTL1410TP	3-15/16
T15	BLPTL1415TP	3-15/16
T20	BLPTL1420TP	3-15/16
T25	BLPTL1425TP	3-15/16
T27	BLPTL1427TP	3-15/16
T30	BLPTL1430TP	3-15/16



• Do not use chrome or industrial finish hand tools with impact drivers
 • Read safety precautions on pages W1 to W4

METRIC HEX BIT SOCKETS Blue-Point®



BLPHEXS1418

Hex/Stubby, mm, chrome (Blue-Point®) (1/4")

mm		A
2	BLPHSM142	19.05
2.5	BLPHSM1425	19.05
3	BLPHSM143	19.05
4	BLPHSM144	19.05
5	BLPHSM145	19.05
6	BLPHSM146	19.05
7	BLPHSM147	19.05
8	BLPHSM148	19.05
9	BLPHSM149	19.05
10	BLPHSM1410	19.05

BLPHEXS1418 18 pc 1/4" Drive SAE/Metric Stubby Hex Bit Socket Set (Blue-Point®)

- Includes (9) SAE stubby hex bit sockets (3/32–3/8") and (9) metric stubby hex bit sockets (2–10 mm)
- Includes storage tray

Hex/Standard, mm, chrome (Blue-Point®) (1/4")



BLPH124

mm		Length, mm
2.5	BLPH1425	34.9
3	BLPH123	60.3
4	BLPH124	60.3
5	BLPH125	60.3
6	BLPH126	60.3

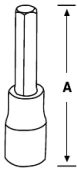


BLPHL145

Hex/Long, mm (Blue-Point®)

mm		Length, mm
4	BLPHL144	100
5	BLPHL145	100
6	BLPHL146	100

HEX BIT SOCKETS Blue-Point®

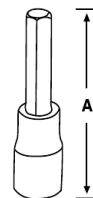


Hex/Standard, inches, chrome (Blue-Point®) (1/4")



BLPH1414

"		A
1/8	BLPH1418	1-7/16
9/64	BLPH14964	1-7/16
5/32	BLPH14532	1-7/16
3/16	BLPH14316	1-7/16
7/32	BLPH14732	1-7/16
1/4	BLPH1414	1-7/16
5/16	BLPH14516	1-7/16



BLPHS1414

Hex/Stubby, inches, chrome (Blue-Point®) (1/4")

"		A
5/64	BLPHS14564	3/4
3/32	BLPHS14332	3/4
7/64	BLPHS14764	3/4
1/8	BLPHS1418	3/4
5/32	BLPHS14532	3/4
3/16	BLPHS14316	3/4
7/32	BLPHS14732	3/4
1/4	BLPHS1414	3/4
5/16	BLPHS14516	3/4
3/8	BLPHS1438	3/4



BLPHL14532

Hex/Long, inches (Blue-Point®)

"		Length, inches
1/8"	BLPHL1418	3-15/16
3/16"	BLPHL14316	3-15/16
5/32"	BLPHL14532	3-15/16

TRIPLE SQUARE BIT SOCKETS Blue-Point®

Triple Square/Stubby, XZN, chrome (Blue-Point®) (1/4")

mm	Stock No.	A
4	BLPXZN144	27
5	BLPXZN145	27
6	BLPXZN146	27
8	BLPXZN148	27
10	BLPXZN1410	27
12	BLPXZN1412	27



FLAT TIP BIT SOCKETS Blue-Point®

Flat Tip/Standard, chrome (Blue-Point®) (1/4")

	mm	Stock No.	A
Standard Length	5/32	BLPFT14532	1-7/16
	7/32	BLPFT14732	1-7/16
	9/32	BLPFT14932	1-7/16
Short	1/4	BLPFS1414	3/4
	3/8	BLPFS1438	3/4



PHILLIPS® TIP BIT SOCKETS

PHILLIPS®/Standard, chrome (Blue-Point®) (1/4")

	mm	Stock No.	A
Standard Length	#0	BLPP140	1-7/16
	#1	BLPP141	1-7/16
	#2	BLPP142	1-7/16
Stubby	#1	BLPPS141	3/4
	#2	BLPPS142	3/4



HEX BIT SOCKETS

Hex/Stubby, Tamper Resistant, SAE, chrome (Blue-Point®) (1/4")

1/4" Drive SAE 1/4" Tamper Resistant SAE Stubby Hex Socket Driver (Blue-Point®)

- All drivers have a hole in the driver tip for tamper proof hex fasteners
- Stubby one-piece impact quality drivers
- Satin chrome-plated with bold marking for easy identification
- Heavy gauge vacuum formed plastic tray
- All stubby hex drivers are 3/4 long with 1/4 square drive
- S2 alloy steel, the strongest, hardest drivers available
- Heat treated to 58-62 RC



Hex/Stubby, Tamper Resistant, mm, chrome (Blue-Point®) (1/4")

- All drivers have a hole in the driver tip for tamper proof hex fasteners
- Stubby one piece impact quality drivers
- Satin chrome plated with bold marking for easy identification
- Heavy gauge vacuum formed plastic tray
- All stubby hex drivers are 3/4" long with 1/4" square drive
- S2 alloy steel, the strongest, hardest drivers available
- Heat treated to 58-62 RC
- Limited lifetime warranty



mm	Stock No.	A
1/4	BLPTHS1414	3/4
1/8	BLPTHS1418	3/4
3/16	BLPTHS14316	3/4
3/32	BLPTHS14332	3/4
3/8	BLPTHS1438	3/4
5/16	BLPTHS14516	3/4
5/32	BLPTHS14532	3/4
7/32	BLPTHS14732	3/4
7/64	BLPTHS14764	3/4

Size, mm	Stock No.	Length, mm
2	BLPTHSM142	19.05
2.5	BLPTHSM1425	19.05
3	BLPTHSM143	19.05
4	BLPTHSM144	19.05
5	BLPTHSM145	19.05
6	BLPTHSM146	19.05
7	BLPTHSM147	19.05
8	BLPTHSM148	19.05
10	BLPTHSM1410	19.05



- Do not use chrome or industrial finish hand tools with impact drivers
- Read safety precautions on pages W1 to W4

COMBINATION BIT SOCKET SETS Blue-Point®



BLPHSSC30



BLPTSSC43



BLPBSS40



BLPTH87

1/2" Combination Bit Socket Sets (Blue-Point®)

BLPHSSC30 30 pc 1/4, 3/8 and 1/2" Drive Hex Bit Socket Set (Blue-Point®) Set Components

1/4" Drive:

- (6) SAE hex bit sockets (1/8–1/4")
- (5) metric hex bit sockets (2.5–6 mm)

3/8" Drive:

- (5) SAE hex bit sockets (7/32–7/16")
- (5) metric hex bit sockets (6–10 mm)

1/2" Drive:

- (4) SAE hex bit sockets (1/2–3/4")
- (5) metric hex bit sockets (10–19 mm)
- Includes storage case

BLPTSSC43 43 pc 1/4, 3/8 and 1/2" Drive TORX® Socket and TORX® Bit Socket Set (Blue-Point®)

- (5) (1/4" drive) external TORX® sockets (E4–E8)
- (10) tamper resistant TORX® bit sockets (T6–T30)
- (10) tamper resistant TORX® long bit sockets (T6–T30)
- (4) (3/8" drive) external TORX® sockets (E10–E16)
- (3) tamper resistant TORX® bit sockets (T40, T45 and T50)
- (3) tamper resistant TORX® long bit sockets (T40, T45 and T50)
- (4) (1/2" drive) external TORX® sockets (E18–E24)
- (2) tamper resistant TORX® bit sockets (T55 and T60)
- (2) tamper resistant TORX® long bit sockets (T55 and T60)
- (1) storage case

Combination Bit Socket Sets (Blue-Point®)

BLPBSS40 40 pc 1/4" Drive Stubby Bit Socket Set (Blue-Point®)

- Includes (10) metric bit sockets (2–10 mm)
- Includes (10) SAE bit sockets (5/64–3/8")
- Includes (10) TORX® tamper-resistant bit sockets (TP8–TP50)
- Includes (6) XZN triple square bit sockets (XZN4–XZN12)
- Includes (2) PHILLIPS® bit sockets (#1 and #2)
- Includes (2) flat tip bit sockets (1/4 and 3/8")
- Includes storage case

1/2" Combination Bit Socket Sets (Blue-Point®)

BLPTH87 87 pc TORX® and Hex Bit Socket Set (Blue-Point®)

Set Components

1/4" Drive:

- (5) External TORX® sockets (E4–E8)
- (10) TORX® bit sockets (T6–T30)
- (10) Long TORX® bit sockets (T6–T30)
- (5) Metric hex bit sockets (2.5–6 mm)
- (3) Long metric hex bit sockets (4–6 mm)
- (6) Hex bit sockets (1/8–1/4")
- (3) Long hex bit sockets (1/8–3/16")

3/8" Drive:

- (4) External TORX® sockets (E10–E16)
- (3) TORX® bit sockets (T40–T50)
- (3) Long TORX® bit sockets (T40–T50)
- (5) Metric hex bit sockets (6–10 mm)
- (4) Long metric hex bit sockets (7–10 mm)
- (4) Hex bit sockets (7/32–3/8")
- (4) Long hex bit sockets (7/32–3/8")

1/2" Drive:

- (4) External TORX® sockets (E18–E24)
- (2) TORX® bit sockets (T55, T60)
- (2) Long TORX® bit sockets (T55, T60)
- (5) Metric hex bit sockets (10–19 mm)
- (5) Hex bit sockets (7/16–3/4")

General Service Sets (Blue-Point®)

BLPGSS1427 27 pc 1/4" Drive General Service Set (Blue-Point®)

- Great for use at home or on the road
- Set offers a full range of deep and shallow sockets for the most common fastener applications
- Smallest and most compact general service set offered yet
- Ratchet and Handle Driver both available for a variety of jobs
- Compact case fits in shallow Snap-on® tool box drawer
- 11 SAE (3/16" 5/8") 6-point shallow sockets
- 11 SAE (3/16" 9/16") 6-point deep sockets
- (3) ratchet/socket accessories
- Quick-release ratchet
- Spinner handle
- BLPGSS1427PB storage case

BLPGSS1427PB Case for BLPGSS1427 (Blue-Point®)



BLPGSS1427

BLPGSS1438 38 pc 1/4" Drive SAE/Metric General Service Socket Set (Blue-Point®)

- Includes (11) SAE (3/16–5/8") (11) metric (4–14 mm) 6-point shallow sockets, (4) SAE hex bit sockets (9/64, 3/16, 7/32 and 1/4"), (3) flat tip bit sockets (5/32, 3/16 and 1/4"), (2) Phillips® tip bit sockets (#1 and #2), (5) ratchet/socket accessories, quick-release ratchet and spinner handle
- Includes storage case

BLPGSS1438PB Case for BLPGSS1438 (Blue-Point®)



BLPGSS1438

BLPGSSM1427 27 pc 1/4" Drive Metric General Service Set (Blue-Point®)

- Great for use at home or on the road
- Set offers a full range of deep and shallow sockets for the most common fastener applications
- Smallest and most compact general service set offered yet
- Ratchet and Handle Driver both available for a variety of jobs
- Compact case fits in shallow Snap-on® tool box drawer
- Components (all 1/4" drive):
- 11 metric (4–14 mm) 6-point shallow sockets
- 11 metric (4–14 mm) 6-point deep sockets
- (3) ratchet/socket accessories
- Quick-release ratchet
- Spinner handle
- BLPGSSM1427PB storage case

BLPGSSM1427B Case for BLPGSSM1427 General Service Set (Blue-Point®)



BLPGSSM1427



- Do not use "cheater bars" on handles
- Do not use chrome or industrial finish hand tools with impact drivers
- Read safety precautions on pages W1 to W4

GENERAL SERVICE SETS Blue-Point®



BLPGSS1451A



BLPGSS1462



BLPGSSC100



BLPGSSC155

General Service Sets (Blue-Point®)

BLPGSS1451A 51 pc 1/4" Drive SAE/Metric General Service Socket Set (Blue-Point®)

- Includes (10) SAE (3/16–9/16") (13) metric (4–14 mm) standard sockets, (3) SAE (1/4, 5/16 and 3/8") 6-point sockets, (6) TORX® bit sockets (T8–T27), (6) SAE hex bit sockets (1/8–5/16"), (3) flat tip bit sockets (5/32, 7/32 and 9/32"), (3) PHILLIPS® bit sockets (#0, #1 and #2), (6) ratchet/socket accessories and ratchet
- Includes storage case

BLPGSS1462 62 pc 1/4" Drive SAE and Metric General Service Set (Blue-Point®)

- Small and compact general service set great for use at home or on the road
- Full range of deep and shallow sockets for the most common fastener applications
- Ratchet and Handle Driver both available for a variety of jobs
- Set includes: (11) SAE (3/16–5/8") and (11) Metric (4–14 mm) Standard Sockets, (11) SAE (3/16–5/8") and (11) Metric (4–14 mm) Deep Sockets, (1) Bit Holder, (4) Hex Bits (9/64, 3/16, 7/32, 1/4"), (3) Flat Tip Bits (5/32, 3/16, 1/4"), (2) PHILLIPS® Bits (#1, #2), (7) Ratchet/Socket Accessories, (1) Ratchet
- Removable Foam Divider that doubles as a Kneeling Pad
- Steel Reinforced Hinges on storage case
- Tools are made of high grade steel alloy, feature a Lifetime Warranty and exceed ANSI® Standards

BLPGSS1462PB Storage Case (Blue-Point®)**BLPGSSC100 General Service Set**

- Components (1/4" drive):
- (10) SAE (3/16–9/16") and (13) Metric (4–14 mm) standard sockets
- (6) Ratchet/socket accessories
- Ratchet
- Components (3/8" drive):
- 13 SAE (1/4"-1") and 19 metric (6–24 mm)
- (11) External TORX® sockets (E4–E20)
- (2) spark plug sockets (5/8", 13/16")
- (5) ratchet/socket accessories
- Ratchet
- Components (Combination Wrenches):
- (9) SAE combination wrenches (1/4–3/4")
- (10) metric combination wrenches (10–19 mm)

BLPGSSC100PB Storage Case (Blue-Point®)**BLPGSSC155 155 pc Combination Drive General Service Set (Blue-Point®)**

- Set Components (1/4" drive): (10) SAE (3/16–9/16") and (13) Metric (4–14 mm) Standard Sockets, (10) SAE (3/16–9/16") and (11) Metric (4–14 mm) Deep Sockets, (20) Assorted 1/4" Hex Bits with Bit Holder, (5) Ratchet/Socket Accessories, (1) Quick Release Ratchet
- Set components (3/8" drive): (13) SAE (1/4–1") and (19) metric (6–24 mm) standard sockets, (11) SAE (3/8–1") and (15) metric (10–24 mm) deep sockets, (11) external TORX® sockets (E4–E20), (2) spark plug sockets (5/8, 13/16") (3) metric hex socket drivers (7, 8 and 10 mm), (4) tamper resistant TORX® socket drivers (T40, T45, T50, T55), (5) ratchet/socket accessories, (1) quick-release ratchet, (1) spinner handle
- Durable storage case
- Removable foam divider that doubles as a kneeling pad
- Double Injected Slip Resistant Santoprene Handles
- Steel Reinforced Hinges on storage case
- Tools are made of high-grade steel alloy, feature a lifetime warranty and exceed ANSI® standards

BLPGSSC155PB Storage Case (Blue-Point®)

Talk about versatility, our $\frac{3}{8}$ " drive tools are the go-tos for most any application. Plus, whether it's anything from a broad range of ratchets to sockets and extensions, you'll know they'll perform flawlessly time after time, year after year.

BETTER MATERIALS MAKE BETTER TOOLS.

Every Snap-on® ratchet is made from our proprietary alloy steel and features precision-crafted gears, springs and pawls. Dual 80° Technology provides an 80-tooth gear for more power in less space, while a compact ratchet head and smaller ratcheting arc deliver smoother movement and torque transfer. The sockets are the industry's best, too, with exclusive advantages like Flank Drive® for up to 20% more torque and reduced slippage. Concentric broaching with uniform wall thickness. As well as chamfered socket ends for easy fastener and drive engagements.

3/8" DRIVE TOOLS



RATCHETS



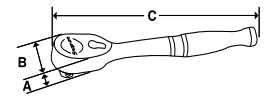
Dual 80® Technology Ratchets

Stop, Turn and Listen. A smoother, stronger ratchet.

Try them to believe them.

Dual 80® Technology Ratchets Feature:

- 80-tooth gear
- Seven teeth in contact with gear to provide strength and durability




Stock No.	Description	Gear Teeth	Swing Arc	A	B	C	Repair Kit
FK80***	3/8" Drive Dual 80® Technology Stubby Handle Ratchet	80	4.5	9/16	1-1/4	4-3/16	RKRF80
F80	3/8" Drive Dual 80® Technology Standard Handle Ratchet	80	4.5	9/16	1-1/4	7-7/16	RKRF80
FL80	3/8" Drive Dual 80® Technology Long Handle Ratchet	80	4.5	9/16	1-1/4	10-5/16	RKRF80
FLL80	3/8" Drive Dual 80® Technology Extra Long Handle Ratchet	80	4.5	9/16	1-1/4	17-1/2	RKRF80
FKF80A*	3/8" Drive Dual 80® Technology Stubby Handle Flex-Head Ratchet	80	4.5	9/16	1-1/4	4-3/4	RKRF80
FF80A*	3/8" Drive Dual 80® Technology Standard Handle Flex-Head Ratchet	80	4.5	9/16	1-1/4	8-3/8	RKRF80
FBF80A*	3/8" Drive Dual 80® Technology Standard Bent Handle Flex-Head Ratchet	80	4.5	9/16	1-1/4	11-1/4	RKRF80
FLF80A*	3/8" Drive Dual 80® Technology Long Handle Flex-Head Ratchet	80	4.5	9/16	1-1/4	11-1/2	RKRF80
FX80A**	3/8" Drive Dual 80® Technology Standard Handle Locking Flex-Head Ratchet	80	4.5	9/16	1-1/4	11-3/8	RKRF80
GF80	3/8" Drive Dual 80® Technology Standard Industrial Handle Ratchet	80	4.5	9/16	1-1/4	7-7/16	RKRF80

ASME®/ANSI® B107.10

*Uses RKRF841JT Flex Joint Repair Kit.

**Uses RKRF841JT Flex Joint Repair Kit and RKRFX936ALM Locking Mechanism Repair Kit.

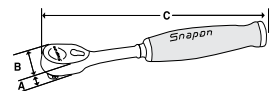
***ASME®/ANSI® B107.10 with exception of the length.



Dual 80® Technology Soft Grip Handle, chrome (3/8")

3/8" Drive Dual 80® Technology Standard Red Soft Grip Handle Flex-Head Ratchet

- 80-tooth gear
- Seven teeth in contact with gear to provide strength and durability
- Up to 25% less ratcheting arc to engage the next gear tooth
- Sealed head keeps dirt and other contaminants out of the head mechanism



Stock No.	Description	Gear Teeth	Swing Arc	A	B	C	Repair Kit
FH80	Standard Red Soft Grip Handle Ratchet	80	4.5	9/16	1-1/4	9-1/2	RKRF80
FHL80	Long Red Soft Grip Handle Ratchet	80	4.5	9/16	1-1/4	12-1/2	RKRF80
FHLL80	Extra Long Red Soft Grip Handle Ratchet	80	4.5	9/16	1-1/4	18-3/4	RKRF80
FHF80A*	Standard Red Soft Grip Handle Flex Head Ratchet	80	4.5	9/16	1-1/4	10-3/8	RKRF80
FHOF80A	Standard Offset Red Soft Grip Handle Flex Head Ratchet	80	4.5	9/16	1-1/4	9-15/16	RKRF80
FHBF80A	Standard Bent Red Soft Grip Handle Flex Head Ratchet	80	4.5	9/16	1-1/4	13.375	RKRF80
FHLF80A	Long Red Soft Grip Handle Flex Head Ratchet	80	4.5	9/16	1-1/4	13-11/16	RKRF80
FHX80A	Standard Red Soft Grip Handle Locking Flex Head Ratchet	80	4.5	9/16	1-1/4	11-15/16	RKRF80
FHLLF80	Extra Long Red Soft Grip Handle Flex Head Ratchet	80	4.5	11/16	1-3/4	19-1/2	RKRFLF80

ASME®/ANSI® B107.10



• Do not use "cheater bars" on handles
 • Read safety precautions on pages W1 to W4

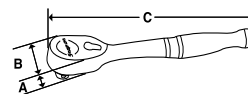
RATCHETS



FC72



FCF72



Dual 80® Technology Compact Head (3/8")

Ratchet Features:

- Compact head design offers greater accessibility
- Swivel head ratchets provide a variety of ratcheting positions

Stock No.	Description	Gear Teeth	Swing Arc	A	B	C	Repair Kit
FC72	3/8" Drive Dual 80® Technology Compact Head Ratchet	72	5	7/16	15/16	4-7/16	RKRFC72
FCF72	3/8" Drive Dual 80® Technology Compact Flex-Head Ratchet	72	5	7/16	15/16	6-1/4	RKRFC72

ASME®/ANSI® B107.10



FR80



FHR80



FRLL80



FRLF80A



FHRLF80A



FRX80A

Quick Release Ratchets (3/8")

3/8" Drive Dual 80® Technology Standard Red Soft Grip Handle Quick-Release Ratchet

- 80-tooth gear for 4.5° of swing arc
- Seven teeth in contact with gear to provide strength and durability
- Quick-release has a positive locking feature to hold socket securely in place when needed and push button for easy removal
- Sealed head keeps dirt and other contaminants out of the head mechanism
- Contoured handle for comfort and control

Stock No.	Description	Gear Teeth	Swing Arc	A	B	C	Repair Kit
FR80	3/8" Drive Dual 80® Technology Standard Handle Quick-Release Ratchet	80	4.5	9/16	1-1/4	7-7/16	RKRFR80
FRLL80	3/8" Drive Dual 80® Technology Extra Long Handle Quick-Release Ratchet	80	4.5	9/16	1-1/4	17-1/2	RKRFR80
FRLF80A	3/8" Drive Dual 80® Technology Long Handle Quick-Release Flex-Head Ratchet	80	4.5	9/16	1-1/4	11-1/2	RKRFR80
FHR80	3/8" Drive Dual 80® Technology Standard Red Soft Grip Handle Quick-Release Ratchet	80	4.5	9/16	1-1/4	9-9/16	RKRFR80
FHRLF80A	3/8" Drive Dual 80® Technology Long Red Soft Grip Handle Quick-Release Flex-Head Ratchet	80	4.5	9/16	1-1/4	13-11/16	RKRFR80
FRX80A	3/8" Drive Dual 80® Technology Standard Handle Quick-Release Locking Flex-Head Ratchet	80	4.5	9/16	1-1/4	11-3/8	RKRFR80
FHRX80A	3/8" Drive Dual 80® Technology Standard Red Soft Grip Handle Quick-Release Locking Flex-Head Ratchet	80	4.5	9/16	1-1/4	11-15/16	RKRFR80

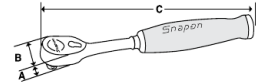
ASME®/ANSI® B107.10
FH936-12 Soft Grip Replacement Handle



Round Head, chrome (3/8")

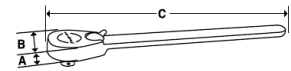
Round Head Ratchets

The Snap-on® Round Head features up to 100 teeth to achieve the lowest possible swing arc. Slim, round head ratchets are perfect for the tightest of space constraints.



Stock No.	Description	Gear Teeth	Swing Arc	A	B	C	Repair Kit
FHCNF72	3/8" Drive Compact Round Head Red Soft Grip Swivel Ratchet	72	5	7/16	1-1/4	6-7/8	RKRFHCNF72
FHNF100	3/8" Drive 100 Tooth Red Soft Grip Swivel Head Ratchet	100	3.6	11/16	1-3/4	12-1/2	RKRFHNF100
FN100	3/8" Drive 100 Tooth Round Head Ratchet	100	3.6	11/16	1-3/4	7-7/8	RKRFHNF100
FNF100	3/8" Drive 100 Tooth Round Swivel Head Ratchet	100	3.6	11/16	1-3/4	10-1/4	RKRFHNF100
FZERO	3/8" Drive Standard Gearless Round Head Ratchet	0	1.5	1-1/4	1-1/2	7-1/2	RKRFZERO

ASME®/ANSI® B107.10
 *FH936-12 Soft Grip Replacement Handle



Low Profile Ratchets (3/8)

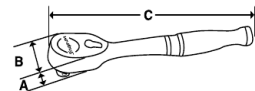
Dial 80® Technology Low-Profile Ratchet

- Square drive design works with low-profile sockets to access restricted clearance without loss of strength
- Use with standard 3/8" drive sockets or other attachments

- Thin handle cross section allows for increased accessibility in tight quarters
- Dual 80® technology requires less arc to engage the next gear tooth
- Seven teeth in contact with gear to provide strength and durability

Stock No.	Description	Gear Teeth	Swing Arc	A	B	C	Repair Kit
RAF80	3/8" Drive Dual 80® Technology Low-Profile Ratchet	80	4.5	7/16	1-1/4	7-1/2	RKRRAF80

FH936-12 Soft Grip Replacement Handle ASME®/ANSI® B107.10



FOD Ratchets (Foreign Object Damage) (3/8")

- Aviation and other critical applications where Foreign Object Damage prevention is crucial for success
- Designed to have the lowest profile and work with the shortest swing arc, providing better access to restricted areas

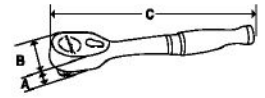
Stock No.	Description	Gear Teeth	Swing Arc	A	B	C
F80FOD	3/8" Drive Dual 80® Technology Standard Handle Foreign Object Damage Ratchet	80	4.5	9/16	1-1/4	7-7/16
GF80FOD	3/8" Drive Dual 80® Technology Industrial Handle Foreign Object Damage Ratchet	80	4.5	9/16	1-1/4	7-7/16
GFL80FOD	3/8" Drive Dual 80® Technology Long Industrial Handle Foreign Object Damage Ratchet	80	4.5	9/16	1-1/4	10-5/16

ASME®/ANSI® B107.10



• Do not use "cheater bars" on handles
 • Read safety precautions on pages W1 to W4

RATCHETS



HI-LOK® Fastener Ratchets (3/8")

3/8" Drive Dual 80® Technology Hi-Lok® Compact Head Ratchet

- Compact Head Hi-Lok® Ratchet
- Snap-on® ratchets are put through rigorous testing to perform in the real world and provide trouble-free performance that stands the test of time
- Snap-on® ratchets are designed to have the lowest profile and work with the shortest swing arc, providing better access to restricted areas
- Dual 80® Ratchet Technology features dual pawls and a 72-tooth gear providing for more power in less lateral space
- Six teeth in full contact with gear to provide strength and durability
- A mere 5° ratcheting arc
- Sealed head helps keep dirt and other contaminants out of the head mechanism
- For use with standard or Hi-Lok® sockets

Stock No.	Description	Gear Teeth	Swing Arc	A	B	C	Repair Kit
FCY72	3/8" Drive Dual 80® Technology Hi-Lok® Compact Head Ratchet	72	5	7/16	15/16	4-5/8	RKRFY72

ASME®/ANSI® B107.10



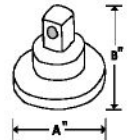
Specialty Ratchets (3/8")

Stock No.	Description	Gear Teeth	Swing Arc	A	B	C	Repair Kit
FZ936A	3/8" Drive Dual 80® Technology Multi-Purpose Special Application Ratchet	36	10	5/8	1-3/16	3-1/4	RKRF936
PALMRAT	3/8" Drive Palm Style Special Application Ratchet	20	18	1-3/16	—	2-5/8	RKRPALMRAT

Ratchet Spinners (3/8")

Stock No.	Description	A	B
FRS70A	3/8" Drive Spinner Ratchet	1-1/4	1-5/16

ASME®/ANSI® B107.10



FRS70A

Ratchet Spinners (Blue-Point®) (1/4")

Stock No.	Description	A	B
FSDR1	Finger Ratchet (Blue-Point®)	1-1/8	1-7/16

B107-10M-2005



FSDR1

BREAKER BARS




F10LD



F12LB



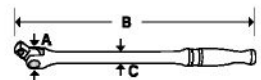
FHBB12A



F18LA



FHBB18A

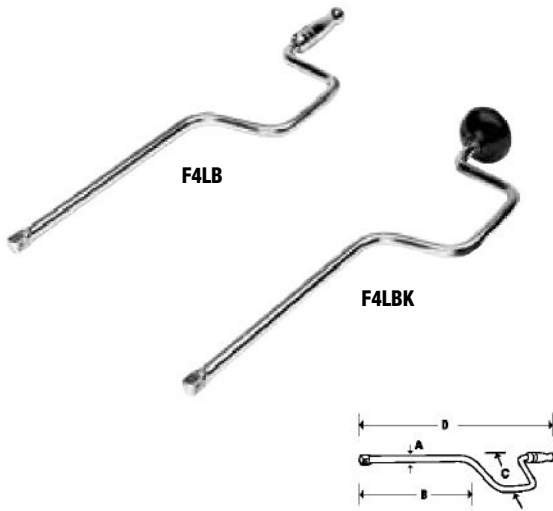


Breaker Bars, chrome (3/8")

Stock No.	Description	A	B	C	Repair Kit
F10LD*	3/8" Drive Breaker Bar	13/16	9-9/16	1/2	RKBB2A
F12LB*	3/8" Drive Breaker Bar w/ Long Handle	13/16	11-9/16	1/2	RKBB2A
F18LA	3/8" Drive Breaker Bar with Extra Long Handle	7/8	18	1/2	RKBB2A
FHBB12A*	3/8" Drive Soft Grip Handle Breaker Bar	13/16	13	1/2	RKBB2A
FHBB18A	3/8" Drive Soft Grip Breaker Bar with Extra Long Handle	7/8	17-1/2	1/2	RKBB2A

*ASME®/ANSI® B107.10

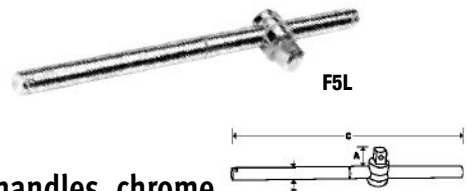
DRIVE HANDLES



Speeders, chrome

Stock No.	A	B	C	D
F4LB*	13/32	7-7/8	3-1/2	17-27/32
F4LBK*	13/32	7-7/8	3-1/2	16-5/8

*Speeder with knob



Sliding T-handles, chrome

Stock No.	A	B	C
F5L	3/4	13/32	8



Handled Drivers, chrome

Stock No.	A	B	C
F40B	1/2	1	5-5/16
SGF50CG*	1/2	5	10-7/16
SGF50CO*	1/2	5	10-7/16
SGF50CR*	1/2	5	10-7/16

*Instinct® Handle

EXTENSIONS

Extensions/Knurled

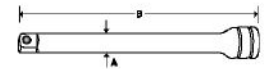
Knurled Extension Sets

- Chamfered drive ends for easy engagement
- Small diameter shank for maximum accessibility
- Cold formed for robust performance and made from a single piece of steel
- Knurled shaft provides fingertip control
- Includes plastic storage tray

Stock No.	Industrial Stock No.	A	B	Set Contains:	
				208AFX	206AFX
FX1*	GFX1	1/2	1-1/2	•	•
FX2	—	31/64	2		
FXK3	GFXK3	13/32	3	•	•
FXK4	—	13/32	4	•	•
FXK6	GFXK6	13/32	6	•	•
FXK8	GFXK8	13/32	8	•	•
FXK11	GFXK11	13/32	11	•	•
FX18	—	1/2	18	•	
FX24A	—	1/2	24	•	
FX36	—	1/2	36		

*Not Knurled
Sets do not include industrial part number

Sets include storage tray



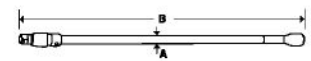
Extensions/Locking, chrome

- Releases socket from extension quickly and easily
- Knurling at drive end provides easy fingertip turning

Stock No.	A	B	Set Contains:	
			204FXKLA	
FXKL3A	1/2	3		•
FXKL6A	1/2	6		•
FXKL8A	1/2	8		
FXKL11A	1/2	11		•
FXKL12A	1/2	12		
FXKL24A	1/2	24		•

FXKLP Locking pins for FXKL Series Extensions; five-pack.
FXKLRK Repair kit for FXKL Series Extensions

Set shown includes storage tray

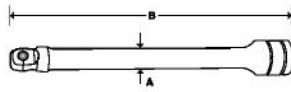


- Do not use "cheater bars" on handles
- Do not use chrome or industrial finish hand tools with impact drivers
- Read safety precautions on pages W1 to W4

EXTENSIONS



206AFXW



206AFXWP

Extensions/Wobble, chrome

- Wobble function provides 16° of additional accessibility
- Knurled shanks for easy fingertip turning

Set Contains:

Stock No.	A	B	
FXW1*	1/2	1-1/2	•
FXWK3	13/32	3	•
FXWK4	13/32	4	•
FXWK6	13/32	6	•
FXWK8	13/32	8	•
FXWK11	13/32	11	•

*Not Knurled

Set shown includes storage tray

Extensions/Wobble Plus, chrome

- Useable in wobble and rigid functionality
- Wobble function provides 16° additional accessibility
- Knurled shanks for easy fingertip turning

Set Contains:

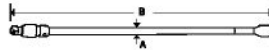
Stock No.	A	B	
FXWP1*	1/2	1-1/2	•
FXWP3	13/32	3	•
FXWP4	13/32	4	•
FXWP6	13/32	6	•
FXWP8	13/32	8	•
FXWP11	13/32	11	•

*Not Knurled

Set shown includes storage tray



203FXWKL



Extensions/Locking Wobble

- Provides 16° of additional accessibility
- Quick release locking sleeve provides secure connection and easy socket removal
- Knurled release collar for easy one hand operation, even with slippery hands

Set Contains:

Stock No.	A	B	
FXWKL3	1/2	3	•
FXWKL6	1/2	6	•
FXWKL11	1/2	11	•

Set shown includes storage tray

Extension Connectors, chrome

FZ1 Connector

- 3/8" drive extension connector adds versatility to extensions, breaker bars, ratchets and crowfoot wrenches
- Connect one or more tools for a variety of ways to reach limited access fasteners
- Use in automotive, aircraft, marine, heavy truck, plumbing and manufacturing applications

FZ2 Connector Set

- Female and male 90° connectors add versatility to your extension, breaker bar, ratchet and crowfoot when accessing hard to reach fasteners



FZ1

RATCHET/SOCKET ACCESSORIES

Adaptors

Stock No.	Industrial Stock No.	A	B	C
—	GFAT1E	3/8	1/4	1 1/4
TA3	GTA3	1/4	3/8	15/16
A2A	GAF2A	3/8	1/2	1 5/16
—	GSAF1F	1/2	3/8	1 13/16

206EAU 6 pc 3/8" Drive Adaptor/Extension Set

- Includes GFAT1E and A2A adaptors; FU8A universal joint and FX1, FXK3 and FXK6 extensions (6 pc) in storage tray

A2A Adaptor

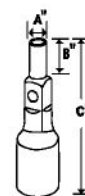
- 3/8" internal drive x 1/2" external drive
- 1-5/16" long



206EAU

Magnetic Adaptors, chrome

Stock No.	A	B	C
FXM112	5/16	9/32	1-25/32
FXM18	3/16	9/32	1-25/32

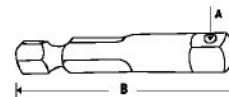


FXM112

Hex To Square Adaptors

- 1/4" hex size; 1" length of hex

Stock No.	A	B
AB3042	Ball Detent	2
AB3044	Ball Detent	4
AB3046	Ball Detent	6



AB3042



FUL8A



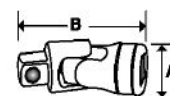
FU8A



103UFTS

Universal Joints, chrome

Stock No.	Industrial Stock No.	A	B
FUL8A	—	3/4	3
FU8A**	GFU8A	3/4	2-1/16
FU80B**	—	11/16	1-11/16



*Swivel Universal Joint **ASME®/ANSI® B107.10

FUL8A Locking Pin

- Locking pin for better socket retention

103UFTS 3 pc 1/4, 3/8 and 1/2" Drive Universal Joint Set

- Includes (1) 1/4" drive universal joint, (1) 3/8" drive universal joint and (1) 1/2" drive universal joint
- Includes storage tray

Non-marring Metric Socket Inserts

- Designed for use with Snap-on® 1/4" and 3/8" drive metric sockets
- Tough glass-reinforced nylon offers excellent strength yet will not damage soft metals, plated fasteners or powder-coated surfaces
- Large lip makes insert removal easy
- Set covers most popular metric sizes; inserts are marked for easy identification
- Supplied on metal storage ring; avoid lost inserts or wasted time looking for them in tool cabinets, tool boxes, etc.
- Do not use socket inserts with impact tools



PSCM600

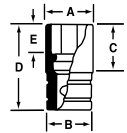
Set Contains:

Stock No.	Socket Size	Fastener Size	Working Torque, in-lb	
PSCM1208	12 mm	8 mm	80	•
PSCM1410	14 mm	10 mm	155	•
PSCM1612	16 mm	12 mm	240	•
PSCM1713	17 mm	13 mm	400	•
PSCM1915	19 mm	15 mm	450	•
PSCM2217	22 mm	17 mm	700	•



- Do not use chrome or industrial finish hand tools with impact drivers
- Read safety precautions on pages W1 to W4

FLANK DRIVE® SOCKETS



Shallow, mm, chrome

mm	Set Contains:		A	B	C	D	E	212FSMY		212FMY	
	6	12						6	12		
6	FSM61	FM6	—	9.1	17.2	11.1	23.0	5.6			
7	FSM71	FM7	—	10.4	17.2	11.1	23.0	5.6			
8	FSM81	FM8	—	11.6	17.2	11.1	23.0	6.4	•	•	
9	FSM91	FM9	GFM9A	13.1	17.2	11.0	23.0	7.1	•	•	
10	FSM101	FM10	—	14.3	17.2	11.0	23.0	7.1	•	•	
11	FSM111	FM11	—	15.4	17.2	11.0	23.0	7.1	•	•	
12	FSM121	FM12	—	16.5	17.2	11.9	23.8	8.1	•	•	
13	FSM131	FM13	—	18.0	17.2	12.6	24.6	8.1	•	•	
14	FSM141	FM14	—	19.6	18.6	13.2	26.2	9.1	•	•	
15	FSM151	FM15	—	20.3	19.4	13.7	27.0	9.1	•	•	
16	FSM161	FM16	—	21.1	20.2	15.0	27.8	10.4	•	•	
17	FSM171	FM17	—	22.7	21.8	15.0	28.6	10.4	•	•	
18	FSM181	FM18	—	24.3	23.2	15.7	28.6	10.9	•	•	
19	FSM191	FM19	—	25.1	24.0	16.3	30.2	11.9	•	•	
20	FSM201	FM20	—	26.3	25.3	16.6	30.9	12.4			
21	FSM211	FM21	—	27.4	26.4	17.4	31.8	12.2			
22	FSM221	FM22	—	28.3	27.2	17.4	32.5	13.2			
23	FSM231	FM23	—	29.9	28.8	18.2	33.8	13.2			
24	FSM241	FM24	—	31.5	30.5	19.0	35.0	14.4			
25	FSM251	FM25	—	32.3	31.3	19.8	35.3	14.5			
26	FSM261	FM26	—	33.8	32.9	20.6	37.0	14.3			

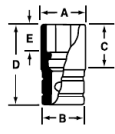
Sets shown include magnetic storage tray



Shallow, inches, chrome

In	Set Contains:		A	B	C	D	E	214FSY		211FSY		211FY	
	6	12						6	6	12	6	6	12
1/4	FS081	F081	GFS081	GF081	13/32	11/16	7/16	29/32	7/32	•	•	•	•
5/16	FS101	F101	GFS101	GF101	15/32	11/16	7/16	29/32	1/4	•	•	•	•
11/32	FS111	F111	—	GF111	1/2	11/16	7/16	29/32	9/32	•			
3/8	FS121	F121	GFS121	GF121	9/16	11/16	7/16	29/32	9/32	•	•	•	•
7/16	FS141	F141	GFS141	GF141	5/8	11/16	7/16	29/32	9/32	•	•	•	•
1/2	FS161	F161	GFS161	GF161	23/32	11/16	1/2	15/16	5/16	•	•	•	•
9/16	FS181	F181	GFS181	GF181	25/32	3/4	1/2	1-1/32	3/8	•	•	•	•
19/32	—	—	—	GF191	13/16	25/32	9/16	1-1/16	3/8				
5/8	FS201	F201	GFS201	GF201	27/32	25/32	19/32	1-3/32	1/2	•	•	•	•
11/16	FS221	F221	GFS221	GF221	15/16	7/8	5/8	1-1/8	17/32	•	•	•	•
3/4	FS241	F241	GFS241	GF241	1	15/16	11/16	1-3/16	15/32	•	•	•	•
13/16	FS261	F261	GFS261	GF261	1-1/16	1	11/16	1-7/32	1/2	•	•	•	•
7/8	FS281	F281	GFS281	GF281	1-5/32	1-1/32	23/32	1-9/32	9/16	•	•	•	•
15/16	FS301	F301	GFS301	GF301	1-1/4	1-3/16	25/32	1-11/32	9/16	•			
1	FS321	F321	GFS321	GF321	1-5/16	1-1/4	13/16	1-3/8	19/32	•			

Sets shown include magnetic storage tray



Semi-Deep, mm, chrome

Set Contains: 212FSMSY

mm	6	12	A	B	C	D	E	6
6	FSMS6	FMS6	—	17.2	29.3	41.3	7.9	
7	FSMS7	FMS7	—	17.2	29.3	41.3	—	
8	FSMS8	FMS8	11.4	17.2	29.3	41.3	7.1	•
9	FSMS9	FMS9	12.8	17.2	29.3	41.3	7.1	•
10	FSMS10	FMS10	14.3	17.2	29.3	41.3	7.9	•
11	FSMS11	FMS11	15.7	17.2	29.3	41.3	9.7	•
12	FSMS12	FMS12	16.5	17.2	29.3	41.3	9.9	•
13	FSMS13	FMS13	17.9	17.2	23.2	41.3	10.7	•
14	FSMS14	FMS14	19.6	18.6	23.2	41.3	10.7	•
15	FSMS15	FMS15	20.3	19.4	23.2	41.3	10.7	•
16	FSMS16	FMS16	21.1	20.2	23	41.3	10.7	•
17	FSMS17	FMS17	22.6	21.8	23	41.3	11.2	•
18	FSMS18	FMS18	24.2	23.2	23.0	41.3	11.2	•
19	FSMS19	FMS19	25.1	24.0	22.7	41.3	11.7	•
20	FSMS20	FMS20	—	—	—	—	—	

Sets shown include magnetic storage tray

Semi-Deep, inch, chrome

Set Contains: 211FSSY

II	6	A	B	C	D	E	6
1/4	FSS081	13/32	11/16	1-1/8	1-5/8	7/32	•
5/16	FSS101	15/32	11/16	1-1/8	1-5/8	1/4	•
3/8	FSS121	9/16	11/16	1-1/8	1-5/8	9/32	•
7/16	FSS141	5/8	11/16	1-1/8	1-5/8	3/8	•
1/2	FSS161	23/32	11/16	29/32	1-5/8	13/32	•
9/16	FSS181	25/32	3/4	29/32	1-5/8	13/32	•
5/8	FSS201	27/32	13/16	29/32	1-5/8	13/32	•
11/16	FSS221	15/16	29/32	29/32	1-5/8	7/16	•
3/4	FSS241	1	31/32	29/32	1-5/8	7/16	•
13/16	FSS261	1-1/16	1-1/32	29/32	1-5/8	15/32	•
7/8	FSS281	1-5/32	1-1/8	29/32	1-5/8	1/2	•
15/16	FSS301	—	—	—	1-5/8	—	
1	FSS321	—	—	—	1-5/8	—	

Sets shown include magnetic storage tray



FDS201



212SFSMY

SFM19

SFSM9

Semi-Deep, inch, chrome

II	12	A	B	C	D	E
1/4	FDS081	13/32	11/16	1-1/8	1-5/8	7/32
9/32	FDS091	7/16	11/16	3/4	1-1/4	7/32
5/16	FDS101	15/32	11/16	3/4	1-1/4	1/4
11/16	FDS111	—	11/16	—	1-1/2	—
3/8	FDS121	9/16	11/16	1	1-1/2	9/32
7/16	FDS141	5/8	11/16	29/32	1-1/2	3/8
1/2	FDS161	23/32	11/16	29/32	1-5/8	13/32
9/16	FDS181	25/32	3/4	7/8	1-5/8	13/32
5/8	FDS201	27/32	13/16	29/32	1-5/8	15/32
11/16	FDS221	15/16	29/32	29/32	1-5/8	1/2
3/4	FDS241	1	31/32	1-1/16	1-5/8	19/32
25/32	FDS251	1-1/16	1-1/32	1-1/16	1-5/8	5/8
13/16	FDS261	1-1/16	1-1/32	1-1/16	1-5/8	21/32
15/16	FDS301	1-1/4	1-7/32	1-3/16	1-3/4	23/32
1	FDS321	1-5/16	1-9/32	1-1/4	1-3/4	3/4

Deep, mm, chrome

Set Contains: 212SFSMY

mm	6	12	A	B	C	D	E	6	12
6	SFSM6	SFM6	9.1	17.2	42.0	54.0	5.6		
7	SFSM7	SFM7	10.5	17.2	42.0	54.0	5.6		
8	SFSM8	SFM8	11.4	17.7	42.0	54.0	7.1	•	•
9	SFSM9	SFM9	12.8	17.2	42.0	54.0	7.1	•	•
10	SFSM10	SFM10	14.3	17.2	42.0	54.0	7.9	•	•
11	SFSM11	SFM11	15.7	17.2	42.0	54.0	9.7	•	•
12	SFSM12	SFM12	16.5	17.2	42.0	54.0	9.9	•	•
13	SFSM13	SFM13	18.0	17.2	42.0	54.0	10.7	•	•
14	SFSM14	SFM14	19.6	18.6	43.3	60.3	10.7	•	•
15	SFSM15	SFM15	20.3	19.4	43.3	60.3	10.7	•	•
16	SFSM16	SFM16	21.1	20.0	43.3	60.3	10.7	•	•
17	SFSM17	SFM17	22.7	21.8	43.6	66.7	11.2	•	•
18	SFSM18	SFM18	24.3	23.2	49.0	66.7	11.2	•	•
19	SFSM19	SFM19	25.1	24.0	49.0	66.7	15.5	•	•
20	SFSM20	SFM20	26.3	25.3	48.1	66.7	12.2		
21	SFSM21	SFM21	27.5	26.4	47.6	66.7	12.4		
22	SFSM22	—	1-5/32	28.5	49.2	73.0	19/32		

Sets shown include magnetic storage tray



• Do not use chrome or industrial finish hand tools with impact drivers
 • Read safety precautions on pages W1 to W4

FLANK DRIVE® SOCKETS



SFSL181

Extra Long, inches

3/8" Drive Extra Long 9/16" 6 Point Socket

- Manufactured from special alloy steel
- Precision machined and heat-treated for optimum strength and durability
- Nickel-chrome finish helps protect against corrosion and makes it easy to wipe clean
- Flank Drive® wrenching system grips fastener on the flanks/flats, increasing torque and preventing fastener corners from rounding off
- Socket is 7-1/2" long allowing the long reach needed

Stock No.	Description
SFSL181	3/8" Drive Extra Long 9/16" 6 Point Socket



222SFFS

Shallow/Deep Sets, inches, chrome (3/8")

222SFFS 22 pc 3/8" Drive 6-Point SAE Flank Drive® Shallow/Deep Combination Socket Set

- Includes (11) shallow sockets (1/4–7/8") and (11) deep sockets (1/4–7/8")
- Includes magnetic storage tray



224SFFSM

224SFFSM 24 pc 3/8" Drive Metric 6-Point Flank Drive® Shallow/Deep Combination Socket Set

- Includes (24 pc) shallow sockets and deep sockets (8–19 mm)
- Includes magnetic storage tray



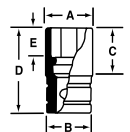
SFS201



GSF181



211SFSY



Deep, inches, chrome

Set Contains: 211SFSY, 214SFY, 215FY

Socket Size	6	12	6	12	A	B	C	D	E	6	12	12
1/4	SFS081	SF081	GSFS081	GSF081	15/32	11/16	1-11/16	2-1/8	1/4	•	•	•
9/32	—	SF091	—	—	7/16	11/16	1-5/8	2-1/8	7/32			
5/16	SFS101	SF101	GSFS101	GSF101	15/32	11/16	1-11/16	2-1/8	9/32	•	•	•
11/32	SFS111	SF111	—	—	1/2	11/16	1-11/16	2-1/8	9/32			
3/8	SFS121	SF121	GSFS121	GSF121	9/16	11/16	1-11/16	2-1/8	5/16	•	•	•
7/16	SFS141	SF141	GSFS141	GSF141	5/8	11/16	1-11/16	2-1/8	3/8	•	•	•
1/2	SFS161	SF161	GSFS161	GSF161	23/32	11/16	1-11/16	2-1/8	7/16	•	•	•
9/16	SFS181	SF181	GSFS181	GSF181	25/32	23/32	1-29/32	2-3/8	7/16	•	•	•
19/32	—	SF191	—	—	13/16	25/32	1-29/32	2-3/8	7/16		•	•
5/8	SFS201	SF201	GSFS201	GSF201	27/32	13/16	1-29/32	2-3/8	15/32	•	•	•
11/16	SFS221	SF221	GSFS221	GSF221	15/16	7/8	2-3/16	2-5/8	1/2	•	•	•
3/4	SFS241	SF241	GSFS241	GSF241	1	1	2-3/16	2-5/8	5/8	•	•	•
25/32	—	SF251	—	—	1-1/16	1-1/32	1-3/4	2-5/8	5/8			
13/16	SFS261	SF261	GSFS261	GSF261	1-1/16	1	2-1/4	2-3/4	5/8	•	•	•
7/8	SFS281	SF281	GSFS281	GSF281	1-5/32	1-1/8	2-1/4	2-3/4	23/32	•	•	•
15/16	SFS301	SF301	GSFS301	GSF301	1-1/4	1-3/16	2-1/4	2-3/4	23/32		•	
1	SFS321	SF321	GSFS321	GSF321	1-5/16	1-1/4	2-1/4	2-3/4	13/16		•	

ASME®/ANSI® B107.1

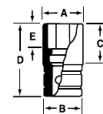
Sets shown include magnetic storage tray

FLANK DRIVE® LOW-PROFILE SOCKETS



RFM12

210RAF



Low Profile Socket Sets, mm

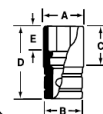
mm	Set Contains:							210RAF		
	6	12	A	B	C	D	E	6	12	6
8	RFSM8	RFM8	11.6	16.5	—	16.8	3.8	•	•	•
9	RFSM9	RFM9	13.0	16.5	—	17.0	4.1			
10	RFSM10	RFM10	14.3	16.5	—	17.3	4.3	•	•	•
11	RFSM11	RFM11	16.0	16.5	—	17.7	4.8	•		
12	RFSM12	RFM12	17.2	16.5	9.8	18.1	5.1	•	•	•
13	RFSM13	RFM13	18.0	17.2	10.3	18.5	5.6	•	•	•
14	RFSM14	RFM14	19.6	18.8	10.5	18.7	6.1	•	•	•
15	RFSM15	RFM15	20.4	19.6	10.8	19.1	6.6	•	•	•
16	RFSM16	RFM16	21.1	20.4	11.4	19.6	7.1	•	•	•
17	RFSM17	RFM17	22.8	22.0	11.9	20.1	7.4		•	•
18	RFSM18	RFM18	24.3	23.6	12.5	20.8	7.9	•	•	•
19	RFSM19	RFM19	25.1	16.5	13.3	21.5	8.2			

Sets shown include storage tray



210RARF

RF181




Low Profile Socket Sets, inches

In	Set Contains:							210RARF	
	12	A	B	C	D	E	12	12	
1/4	RF081	.46	.65	—	.66	.11	•	•	
5/16	RF101	.46	.65	—	.66	.15	•	•	
11/32	RF111	.49	.65	—	.68	.17			
3/8	RF121	.56	.65	—	.69	.18	•	•	
7/16	RF141	.61	.65	—	.70	.19	•	•	
1/2	RF161	.71	.69	.39	.72	.21	•	•	
9/16	RF181	.77	.74	.42	.75	.24	•	•	
5/8	RF201	.83	.80	.47	.79	.28	•	•	
11/16	RF221	.93	.90	.49	.81	.30	•	•	
3/4	RF241	.99	.96	.50	.82	.31	•	•	

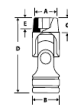
Sets shown include storage tray

FLANK DRIVE® UNIVERSAL SOCKETS



206FSUMA

FUM18A



Shallow, mm, chrome

mm	Set Contains:							206FSUMA	
	6	12	A	B	C	D	E	6	12
7	FSUM7B	—	10.7	18.3	21.8	41.3	5.6		
8	FSUM8B	—	11.5	18.3	21.8	41.3	6.4		
10	FSUM10B	FUM10B	14.3	18.3	21.8	41.3	6.4	•	•
11	FSUM11B	—	15.5	18.3	21.8	41.3	6.7		
12	FSUM12B	FUM12B	17.1	18.3	23.8	42.9	7.5	•	•
13	FSUM13B	FUM13B	18.3	18.3	23.8	42.9	7.5	•	•
14	FSUM14B	FUM14B	19.8	18.3	26.2	45.2	8.7	•	•
15	FSUM15A	FUM15A	20.6	19.1	26.2	46.0	8.7	•	•
16	FSUM16A	FUM16A	21.4	19.1	27.4	46.8	9.9		•
17	FSUM17A	FUM17A	23.0	19.1	29.4	49.2	10.3	•	•
18	FSUM18A	FUM18A	24.6	19.1	29.4	49.2	10.3		•
19	FSUM19A	FUM19A	25.4	19.1	31.0	50.8	11.5		•
21	FSUM21A	—	28.6	19.1	32.5	52.4	12.3		
22	FSUM22A	—	29.4	19.1	32.5	52.4	12.7		
24	FSUM24A	—	31.8	19.1	36.9	56.4	14.7		

Sets shown include storage tray



- Do not use "cheater bars" on handles
- Do not use chrome or industrial finish hand tools with impact drivers
- Read safety precautions on pages W1 to W4

FLANK DRIVE® UNIVERSAL SOCKETS



Shallow, inches, chrome

FU16C

206AFSA

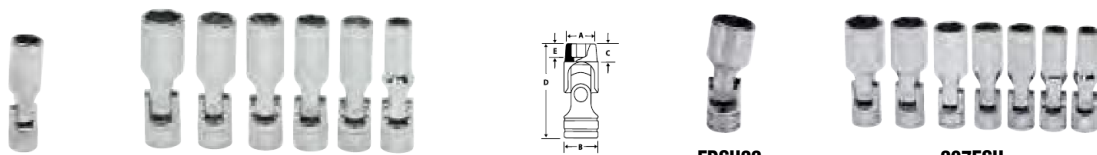
Set Contains:

206AFSA

212FUU

206FUA

			A	B	C	D	E			
5/16	FS10C	FU10C	31/64	23/32	55/64	1-5/8	1/4		•	
3/8	FS12C	FU12C	17/32	23/32	55/64	1-5/8	1/4		•	
7/16	FS14C	FU14C	41/64	23/32	55/64	1-5/8	17/64	•	•	•
1/2	FS16C	FU16C	23/32	23/32	15/16	1-11/16	17/64	•	•	•
9/16	FS18B	FU18B	25/32	3/4	1-1/32	1-13/16	21/64	•	•	•
5/8	FS20B	FU20B	27/32	3/4	1-1/32	1-13/16	23/64	•	•	•
11/16	FS22B	FU22B	15/16	3/4	1-11/64	1-15/16	25/64	•	•	•
3/4	FS24B	FU24B	1	3/4	1-7/32	2	27/64	•	•	•
13/16	—	FU26B	1-1/16	3/4	1-9/32	2-1/16	15/32		•	
7/8	—	FU28B	1-5/32	3/4	1-9/32	2-1/16	33/64		•	
15/16	—	FU30A	1-1/4	3/4	1-33/64	2-9/32	35/64		•	
1	—	FU32A	1-5/16	3/4	1-33/64	2-9/32	9/16		•	



SFSUM14

206SFSUM

FDSU22

207FSU

Deep, mm, chrome

Set Contains:

206SFSUM

		A	B	C	D	E	
7	SFSUM7	10.7	18.3	42.5	61.9	6.7	
8	SFSUM8	11.5	18.3	42.5	61.9	6.7	
10	SFSUM10	14.3	18.3	42.5	61.9	7.5	•
11	SFSUM11	15.5	18.3	27.0	61.9	9.5	
12	SFSUM12	17.1	18.3	27.0	61.9	9.5	•
13	SFSUM13	18.3	18.3	26.2	61.1	8.3	•
14	SFSUM14	19.8	18.3	26.2	61.1	9.1	•
15	SFSUM15	20.6	19.1	25.0	61.9	9.5	•
16	SFSUM16	21.4	19.1	25.0	61.9	10.3	
17	SFSUM17	23.0	19.1	22.6	61.9	10.7	•
18	SFSUM18	24.6	19.1	22.6	61.9	10.7	
19	SFSUM19	25.4	19.1	22.6	61.9	11.9	
21	SFSUM21	28.6	19.1	23.0	61.9	12.3	
22	SFSUM22	29.4	19.1	22.6	61.9	13.1	
24	SFSUM24	31.8	19.1	22.6	63.5	14.7	

Set shown includes storage tray

Deep, inches, chrome

Set Contains:

207FSU

			A	B	C	D	E	
3/8	FSU12A	—	17/32	23/32	1-5/8	2-13/32	19/64	•
7/16	FSU14A	—	41/64	23/32	1-3/64	2-13/32	3/8	•
1/2	FSU16A	—	23/32	23/32	1-1/32	2-13/32	29/64	•
9/16	FSU18	—	25/32	3/4	63/64	2-7/16	33/64	•
5/8	FSU20	—	27/32	3/4	63/64	2-7/16	35/64	•
11/16	FSU22	—	15/16	3/4	57/64	2-7/16	35/64	•
3/4	FSU24	—	1	3/4	57/64	2-7/16	35/64	•
3/8	—	FDSU12A	17/32	23/32	1-1/16	1-13/16	9/32	
7/16	—	FDSU14A	41/64	23/32	1-1/8	1-7/8	23/64	
1/2	—	FDSU16A	23/32	23/32	1-11/16	1-15/16	23/64	
9/16	—	FDSU18	25/32	3/4	1-15/64	2	3/8	
5/8	—	FDSU20	27/32	3/4	1-5/16	2-3/32	15/32	
11/16	—	FDSU22	15/16	3/4	1-25/64	2-5/32	33/64	
3/4	—	FDSU24	1	3/4	1-15/32	2-1/4	39/64	

Set shown includes storage tray

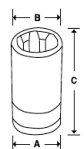
TORX® SOCKETS



207RFLE

Set Contains:

207RFLE



Low Profile Inverted TORX®

	Stock No.	A	B	C	
8	RFLE80	17.2	11.4	17.3	•
10	RFLE100	17.2	12.8	20.6	•
11	RFLE110	17.2	14.3	21.1	•
12	RFLE120	17.2	15.6	21.7	•
14	RFLE140	17.2	16.9	23.0	•
16	RFLE160	17.9	18.7	24.3	•
18	RFLE180	19.5	20.3	25.4	•



213AFLEY



FLEP180

TORX Plus®, chrome

#	Stock No.	A	B	C
EP18	FLEP180	3/4	13/16	1-5/16

FLEP180 TORX Plus® Socket

- Use to remove seat hold down nuts on 1999 and later GM® full size pick up trucks
- 3/8" square drive

Shallow TORX®, chrome

#	Stock No.	A	B	C
E8	FLE80A	15/32	11/16	1-5/32
E10	FLE100A	1/2	11/16	1-5/32
E11	FLE110A	9/16	11/16	1-5/32
E12	FLE120A	9/16	11/16	1-5/32
E14	FLE140A	5/8	11/16	1-5/32
E16	FLE160A	3/4	11/16	1-1/4
E18	FLE180A	13/16	25/32	1-5/16

213AFLEY 13 pc 1/4", 3/8" and 1/2" Drive Shallow TORX® Socket Set

- Includes 1/4" drive TLE40A–TLE100A, 3/8" drive FLE110A–FLE140A and 1/2" drive SLE160A–SLE240 (13 pc) (E4–E24)

Shallow TORX® with Countersink



FLCE120

#	Stock No.	A	B	C
E12	FLCE120	19/32	11/16	1-5/32
E14	FLCE140	11/16	5/8	1-5/32
E16	FLCE160	23/32	3/4	1-1/4
E18	FLCE180	25/32	13/16	1-5/16

FLCE120 TORX® Socket with Countersink

- Use to remove/install fasteners that hold window regulators in place for BMW® 5 and 7 Series

FLCE140 TORX® Socket with Countersink

- For connecting rod cap bolts on various Toyota® and Scion® vehicles
- The FLCE140 is similar to Toyota® special tool number 09013-1C551

FLCE160 TORX® Socket with Countersink

- For cam sprocket on 2.5L FB engine on 2011 and current Subaru® Forester® vehicles
- Camshaft timing gear assembly on various 2012 Toyota® vehicles
- Similar to Toyota® special tool number 09013-1C560

FLCE180 TORX® Socket with Countersink

- Spider gear in the rear differential on a 2010-current Chevrolet® Camaro® vehicles

Long TORX®, chrome



FLEL80

#	Stock No.	A	B	C
E8	FLEL80	19/32	7/16	5

Application: Fits Delco® alternator Model CS130 found on both GM® passenger and light trucks.

TORX Plus® with Countersink



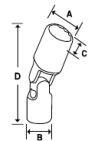
GFLEPL180

FLEPL140

#	Stock No.	Industrial Stock No.	A	B	C
8EP	FLEPL80	GFLEPL80	7/16	11/16	1-5/32
10EP	FLEPL100	GFLEPL100	1/2	11/16	1-5/32
12EP	FLEPL120	GFLEPL120	19/32	11/16	1-5/32
14EP	FLEPL140	GFLEPL140	5/8	11/16	1-5/32
16EP	FLEPL160	GFLEPL160	3/4	23/32	1-1/4
18EP	FLEPL180	GFLEPL180	13/16	25/32	1-5/16



FSE180



Universal TORX®, chrome

#	Stock No.	A	B	C	D
E8	FSE80A	27/64	23/32	53/64	1-5/8
E10	FSE100A	31/64	23/32	29/32	1-11/16
E12	FSE120A	9/16	23/32	1-1/32	1-25/32
E14	FSE140A	5/8	23/32	1-1/8	1-7/8
E16	FSE160	23/32	3/4	1-1/4	2-1/32
E18	FSE180	13/16	3/4	1-1/4	2-1/32
E20	FSE200	15/16	3/4	1-19/64	2-3/32

Deep TORX®

Stock No.	Description
SFLE120	3/8" Drive Deep E12 TORX® Socket



SFLE120

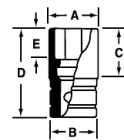


- Do not use chrome or industrial finish hand tools with impact drivers
- Read safety precautions on pages W1 to W4

SPLINE SOCKETS

Snap-on® spline wrenching tools have been developed to service high tensile strength spline nuts and bolts widely used on both military and commercial aircraft. Precise, radial spline teeth engage the fastener over a wider area to minimize stress, and allow application of high torque to reduce risk of damage to the fastener or to the tool.

Chrome tools comply with AS954, Military Spec. MS-33787 and MIL-W-8982. (Industrial finish tools comply with performance specifications and differ only in finish.) The unique spline wrenching configuration can also be used on ordinary 6- and 12-point fasteners with an advantage similar to the Snap-on® Flank Drive® wrenching system.



FES120B

Shallow, inches, chrome (3/8")

		Stock No.	A	B	C	D	E
#12	3/8	FES120B	17/32	21/32	15/32	1-1/16	11/32
#14	7/16	FES140B	5/8	11/16	1/2	1-3/32	7/16
#16	1/2	FES160B	23/32	23/32	—	1-3/32	—
#18	9/16	FES180B	13/16	13/16	—	1-3/32	15/32
#20	5/8	FES200B	7/8	7/8	—	2-3/8	9/16

209TFES 9 pc Shallow Spline Socket Set

- Includes 1/4" drive TES7B–TES10B and 3/8" drive FES120B–FES200B Shallow Spline Sockets (9 pc) (#7–20, 7/32–5/8") in magnetic socket tray



FEL120B

Deep, inches, chrome (3/8")

		Stock No.	A	B	C	D	E
#12	3/8	FEL120B	17/32	21/32	1-17/32	2-1/8	11/32
#14	7/16	FEL140B	5/8	11/16	1-17/32	2-1/8	7/16
#18	9/16	FEL180B	13/16	13/16	—	2-3/8	15/32
#20	5/8	FEL200B	7/8	7/8	—	2-3/8	9/16

207TFEL 7 pc Deep Spline Socket Set

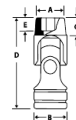
- Includes 1/4" drive TEL7B–TEL10B and 3/8" drive FEL120B–FEL200B Deep Spline Sockets (7 pc) (#7–20, 7/32–5/8") in magnetic socket tray



FESU120

Shallow Universal, inches, chrome (3/8")

		Stock No.	A	B	C	D	E
#12	3/8	FESU120	9/16	3/4	5/8	1-31/32	11/32
#14	7/16	FESU140	21/32	3/4	11/16	2-1/32	13/32
#16	1/2	FESU160	3/4	3/4	11/16	2-1/16	7/16
#18	9/16	FESU180	27/32	3/4	23/32	2-1/8	7/16



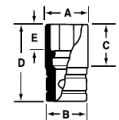
SPECIAL APPLICATION SOCKETS



F308

Double Square, chrome

	Stock No.	A	B	C	D	E
1/4	F308	1/2	21/32	3/8	27/32	7/32
5/16	F310	9/16	21/32	3/8	27/32	1/4
3/8	F312	21/32	11/16	15/32	15/16	9/32
7/16	F314	25/32	11/16	17/32	1	5/16
1/2	F316	7/8	25/32	17/32	1	5/16
9/16	F318	1	29/32	19/32	1-1/8	7/16
5/8	F320	1-1/16	31/32	19/32	1-1/8	7/16



FLANK DRIVE® Flare Nut Sockets, mm



Set Contains: 210FRXM

mm	Stock No.	A	B	C	D	
10	FRXM10	16.9	18.3	53.3	7.2	•
11	FRXM11	18.1	18.7	53.3	8.3	•
12	FRXM12	19.3	18.3	53.3	8.8	•
13	FRXM13	20.4	19.1	62.5	9.4	•
14	FRXM14	22.0	20.5	62.5	10.4	•
15	FRXM15	22.6	21.0	71.6	11.2	•
16	FRXM16	23.5	21.9	71.6	11.7	•
17	FRXM17	25.1	23.5	78.0	12.7	•
18	FRXM18	25.9	24.3	83.8	13.5	•
19	FRXM19	26.7	25.1	89.9	14.2	•

FLANK DRIVE® Flare Nut Sockets, inches

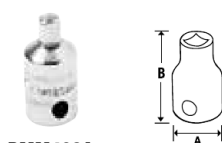


Set Contains: 207FRX

in	Stock No.	A	B	C	D	
3/8	FRX121	5/8	3/4	2-3/32	9/32	•
7/16	FRX141	23/32	3/4	2-3/32	11/32	•
1/2	FRX161	13/16	3/4	2-1/8	3/8	•
9/16	FRX181	7/8	13/16	2-15/32	13/32	•
5/8	FRX201	15/16	7/8	2-27/32	15/32	•
11/16	FRX221	1	15/16	3-7/32	1/2	•
3/4	FRX241	1-1/16	1	3-11/32	9/16	•
1-1/4	FRX281	1-7/32	2-5/8	3-9/16	21/32	•

Set shown includes magnetic storage tray

Pipe Plug, mm, chrome

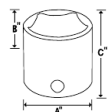


PMM406A

mm	Stock No.	A	B	Stock No.	A	B
6	PMM406A	16.4	31.0	PMP406A	17.2	25.8
8	PMM408A	17.2	31.0	—	—	—
10	PMM410A	17.2	28.4	PMP410A	18.8	25.4

Pipe Plug, mm, chrome

in	Stock No.	B	Stock No.	B
3/16	PPM406A	1-1/8	—	—
1/4	PPM408A	1-1/8	PP408A	1
9/32	PPM409A	1-1/8	PP409A	1
5/16	PPM410A	1-1/8	PP410A	1
11/32	PPM411A	1-1/8	PP411A	1
3/8	PPM412A	1-1/8	PP412A	1



B2190

FLANK DRIVE® Pentagon Socket (5-Point)

A specialty socket for servicing recessed 5 point nuts found on tamper resistant Buffalo covers used by gas, electric and some water companies to protect shutoff gates.

Stock No.	A	B	C
B2190	1-1/8	1/2	1-1/16



GF22

Drag Link, industrial

Applications include use on the engine oil fill cap on Kawasaki® UN1500, UN1600 and UN2000 motorcycles.

Stock No.	A	B	C
GF22	11/16	7/64	1-1/4



FD120

WEATHERHEAD® Fittings

Size, inches	Stock No.	A	B
3/8	FD120	11/16	1-1/4
7/16	FD140	13/16	1-1/4
15/32	FD150	7/8	1-1/4
1/2	FD160	15/16	1-1/4
17/32	FD170	1	1-1/4
9/16	FD180	1-1/16	1-1/4
19/32	FD190	1-1/16	1-1/4
21/32	FD210	1-3/16	1-3/8
11/16	FD220	1-3/16	1-3/8
3/4	FD240	1-1/4	1-3/8
25/32	FD250	1-1/4	1-3/8



211PPPMY

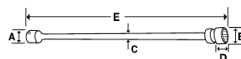
211PPPMY 11 pc 3/8" Drive SAE Internal/External Pipe Plug Socket Set

- Includes (11) internal/external pipe plug sockets (3/16-3/8")



• Do not use chrome or industrial finish hand tools with impact drivers
• Read safety precautions on pages W1 to W4

SPECIAL APPLICATION SOCKETS



PFSXM910B 3/8" Drive 6-Point Metric 10 mm Swivel Ball Extension Socket
PFSXM912B 3/8" Drive 6-Point Metric 12 mm Swivel Ball Extension Socket

Swivel Ball Extension Sockets, mm, industrial

Set Contains: 206PFSXM

Size, mm	6	12	A	B	C	D	E	6
8	PFSXM908B	—	19.1	11.4	9.5	6.3	243.4	•
10	PFSXM910B	—	19.1	14.4	9.5	5.6	243.4	•
11	PFSXM911B	—	19.1	15.6	9.5	6.3	243.8	•
12	PFSXM912B	—	19.1	16.9	9.5	6.8	244.6	•
13	PFSXM913B	—	19.1	18.4	12.4	7.6	245.9	•
14	PFSXM914B	—	19.1	19.8	12.4	9.1	247.9	•
15	PFSXM915B	—	19.1	20.4	12.4	9.1	247.4	
13	—	PFLXM13B	—	—	—	—	—	

- Applications: Toyota® and Lexus® vehicles transmission pan bolts and several underdash applications – Volvo® vehicle removing intake faster and easier
- Great for difficult access where the use of one tool works better than three (socket, swivel and extension)
- Flank Drive® wrenching configuration where the socket grips the fastener on the flanks/flats increasing torque by 15–20%
- Machined from tough alloy steel
- Use with hand and non-impact tools only

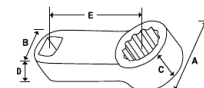
TORQUE ADAPTORS

- Manufactured from special alloy steel
- Precision forged and heat treated for optimum strength and durability
- Double hex (12-point) configuration allows socket to engage single hex fastener every 30° rather than every 60°, allowing for better access in restricted areas

- Design features radius edges which will resist damage/nicks
- Center to center length on adaptor for easy torque calculations
- Larger sizes feature thicker construction for strength
- Made in US



Set Contains: 208FRDHM



Standard, mm, chrome (3/8")

Set Contains: 208FRDHM

Working Torque, in-lb	mm	12	A	B	C	D	E	12
212	8	FRDHM8	12.1 (1/2)	19.1 (3/4)	6.2 (1/4)	10.9 (7/16)	50.8 (2)	
420	10	FRDHM10	17.1	18.8	7.8	11.0	50.8	•
690	12	FRDHM12	18.8	18.8	8.2	11.0	50.8	•
720	13	FRDHM13	21.0	18.8	7.8	11.0	50.8	•
1,050	14	FRDHM14	21.0	18.8	9.4	11.0	50.8	•
1,200	15	FRDHM15	25.1	18.8	7.8	11.0	50.8	•
1,400	16	FRDHM16	22.6	18.8	11.0	11.0	50.8	•
804	17	FRDHM17	25.1	18.8	12.4	10.9	50.8	
1,400	18	FRDHM18	22.4	18.8	13.3	11.0	50.8	•
1,400	19	FRDHM19	27.4	18.8	13.3	11.0	50.8	•
2,000	21	FRDHM21	30.9 (1.22)	18.8 (3/4)	10.9 (7/16)	10.9 (7/16)	50.8 (2)	

Standard, inches, chrome (3/8")

Set Contains: 208FRDH

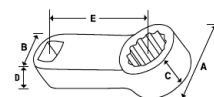
Working Torque, in-lb	Hex	12	A	B	C	D	E	12
190	5/16	FRDH101	0.475	.750	1/4	7/16	2	•
420	3/8	FRDH121	0.570	.750	5/16	7/16	2	•
500	7/16	FRDH141	0.655	.750	11/32	7/16	2	•
710	1/2	FRDH161	0.740	.750	11/32	7/16	2	•
1,050	9/16	FRDH181	0.825	.750	3/8	7/16	2	•
1,400	5/8	FRDH201	0.890	.750	7/16	7/16	2	•
1,400	11/16	FRDH221	0.989	.750	1/2	7/16	2	•
1,400	3/4	FRDH241	1.080	.750	1/2	7/16	2	•
2,000	7/8	FRDH281	1-9/32 (32.54)	3/4 (19.1)	7/16 (10.9)	7/16 (10.9)	2.0 (50.8)	
2,706	15/16	FRDH301	1.374	.750	7/16	7/16	2	

Conventional Hex

SPLINE TORQUE ADAPTORS

- Precision-crafted from special alloy steel for strength and durability
- Nickel Chrome finish helps protect against corrosion and makes it easy to wipe clean
- Unique spline wrenching configuration can be used on ordinary 6 and 12 point fasteners
- Ideal for use with torque wrenches
- Will save time and avoid clearance issues when working on propeller assemblies
- Works on a wide variety of Lycoming® and Continental® engines used in Piper®, Cessna® and Mooney® aircraft

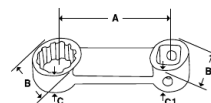
FRESL24



Spline, Low Profile, inches

Hex	Stock No.	Working Torque, in-lb	A	B	C	D	E
5/8	FRESL20	480	22.8 (0.9)	18.8 (0.74)	4.7 (0.19)	10.9 (0.43)	50.8 (2)
11/16	FRESL22	556	25.1 (0.99)	18.8 (0.74)	4.7 (0.19)	10.9 (0.43)	50.8 (2)
3/4	FRESL24	465	1-5/64	3/4	7/16	3/16	2
7/8	FRESL28	605	1-1/4	3/4	7/16	3/16	2
15/16	FRESL30	888	33.9 (1.33)	18.8 (0.74)	4.7 (0.19)	10.9 (0.43)	50.8 (2)

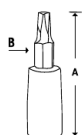
SPLINE TORQUE ADAPTORS



Spline, inches, chrome (3/8")

#	II	Stock No.	Working Torque, in-lb	A	B-B1	C-C1
#10	5/16	FRES10	250	2	.490-.750	1/4-7/16
#12	3/8	FRES12	515	2	.590-.750	5/16-7/16
#14	7/16	FRES14	875	2	.680-.750	5/16-7/16
#16	1/2	FRES16	1,575	2	.745-.750	5/16-7/16
#18	9/16	FRES18	1,750	2	.825-.750	3/8-7/16
#20	5/8	FRES20	1,750	2	.895-.750	3/8-7/16
#22	11/16	FRES22	1,750	2	.997-.750	1/2-7/16
#24	3/4	FRES24	1,750	2	1.08-.750	9/16-7/16
#7	7/32	FRES7	140	2	.375-.750	1/4-7/16
#8	1/4	FRES8	195	2	.400-.750	1/4-7/16
#9	9/32	FRES9	220	2	.445-.750	1/4-7/16

TORX® BIT SOCKETS



207EFTXY



FTX27E

★ TORX®/Standard, industrial (3/8")

Set Contains: 207EFTXY

#	Stock No.	Stock No.	A	B	
T27	FTX27E	GFTX27E	1-3/4	FTX27E2	•
T30	FTX30E	GFTX30E	1-3/4	FTX30E2	•
T40	FTX40E	GFTX40E	1-3/4	FTX40E2	•
T45	FTX45E	GFTX45E	2-1/16	FTX45E2	•
T47	FTX47E	GFTX47E	2-1/16	FTX47E2	•
T50	FTX50E	GFTX50E	2-1/16	FTX50E2	•
T55	FTX55E	GFTX55E	2-1/32	FTX55E2	•
T60	FTX60E		2-5/16	FTX60E2	•

Sets shown include storage tray

207EFTXY 7 pc Standard Length TORX® Set

- FTX27E thru FTX55E plus FTX47E GM® Style Driver (7 pc) (T27 to T55 plus GM® style T47)



207EFTXYSE

★ TORX®/Stubby, chrome (3/8")

Set Contains: 207EFTXYSE

#	Stock No.	A	B	
T27	FTX27SE	1-13/32	FTX27SE2	•
T30	FTX30SE	1-13/32	FTX30SE2	•
T40	FTX40SE	1-13/32	FTX40SE2	•
T45	FTX45SE	1-13/32	FTX45SE2	•
T47	FTX47SE	1-13/32	FTX47SE2	•
T50	FTX50SE	1-13/32	FTX50SE2	•
T55	FTX55SE	1-7/16	FTX55SE2	•

Set shown includes magnetic storage tray

207EFTXYSE • Applications:

BMW® under dash and sensors in engine compartment – Porsche®, 911® and Cayenne® ignition coil bolts – Honda® airbag control module inside passenger compartment of dashboard – Cadillac® water pump and oil drain plugs – various applications on motorcycles

★ TORX®/Long, chrome (3/8")

#	Stock No.	A	B
T27	FTXL27E	4-1/4	FTXL27E2
T30	FTXL30E	4-1/4	FTXL30E2
T40	FTXL40E	4-1/4	FTXL40E2
T45	FTXL45E	4-1/4	FTXL45E2
T50	FTXL50E	4-1/4	FTXL50E2

210EFTXL 10 pc Combination Drive TORX® Bit Long Socket Set

- Includes 1/4" drive and 3/8" drive (10 pc) (T8-T55)
- Includes storage tray

FTXB27E



★ TORX®/Heavy Duty Removal, chrome (3/8")

#	Stock No.	A	B
T27	FTXB27E	1-13/16	FTXB27E2
T30	FTXB30E	1-13/16	FTXB30E2
T40	FTXB40E	1-13/16	FTXB40E2
T45	FTXB45E	2-1/16	FTXB45E2
T50	FTXB50E	2-1/16	FTXB50E2
T55	FTXB55E	2-1/64	FTXB55E2

Set shown includes magnetic storage tray

209EFTXBY 9 pc Combination Drive TORX® Bit Heavy Duty Removal Socket Set

- Includes 1/4" drive and 3/8" drive (9 pc) (T15, T20, T25, T27, T30, T40, T45, T50 and T55)
- Tapered profile provides better engagement on stubborn fasteners
- Includes magnetic storage tray



• Do not use chrome or industrial finish hand tools with impact drivers
• Read safety precautions on pages W1 to W4

TORX® BIT SOCKETS



★ TORX®/Tamper Resistant, chrome (3/8")

#	Stock No.	A	B
T27	FTXR27E	1-3/4	FTXR27E2
T30	FTXR30E	1-3/4	FTXR30E2
T40	FTXR40E	1-3/4	FTXR40E2
T45	FTXR45E	2-1/16	FTXR45E2
T50	FTXR50E	2-1/16	FTXR50E2

Set shown includes magnetic storage tray

210EFTXRY 10 pc Combination Drive TORX® Bit Tamper Resistant Socket Set

- Includes 1/4" drive and 3/8" drive (10 pc) (T8–T50)
- Includes magnetic storage tray



★ ★ TORX®/Special Application, chrome (3/8")

#	Stock No.	Description	A	B
T40	FTXEL40E	Extra Long TORX® Socket Driver	7-1/2	FTXEL40E2
T47	FTX47E	3/8" Drive TORX® T47 Standard Bit Socket	2-1/16	FTX47E2
T45	FTXEL45E	Extra Long TORX® Socket Driver	7-11/16	FTXEL45E2
40IPR	FTXR40TPE	TORX Plus® Tamper-Resistant Socket Driver (40IPR)	1-3/4	FTXR40TPE2
T47	GFTX500E	TORX® GM-Style Driver	2-1/16	FTX500E2
T30	FTXEL30TPE	Extra Long TORX Plus® Socket Driver	5	FTXEL30TPE2

FTXEL40E Extra Long TORX® Socket Driver

- Applications include service on intake manifold bolts on Ford® 5.0 L engines with fuel injection, model years 1985-1990

FTX47E 3/8" Drive TORX® T47 Standard Bit Socket

- For use on GM® door strikers

FTXEL45E Extra Long TORX® Socket Driver

- Quickly and easily access intake bolts on Cummins® N14 diesel engines without removing the air pump
- Can also be used on older Cummins® NH Big Cam 4 diesel engines
- 3/8" square drive
- Various applications on European vehicles

FTXEL30TPE Extra Long TORX Plus® Socket Driver

- For removing the engine harness from the firewall on 2007 and newer
- For Volvo® trucks with D16, MPT 8 and MPT 10 engines, Cummins® ISX fuel timing and metering actuators

GFTX500E TORX® GM-Style Driver

- For use on GM® door strikers and seat belt bolts
- For 12CT curved tooth file



★ TORX Plus®/Tamper Resistant, chrome (3/8")

#	Stock No.	A	B
27IPR	FTXR27TPE	1-3/4	FTXR27TPE2
30IPR	FTXR30TPE	1-3/4	FTXR30TPE2
40IPR	FTXR40TPE	1-3/4	FTXR40TPE2
45IPR	FTXR45TPE	2-1/32	FTXR45TPE2
50IPR	FTXR50TPE	2-5/32	FTXR50TPE2
55IPR	FTXR55TPE	2-11/32	FTXR55TPE2

Set shown includes magnetic storage tray

FTXR40TPE TORX Plus® Tamper-Resistant Socket Driver (40IPR)

- Quickly removes and replaces the Reverse Idler Shaft on 2001/2002 Ford® Mustang® GT vehicles using the TREMEC3650 Manual Transmission
- Also use on the camshaft bolts on 2008 Toyota® Tundra® with the 5.7L engine
- Five-lobe configuration
- Two-piece pinless design holds bit securely in socket while facilitating quick bit replacement
- Cold-formed socket delivers a strong, durable tool
- Chrome plating resists corrosion and clean easily
- For sale to authorized technicians only

211EFTXRTPY 11 pc 1/4" and 3/8" Drive Tamper-Resistant Combination TORX Plus® Socket Set

- Includes 1/4" drive TTXR8TPE–TTXR25TPE TORX Plus® Drivers plus 3/8" drive FTXR27TPE–FTXR55TPE TORX Plus® Drivers (8IPR–55IPR)
- Applications: 2003 Ford® Mustang® transmissions, 2004 Ford® F150 transfer case, 2004 Porsche® Cayenne® turbo air sensor, Delphi® and Stanadyne® pumps, Cummins® B and C engine injection pumps and John Deere® diesel injector pumps



★ TORX Plus®/chrome (3/8")

#	Stock No.	A	B
27IP	FTX27TPE	1-3/4	FTX27TPE2
30IP	FTX30TPE	1-3/4	FTX30TPE2
40IP	FTX40TPE	1-3/4	FTX40TPE2
45IP	FTX45TPE	2-1/8	FTX45TPE2
50IP	FTX50TPE	2-1/8	FTX50TPE2
55IP	FTX55TPE	2-5/16	FTX55TPE2

Set shown includes magnetic storage tray

211EFTXTPY 11 pc Combination Drive TORX Plus® Bit Socket Set

- Includes 1/4" drive and 3/8" drive (11 pc) (8IP–55IP)
- Includes magnetic storage tray
- TORX Plus® fasteners may be found in almost all vehicles from the 1999 model year to present
- Common applications include GM® transmission bell housing bolts, Ford® seat belt anchors T27IP can be used to service Ford® Taurus® and Sable® vehicles front spring shields
- Use of a standard TORX® driver on TORX Plus® fasteners may result in a rounded out fastener head or damaged driver



Hex/Standard, mm, chrome (3/8")

mm	Hexagon	Set Contains:			
		A	B	Hexagon	Hexagon
2	FAM2E	47.8	FAM2E2		
2.5	FAM2.5E	47.8	FAM2.5E2		
3	FAM3E	47.8	FAM3E2		
4	FAM4E	17.2	FAM4E2	•	•
5	FAM5E	17.2	FAM5E2	•	•
6	FAM6E	17.2	FAM6E2	•	•
7	FAM7E	52.3	FAM7E2	•	•
8	FAM8E	52.6	FAM8E2	•	•
9	FAM9E	52.6	FAM9E2	•	•
10	FAM10E	52.6	FAM10E2	•	•
11	FAM11E	69.9	FAM11E2	•	
12	FAM12E	69.9	FAM12E2	•	
13	FAM13E	69.9	FAM13E2	•	
14	FAM14E	69.9	FAM14E2	•	

Sets include magnetic storage tray

210EFTAMY 10 pc 1/4 and 3/8" Drive Metric Standard Hex Bit Socket Set

- Includes (10) 1/4 and 3/8" drive standard hex bit sockets (2–10 mm)
- Includes magnetic storage tray



Hex/Stubby, mm, chrome (3/8")

mm	Hexagon	A	B
7	FAMXS7E	34.8	FAMXS7E2
8	FAMXS8E	35.8	FAMXS8E2
9	FAMXS9E	36.8	FAMXS9E2
10	FAMXS10E	37.8	FAMXS10E2

Set includes magnetic storage tray

208EFTAMXSY 8 pc 1/4" Drive Metric Hex Bit Stubby Combination Socket Set

- Includes 1/4" drive and 3/8" drive (8 pc) (3–10 mm)



Hex/Long, mm, chrome (3/8")

mm	Hexagon	Set Contains:		
		A	B	Hexagon
4	FAML4E	153.9	FAML4E2	•
5	FAML5E	153.9	FAML5E2	•
6	FAML6E	153.9	FAML6E2	•
7	FAML7E	153.9	FAML7E2	•
8	FAML8E	153.9	FAML8E2	•
10	FAML10E	153.4	FAML10E2	•

Set Contains:



Ball Hex/Standard, mm, chrome (3/8")

mm	Ball Hexagon	A	B
7	FABM7E	52.5	FABM7E2
8	FABM8E	52.5	FABM8E2
9	FABM9E	52.5	FABM9E2
10	FABM10E	52.5	FABM10E2

Set includes magnetic storage tray

208EFTABMY 8 pc 1/4" Drive Metric Ball Hex Bit Standard Combination Socket Set

- Includes 1/4" drive and 3/8" drive (8 pc) (3–10 mm)
- Includes magnetic storage tray



• Do not use chrome or industrial finish hand tools with impact drivers
• Read safety precautions on pages W1 to W4

METRIC HEX BIT SOCKETS



206EFABLM

Ball Hex/Long, mm,
chrome (3/8")

Set
Contains:

mm		A	B	
4	FABLM4E	129.3	FABLM4E2	•
5	FABLM5E	128.5	FABLM5E2	•
6	FABLM6E	128.5	FABLM6E2	•
7	FABLM7E	128.5	FABLM7E2	•
8	FABLM8E	127.3	FABLM8E2	•
10	FABLM10E	128.3	FABLM10E2	•

Set shown includes storage tray



FADM8E

Double Hex/Standard, mm, chrome (3/8")

mm		A	B
8	FADM8E	51.3	FADM8E2
8	FADM8LE	121.9	FADM8LE2

FADM8E Metric Double Hex Driver

- Applications: Removal/installation of head bolts on Toyota® Tercel 1995 and later, and Paseo (1992–1997)

FADM8LE 3/8" Drive Metric 8 mm Double Hex Bit Socket

- Double hex bit sockets and triple square bit sockets cannot be interchanged between applications
- Using a triple square tool in a double hex application will strip the bolt head
- In general, triple square tools are used on European vehicles and double hex tools are used on Asian vehicles
- Triple square hex sockets have 90° corners and double hex bit sockets have 120° corners

HEX BIT SOCKETS



212EFTAY

208EGFAY

GFA10E

Hex/Standard, inches (3/8")

Set
Contains:

II			A	B	Fits These Cap Screws	Fits These Set Screws		
1/8	FA4E	GFA4E	2-1/16	TMA4E2	—	1/4"	•	•
9/64	FA4.5E	GFA4.5E	2-1/16	TMA4.5E2	#8	—	•	•
5/32	FA5E	GFA5E	2-1/16	FA5E2	#10	5/16"	•	•
3/16	FA6E	GFA6E	2-1/16	FA6E2	1/4"	3/8"	•	•
7/32	FA7E	GFA7E	2-1/16	FA7E2	—	7/16"	•	•
1/4	FA8E	GFA8E	2-1/16	FA8E2	5/16"	1/2"	•	•
5/16	FA10E	GFA10E	2-1/16	FA10E2	3/8"	5/8"	•	•
3/8	FA12E	GFA12E	2-3/32	SA12E2	7/16" and 1/2"	3/4"	•	•

Sets shown include storage tray

212EFTAY 12 pc 1/4 and 3/8" Drive SAE Standard Hex Bit Socket Set

- Includes (12) 1/4 and 3/8" drive standard hex bit sockets (1/16–3/8")

Hex/Stubby, inches, chrome (3/8")

II		A	B
7/32	FAXS7E	1-5/16	FAXS7E2
1/4	FAXS8E	1-11/32	FAXS8E2
5/16	FAXS10E	1-13/32	FAXS10E2
3/8	FAXS12E	1-15/32	FAXS12E2

Set shown includes magnetic storage tray



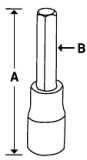
208EFTAXSY

FAXS10E

208EFTAXSY 8 pc 1/4 and 3/8" Drive SAE Stubby Hex Bit Socket Set

- Includes (8) 1/4 and 3/8" drive stubby hex bit sockets (1/8–3/8")

HEX BIT SOCKETS



206EFAL

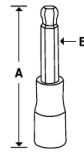
Hex/Long, inches,
chrome (3/8")

Set
Contains:

206EFAL

		A	Fits These Cap Screws	Fits These Set Screws	B	
5/32	FA5LE	6-1/16	#10	5/16"	FA5LE2	•
3/16	FA6LE	6-1/8	1/4"	3/8"	FA6LE2	•
7/32	FA7LE	6-1/8	—	7/16"	FA7LE2	•
1/4	FA8LE	6-1/8	5/16"	1/2"	FA8LE2	•
5/16	FA10LE	6-1/16	3/8"	5/8"	FA10LE2	•
3/8	FA12LE	6-1/16	1/4"	3/4"	SA12LE2	•

Set shown includes storage tray



206EFABL

Ball Hex/Long, inches,
chrome (3/8")

Set
Contains:

206EFABL

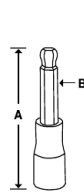
		A	B	
5/32"	FABL5E	5-1/16	FABL5E2	•
3/16"	FABL6E	5-1/16	FABL6E2	•
7/32"	FABL7E	5-1/16	FABL7E2	•
1/4"	FABL8E	5-1/16	FABL8E2	•
5/16"	FABL10E	5-1/16	FABL10E2	•
3/8"	FABL12E	5-1/16	FABL12E2	•

Sets shown include storage tray

Ball Hex/Standard, inches, chrome (3/8")

		A	B
7/32	FAB7E	2-3/32	FAB7E2
1/4	FAB8E	2-3/32	FAB8E2
5/16	FAB10E	2-3/32	FAB10E2
3/8	FAB12E	2-3/32	FAB12E2

Sets shown include magnetic storage tray



FAB10E

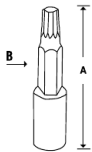


208EFTABY

208EFTABY 8 pc 1/4 and 3/8" Drive SAE Standard Ball Hex Bit Socket Set

- Includes (8) 1/4 and 3/8" drive standard ball hex bit sockets (1/8–3/8")

TRIPLE SQUARE BIT SOCKETS



FTSM8LE

**Triple Square/Long, mm,
chrome (3/8")**

		Stock No.	A	B
Standard Length	4	FTSM4E	48.5	FTSM4E2
	5	FTSM5E	48.5	FTSM5E2
	6	FTSM6E	48.5	FTSM6E2
	8	FTSM8E	58	FTSM8E2
Long	10	FTSM10E	67.8	FTSM10E2
	8	FTSM8LE	84.6	FTSM8LE2
	10	FTSM10LE	101.6	FTSM10LE2

Set shown includes storage tray

TSS7KIT 7 pc Triple Square Socket Driver Set

- Manufactured from special alloy steel, precision forged and heat treated for optimum strength and durability

FTSM6E 3/8" Drive Metric 6 mm Triple Square Bit Socket

- Use to remove seat hold down nuts on 1999 and later GM® full-size pickup trucks and for VW® disc brake calipers

- Double hex sockets and triple square sockets cannot be interchanged between applications
- Using a triple square tool in a double hex application will strip the bolt head
- In general, triple square tools are used on European vehicles and double hex tools are used on Asian vehicles

FTSM8E 3/8" Drive Metric 8 mm Triple Square Bit Socket

- Remove and install head and accessory bolts on Mercedes-Benz® and remove and install axle shaft bolts on VW® and Audi® vehicles
- Double hex sockets and triple square sockets cannot be interchanged between applications
- Using a triple square tool in a double hex application will strip the bolt head
- In general, triple square tools are used on European vehicles and double hex tools are used on Asian vehicles

FTSM10E 3/8" Drive Metric 10 mm Triple Square Bit Socket

- Used for cylinder head bolts and drive shaft bolts on Mercedes-Benz® and remove and install axle shaft bolts on VW® and Audi® vehicles
- Double hex sockets and triple square sockets cannot be interchanged between applications
- Using a triple square tool in a double hex application will strip the bolt head
- In general, triple square tools are used on European vehicles and double hex tools are used on Asian vehicles



WARNING



- Do not use chrome or industrial finish hand tools with impact drivers
- Read safety precautions on pages W1 to W4

SPECIAL APPLICATION BIT SOCKETS



PFMTS2E

PFMTS4E

PFMTS1E Bit Socket

- Applications: For seat tracks on 2009 Mazda® 6®
- Other seat applications: Cadillac® CTS®, Nissan® Maxima® and Altima®

MORTORQ®/Standard, industrial (3/8")

#	Stock No.	A	B
MTS-0	PFMTS0E	1-3/4	PFMTS0E2
MTS-1	PFMTS1E	1-3/4	PFMTS1E2
MTS-2	PFMTS2E	1-3/4	PFMTS2E2
MTS-3	PFMTS3E	2-1/8	PFMTS3E2
MTS-4	PFMTS4E	2-1/8	PFMTS4E2

PFMTS4E 3/8" Drive Mortorq® MTS-4 Super Bit Socket

- Use to remove/install the bolts that secure the bell housing to the transmission on GM® 4L60 transmissions

FLAT TIP BIT SOCKETS



F23E

GF31E

— Flat Tip (3/8")

	#	Stock No.	Industrial Stock No.	A	B
Standard Length	5/16 x .046	F23E	—	3	F23E2A
	5/16 x .055	F25E	GF25E	3	F25E2A
	5/16 x .066	F31E	GF31E	3-7/16	F31E2A
Short	1/4 x .037	F42E	—	1-13/16	F42E2
	5/16 x .057	F52E	—	1-13/16	F52E2
	3/8 x .068	F62E	GF62E	1-27/32	F62E2

PHILLIPS® TIP BIT SOCKETS



GFP22E

FP22E

FPS32E

FP34E

+ PHILLIPS® (3/8")

	#	Stock No.	Industrial Stock No.	A	B
Standard Length	#2	FP22E	GFP22E	2-1/16	FP22E2
	#3	FP32E	—	2-5/16	FP32E2
	#4	FP41E	—	1-21/32	FP41E2
Short	#3	FPS32E	—	1-29/32	SP32E2
Long	#2	FP24E	—	4-1/32	FP24E2
	#3	FP34E	—	4-1/32	FP34E2
	#4	FP42E	—	2-9/16	FP42E2

POZIDRIV® AND CLUTCH BIT SOCKETS



FPD32E

F29E

+ POZIDRIV®/Standard, chrome (3/8")

#	Stock No.	A	B
#2	FPD22E	2-1/16	FPD22E2
#3	FPD32E	2	FPD32E2

☛ Clutch/Standard, chrome (3/8")

#	Stock No.	A	B
3/8	F29E	3/8	1-3/4
5/16	F30E	19/64	1-3/4

IMPACT DRIVERS AND SETS

Impact Drivers (3/8")

208EPIT Set. 8pc Includes:

Stock No.	Description
PIT120	Impact Driver
F42E	3/8" Drive Short Flat Tip Bit Socket
F52E	Short Flat Tip Driver
F62E	3/8" Drive Short Flat Tip Bit Socket
FP22E	#2 PHILLIPS® Bit Socket
FP32E	PHILLIPS® Driver
FP42E	3/8" Drive PHILLIPS® #4 Long Tip Bit Socket
FPD22E	3/8" Drive Pozidriv® #2 Tip Bit Socket
PB108A	Storage Case



208EPIT



PIT120

PIT120 Impact Driver

- Delivers cam action impact when struck with a hammer for loosening or tightening fasteners
- Industrial finish

PIT2230E Set. 36 pc Includes:

Stock No.	Description
PIT120	Impact Driver
FA6E	3/8" Drive SAE 3/16" Standard Hex Bit Socket
FA7E	3/8" Drive SAE 7/32" Standard Hex Bit Socket
FA8E	3/8" Drive SAE 1/4" Standard Hex Bit Socket
FA10E	3/8" Drive SAE 5/16" Standard Hex Bit Socket
FA12E	3/8" Drive SAE 3/8" Standard Hex Bit Socket
F42E	3/8" Drive Short Flat Tip Bit Socket
F52E	Short Flat Tip Driver
F62E	3/8" Drive Short Flat Tip Bit Socket
FP22E	#2 PHILLIPS® Bit Socket
FP32E	PHILLIPS® Driver
FP41E	PHILLIPS® Driver
FP42E	3/8" Drive PHILLIPS® #4 Long Tip Bit Socket
F29E	Clutch Driver
F30E	Clutch Driver
FPD22E	3/8" Drive Pozidriv® #2 Tip Bit Socket
IMF120A	6-Point Shallow Impact Socket
IMF140A	3/8" Drive 6-Point SAE 7/16" Flank Drive® Shallow Impact Socket
IMF160	3/8" Drive 6-Point SAE 1/2" Flank Drive® Shallow Impact Socket
IMF180	3/8" Drive 6-Point SAE 9/16" Flank Drive® Shallow Impact Socket
IMF200	6-Point Shallow Impact Socket
IMF220	6-Point Shallow Impact Socket
IMF240	6-Point Shallow Impact Socket
GF22	Drag Link Socket
KRA142B	Metal Storage Case

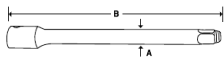


PIT2230E

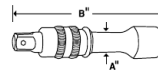
PIT2230E Impact Driver Set

- Includes PIT120 impact driver plus all sockets, screwdrivers and replacement bits (36 pc) conveniently displayed in a storage tray that fits in the KRA142 metal box

IMPACT ACCESSORIES



204IMXA



IMXL61

Extensions/Impact

Set Contains: 204IMXA

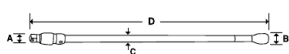
Stock No.	A	B	
IMX11	1/2	1-3/4	•
IMX31	1/2	3	•
IMX61	1/2	6	•
IMX111	1/2	11	•

Includes storage tray

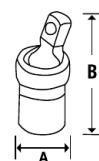
Locking Extensions

- Quick release locking sleeve provides a secure connection plus easy socket removal
- Knurled release collar for easy one hand operation, even with slippery hands

Stock No.	A	B
IMXL31	1/2	3
IMXL61	1/2	6
IMXL111	1/2	11



IMSFXL24



IPF800B



Locking Extension Adaptors (3/8")

- Quick release locking sleeve at the 3/8" drive

Stock No.	A	B	C	D
IMSFXL18	3/8 (locking)	1/2	21/32	18
IMSFXL24	3/8 (locking)	1/2	21/32	24
IMSFXL33	3/8 (locking)	1/2	21/32	33

Universal Joints (Impact)

Stock No.	Socket Attachment	A	B
IPF800B	Ball Type	1	2-1/8
IPF80B	Pin Type	1	2-1/8

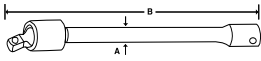


WARNING



• Read safety precautions on pages W1 to W4

IMPACT ACCESSORIES



Set Contains:

Stock No.	Shank Dia., inches	Length, inches	
IPFX6	9/16	6	•
IPFX9	9/16	9	•

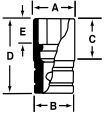
Sets shown include magnetic storage tray

Swivel Extensions

Laser welded pivot pin allows smooth, full 30° swivel action for efficient power transfer. Manufactured from special alloy steel and heat treated for optimum strength and durability.

- Provides versatility for the technician as they can use any shallow, semi-deep, deep, 6pt, 12pt, metric or SAE impact socket-you are not limited to just one size

FLANK DRIVE® IMPACT SOCKETS



IMDFM14



214IMFMYA

Set Contains:
214IMFMYA

207IMDFMYA

Shallow, mm

mm	6	12	A	B	C	D	E	6	12
6	IMFM6	IMDFM6	10.3	17.5	10.3	22.2	5.6		
7	IMFM7	IMDFM7	11.9	17.5	10.3	22.2	5.6		
8	IMFM8A	IMDFM8A	12.8	17.2	11.1	23.0	6.4	•	
9	IMFM9A	IMDFM9	14.0	17.2	11.0	23.0	7.1	•	
10	IMFM10A	IMDFM10A	15.1	17.2	11.0	23.0	7.1	•	•
11	IMFM11A	IMDFM11A	16.7	18.8	11.6	23.8	7.1	•	
12	IMFM12	IMDFM12	18.8	18.0	11.6	23.8	7.1	•	•
13	IMFM13	IMDFM13	18.8	18.8	12.4	24.6	7.4	•	•
14	IMFM14	IMDFM14	20.4	20.4	13.5	27.0	9.1	•	•
15	IMFM15	IMDFM15	21.2	21.2	13.5	27.0	9.1	•	•
16	IMFM16	IMDFM16	22.7	22.7	14.1	27.8	10.4	•	•
17	IMFM17	IMDFM17	24.3	24.3	14.4	28.2	10.2	•	•
18	IMFM18	IMDFM18	25.1	25.1	14.3	29.0	10.9	•	•
19	IMFM19	IMDFM19	26.7	26.7	15.6	30.6	11.7	•	
20	IMFM20	IMDFM20	28.3	28.3	16.5	30.9	12.2		
21	IMFM21	IMDFM21	28.8	28.8	17.5	29.5	12.2	•	
22	IMFM22	IMDFM22	29.9	29.9	18.3	32.9	13.0		
23	IMFM23	—	31.5	31.5	19.3	31.5	13.2		
24	IMFM24	—	32.6	32.6	21.1	33.0	14.5	•	

Sets shown include magnetic storage tray



IMDF180



212IMFYA

Set Contains:
212IMFYA

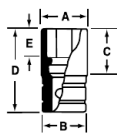
207IMDFY

Shallow, inches

	6	12	A	B	C	D	E	6	12
1/4	IMF080	—	7/16	11/16	7/16	7/8	7/32		
5/16	IMF100A	—	17/32	11/16	27/32	1	1/4	•	
3/8	IMF120A	IMDF120A	9/16	11/16	7/16	7/8	3/16	•	•
7/16	IMF140A	IMDF140A	21/32	3/4	7/16	15/16	9/32	•	•
1/2	IMF160	IMDF160	3/4	3/4	7/16	15/16	9/32	•	•
9/16	IMF180	IMDF180	13/16	13/16	7/16	15/16	9/32	•	•
5/8	IMF200	IMDF200	29/32	29/32	7/16	15/16	9/32	•	•
11/16	IMF220	IMDF220	31/32	31/32	9/16	1-1/32	3/8	•	•
3/4	IMF240	IMDF240	1-1/16	1-1/16	9/16	1-3/32	13/32	•	•
13/16	IMF260	—	1-1/8	1-1/8	11/16	1-3/16	1/2	•	
7/8	IMF280	—	1-3/16	1-3/16	3/4	1-9/32	1/2	•	
15/16	IMF300	—	1-9/32	1-9/32	13/16	1-5/16	17/32	•	
1	IMF320	—	1-11/32	1-9/32	13/16	1-5/16	9/16	•	

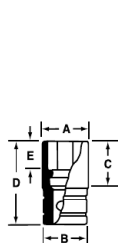
FLANK DRIVE® IMPACT SOCKETS

3/8" DRIVE TOOLS



Semi Deep, mm

mm	6	A	B	C	D	E	6
6	IMFMS6	—	—	—	—	—	
7	IMFMS7	11.9	17.5	28.6	41.3	6.4	
8	IMFMS8A	12.8	17.2	29.3	41.3	6.4	•
9	IMFMS9A	14.0	17.2	29.3	41.3	7.1	•
10	IMFMS10A	15.1	17.2	29.3	41.3	9.7	•
11	IMFMS11A	17.2	17.2	29.3	41.3	9.7	•
12	IMFMS12	18.0	18.0	29.3	41.3	9.7	•
13	IMFMS13	19.6	19.6	29.3	41.3	10.4	•
14	IMFMS14	20.4	20.4	29.3	41.3	10.4	•
15	IMFMS15	21.2	21.2	29.3	41.3	10.4	•
16	IMFMS16	22.7	22.7	29.3	41.3	10.4	•
17	IMFMS17	24.3	24.3	29.3	41.3	11.2	•
18	IMFMS18	25.1	25.1	29.3	41.3	11.2	•
19	IMFMS19	26.7	26.7	29.3	41.3	11.7	•
21	IMFMS21	29.2	25.1	29.3	65.7	12.4	



Semi Deep, inches

11	6	A	B	C	D	E	6
1/4	IMFS8	13/32	11/16	1-13/32	1-5/8	7/32	
5/16	IMFS10A	1/2	11/16	1-5/32	1-5/8	1/4	•
3/8	IMFS12A	9/16	11/16	1-5/32	1-5/8	9/32	•
7/16	IMFS14A	21/32	3/4	1-5/32	1-5/8	11/32	•
1/2	IMFS16	3/4	3/4	1-5/32	1-5/8	13/32	•
9/16	IMFS18	13/16	13/16	1-5/32	1-5/8	13/32	•
5/8	IMFS20	29/32	29/32	1-5/32	1-5/8	13/32	•
11/16	IMFS22	31/32	31/32	1-5/32	1-5/8	7/16	•
3/4	IMFS24	1-1/16	1-1/16	1-5/32	1-5/8	15/32	•
13/16	IMFS26	1-1/8	1-1/8	1-5/32	1-5/8	1/2	•
7/8	IMFS28	1-3/16	1-3/16	1-5/32	1-5/8	17/32	•
15/16	IMFS30	—	—	—	—	—	
1	IMFS32	—	—	—	—	—	

Set shown includes magnetic storage tray



• Read safety precautions on pages W1 to W4

FLANK DRIVE® IMPACT SOCKETS



SIMDFM14



214SIMFMYA

214SIMFMYA
Set Contains:

214SIMDFMYA

Deep, mm

mm	6	12	A	B	C	D	E	6	12
6	SIMFM6	SIMDFM6	10.3	17.5	45.2	54.0	5.6		
7	SIMFM7	SIMDFM7	11.9	17.5	45.2	54.0	6.4		
8	SIMFM8A	SIMDFM8A	12.8	17.2	38.1	54.0	6.4	•	•
9	SIMFM9A	SIMDFM9A	14.0	17.2	38.1	54.0	7.1	•	•
10	SIMFM10A	SIMDFM10A	15.1	17.2	38.1	54.0	9.7	•	•
11	SIMFM11A	SIMDFM11A	17.2	17.2	38.1	54.0	9.7	•	•
12	SIMFM12	SIMDFM12	18.0	18.0	38.1	54.0	9.7	•	•
13	SIMFM13	SIMDFM13	19.6	19.6	38.1	54.0	10.4	•	•
14	SIMFM14	SIMDFM14	20.4	20.4	42.7	60.3	10.4	•	•
15	SIMFM15	SIMDFM15	21.2	21.2	42.7	60.3	10.4	•	•
16	SIMFM16	SIMDFM16	22.7	22.7	42.7	60.3	10.4	•	•
17	SIMFM17	SIMDFM17	24.3	24.3	47.0	66.7	11.2	•	•
18	SIMFM18	SIMDFM18	25.1	25.1	47.0	66.7	11.2	•	•
19	SIMFM19	SIMDFM19	26.7	26.7	47.0	66.7	14.2	•	•
20	SIMFM20	SIMDFM20	28.3	28.3	47.0	66.7	12.2		
21	SIMFM21	SIMDFM21	28.9	28.9	47.0	66.7	12.4	•	•
22	SIMFM22	—	29.9	29.9	51.6	73.0	13.0		
23	SIMFM23	—	31.5	31.5	51.6	73.0	13.0		
24	SIMFM24	SIMDFM24	33.0	33.0	58.2	73.0	14.7	•	•

Sets shown include magnetic storage tray



SIMF260



207SIMDFYA



212SIMFYA

207SIMFYA
Set Contains:

212SIMFYA

207SIMDFYA

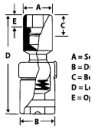
Deep, inches

II	6	12	A	B	C	D	E	6	6	12
5/16	SIMF100A	—	1/2	11/16	1-1/2	2-1/8	3/16		•	
3/8	SIMF120A	SIMDF120A	9/16	11/16	1-1/2	2-1/8	9/32	•	•	•
7/16	SIMF140A	SIMDF140A	21/32	3/4	1-1/2	2-1/8	5/16	•	•	•
1/2	SIMF160	SIMDF160	3/4	3/4	1-1/2	2-1/8	3/8	•	•	•
9/16	SIMF180	SIMDF180	13/16	13/16	1-1/2	2-1/8	7/16	•	•	•
5/8	SIMF200	SIMDF200	29/32	29/32	1-1/2	2-3/8	7/16	•	•	•
11/16	SIMF220	SIMDF220	31/32	31/32	1-1/2	2-5/8	1/2	•	•	•
3/4	SIMF240	SIMDF240	1-1/16	1-1/16	1-1/2	2-5/8	9/16	•	•	•
13/16	SIMF260	—	1-1/8	1-1/8	2-1/16	2-3/4	9/16	•	•	
7/8	SIMF280	—	1-3/16	1-3/16	2-1/16	2-3/4	9/16	•	•	
15/16	SIMF300	—	1-9/32	1-9/32	2-1/32	2-3/4	9/16	•	•	
1	SIMF320	—	1-11/32	1-11/32	2-3/16	2-3/4	5/8	•	•	

Sets shown include magnetic storage tray

FLANK DRIVE® IMPACT SWIVEL SOCKETS

3/8" DRIVE TOOLS



IPDFM12A



207IPDFM

Shallow, mm

mm	Set Contains:		A	B	C	D	E	207IPDFM		
	6	12						6	6	12
8	IPFM8C	-	12.8	26.0	10.4	51.6	6.4		•	
9	IPFM9C	-	14.1	26.0	10.9	52.6	6.4			
10	IPFM10C	IPDFM10A	15.5	26.0	11.4	53.6	7.1	•	•	•
11	IPFM11C	-	16.6	26.0	11.9	54.9	7.1		•	
12	IPFM12C	IPDFM12A	17.1	26.0	12.5	55.9	7.1	•	•	•
13	IPFM13C	IPDFM13A	19.7	26.0	12.5	56.9	7.9	•	•	•
14	IPFM14C	IPDFM14A	20.5	26.0	13.0	58.2	7.9	•	•	•
15	IPFM15C	IPDFM15A	21.3	26.0	13.5	59.2	7.9	•	•	•
16	IPFM16C	IPDFM16A	23.0	26.0	14.2	60.2	8.6		•	
17	IPFM17C	-	24.4	26.0	16.8	62.3	8.6	•	•	•
17	-	IPDFM17A	24.4	26.0	17.8	62.3	8.6			
18	IPFM18C	-	25.3	26.0	16.5	62.3	9.7	•	•	
18	-	IPDFM18A	25.3	26.0	18.5	62.3	9.7			•
19	IPFM19C	-	26.5	26.0	19.1	64.3	10.4		•	
21	IPFM21C	-	29.2	26.0	19.6	66.0	12.4		•	
22	IPFM22C	-	30.0	26.0	21.6	67.9	13.0			

Sets shown include storage tray

Shallow, inches

Inches	Set Contains:		A	B	C	D	E	205IPF	
	6	12						6	6
3/8	IPF12C	IPDF12A	9/16	1-1/32	13/32	2-3/32	1/4		
7/16	IPF14C	IPDF14	21/32	1-1/32	15/32	2-5/32	1/4	•	
1/2	IPF16C	IPDF16	3/4	1-1/32	1/2	2-1/4	9/32	•	
9/16	IPF18C	IPDF18	13/16	1-1/32	1/2	2-9/32	9/32	•	
5/8	IPF20C		29/32	1-1/32	5/8	2-3/8	5/16	•	
5/8		IPDF20	29/32	1-1/32	17/32	2-3/8	5/16		
11/16	IPF22C		31/32	1-1/32	11/16	2-15/32	13/32		
11/16		IPDF22	1	1-1/32	19/32	2-7/16	3/8		
3/4	IPF24C		1-1/16	1-1/32	23/32	2-17/32	7/16	•	
3/4		IPDF24	1-1/16	1-1/32	11/16	2-17/32	7/16		
15/16	IPDF30		1-11/32	1-1/32	29/32	2-3/4	19/32		

Set includes storage tray

Semi Deep, mm

mm	Set Contains:		A	B	C	D	E	207IPDFM	
	6	12						6	6
8	IPFSM8A		17.1	26.0	20.8	65.3	6.4		
9	IPFSM9A		17.1	26.0	21.3	65.8	7.1		
10	IPFSM10A		17.1	26.0	22.4	66.8	9.7	•	
11	IPFSM11A		16.6	26.0	25.9	68.3	9.7		
12	IPFSM12A		17.1	26.0	26.2	69.8	9.7	•	
13	IPFSM13A		19.7	26.0	26.4	70.9	10.4	•	
14	IPFSM14A		20.5	26.0	27.4	71.9	10.4	•	
15	IPFSM15A		21.3	26.0	30.0	73.4	10.4	•	
16	IPFSM16A		23.0	26.0	29.0	73.4	10.4		
17	IPFSM17A		24.4	26.0	30.0	74.9	11.2	•	
18	IPFSM18A		25.3	26.0	30.0	76.5	11.2	•	
19	IPFSM19A		26.5	26.0	31.8	78.0	14.2		
21	IPFSM21A		29.2	26.0	31.8	78.0	12.4		
22	IPFSM22A		30.0	26.0	34.5	81.0	14.2		
24	IPFSM24A		32.4	26.0	34.5	82.3	14.7		

Set includes magnetic tray

Low Profile, mm

Size, mm	Stock No.	A	B	C	D	E	207RIPFM	
8	RIPFM8C	12.8	25.9	4.7	43.6	3.7		
10	RIPFM10C	15.5	25.9	5.2	47.4	4.4	•	
11	RIPFM11C	16.6	25.9	6.0	45.8	5.0		
12	RIPFM12C	17.1	25.9	6.1	48.9	5.3	•	
13	RIPFM13C	19.7	25.9	6.6	50.1	5.8	•	
14	RIPFM14C	20.5	25.9	7.0	50.8	6.2	•	
15	RIPFM15C	21.3	26.8	7.5	52.4	6.7	•	
16	RIPFM16C	23	26.8	8.1	50.5	7.1		
17	RIPFM17C	24.4	26.8	8.6	53.9	7.6	•	
18	RIPFM18C	25.3	26.8	9	54.5	8.0	•	
19	RIPFM19C	26.5	26.8	9.5	52.7	8.5		
21	RIPFM21C	29.2	26.8	9.0	52.7	8.0		

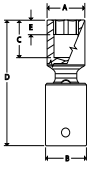
Low Profile, inches

Size, inches	Stock No.	A	B	C	D	E	205RIPF	
3/8	RIPF12C	9/16	1-1/32	7/32	1-25/32	3/16		
7/16	RIPF14C	21/32	1-1/32	3/16	1-7/8	5/32	•	
1/2	RIPF16C	3/4	1-1/32	1/4	1-31/32	3/16	•	
9/16	RIPF18C	13/16	1-1/32	9/32	2-1/32	1/4	•	
5/8	RIPF20C	29/32	1-1/16	5/16	2-1/16	9/32	•	
11/16	RIPF22C	31/32	1-1/16	3/8	2-1/16	5/16		
3/4	RIPF24C	1 1/16	1-1/16	3/8	2-3/16	5/16	•	



• Read safety precautions on pages W1 to W4

FLANK DRIVE® Impact Swivel Sockets



IPLFM12B



207IPLFM

Deep, mm

Set Contains:

207IPLFM

mm	6	A	B	C	D	E	6
8	IPLFM8B	17.1	26.0	30.5	73.4	9.1	
10	IPLFM10B	17.1	26.0	30.5	73.4	9.1	•
12	IPLFM12B	17.1	26.0	30.7	73.7	9.7	•
13	IPLFM13A	19.7	26.0	38.4	82.8	10.4	•
14	IPLFM14A	20.5	26.0	40.4	84.3	10.4	•
15	IPLFM15A	21.3	26.0	41.2	85.8	10.4	•
16	IPLFM16A	23.0	26.0	40.6	86.1	10.4	
17	IPLFM17A	24.4	26.0	40.9	86.9	10.2	•
18	IPLFM18A	25.3	26.0	42.2	88.6	10.7	•
19	IPLFM19A	26.5	26.0	43.7	90.2	14.2	
21	IPLFM21A	29.2	26.0	45.2	92.2	12.4	

Set includes magnetic tray

Deep, inches

#	6	A	B	C	D	E
3/8	IPLF12B	21/32	1-1/32	1-3/16	2-29/32	1/4
7/16	IPLF14B	21/32	1-1/32	1-7/32	2-29/32	1/4
1/2	IPLF16B	3/4	1-1/32	1-5/32	2-29/32	9/32
9/16	IPLF18B	13/16	1-1/32	1-17/32	3-9/32	9/32
5/8	IPLF20B	29/32	1-1/32	1-9/16	3-3/8	5/16



IPLF12B

SPECIAL APPLICATION SOCKETS

Wing Nut Sockets



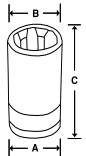
WNS1

WNS1 3/8" Drive Wing Nut Socket

- Works on any wing nut up to 3/8"
- Two different sized slots fit multiple wing nut sizes
- 7/8" external hex allows access to wing nuts on a long stud
- Counter bore in the bottom is sized so that when engaging the fastener, the socket does not touch the material the wingnut is holding down, thus preventing scratching and damage when the wingnut is spun off



207IMFLE



Shallow TORX® Impact

- Various applications on heavy duty trucks with Mercedes-Benz® engines
- Use E18 size for F550 brake rotor.
- Use E20 size for rear brake caliper bolts on BMW® X5.

Set Contains:

207IMFLE

#	Stock No.	A	B	C	
E8	IMFLE80A	15/32	11/16	1-5/32	•
E10	IMFLE100A	1/2	11/16	1-5/32	•
E12	IMFLE120A	19/32	11/16	1-5/32	•
E14	IMFLE140A	5/8	11/16	1-5/32	•
E16	IMFLE160A	3/4	3/4	1-1/4	•
E18	IMFLE180A	25/32	25/32	1-5/16	•
E20	IMSLE200	15/16	15/16	1-1/2	•

Set shown includes magnetic storage tray

Mortorq® Super Socket

MTS-X10 3/8" Drive

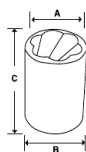
Mortorq® Super Socket

- Manufactured from special alloy steel and heat treated for optimum strength and durability
- Industrial finish helps protect against corrosion



IMTSX100

Size	Stock No.	A	B	C	D	E
MTS-X8	IMTSX80	25/64	11/16	1-1/8	1-5/8	11/64
MTS-X10	IMTSX100	29/64	11/16	1-1/8	1-5/8	15/64
MTS-X12	IMTSX120	9/16	11/16	1-1/8	1-5/8	17/64








209TFSMYA

Twist, Shallow, inches/mm

Twist sockets remove rounded/damaged fasteners

Set Contains:
209TFSMYA
213TFSYA

 		A	B	C		
3/8"	TFSY121A	11/16 (17.5)	9/16 (14.3)	1-1/4 (31.8)		•
7/16" (11)	TFSY141A	11/16 (17.5)	21/32 (16.7)	1-1/4 (31.8)	•	•
1/2"	TFSY161A	3/4 (19.1)	3/4 (19.1)	1-1/4 (31.8)		•
9/16"	TFSY181A	13/16 (20.6)	13/16 (20.6)	1-1/4 (31.8)		•
5/8" (16)	TFSY201A	29/32 (23.0)	29/32 (23.0)	1-1/4 (31.8)	•	•
11/16"	TFSY221A	31/32 (24.6)	31/32 (24.6)	1-3/8 (35.0)		•
3/4" (19)	TFSY241A	1-1/16 (27.0)	1-1/16 (27.0)	1-3/8 (35.0)	•	•
10	TFSY10A	11/16 (17.5)	19/32 (15.1)	1-1/4 (31.8)	•	•
13	TFSY13A	3/4 (19.1)	3/4 (19.1)	1-1/4 (31.8)	•	•
14	TFSY14A	13/16 (20.6)	13/16 (20.6)	1-1/4 (31.8)	•	•
15	TFSY15A	13/16 (20.6)	27/32 (21.4)	1-1/4 (31.8)	•	•
17	TFSY17A	31/32 (24.6)	31/32 (24.6)	1-3/8 (35.0)	•	•





Sets shown include storage tray



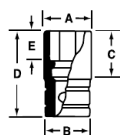
213TFSYA

Twist, Deep, inches/mm

Set Contains:
213TFSYA



 		A	B	C	
3/8"	TSFSY121A	11/16 (17.5)	9/16 (14.3)	2-1/8 (54.0)	•
7/16" (11)	TSFSY141A	11/16 (17.5)	21/32 (16.7)	2-1/8 (54.0)	•
1/2"	TSFSY161A	3/4 (19.1)	3/4 (19.1)	2-1/8 (54.0)	•
9/16"	TSFSY181A	13/16 (20.6)	13/16 (20.6)	2-3/8 (60.3)	•
5/8" (16)	TSFSY201A	29/32 (23.0)	29/32 (23.0)	2-3/8 (60.3)	•
11/16"	TSFSY221A	31/32 (24.6)	31/32 (24.6)	2-5/8 (66.7)	•
3/4" (19)	TSFSY241A	1-1/16 (27.0)	1-1/16 (27.0)	2-5/8 (66.7)	•
10	TSFSY10A	11/16 (17.5)	19/32 (15.1)	2-1/8 (54.0)	•
12	TSFSY12A	11/16 (17.5)	11/16 (17.5)	2-1/8 (54.0)	•
13	TSFSY13A	3/4 (19.1)	3/4 (19.1)	2-1/8 (54.0)	•
14	TSFSY14A	13/16 (20.6)	13/16 (20.6)	2-3/8 (60.3)	•
15	TSFSY15A	13/16 (20.6)	27/32 (21.4)	2-3/8 (60.3)	•
17	TSFSY17A	31/32 (24.6)	31/32 (24.6)	2-5/8 (66.7)	•

Set shown includes storage tray



DPFM12

Shallow, 10 pt.

		A	B	D	E
12	DPFM12	18.3	18.3	26.9	7.1

DPFM12 3/8" Drive 10-Point Metric 12 mm Shallow Impact Socket

- The DPFM12 is for clutch pressure plate bolts found on the flywheel assembly on Mitsubishi®, Eclipse® and Dodge® Stratus® vehicles
- Formed from tough alloy steel
- Heat-treated to a lower hardness to add impact resistance and ductility



• Read safety precautions on pages W1 to W4

POWER ACCESSORIES



PF11A

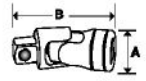
Locking Button Extensions (Power)

Use with power or impact sockets with retention holes.

Stock No.	A	B
PF3	1/2	3
PF6	1/2	6
PF11A	1/2	11



PFU8A



Universal Joints (Power)

Stock No.	Socket Attachment	A	B
PFU8A	Pin Type	3/4	1-31/32



PA4F

Adaptors (Power)

Stock No.	Socket Attachment	A	B	C	D
PA4F	Pin Type	1/2	3/8	15/16	1-13/16
PA2A	Pin Type	3/8	1/2	3/4	1-5/16



A3042

Hex To Square Adaptors (Power)

Stock No.	Socket Attachment	A	B	C
A3042	Pin Type	1/4	1	2
A3044	Pin Type	1/4	1	4
A3046	Pin Type	1/4	1-1/4	6
A3017A	Pin Type	7/16	1-1/4	1-3/4

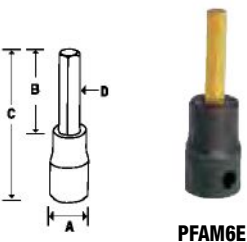
POWER BIT SOCKETS



PFTX30E

TORX®/Standard (Power), industrial (3/8")

#	Stock No.	A	B
T27	PFTX27E	1-3/4	FTX27E2
T30	PFTX30E	1-3/4	FTX30E2
T40	PFTX40E	1-3/4	FTX40E2



PFAM6E

Hex/Standard (Power), mm, industrial (3/8")

mm		A	B
4	PFAM4E	52.3	FAM4E2
5	PFAM5E	52.6	FAM5E2
6	PFAM6E	52.6	FAM6E2
7	PFAM7E	52.5	FAM7E2
8	PFAM8E	52.1	FAM8E2
9	PFAM9E	52.5	FAM9E2
10	PFAM10E	52.5	SAM10E2



PFA8E

Hex/Standard (Power), inches, industrial (3/8")

		A	Fits These Cap Screws	Fits These Set Screws	B
1/8	PFA4E	2-1/16	—	1/4"	TMA4E2
9/64	PFA4.5E	2-1/16	#8	—	TMA4.5E2
5/32	PFA5E	2-1/16	#10	5/16"	FA5E2
3/16	PFA6E	2-1/16	1/4"	3/8"	FA6E2
7/32	PFA7E	2-1/16	—	5/16"	FA7E2
1/4	PFA8E	2-1/16	7/16"	1/2"	FA8E2
5/16	PFA10E	2-1/16	3/8"	5/8"	FA10E2
3/8	PFA12E	2-1/16	1/4" and 1/2"	3/4"	FA12E2

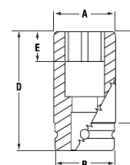
Shallow Magnetic, mm, industrial

mm	6	12	A	B	D	E
10	MFIMM10A	MFIMMD10	15.1	17.2	29.1 (28.6)	4.7 (7.1)
12	MFIMM12	—	18.1	19.1	28.6	3.7
13	MFIMM13	—	19.4	19.4	28.6	3.9
15	MFIMM15	—	21.6	21.8	28.6	3.9

Dimensions in () apply to 12 point sockets only.



MFIMM15



MFIMMD10 12-Point Metric Shallow Magnetic Socket

- For use on Detroit Diesel® 60 series, the MFIMMD10 is used on the three camshaft gear thrust plate bolts located inside the camshaft gear cover within the front gear case on the engine
- The mechanic has to go through the cover to start the bolts

- If one is dropped, it is very labor intensive and time consuming to retrieve
- Applies to 2002 and later 60 series Detroit Diesel® engines with the compact gear case
- Please note: Earlier engines with the tall gear case have 13 mm six-point bolts
- Please use MFIMM13 for this application

Shallow Magnetic, inches, industrial

11	6	A	B	D	E
5/16	MFIM101	15/32	11/16	1-1/16	3/32
3/8	MFIM121	17/32	11/16	1-1/16	1/8
7/16	MFIM141	5/8	11/16	1-1/16	5/32
1/2	MFIM161	25/32	25/32	1-1/16	5/32
9/16	MFIM181	7/8	7/8	1-1/16	5/32



MFIM101

Deep Magnetic Spring Loaded, mm, industrial

mm	6	A	B	D	E
10	SMFIMM10B	15.1	17.2	50.8	7.1
12	SMFIMM12B	18.1	19.1	50.8	7.1
13	SMFIMM13B	19.4	19.4	50.8	7.6



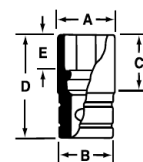
SMFIMM13B

Deep, mm, natural

mm	6	A	B	C	D	E
10	DFSM10	14.5	17.2	42.5	54.0	8.4



DFSM10



Surface Drive (M-Series)

Use in the industrial market for assembly line work. The lead in chamfer and special design of these sockets will engage with a fastener while rotating on a power nut runner.

mm	6	A	B	C	D	E
10	M2110	16.5	19.1	16.5	31.8	7.4
10	M2210	16.5	19.1	39.1	50.8	7.4



M2110



WARNING



- Do not use chrome or industrial finish power tools with impact drivers
- Read safety precautions on pages W1 to W4



GENERAL SERVICE SETS



206AFSP

Build Your Own Set

The 206AFSP handle set is the foundation for the ideal basic general service set. Add any of the suggested socket sets or choose from various special purpose sockets available in fractional and metric sizes.

 Stock No.	 Stock No.
11 pc 3/8" Drive 12-Point SAE Deep Flank Drive® Socket Set 211SFY	12 pc 3/8" Drive 6-Point Metric Flank Drive® Shallow Socket Set 212FSMY
11 pc 3/8" Drive 6-Point SAE Flank Drive® Deep Socket Set 211SFSY	12 pc 3/8" Drive 6-Point Metric Flank Drive® Deep Socket Set 212SFSMY
11 pc 3/8" Drive 6-Point SAE Flank Drive® Shallow Socket Set 211FSY	12 pc 3/8" Drive 12-Point Metric Flank Drive® Deep Socket Set 212SFMY
7 pc 3/8" Drive SAE 6-Point Flank Drive® Deep Universal Socket Set 207FSU	12 pc 3/8" Drive 6-Point Metric Flank Drive® Semi-Deep Socket Set 212FSMSY
	12 pc 3/8" Drive Metric 12-Point Flank Drive® Shallow Socket Set 212FMY

206AFSP Handle Set

- Start with the 206AFSP Handle Set and you will have the ideal base for creating exactly the basic general service set you need
- You can add any of the suggested socket sets or choose from the many special purpose sockets available in both SAE and metric sizes
- The 206AFSP set is packaged in the blow-molded PB16B plastic case, which has a large enough cavity to store as many as four rows of standard length sockets, two rows of deep or universal sockets, or combinations of any of these

- Suggested SAE Set Additions:
211FSY 6-Point Shallow Set
212FY 6-Point Shallow Set
211SFSY 6-Point Deep Set
211SFY 12-Point Shallow Set
207FSU 6-Point Deep Universal Set
211FDSY 12-Point Semi Deep Set
- Includes: F80 sealed ratchet, FU8A universal joint, FX1 extension (1-1/2"), FXK3 knurled extension (3"), FXK6 knurled extension (6") and FXK11 knurled extension (11")
- 6 pc in convenient PB16B storage case large enough to store four rows of standard length sockets, two rows of deep or universal sockets or a combination of the two





218AFSP


6-Point, inches, chrome

218AFSP 18 pc 3/8" Drive SAE 6-Point Shallow General Service Socket Set


- Includes (18 pc) (1/4–7/8")
- Includes Dual 80® Technology standard handle ratchet, speeder, breaker bar, universal joint, 3" knurled extension, 6" knurled extension and 11" knurled extension
- Includes storage tray

 6-Point Shallow Sockets	 6-Point Shallow Sockets	Also Includes:	Stock No.	Description
1/4 FS081	5/8 FS201		F4LB	3/8" Drive Speeder Drive Handle
5/16 FS101	11/16 FS221		FU8A	3/8" Drive Universal Joint
3/8 FS121	3/4 FS241		FXK3	3/8" Drive 3" Knurled Friction Ball Extension
7/16 FS141	13/16 FS261		FXK6	3/8" Drive 6" Knurled Friction Ball Extension
1/2 FS161	7/8 FS281		FXK11	3/8" Drive 11" Knurled Friction Ball Extension
9/16 FS181			F10LD	3/8" Drive 9-9/16" Breaker Bar

6-Point, inches, chrome

	6-Point Shallow Sockets	
3/8	FS121	
7/16	FS141	
1/2	FS161	
9/16	FS181	
5/8	FS201	
11/16	FS221	
3/4	FS241	

Also Includes:	F80	3/8" Drive Dual 80 [®] Technology Standard Handle Ratchet
	FXK3	3/8" Drive 3" Knurled Friction Ball Extension
	FXK6	3/8" Drive 6" Knurled Friction Ball Extension



210AFSP 10 pc 6 Point SAE General Service Set
 • Set includes (7) 6-Point Shallow Sockets (3/8, 7/16, 1/2, 9/16, 5/8, 11/16 and 3/4"), F80 Standard Handle Sealed Ratchet and (2) Knurled Extensions (FXK3 3" and FXK6 6")



6-Point, inches, chrome

222AFSP 22 pc 3/8" Drive 6-Point SAE Shallow/Deep Combination General Service Socket Set

- Includes (22 pc) shallow sockets (3/8–3/4") and deep sockets (3/8–3/4")
- Includes Dual 80[®] Technology standard handle ratchet, 13/16" spark plug socket, 5/8" spark plug socket, breaker bar, universal joint, 3" knurled extension, 4" knurled extension and 8" knurled extension
- Includes storage box




222AFSP

	6-Point Shallow Sockets		6-Point Deep Sockets	Also Includes:	F80	3/8" Drive Dual 80 [®] Technology Standard Handle Ratchet
3/8	FS121	3/8	SFS121		FU8A	3/8" Drive Universal Joint
7/16	FS141	7/16	SFS141		FXK3	3/8" Drive 3" Knurled Friction Ball Extension
1/2	FS161	1/2	SFS161		FXK4	3/8" Drive 4" Knurled Friction Ball Extension
9/16	FS181	9/16	SFS181		FXK8	3/8" Drive 8" Knurled Friction Ball Extension
5/8	FS201	5/8	SFS201			
11/16	FS221	11/16	SFS221			
3/4	FS241	3/4	SFS241			



12-Point, inches, chrome

218AFP 18 pc 3/8" Drive SAE 12-Point General Service Socket Set

- Includes (18 pc) (1/4–7/8")
- Includes Dual 80[®] Technology standard handle ratchet, speeder, breaker bar, universal joint, 3" knurled extension, 6" knurled extension and 11" knurled extension



218AFP

	12-Point Shallow Socket		12-Point Shallow Socket	Also Includes:	F4LB	3/8" Drive Speeder Drive Handle
1/4	F081	5/8	F201		F80	3/8" Drive Dual 80 [®] Technology Standard Handle Ratchet
5/16	F101	11/16	F221		FU8A	3/8" Drive Universal Joint
3/8	F121	3/4	F241		FXK11	3/8" Drive 11" Knurled Friction Ball Extension
7/16	F141	13/16	F261		FXK3	3/8" Drive 3" Knurled Friction Ball Extension
1/2	F161	7/8	F281		FXK6	3/8" Drive 6" Knurled Friction Ball Extension
9/16	F181	15/16	F301			




- Do not use chrome or industrial finish hand tools with impact drivers
- Do not use "cheater bars" on handles
- Read safety precautions on pages W1 to W4




GENERAL SERVICE SETS

12-Point, inches, chrome

248F 48 pc 3/8" Drive SAE 12-Point Shallow/Deep/Universal Combination General Service Socket Set


- Includes shallow sockets (1/4–15/16")
- Includes deep sockets (1/4–7/8")
- Includes universal sockets (5/16–1")
- Includes Dual 80® Technology standard handle ratchet, plastic handle driver, 4" knurled extension, ratchet spinner, 6" knurled extension, speeder, ratchet adaptor, 11" knurled extension, sliding T-handle, universal joint, breaker bar, 3" knurled extension and 8" flexible extension (48 pc)



	12-Point Shallow Socket		12-Point Deep Socket		12-Point Shallow Universal Socket
1/4	F081	1/4	SF081	5/16	FU10B
5/16	F101	5/16	SF101	3/8	FU12B
3/8	F121	3/8	SF121	7/16	FU14B
7/16	F141	7/16	SF141	1/2	FU16B
1/2	F161	1/2	SF161	9/16	FU18B
9/16	F181	9/16	SF181	5/8	FU20B
5/8	F201	5/8	SF201	11/16	FU22B
11/16	F221	11/16	SF221	3/4	FU24B
3/4	F241	3/4	SF241	13/16	FU26B
13/16	F261	13/16	SF261	7/8	FU28B
7/8	F281	7/8	SF281	15/16	FU30A
15/16	F301			1	FU32A

Also Includes:	Part Number	Description
	F40B	5-15/16" Plastic Stubby Shank Driver
	F4LB	3/8" Drive Speeder Drive Handle
	F5L	Sliding T-Handle
	F77A	3/8" Drive 20-Tooth Ratchet Adaptor
	F80	3/8" Drive Dual 80® Technology Standard Handle Ratchet
	FRS70A	3/8" Drive Spinner Ratchet
	FU8A	3/8" Drive Universal Joint
	FXK11	3/8" Drive 11" Knurled Friction Ball Extension
	FXK3	3/8" Drive 3" Knurled Friction Ball Extension
	FXK4	3/8" Drive 4" Knurled Friction Ball Extension
	FXK6	3/8" Drive 6" Knurled Friction Ball Extension

292F 92 pc 3/8" Drive SAE 6-/12-Point Shallow/Deep/Universal Combination General Service Socket Set



6-Point Shallow Set: 211FSY	Shallow, 6-Point (11pc) (1/4"-7/8")
6-Point Deep Set: 211SFSY	Deep, 6-Point (11pc) (1/4"-7/8")
12-Point Deep Set: 211SFY	Deep, 12-Point (11pc) (1/4"-7/8")
12-Point Shallow Set: 211FY	Shallow, 12-Point (11pc) (1/4"-7/8")
12-Point Shallow Universal Sockets:	Universal, Shallow, 12-Point (12pc) (5/16"-1")

Also Includes:	Part Number	Description	Part Number	Description
	F80	3/8" Drive Dual 80® Technology Standard Handle Ratchet	S9704KFUA	6-Point Universal Spark Plug Socket
	FLF80A	3/8" Drive Dual 80® Technology Long Handle Flex-Head Ratchet	GF22	Drag Link Socket
	F4LB	3/8" Drive Speeder Drive Handle	F23E	Flat Tip Driver
	F5L	Sliding T-Handle	F25E	Flat Tip Driver
	F10LD	3/8" Drive 9-9/16" Breaker Bar	F31E	Flat Tip Driver
	F40B	5-15/16" Plastic Stubby Shank Driver	F29E	Clutch Driver
	FRS70A	3/8" Drive Spinner Ratchet	F30E	Clutch Driver
	F77A	3/8" Drive 20-Tooth Ratchet Adaptor	FA5E	3/8" Drive SAE 5/32" Standard Hex Bit Socket
	FU8A	3/8" Drive Universal Joint	FA6E	3/8" Drive SAE 3/16" Standard Hex Bit Socket
	FX1	3/8" Drive 1-1/2" Friction Ball Extension	FA7E	3/8" Drive SAE 7/32" Standard Hex Bit Socket
	FXK3	3/8" Drive 3" Knurled Friction Ball Extension	FA8E	3/8" Drive SAE 1/4" Standard Hex Bit Socket
	FXK4	3/8" Drive 4" Knurled Friction Ball Extension	FA10E	3/8" Drive SAE 5/16" Standard Hex Bit Socket
	FXK6	3/8" Drive 6" Knurled Friction Ball Extension	FA12E	3/8" Drive SAE 3/8" Standard Hex Bit Socket
	FXK8	3/8" Drive 8" Knurled Friction Ball Extension	PP409A	Internal Pipe Plug Socket
	FXK11	3/8" Drive 11" Knurled Friction Ball Extension	PP410A	3/8" Drive SAE 5/16" Internal Pipe Plug Socket
	FP22E	#2 PHILLIPS® Bit Socket	PP412A	3/8" Drive SAE 3/8" Internal Pipe Plug Socket
	FP32E	PHILLIPS® Driver	BLPEXTF388	3/8" Drive 8" Flexible Extension (Blue-Point®)
	FP42E	3/8" Drive PHILLIPS® #4 Long Tip Bit Socket	F111	12-Point Shallow Socket

6-Point, mm, chrome

STARTERSET3 17 pc 3/8" Drive 6-Point Metric Starter Set

- High-strength sealed-head ratchet built for strength, precision and durability
- Sockets feature Flank Drive® wrenching system, which grips the fastener on the flanks/flats, increasing torque by 15–20%
- Nickel-chrome plating provides a mirror-like, wear-resistant finish
- Universal joint helps increase access to hard-to-reach fasteners
- Stronger alloy steel allows extensions to be turned to a smaller diameter for greater accessibility



STARTERSET3

mm	6-Point Deep Sockets	mm	6-Point Deep Sockets	Also Includes:	Part Number	Description
8	SFSM8	14	SFSM14		FL80	3/8" Drive Dual 80® Technology Long Handle Ratchet
9	SFSM9	15	SFSM15		FU8A	3/8" Drive Universal Joint
10	SFSM10	16	SFSM16		FXK3	3/8" Drive 3" Knurled Friction Ball Extension
11	SFSM11	17	SFSM17		FXK6	3/8" Drive 6" Knurled Friction Ball Extension
12	SFSM12	18	SFSM18		S9706KA	3/8" Drive 6-Point SAE 5/8" Standard Spark Plug Socket
13	SFSM13	19	SFSM19			

6-Point, mm, chrome

STARTERSET5 6-Point Metric Starter Set

- High strength sealed head ratchet built for strength, precision and durability
- Wobble engagement on extensions provides 16° of additional accessibility
- Sockets feature Flank Drive® wrenching system which grips the fastener on the flanks/flats increasing torque by up to 15%–20%
- Nickel chrome plating provides a wear-resistant finish along with a mirror-like finish
- Highest quality steel on breaker bar provides strength and durability



STARTERSET5

mm	6-Point Shallow Sockets	mm	6-Point Shallow Sockets	Also Includes:	Part Number	Description
8	FSM81	14	FSM141		F12LB	3/8" Drive Breaker Bar w/ Long Handle
9	FSM91	15	FSM151		F80	3/8" Drive Dual 80® Technology Standard Handle Ratchet
10	FSM101	16	FSM161		FXWP1	3/8" Drive 1-1/2" Friction Ball Wobble Plus Extension
11	FSM111	17	FSM171		FXWP3	3/8" Drive 3" Knurled Wobble Plus Extension
12	FSM121	18	FSM181		FXWP6	3/8" Drive 6" Knurled Wobble Plus Extension
13	FSM131	19	FSM191			



- Do not use chrome or industrial finish hand tools with impact drivers
- Do not use "cheater bars" on handles
- Read safety precautions on pages W1 to W4

GENERAL SERVICE SETS

6-Point, mm, chrome

222AFSMP 22 pc 3/8" Drive 6-Point Metric General Service Socket Set

- (7) Shallow sockets (10, 11, 13–15, 17 and 19 mm)
- (7) Deep sockets (10, 11, 13–15, 17 and 19 mm)
- Dual 80® Technology standard handle ratchet, universal joint, breaker bar, 3" knurled extension, 4" knurled extension, 8" knurled extension, 13/16" spark plug socket, 5/8" spark plug socket and storage case



222AFSMP

mm	6-Point Shallow Sockets	mm	6-Point Deep Sockets	Also Includes:		
10	FSM101	10	SFSM10	F80	3/8" Drive Dual 80® Technology Standard Handle Ratchet	
11	FSM111	11	SFSM11	FU8A	3/8" Drive Universal Joint	
13	FSM131	13	SFSM13	F10LD	3/8" Drive 9-9/16" Breaker Bar	
14	FSM141	14	SFSM14	FXK3	3/8" Drive 3" Knurled Friction Ball Extension	
15	FSM151	15	SFSM15	FXK4	3/8" Drive 4" Knurled Friction Ball Extension	
17	FSM171	17	SFSM17	FXK8	3/8" Drive 8" Knurled Friction Ball Extension	
19	FSM191	19	SFSM19	S9704KA	3/8" Drive 6-Point SAE 13/16" Standard Spark Plug Socket	
				S9706KA	3/8" Drive 6-Point SAE 5/8" Standard Spark Plug Socket	
				PB17B	Storage Case	

6/12-Point, mm, chrome

262MFB 61 pc 3/8" Drive Metric 6-/12-Point General Service Socket Set

- (12) 6-point shallow sockets (8–19 mm)
- (11) 12-point shallow sockets (9–19 mm)
- (12) 12-point deep sockets (8–19 mm)
- (22) 6-point shallow universal sockets (8, 10–19 and 22 mm)
- Dual 80® Technology standard handle ratchet, speeder, breaker bar, plastic handle driver, ratchet spinner, ratchet adaptor, universal joint, 3" knurled extension, 6" knurled extension, 11" knurled extension, 13/16" spark plug socket, 8" flexible extension, 5/8" spark plug socket, 9/16" spark plug socket and metal box (61 pc)



262MFB

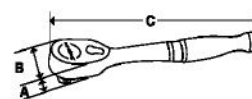
mm	6-Point Shallow Sockets	mm	12-Point Shallow Sockets	mm	12-Point Deep Sockets	mm	6-Point Shallow Universal Sockets	Also Includes:		
						8	FSUM8A	F80	3/8" Drive Dual 80® Technology Standard Handle Ratchet	
9	FSM91	10	FM10	9	SFM9	10	FSUM10A	F4LB	3/8" Drive Speeder Drive Handle	
10	FSM101	11	FM11	10	SFM10	11	FSUM11A	F10LD	3/8" Drive 9-9/16" Breaker Bar	
11	FSM111	12	FM12	11	SFM11	12	FSUM12A	F40B	5-15/16" Plastic Stubby Shank Driver	
12	FSM121	13	FM13	12	SFM12	13	FSUM13A	FRS70A	3/8" Drive Spinner Ratchet	
13	FSM131	14	FM14	13	SFM13	14	FSUM14A	F77A	3/8" Drive 20-Tooth Ratchet Adaptor	
14	FSM141	15	FM15	14	SFM14	15	FSUM15A	FU8A	3/8" Drive Universal Joint	
15	FSM151	16	FM16	15	SFM15	16	FSUM16A	FXK3	3/8" Drive 3" Knurled Friction Ball Extension	
16	FSM161	17	FM17	16	SFM16	17	FSUM17A	FXK6	3/8" Drive 6" Knurled Friction Ball Extension	
17	FSM171	18	FM18	17	SFM17	18	FSUM18A	FXK11	3/8" Drive 11" Knurled Friction Ball Extension	
18	FSM181	19	FM19	18	SFM18	19	FSUM19A	S9704KR	Standard Retention Spark Plug Socket	
19	FSM191					22	FSUM22A	BLPEXTF388	3/8" Drive 8" Flexible Extension (Blue-Point®)	
								S9706KA	3/8" Drive 6-Point SAE 5/8" Standard Spark Plug Socket	
								S9716KA	6-Point Spark Plug Socket	
								KRA21G	Metal Box	



BPRFR938



BPRFR938SG



Quick Release Ratchets (Blue-Point®) (3/8")

Stock No.	Description	Gear Teeth	Swing Arc	A	B	C	Repair Kit
BPRFR938	Standard	38	9.5°	9/16	1-9/32	7-3/4	RKRBPRFR938
BPRFR938SG	Bi-mold Soft Grip	38	9.5°	9/16	1-9/32	7-3/4	RKRBPRFR938

ASME®/ANSI® B107.10

BPRFR938 3/8" Drive Standard Handle Quick-Release Ratchet (Blue-Point®)

- Quick-release button for rapid socket/accessory changes, even with greasy or oily hands
- Contoured handle for comfort and control
- Chrome finish for easy clean up

BPRFR938SG 3/8" Drive Soft Grip Handle Quick-Release Ratchet (Blue-Point®)

- Quick-release button for rapid socket/accessory changes, even with greasy or oily hands
- Corrosive resistant bi-mold cushion grips for improved comfort and performance
- Chrome finish for easy clean up

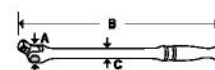
HANDLES AND ACCESSORIES Blue-Point®



FSD1



BLPBB3810



Ratchet Spinners (Blue-Point®) (3/8")

Stock No.	Square Drive, inches	Description
FSD1	3/8 Male to 3/8 Female	3/8" Drive Ratchet Spinner Adaptor (Blue-Point®)

ASME®/ANSI® B107.10

Breaker Bars (Blue-Point®) (3/8")


Stock No.	Description	A	B	C
BLPBB3810	3/8" Drive 10" Breaker Bar (Blue-Point®)	7/8	9-31/32	1/2



BLPCGHD388



BLPEXTK386



Handled Drivers (Blue-Point®)

Stock No.	Description	C
BLPCGHD388	3/8" Drive Spinner Handle (Blue-Point®)	8-5/8


Knurled Extensions, chrome (Blue-Point®)

Stock No.	B
BLPEXTK383	2-31/32
BLPEXTK386	5-29/32
BLPEXTK3810	9-29/32



- Do not use chrome or industrial finish hand tools with impact drivers
- Do not use "cheater bars" on handles
- Read safety precautions on pages W1 to W4

HANDLES AND ACCESSORIES Blue-Point®



Turbo T-Handles (Blue-Point®)

Stock No.	Description (Chart)	Handle Type
F11TURBO	3/8" Square Drive	Turbo T-Handle

F11TURBO 3/8" Drive Turbo T-Handle Speed Driver (Blue-Point®)

- Constant pressure can be applied to fastener while turning handle
- Faster than ordinary speed wrenches
- Safer on threads than power tools

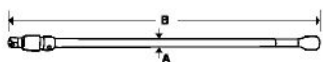
TURBOT103 Turbo T-handle Set (Blue-Point®)

- T9TURBO (1/4" drive), TH10TURBO (1/4" hex) and F11TURBO (3/8" drive)
- Three pieces in storage tray

EXTENSIONS AND ACCESSORIES Blue-Point®



203FXLBP



Locking Extensions, chrome (Blue-Point®)

Set Contains: 203FXLBP

Stock No.	A	B	
FXLBP3	1/2	3	•
FXLBP6	1/2	6	•
FXLBP10	1/2	10	•

Set shown includes storage tray.



BLPLEXT203

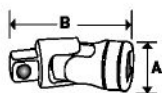
Extra Long Locking Extensions (Blue-Point®)

- Smooth, durable chrome finish
- Made from tough 6130 steel
- Secure socket retention
- Lifetime warranty on individual extensions
- Do not use with power or impact tools

Set Contains: BLPLEXT203

Stock No.	A	B	
BLPEXTL3812	1/2	12	•
BLPEXTL3818	1/2	18	•
BLPEXTL3824	1/2	24	•

Set shown includes storage tray.



YA525A

Extensions/Locking (Set Screw), chrome (Blue-Point®)

- Allows easy and secure tool stacking
- Securely connects breaker bar, extensions and ratchets to socket and socket driver for overhead work
- Sliding sleeve for easy removal
- Not for use with power or impact tools

Stock No.	A	B
YA525A	3/4	2-1/8



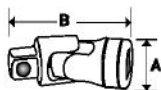
BLPEXTF388

Flexible Extensions (Blue-Point®)

Stock No.	Finish	Length, inches
BLPEXTF388	Chrome	8



BLPUJ38

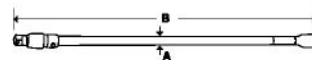


Universal Joints, chrome (Blue-Point®)

Stock No.	B
BLPUJ38	2-1/32



BLPEXTH203



3/8" Drive Hex Extension Set (Blue-Point®)

Stock No.	Description
BLPEXTH203	3 pc 3/8" Drive Hex Extension Set (Blue-Point®)

SOCKETS Blue-Point®



BLPLM3810



BLPLM3816



BLPLM3822



BLPSM389



BLPSM3815



BLPSM3822

Deep, mm, chrome (Blue-Point®)

mm	12	Length, mm
6	BLPLM386	64
7	BLPLM387	64
8	BLPLM388	64
9	BLPLM389	64
10	BLPLM3810	64
11	BLPLM3811	64
12	BLPLM3812	64
13	BLPLM3813	64
14	BLPLM3814	64
15	BLPLM3815	64
16	BLPLM3816	64
17	BLPLM3817	64
18	BLPLM3818	64
19	BLPLM3819	64
20	BLPLM3820	64
21	BLPLM3821	64
22	BLPLM3822	64
23	BLPLM3823	64
24	BLPLM3824	64

Shallow, mm, chrome (Blue-Point®)

mm	6	Length, mm
6	BLPSM386	25.5
7	BLPSM387	25.5
8	BLPSM388	25.5
9	BLPSM389	25.5
10	BLPSM3810	25.5
11	BLPSM3811	25.5
12	BLPSM3812	25.5
13	BLPSM3813	25.5
14	BLPSM3814	27
15	BLPSM3815	27
16	BLPSM3816	27
17	BLPSM3817	27
18	BLPSM3818	27
19	BLPSM3819	29
20	BLPSM3820	29
21	BLPSM3821	29
22	BLPSM3822	31
23	BLPSM3823	31
24	BLPSM3824	31



- Do not use "cheater bars" on handles
- Do not use chrome or industrial finish hand tools with impact drivers
- Read safety precautions on pages W1 to W4

SOCKETS Blue-Point®



BLPL3838



BLPL3834




BLPS3838




BLPS3878

Deep, inches, chrome (Blue-Point®)

	12	Length, inches
1/4	BLPL3814	2-17/32
5/16	BLPL38516	2-17/32
3/8	BLPL3838	2-17/32
7/16	BLPL38716	2-17/32
1/2	BLPL3812	2-17/32
9/16	BLPL38916	2-17/32
5/8	BLPL3858	2-17/32
11/16	BLPL381116	2-17/32
3/4	BLPL3834	2-17/32
13/16	BLPL381316	2-17/32
7/8	BLPL3878	2-17/32
15/16	BLPL381516	2-17/32
1	BLPL381	2-17/32

Shallow, inches, chrome (Blue-Point®)

	6	Length, inches
1	BLPS381	1-7/32
11/16	BLPS381116	1-1/16
1/2	BLPS3812	1
13/16	BLPS381316	1-5/32
1/4	BLPS3814	1
15/16	BLPS381516	1-7/32
3/4	BLPS3834	1-5/32
3/8	BLPS3838	1
5/16	BLPS38516	1
5/8	BLPS3858	1-1/16
7/16	BLPS38716	1
7/8	BLPS3878	1-7/32
9/16	BLPS38916	1-1/16




BLPTE3810

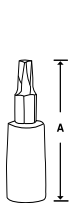


BLPTE3818

TORX®/Shallow, chrome (Blue-Point®)

	Stock No.	Length, inches
E4	BLPTE384	1-7/32
E5	BLPTE385	1-7/32
E6	BLPTE386	1-7/32
E7	BLPTE387	1-7/32
E8	BLPTE388	1-7/32
E10	BLPTE3810	1-7/32
E12	BLPTE3812	1-7/32
E14	BLPTE3814	1-7/32
E16	BLPTE3816	1-7/32
E18	BLPTE3818	1-7/32
E20	BLPTE3820	1-7/32

TORX® BIT SOCKETS Blue-Point®




BLPT3845




BLPTL3845

★ TORX®/Standard (Blue-Point®)

	Stock No.	Length, inches
T40	BLPT3840	2
T45	BLPT3845	2
T50	BLPT3850	2

★ Torx/Long (Blue-Point®)

	Stock No.	Length, inches
T40	BLPTL3840	3-5/32
T45	BLPTL3845	3-5/32
T50	BLPTL3850	3-5/32

TORX® BIT SOCKETS Blue-Point®



BLPT3845TP

★ TORX®/Tamper Resistant, chrome (Blue-Point®) (3/8")

#	Stock No.	Length, inches
T10	BLPT3810TP	1-27/32
T15	BLPT3815TP	1-27/32
T20	BLPT3820TP	1-27/32
T25	BLPT3825TP	1-27/32
T27	BLPT3827TP	1-27/32
T30	BLPT3830TP	1-27/32
T40	BLPT3840TP	2
T45	BLPT3845TP	2
T50	BLPT3850TP	2
T55	BLPT3855TP	2



BLPTL3845TP

★ TORX®/Tamper Resistant, Long, chrome (Blue-Point®) (3/8")

#	Stock No.	Length, inches
T40	BLPTL3840TP	4-3/8
T45	BLPTL3845TP	4-3/8
T50	BLPTL3850TP	4-3/8

METRIC HEX BIT SOCKETS Blue-Point®



BLPH3810

Hex/Standard, mm, chrome (Blue-Point®) (3/8")

mm		Length, mm
6	BLPH386	47
7	BLPH387	47
8	BLPH388	50.5
9	BLPH389	50.5
10	BLPH3810	50.5



BLPHL389

Hex/Long, mm (Blue-Point®)

mm		Length, mm
7	BLPHL387	80.5
8	BLPHL388	80.5
9	BLPHL389	80.5
10	BLPHL3810	80.5



BLPH3814

Hex/Standard, inches, chrome (Blue-Point®) (3/8")

		Length, inches
7/32	BLPH38732	1-15/16
1/4	BLPH3814	1-15/16
5/16	BLPH38516	1-15/16
3/8	BLPH3838	1-15/16



BLPHL38516

Hex/Long, inches (Blue-Point®)

		Length, inches
7/32"	BLPHL38732	3-5/32
1/4"	BLPHL3814	3-5/32
5/16"	BLPHL38516	3-5/32
3/8"	BLPHL3838	3-5/32



• Do not use chrome or industrial finish hand tools with impact drivers
• Read safety precautions on pages W1 to W4

TRIPLE SQUARE SOCKET BIT SOCKETS Blue-Point®



BLPXZNM389

Triple Square/Stubby, XZN, chrome (Blue-Point®) (3/8")

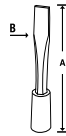
Set Contains:
BLPXZNM389

mm	Stock No.	
4	BLPXZNM384	•
5	BLPXZNM385	•
6	BLPXZNM386	•
8	BLPXZNM388	•
10	BLPXZNM3810	•
12	BLPXZNM3812	•
14	BLPXZNM3814	•
16	BLPXZNM3816	•
18	BLPXZNM3818	•

PHILLIPS® AND POZIDRIV® BIT SOCKETS Blue-Point®



BLPP383

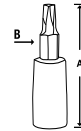


PHILLIPS®/Standard, chrome (Blue-Point®) (3/8")

	Stock No.	A
#3	BLPP383	1-27/32
#4	BLPP384	1-27/32



BLPPD383



POZIDRIV®/Standard, chrome (Blue-Point®) (3/8")

Size	Stock No.	A
#3	BLPPD383	1-27/32
#4	BLPPD384	1-27/32

COMBINATION BIT SOCKETS Blue-Point®

BLPTSSC43



BLPTSSC43 Set (43pc)

BLPTSSC43 43 pc 1/4, 3/8 and 1/2" Drive TORX® Socket and TORX® Bit Socket Set (Blue-Point®)

	Stock No.	Size	Square Drive, inches
TORX® Tamper-Resistant Long Bit Sockets	BLPT146TP	T6	1/4
	BLPT147TP	T7	1/4
	BLPT148TP	T8	1/4
	BLPT149TP	T9	1/4
	BLPTL1410TP	T10	1/4
	BLPTL1415TP	T15	1/4
	BLPTL1420TP	T20	1/4
	BLPTL1425TP	T25	1/4
	BLPTL1427TP	T27	1/4
	BLPTL1430TP	T30	1/4
	BLPTL3840TP	T40	3/8
	BLPTL3845TP	T45	3/8
	BLPTL3850TP	T50	3/8
	BLPTL1255TP	T55	1/2
	BLPTL1260TP	T60	1/2
		BLPTSSC43PB	Storage Case

	Stock No.	Size	Square Drive, inches
External TORX® Sockets	BLPTE144	E4	1/4
	BLPTE145	E5	1/4
	BLPTE146	E6	1/4
	BLPTE147	E7	1/4
	BLPTE148	E8	1/4
	BLPTE3810	E10	3/8
	BLPTE3812	E12	3/8
	BLPTE3814	E14	3/8
	BLPTE3816	E16	3/8
	BLPTE1218	E18	1/2
	BLPTE1220	E20	1/2
	BLPTE1222	E22	1/2
	BLPTE1224	E24	1/2
	TORX® Tamper-Resistant Bit Sockets	BLPT146TP	T6
BLPT147TP		T7	1/4
BLPT148TP		T8	1/4
BLPT149TP		T9	1/4
BLPT1410TP		T10	1/4
BLPT1415TP		T15	1/4
BLPT1420TP		T20	1/4
BLPT1425TP		T25	1/4
BLPT1427TP		T27	1/4
BLPT1430TP		T30	1/4
BLPT3840TP		T40	3/8
BLPT3845TP		T45	3/8
BLPT3850TP	T50	3/8	
BLPT1255TP	T55	1/2	
BLPT1260TP	T60	1/2	

COMBINATION BIT SOCKETS Blue-Point®

3/8" DRIVE TOOLS

BLPHSSC30 Set (30pc)

	Stock No.	Size	Square Drive, inches		Stock No.	Size	Square Drive, inches
Hex, inches	BLPH1418	1/8"	1/4	Hex, mm	BLPH1425	2.5 mm	1/4
	BLPH14964	9/64"	1/4		BLPH386	6 mm	3/8
	BLPH14532	5/32"	1/4		BLPH387	7 mm	3/8
	BLPH14316	3/16"	1/4		BLPH388	8 mm	3/8
	BLPH14732	7/32"	1/4		BLPH389	9 mm	3/8
	BLPH1414	1/4"	1/4		BLPH3810	10 mm	3/8
	BLPH38732	7/32"	3/8		BLPH123	3 mm	1/4
	BLPH3814	1/4"	3/8		BLPH124	4 mm	1/4
	BLPH38516	5/16"	3/8		BLPH125	5 mm	1/4
	BLPH3838	3/8"	3/8		BLPH126	6 mm	1/4
	BLPH12716	7/16"	1/2		BLPH1210	10 mm	1/2
	BLPH1212	1/2"	1/2		BLPHM1212	12 mm	1/2
	BLPH12916	9/16"	1/2		BLPH1214	14 mm	1/2
	BLPH1258	5/8"	1/2		BLPH1217	17 mm	1/2
	BLPH1234	3/4"	1/2		BLPH1219	19 mm	1/2



BLPHSSC30

BLPHSSC30 Hex Bit Socket Set

BLPTH87 Set (87pc)

	Stock No.	Size	Square Drive, inches		Stock No.	Size	Square Drive, inches		
External TORX® Sockets	BLPTE144	E4	1/4	Metric Hex Bit Sockets	BLPH1425	2.5 mm	1/4		
	BLPTE145	E5	1/4		BLPH123	3 mm	1/4		
	BLPTE146	E6	1/4		BLPH124	4 mm	1/4		
	BLPTE147	E7	1/4		BLPH125	5 mm	1/4		
	BLPTE148	E8	1/4		BLPH126	6 mm	1/4		
	BLPTE3810	E10	3/8		BLPH386	6 mm	3/8		
	BLPTE3812	E12	3/8		BLPH387	7 mm	3/8		
	BLPTE3814	E14	3/8		BLPH388	8 mm	3/8		
	BLPTE3816	E16	3/8		BLPH389	9 mm	3/8		
	BLPTE1218	E18	1/2		BLPH3810	10 mm	3/8		
	BLPTE1220	E20	1/2		BLPH1210	10 mm	1/2		
	BLPTE1222	E22	1/2		BLPHM1212	12 mm	1/2		
	BLPTE1224	E24	1/2		BLPH1214	14 mm	1/2		
	TORX® Bit Sockets	BLPT146	T6		1/4	Long Metric Hex Bit Sockets	BLPH1217	17 mm	1/2
		BLPT147	T7		1/4		BLPH1219	19 mm	1/2
BLPT148		T8	1/4	BLPHL144	4 mm		1/4		
BLPT149		T9	1/4	BLPHL145	5 mm		1/4		
BLPT1410		T10	1/4	BLPHL146	6 mm		1/4		
BLPT1415		T15	1/4	BLPHL387	7 mm		3/8		
BLPT1420		T20	1/4	BLPHL388	8 mm		3/8		
BLPT1425		T25	1/4	BLPHL389	9 mm		3/8		
BLPT1427		T27	1/4	BLPHL3810	10 mm		3/8		
BLPT1430		T30	1/4	Fractional Hex Bit Sockets	BLPH1418		1/8"	1/4	
BLPT3840		T40	3/8		BLPH14964		9/64"	1/4	
BLPT3845		T45	3/8		BLPH14532		5/32"	1/4	
BLPT3850		T50	3/8		BLPH14316		3/16"	1/4	
BLPT1255		T55	1/2		BLPH14732		7/32"	1/4	
BLPT1260		T60	1/2		BLPH1414		1/4"	1/4	
Long TORX® Bit Sockets	BLPTL146	T6	1/4		BLPH38732	7/32"	3/8		
	BLPTL147	T7	1/4		BLPH3814	1/4"	3/8		
	BLPTL148	T8	1/4		BLPH38516	5/16"	3/8		
	BLPTL149	T9	1/4		BLPH3838	3/8"	3/8		
	BLPTL1410	T10	1/4		BLPH12716	7/16"	1/2		
	BLPTL1415	T15	1/4		BLPH1212	1/2"	1/2		
	BLPTL1420	T20	1/4		BLPH12916	9/16"	1/2		
	BLPTL1425	T25	1/4		BLPH1258	5/8"	1/2		
	BLPTL1427	T27	1/4		BLPH1234	3/4"	1/2		
	BLPTL1430	T30	1/4	Long Fractional Hex Bit Sockets	BLPHL1418	1/8"	1/4		
	BLPTL3840	T40	3/8		BLPHL14532	5/32"	1/4		
	BLPTL3845	T45	3/8		BLPHL14316	3/16"	1/4		
	BLPTL3850	T50	3/8		BLPHL38732	7/32"	3/8		
	BLPTL1255	T55	1/2		BLPHL3814	1/4"	3/8		
	BLPTL1260	T60	1/2		BLPHL38516	5/16"	3/8		
			BLPHL3838		3/8"	3/8			



BLPTH87

BLPTH87 TORX® Sockets/TORX® and Hex Bit Socket Set



• Do not use chrome or industrial finish hand tools with impact drivers
• Read safety precautions on pages W1 to W4

GENERAL SERVICE SETS Blue-Point®



BLPPTXT3



BLPPTA3438



BLPPTSM10



BPRFPT10



BLPPTSS3822

Pass Thru Socket Set (Blue-Point®)

Stock No.	External Hex, inches	Length, inches	Size
BLPPTSM8	3/4	1-7/16	8 mm
BLPPTSM9	3/4	1-7/16	9 mm
BLPPTSM10	3/4	1-7/16	10 mm
BLPPTSM11	3/4	1-7/16	11 mm
BLPPTSM12	3/4	1-7/16	12 mm
BLPPTSM13	3/4	1-7/16	13 mm
BLPPTSM14	3/4	1-7/16	14 mm
BLPPTSM15	3/4	1-7/16	15 mm
BLPPTSM16	3/4	1-7/16	16 mm
BLPPTSM17	3/4	1-7/16	17 mm
BLPPTSM18	3/4	1-7/16	18 mm
BLPPTSM19	3/4	1-7/16	19 mm
BLPPTS38	3/4	1-7/16	3/8"
BLPPTS716	3/4	1-7/16	7/16"
BLPPTS12	3/4	1-7/16	1/2"
BLPPTS916	3/4	1-7/16	9/16"
BLPPTS58	3/4	1-7/16	5/8"
BLPPTS1116	3/4	1-7/16	11/16"
BLPPTS34	3/4	1-7/16	3/4"

BLPPTSS3822 Pass Thru Socket Set (Blue-Point®)

- Includes BLPPTS38–BLPPTS34 (3/8"–3/4") SAE sockets, BLPPTSM8–BLPPTSM19 (8–19 mm) metric sockets, BLPPTA3438 square drive adaptor, BLPPTXT3 extension and BPRFPT10 Ratchet (22 pc) in storage case

BPRFPT10 3/8" Drive 10" Pass Thru Flex Ratchet (Blue-Point®)

- Flex-head has seven locking positions
- 3/4" hex drive
- 10" long

BLPPTXT3 3/8" Drive 3" Pass Thru Socket Extension (Blue-Point®)

- 3" extension

BLPPTA3438 Adaptor (Blue-Point®)

- 3/8" square drive adaptor
- 1-1/4" long



BLPGSSC100B

General Service Sets

- Great for use at home or on the road
- Sets offer full range of deep and shallow sockets for the most common fastener applications
- Smallest and most compact general service set offered yet
- Ratchet and Handle Driver both available for a variety of jobs
- Compact case fits in shallow Snap-on® tool box drawer

BLPGSSC100B 100 pc 3/8" Drive General Service Set (Blue-Point®)

- Set covers most popular sizes of wrenches and sockets
- Tools have been newly designed and meet Snap-on® tool standards of quality
- Set includes: (23) SAE and metric 1/4" standard depth sockets, (32) SAE and metric 3/8" sockets, (11) external TORX® sockets, (19) SAE and metric combination wrenches, (7) 1/4" drive and (8) 3/8" drive accessories
- High-quality, chrome plating looks great and provides a durable, easy-to-clean finish
- Durable blow molded case
- Removable Foam Divider...doubles as a Kneeling Pad
- Lifetime Warranty

BLPGSS3837 37 pc 3/8" Drive SAE/Metric General Service Socket Set (Blue-Point®)

- Includes (8) SAE (5/16–3/4") (14) metric (6–19 mm) standard 6-point sockets, (4) SAE (5/16–3/8", 7/16–1/2", 9/16–5/8" and 11/16–3/4") (5) metric (10–11 mm, 12–13 mm, 14–15 mm, 16–17 mm and 18–19 mm) double open end wrenches, (2) extensions (3 and 6"), ratchet, universal joint, (2) adaptors (1/4" f x 3/8" m and 3/8" f x 1/4" m)
- Includes storage case



BLPGSS3837

BLPGSS3849 49 pc 3/8" Drive SAE/Metric General Service Socket Set (Blue-Point®)

- Includes (8) SAE (5/16–3/4") 14 Metric (6–19 mm) standard 6-point sockets, (8) SAE (5/16–3/4") (13) metric (7–19 mm) deep 12-point sockets, (2) extensions (3 and 6"), universal joint, 3/8–1/4" adaptor, 1/4–3/8" adaptor and ratchet
- Includes storage case



BLPGSS3849

BLPGSS3885 85 pc 3/8" Drive General Service Set (Blue-Point®)

- Components (3/8" Drive):
- 13 SAE (1/4–1") and 14 metric (6–19 mm) standard sockets
- 13 SAE (1/4–1") and 14 metric (6–19 mm) deep sockets
- 11 external TORX® sockets (E4–E20)
- One PHILLIPS® socket driver (#3)
- (2) Pozidriv® socket drivers (#3 and #4)
- Eight tamper-resistant TORX® socket drivers (T10–T45)
- (2) Spark plug sockets (5/8 and 13/16")
- (6) Ratchet/socket accessories
- (1) Ratchet
- BLPGSS3885PB storage case



BLPGSS3885

BLPGSSCT70B 70 pc 3/8" Drive General Service Set (Blue-Point®)

- Set covers most popular sizes of wrenches and sockets
- Wrenches have longer handles providing additional leverage
- Set includes pliers that now feature a slim line comfort grip
- Tools have been newly designed and meet Snap-on® tool standards of quality
- High-quality, chrome plating looks great and provides a durable, easy-to-clean finish
- (27) standard and metric 3/8" standard depth sockets
- (19) standard and metric chrome plated wrenches
- Ratchet, spinner handle and three extensions
- Two spark plug sockets
- (13) assorted square, hex, slotted and Phillips® bits
- Three pair of pliers - 6" diagonal cutting, 8" long nose pliers and 10" groove joint
- Durable blow-molded case



BLPGSSCT70B

BLPGSSCT71A 71 pc 3/8" Drive General Service Set (Blue-Point®)

- Components (3/8" Drive):
- 9 SAE combination wrenches (1/4–3/4")
- 10 metric combination wrenches (1/4–3/4")
- 12 SAE (5/16–1") and 15 metric (10–24 mm) 6-point standard sockets
- 2 spark plug sockets (5/8, 13/16")
- 1 quick-release ratchet
- 1 spinner Handle
- 3 extensions (3, 6 and 10")
- 1 bit holder (3/8" drive)
- 4 hex bits (1/8, 5/32, 7/32 and 1/4")
- 3 flat tip bits (5/32, 3/16 and 1/4")
- 4 Phillips® tip bits (#0, #1, #2 and #3)
- 2 Square tip bits (#1 and #2)
- 1 diagonal cutting pliers (7")
- 1 long nose pliers (6")
- 1 groove joint pullers (10")
- 1 adjustable wrench (8")
- BLPGSSCT71PB storage case



BLPGSSCT71A



- Do not use chrome or industrial finish hand tools with impact drivers
- Do not use "cheater bars" on handles
- Read safety precautions on pages W1 to W4

Whatever the application, our 1/2" drive tools perform flawlessly. They're versatile. They're dependable. They're durable. Just like the technicians who rely on them.

**ENDLESS CHOICES.
CHOICE MANUFACTURING STANDARDS.**

Snap-on not only offers the widest range of 1/2" tools in the industry, we build them to last — using cold-formed alloy steel in most of them. Then, we put them through rigorous testing under extreme conditions, to assure they'll stand up to the most demanding usage. They're built to perform, too, with Dual 80° Technology that provides dual pawls and an 80-tooth gear for more ratcheting power in less lateral space. Our sockets also feature Flank Drive® for added turning power and less slippage. Plus grooved detents for stronger attachment to the ratchet and easier engagement in any position.



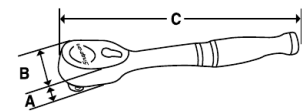


Dual 80® Technology Ratchets

Stop, Turn and Listen. A smoother, stronger ratchet. Try them to believe them.

Dual 80® Technology Ratchets Feature:

- 80 tooth gear
- Seven teeth in contact with gear to provide strength and durability
- Up to 25% less ratcheting arc to engage the next gear tooth
- Sealed head keeps dirt and other contaminants out of the head mechanism



Stock No.	Description	Gear Teeth	Swing Arc	A	B	C	Repair Kit
S80A	Standard Handle Ratchet	80	4.5	3/4	1-5/8	10-5/16	RKRS80A
SL80A	Long Handle Ratchet	80	4.5	3/4	1-5/8	15	RKRS80A
SLL80A	Extra Long Handle Ratchet	80	4.5	3/4	1-5/8	23-3/16	RKRS80A
GS80A	Standard Handle Industrial Ratchet	80	4.5	3/4	1-5/8	10-5/16	RKRS80A
GSL80A	Standard Long Handle Industrial Ratchet	80	4.5	3/4	1-5/8	15	RKRS80A
SKF80A*†	Stubby Handle Flex Head Ratchet	80	4.5	3/4	1-5/8	7-1/2	RKRS80A
SF80A	Standard Handle Flex Head Ratchet	80	4.5	3/4	1-5/8	17-11/18	RKRS80A
SBF80A	Standard Bent Handle Flex Head Ratchet	80	4.5	3/4	1-5/8	16-1/2	RKRS80A
SLF80A	Long Handle Flex Head Ratchet	80	4.5	3/4	1-5/8	24-13/16	RKRS80A
SX80B	Standard Handle Locking Flex Head Ratchet	80	4.5	3/4	1-5/8	17-5/8	RKRS80A
SLX80A	Long Handle Locking Flex Head Ratchet	80	4.5	3/4	1-5/8	24-13/16	RKRS80A
SH80A	Red Soft Grip Handle Ratchet	80	4.5	3/4	1-5/8	12	RKRS80A
SHL80A	Red Soft Grip Long Handle Ratchet	80	4.5	3/4	1-5/8	16-3/4	RKRS80A
SHLL80A	Red Soft Grip Extra Long Handle Ratchet	80	4.5	3/4	1-5/8	24-7/8	RKRS80A
SHF80A	Red Soft Grip Handle Flex Head Ratchet	80	4.5	3/4	1-5/8	17-5/8	RKRS80A
SHLF80A	Red Soft Grip Long Handle Flex Head Ratchet	80	4.5	3/4	1-5/8	25-5/8	RKRS80A
SHX80B**	Red Soft Grip Handle Locking Flex Head Ratchet	80	4.5	3/4	1-5/8	18-1/2	RKRS80A
SHLX80A**	Red Soft Grip Handle Locking Flex Head Ratchet	80	4.5	3/4	1-5/8	25-3/4	RKRS80A

ASME/ANSI® B107.10

*Uses RKRSX936JT Flex Joint Repair Kit

**Uses RKRSX80AJT Flex Joint Repair Kit and RKRSX80ALM Locking Mechanism Repair Kit

SH936-12 Soft Grip Replacement Handle.

†ASME/ANSI® B107.10 with exception of the length.



- Do not use "cheater bars" on handles
- Read safety precautions on pages W1 to W4

RATCHETS



SR80A



SRL80A



SHR80A

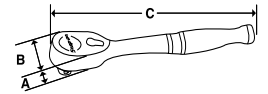


SHRLF80A

Quick Release Ratchet (1/2")

1/2" Drive Dual 80® Technology Soft Grip Handle Quick-Release Ratchet

- 80-tooth gear for 4.5° of swing arc
- Seven teeth in contact with gear to provide strength and durability
- Quick-release has a positive locking feature to hold socket securely in place when needed and push button for easy removal
- Sealed head keeps dirt and other contaminants out of the head mechanism
- Snap-on® comfort grip offers a non-slip surface; easier to get a good gripping surface/leverage when hands get are wet, sweaty or oil-covered
- Surface offers insulation when the tool gets hot or cold



Stock No.	Description	Gear Teeth	Swing Arc	A	B	C	Repair Kit
SR80A	Standard Handle Quick Release Ratchet	80	4.5	3/4	1-5/8	10-5/16	RKRSR80A
SRL80A	Standard Long Handle Quick Release Ratchet	80	4.5	3/4	1-5/8	15	RKRSR80A
SHR80A	Red Soft Grip Handle Quick Release Ratchet	80	4.5	3/4	1-5/8	12	RKRSR80A
SHRLF80A*	Red Soft Grip Long Handle Quick Release Flex Head Ratchet	80	4.5	3/4	1-5/8	25-5/8	RKRSR80A
SRX80B	Standard Handle Quick Release Locking Flex Head Ratchet	80	4.5	3/4	1-5/8	—	RKRSR80A
SHRX80B	Standard Red Soft Grip Handle Quick Release Locking Flex Head Ratchet	80	4.5	3/4	1-5/8	—	RKRSR80A

ASME®/ANSI® B107.10
 *Uses RKRSX936JT Flex Joint Repair Kit
 SH936-12 Soft Grip Replacement Handle.



S80AFOD



GS80AFOD

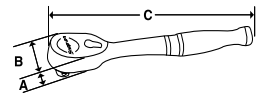


GSL80AFOD

FOD Ratchets (Foreign Object Damage) (1/2")

1/2" Drive Dual 80® Technology FOD Ratchet

- Dual pawls and an 80 tooth gear provide more power in less lateral space
- Seven teeth in contact with gear to provide strength and durability
- Up to 25% less ratcheting arc to engage the next gear tooth
- Sealed head helps keep dirt and other contaminants out of the head mechanism
- Meets FOD and FME program conformance
- Designed to have the lowest profile and work with the shortest swing arc, providing better access to restricted areas



Stock No.	Description	Gear Teeth	Swing Arc	A	B	C
S80AFOD	Foreign Object Damage Handle Ratchet	80	4.5	3/4	1-5/8	10-5/16
GS80AFOD	Foreign Object Damage Industrial Handle Ratchet	80	4.5	3/4	1-5/8	10-5/16
GSL80AFOD	Foreign Object Damage Industrial Long Handle Ratchet	80	4.5	3/4	1-5/8	15

ASME®/ANSI® B107.10



Scaffold Ratchet (1/2")

Stock No.	Description	Gear Teeth	Swing Arc	A	B	C	Repair Kit
SA936A	Scaffold Ratchet	36	10	4-3/16	1-5/8	10-5/16	RKRSA9936
GSP936	Spud Ratchet	36	10	3/4	1-5/8	15-5/8	RKRGSP936-1

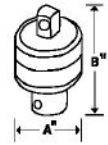
ASME®/ANSI® B107.10

GSP936 1/2" Drive Spud Ratchet

- The “spud” ratchet is ideal for lining up holes in scaffolding and other construction jobs
- A long reverse lever provides easy reversing while wearing heavy work gloves
- Locking button retention
- Taper diameter is 3/16–7/8"
- Taper length is 8"
- 8-1/2" oval funnel with filter screen
- 30" long



S77A



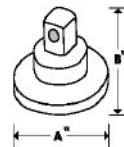
Ratchet Adaptor, chrome (1/2")

Stock No.	Description	Gear Teeth	Swing Arc	A	B	C	Repair Kit
S77A	Ratchet Adaptor	20	18	1-5/8	3	3	RKRS77

ASME®/ANSI® B107.10



LRS70A



Ratchet Spinners (1/2")

Stock No.	Description	A	B
LRS70A	1/2" Drive Ratchet Spinner	1-3/4	1-5/8

ASME®/ANSI® B107.10

BREAKER BARS



Breaker Bars (1/2")

Stock No.	Description	A	B	C	Repair Kit
SN15B	1/2" Drive 15" Standard Handle Breaker Bar	1-1/8	15	11/16	RKBB3
SN18B	1/2" Drive 18" Standard Handle Breaker Bar	1-1/8	18	11/16	RKBB3
GSN18B	1/2" Drive 18" Standard Handle Industrial Finish Breaker Bar	1-1/8	18	11/16	RKBB3
SN24C	1/2" Drive 24" Standard Handle Breaker Bar	1-1/8	24	11/16	RKBB3

ASME®/ANSI® B107.10



- Do not use “cheater bars” on handles
- Do not use chrome or industrial finish hand tools with impact drivers
- Read safety precautions on pages W1 to W4

BREAKER BARS




Breaker Bars (1/2")

Stock No.	Description	A	B	C	Repair Kit
SHBB24	1/2" Drive 24" Soft Grip Handle Breaker Bar	1-1/8	24	11/16	RKBB3
SN25A	1/2" Drive 24" 45° Offset Square Breaker Bar	1-1/8	24	11/16	RKBB5
SN36	1/2" Drive 36" Standard Handle Breaker Bar	1-1/4	36	3/4	RKBB4
SHN36	1/2" Drive Soft Grip Handle Breaker Bar	1-1/4	36-5/8	3/4	RKBB4

ASME®/ANSI® B107.10
SH936-12 Soft Grip Replacement Handle.

DRIVE HANDLES



Speeders, chrome

Stock No.	A	B	C	D
S4	1/2	7	4-3/8	18-7/8
SN4B*	5/8	6-3/8	3	17-1/4
SL4	1/2	7-3/8	4-7/16	19-1/8
N8323	1/2	18-1/16	8-1/2	32-7/8
755121-1	3/4"	13-5/8"	11-1/4"	23-7/8"

ASME®/ANSI® B107.10
*Uses RKBB3 Repair Kit.

SL4 Locking Speeder

- Sliding collar and locking pin for better socket retention



Sliding T-Handles, chrome

Stock No.	A	B	C
S12L	1-11/16	5/8	12

ASME®/ANSI® B107.10



Knurled Extensions

Stock No.	Industrial Stock No.	A	B	
SX2	-	5/8	2-1/8	•
SXK3	GSXK3	5/8	3-1/2	•
SXK5	GSXK5	5/8	5	•
SXK8	-	5/8	8	•
SXK10	-	5/8	10	•
SXK11	GSXK11	5/8	11	•
SX15	-	5/8	15	
SX20	-	5/8	20	
SX24	-	5/8	24	
SX36	-	5/8	36	

ASME®/ANSI® B107.10M

Set includes storage tray

Set Contains:

305ASX

Extensions/Wobble

- Provides 16° of additional accessibility
- Knurled shanks for easy fingertip turning


Stock No.	Industrial Stock No.	A	B	
SXW2*	GSXW2	5/8	2	•
SXWK3	-	5/8	3-1/2	•
SXWK5	-	5/8	5	•
SXWK8	-	5/8	8	•
SXWK11	GSXWK11	5/8	11	•

*Not Knurled
ASME®/ANSI® B107.10

Set shown includes storage tray

Set Contains:

305ASXW



Quick Release Locking Extensions

Stock No.	A	B
SXKL3	21/32	3
SXKL5	21/32	5
SXKL10	21/32	10

SXKLP Locking Pins (5pk)
SXKLRK FXKL Series Repair Kit



Extensions / Wobble Plus, chrome

- Provides 16° of additional accessibility
- Usable in wobble and rigid functionality
- Knurled shanks for easy fingertip turning

Stock No.	A	B	
SXWP2*	5/8	2	•
SXWP3	5/8	3	•
SXWP5	5/8	5	•
SXWP8	5/8	8	•
SXWP11	5/8	11	•

*Not Knurled
ASME®/ANSI® B107.10

Set shown includes storage tray

Set Contains:

305SXWP

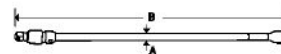


- Do not use "cheater bars" on handles
- Do not use chrome or industrial finish hand tools with impact drivers
- Read safety precautions on pages W1 to W4

EXTENSIONS



303SXWKL



Extensions/Locking Wobble, chrome

- Provides 16° of additional accessibility
- Quick release locking sleeve provides secure connection and easy socket removal
- Knurled release collar for easy one hand operation, even with slippery hands

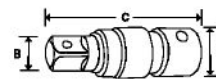
Set Contains:

303SXWKL

Stock No.	A	B	
SXWKL3	21/32	3	•
SXWKL5	21/32	5	•
SXWKL8	21/32	8	•



GALX3



Locking Adaptors, industrial

Stock No.	A	B	C
GALX3	1/2	1/2	3-1/8

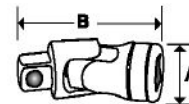
ASME®/ANSI® B107.10

SOCKET/RATCHET ACCESSORIES



S8

GU8



Universal Joints

Stock No.	Industrial Stock No.	A	B
S8	GU8	15/16	2-11/16

ASME®/ANSI® B107.10

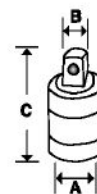
103UFTS 3 pc 1/4, 3/8 and 1/2" Drive Universal Joint Set

- Includes (1) 1/4" drive universal joint, (1) 3/8" drive universal joint and (1) 1/2" drive universal joint
- Includes storage tray



A2A

GLA12B



Square Drive Adaptors, industrial

Stock No.	A	B	C
A2A	3/8	1/2	1-5/16
GSAF1F	1/2	3/8	1-13/16
GAF2A	3/8	1/2	1-5/16
GLA12B	1/2	3/4	1-7/8
GLAS1F	3/4	1/2	2-7/16

ASME®/ANSI® B107.10



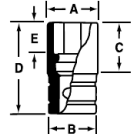
GAX12



Extension Adaptors, industrial

Stock No.	Retention Type	A	B	C
GAX5	Ball Type	1/2	3/8	5
GAX12	Ball Type	1/2	3/8	12
GAX24	Ball Type	1/2	3/8	23-1/4
GAX36	Ball Type	1/2	3/8	36

ASME®/ANSI® B107.10



Shallow, mm, chrome

mm	Set Contains:		A	B	C	D	E	Set Contains:					
	6	12						6	6	6	12	12	12
10	TWM10A	SWM101A	15.0	23.2	22.2	38.1	7.9	•		•	•	•	•
11	TWM11A	SWM111A	16.6	23.2	22.2	38.1	8.7	•		•	•	•	•
12	TWM12A	SWM121A	18.2	23.2	22.2	38.1	9.5	•	•	•	•	•	•
13	TWM13A	SWM131A	19.0	23.2	22.2	38.1	10.3	•	•	•	•	•	•
14	TWM14A	SWM141A	20.6	23.2	22.2	38.1	10.3	•	•	•	•	•	•
15	TWM15A	SWM151A	22.2	22.2	22.2	38.1	10.3	•	•	•	•	•	•
16	TWM16	SWM161	23.8	22.2	22.2	38.1	11.9	•	•	•	•	•	•
17	TWM17	SWM171	24.6	23.2	22.2	38.1	12.7	•	•	•	•	•	•
18	TWM18	SWM181	25.4	23.8	21.4	38.1	14.2	•	•	•	•	•	•
19	TWM19	SWM191	26.3	24.8	21.3	38.1	13.9	•	•	•	•	•	•
20	TWM20	SWM201	26.7	26.1	21.2	38.1	14.0		•	•		•	•
21	TWM21	SWM211	28.3	27.5	21.1	38.1	14.0		•	•		•	•
22	TWM22	SWM221	29.9	28.6	20.9	38.1	14.2		•	•		•	•
23	TWM23	SWM231	31.2	29.9	20.8	38.1	14.5		•	•		•	•
24	TWM24	SWM241	32.5	30.9	22.2	38.8	15.8		•	•		•	•
25	TWM25	SWM251	33.3	31.7	22.2	38.8	15.8		•	•		•	•
26	TWM26	SWM261	34.9	33.3	23.8	41.2	15.8			•			•
27	TWM27	SWM271	36.5	34.9	25.4	42.8	17.4			•			•
28	TWM28	SWM281	38.1	36.5	26.9	44.4	17.4			•			•
29	TWM29	SWM291	39.3	38.0	26.1	44.5	17.8			•			•
30	TWM30	SWM301	41.0	39.6	26.1	44.5	18.5			•			•
31	TWM31	SWM311	42.5	41.2	29.1	47.6	19.1			•			•
32	TWM32	SWM321	42.5	41.2	28.9	47.6	19.8			•			•

Sets shown include storage tray unless noted

*Does not include storage tray



SW241 313TWYA

Shallow, inches

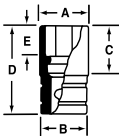
II	Set Contains:		A	B	C	D	E	Set Contains:					
	6	12						6	6	6	12	12	12
3/8	TW121A	SW121A	GTW121A	GSW121A	19/32	29/32	7/8	1-1/2	5/16	•	•	•	•
7/16	TW141A	SW141A	GTW141A	GSW141A	11/16	29/32	7/8	1-1/2	11/32	•	•	•	•
1/2	TW161A	SW161A	GTW161A	GSW161A	3/4	29/32	7/8	1-1/2	13/32	•	•	•	•
9/16	TW181A	SW181A	GTW181A	GSW181A	13/16	29/32	7/8	1-1/2	13/32	•	•	•	•
5/8	TW201	SW201	GTW201	GSW201	15/16	7/8	7/8	1-1/2	15/32	•	•	•	•
11/16	TW221	SW221	GTW221	GSW221	31/32	29/32	7/8	1-1/2	1/2	•	•	•	•
3/4	TW241	SW241	GTW241	GSW241	1-1/32	31/32	7/8	1-1/2	9/16	•	•	•	•
13/16	TW261	SW261	GTW261	GSW261	1-1/8	1-1/16	7/8	1-1/2	9/16	•	•	•	•
7/8	TW281	SW281	GTW281	GSW281	1-3/16	1-1/8	7/8	1-1/2	25/32	•	•	•	•
15/16	TW301	SW301	GTW301	GSW301	1-9/32	1-7/32	27/32	1-17/32	3/4	•	•	•	•
1	TW321	SW321	GTW321	GSW321	1-11/32	1-9/32	7/8	1-9/16	3/4	•	•	•	•
1-1/16	TW341	SW341	GTW341	GSW341	1-7/16	1-3/8	1-1/16	1-11/16	3/4	•	•	•	•
1-1/8	TW361	SW361	GTW361	GSW361	1-1/2	1-7/16	1-31/32	1-3/4	1-3/16	•	•	•	•
1-3/16	TW381	SW381	—	GSW381	1-5/8	1-9/16	1-1/8	1-3/4	3/4				
1-1/4	TW401	SW401	GTW401	GSW401	1-11/16	1-5/8	1-1/4	1-7/8	3/4		•		
1-5/16	TW421	SW421	—	GSW421	1-3/4	1-11/16	1-1/4	1-7/8	1				
1-3/8	TW441	SW441	—	GSW441	1-13/16	1-3/4	1-7/16	2-1/16	1				
1-7/16	TW461	SW461	—	—	1-15/16	1-7/8	1-5/8	2-1/4	1				
1-1/2	TW481	SW481	—	GSW481	2	1-15/16	1-5/8	2-1/4	1				

Sets shown include storage tray



• Do not use chrome or industrial finish hand tools with impact drivers
 • Read safety precautions on pages W1 to W4

FLANK DRIVE® SOCKETS



Deep, mm, chrome

TSM20

313TSMYA

Set Contains:

313TSMYA

310TSM

313SMYA

mm	6	12	A	B	C	D	E	6	6	12
10	TSM10A	SM10A	15.0	23.2	66.7	82.6	7.9		•	
11	TSM11	SM11A	16.6	23.2	66.7	82.6	8.7			
12	TSM12A	SM12B	18.2	23.2	66.7	82.6	9.5	•	•	•
13	TSM13A	SM13A	19.0	23.2	66.7	82.6	10.3	•	•	•
14	TSM14A	SM14A	20.6	23.2	66.7	82.6	10.3	•	•	•
15	TSM15A	SM15A	22.2	22.2	66.7	82.6	10.3	•	•	•
16	TSM16	SM16	23.8	22.2	51.0	82.6	11.9	•	•	•
17	TSM17	SM17	24.6	23.2	51.0	82.6	12.7	•	•	•
18	TSM18	SM18	25.4	23.8	51.0	82.6	14.3	•	•	•
19	TSM19	SM19	26.3	24.6	52.5	82.6	14.2	•	•	•
20	TSM20	SM20	26.7	26.1	58.5	82.6	14.0	•	•	•
21	TSM21	SM21	28.3	27.5	58.5	82.6	14.0	•		•
22	TSM22	SM22	29.9	28.6	58.5	82.6	14.2	•		•
23	TSM23	SM23	31.2	29.9	58.0	82.6	14.5	•		•
24	TSM24	SM24	32.5	30.9	50.0	82.6	15.8	•		•
25	TSM25	SM25	33.3	31.7	50.0	82.6	15.8			
26	TSM26	SM26	34.9	33.3	50.0	82.6	15.8			
27	TSM27	SM27	36.2	34.9	50.0	82.6	17.5			
28	TSM28	SM28	37.8	36.5	50.0	82.6	17.5			
29	TSM29	SM29	39.3	38.0	64.3	82.6	17.8			
30	TSM30	SM30	41.0	39.6	64.0	82.6	18.5			
31	TSM31	SM31	42.5	41.2	64.0	82.6	19.1			
32	TSM32	SM32	42.5	41.2	63.8	82.6	19.8			

Sets shown include storage tray



Deep, inches

S241

GS201

313TSYA

Set Contains:

313TSYA

313GTSYA

313SYA

II	6	12	6	12	A	B	C	D	E	6	6	12
3/8	TS121A	S121A	GTS121A	—	19/32	29/32	2-5/8	3-1/4	5/16	•	•	•
7/16	TS141A	S141A	GTS141A	—	3/4	29/32	2-5/8	3-1/4	11/32	•	•	•
1/2	TS161A	S161A	GTS161A	GS161A	3/4	29/32	2-5/8	3-1/4	13/32	•	•	•
9/16	TS181A	S181A	GTS181A	GS181A	13/16	29/32	2-5/8	3-1/4	13/32	•	•	•
5/8	TS201	S201	GTS201	GS201	15/16	7/8	1-31/32	3-1/4	15/32	•	•	•
11/16	TS221	S221	GTS221	GS221	31/32	29/32	1-31/32	3-1/4	1/2	•	•	•
3/4	TS241	S241	GTS241	GS241	1-1/32	31/32	2-5/8	3-1/4	9/16	•	•	•
25/32	—	S251	—	—	1-1/16	1-1/32	2-1/8	3-1/4	5/8			
13/16	TS261	S261	GTS261	GS261	1-1/8	1-1/16	2-5/8	3-1/4	9/16	•	•	•
7/8	TS281	S281	GTS281	GS281	1-3/16	1-1/8	2-5/8	3-1/4	9/16	•	•	•
15/16	TS301	S301	GTS301	GS301	1-9/32	1-7/32	1-31/32	3-1/4	3/4	•	•	•
1	TS321	S321	GTS321	GS321	1-11/32	1-9/32	1-31/32	3-1/4	3/4	•	•	•
1-1/16	TS341	S341	GTS341	GS341	1-7/16	1-3/8	1-31/32	3-1/4	3/4	•	•	•
1-1/8	TS361	S361	GTS361	GS361	1-1/2	1-7/16	1-31/32	3-1/4	2-5/32	•	•	•
1-3/16	TS381	S381	GTS381	GS381	1-5/8	1-9/16	2-5/8	3-1/4	1-3/16			
1-1/4	TS401	S401	GTS401	GS401	1-11/16	1-5/8	2-5/8	3-1/4	1			
1-5/16	TS421	S421	—	—	1-3/4	1-11/16	2-9/16	3-1/4	1			
1-3/8	TS441	S441	—	—	1-13/16	1-3/4	2-9/16	3-1/4	1			
1-7/16	TS461	S461	—	—	1-15/16	1-7/8	2-5/8	3-1/4	1			
1-1/2	TS481	S481	—	—	2	1-15/16	2-5/8	3-1/4	1-1/16			

ASME®/ANSI® B107.1

Sets shown include storage tray

320TSWMA 20 pc 1/2" Drive Metric 6-Point Flank Drive® Shallow/Deep Socket Set


• Includes shallow sockets and deep sockets (20 pc) (10–20 mm)

FLANK DRIVE® SOCKETS

1/2" DRIVE TOOLS

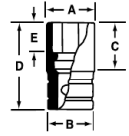
Semi-Deep, inches

Set Contains: 320TSMWA

	12	A	B	C	D	E	
3/8	SDH121	19/32	7/8	13/16	1-1/2	9/32	•
7/16	SDH141	11/16	29/32	13/16	1-1/2	11/32	•
1/2	SDH161	3/4	29/32	13/16	1-1/2	3/8	•
9/16	SDH181	27/32	29/32	13/16	1-1/2	13/32	•
5/8	SDH201	29/32	7/8	13/16	1-1/2	15/32	•
11/16	SDH221	31/32	15/16	1-1/16	1-3/4	1/2	•
3/4	SDH241	1-1/16	1-1/32	1-1/16	1-3/4	19/32	•
25/32	SDH251	1-1/32	1-1/64	1-3/32	1-3/4	5/8	•
13/16	SDH261	1-1/8	1-3/32	1-1/16	1-3/4	21/32	•
7/8	SDH281	1-3/16	1-5/32	1-1/8	1-3/4	23/32	•
15/16	SDH301	1-9/32	1-1/8	1-5/32	1-13/16	23/32	•
1	SDH321	1-11/32	1-5/16	1-7/32	1-7/8	3/4	•
1-1/16	SDH341	1-7/16	1-13/32	1-7/32	1-15/16	3/4	•
1-1/8	SDH361	1-1/2	1-15/32	1-1/4	1-31/32	25/32	•
1-3/16	SDH381	1-9/16	1-17/32	1-5/16	2	25/32	•
1-1/4	SDH401	1-9/16	1-17/32	1-9/32	2-1/32	13/16	•
1-5/16	SDH421	1-21/32	1-5/8	1-5/16	2-1/32	27/32	•



SDH201




320TSMWA

320TSMWA Metric 6-Point Shallow/Deep Socket Set

- Includes TWM10A - TWMA shallow sockets and TSM10A-TSM20 deep sockets (20 pc) (10-20 mm)

Shallow Universal, inches, Chrome

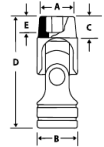
Set Contains: 307SU

	6	A	B	C	D	E	
9/16	SU18A	53/64	15/16	1-19/64	2-3/8	21/64	•
5/8	SU20A	15/16	15/16	1-21/64	2-13/32	3/8	•
11/16	SU22A	1-3/64	15/16	1-15/32	2-9/16	7/16	•
13/16	SU24A	1-1/8	1-1/8	1-43/64	2-25/32	1/2	•
3/4	SU26A	1-3/16	1-1/8	1-3/4	2-7/8	35/64	•
7/8	SU28A	1-1/4	1-1/8	1-3/4	2-7/8	35/64	•
15/16	SU30A	1-5/16	1-1/8	1-13/16	2-15/16	37/64	•

ASME®/ANSI® B107.10M



SU24



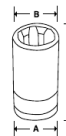
TORX® SOCKETS

★ TORX Plus® with Countersink

- SLEPL series of TORX Plus® sockets with shallow countersink are designed for use on external TORX Plus® low profile head fasteners so the user can fully engage the fastener head
- Manufactured from special alloy steel
- Precision forged and heat treated for optimum strength and durability

1/2" Drive TORX Plus® 20EP with Countersink Socket

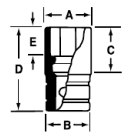
- The GSLEPL series of TORX Plus® with shallow countersink are designed for use on external TORX Plus® low profile head fasteners so the user can fully engage the fastener head
- Manufactured from special alloy steel
- Precision forged and heat treated for optimum strength and durability
- For removal and installation of low profile drive plate and flywheel bolts on QR25 Nissan® motors with AUTOMATIC transmissions
- It is similar to the J-45816 Nissan® specialty tool
- For flywheel bolts on QR25 Nissan® motors with MANUAL transmissions, use the 3/8" drive FTX50TPE male T50 TORX Plus® Socket



GSLEPL200




SLEPL200




213AFLEY

★ Shallow TORX®, chrome

	Stock No.	A	B	D
E14	SLE140	21/32	7/8	1-1/2
E16	SLE160A	23/32	27/32	1-1/2
E18	SLE180A	27/32	7/8	1-1/2
E20	SLE200A	15/16	7/8	1-1/2
E24	SLE240	1-1/16	1	1-1/2

213AFLEY 13 pc 1/4", 3/8" and 1/2" Drive Shallow TORX® Socket Set

- Includes 1/4" drive TLE40A-TLE100A, 3/8" drive FLE110A-FLE140A and 1/2" drive SLE160A-SLE240 (13 pc) (E4-E24)

	Stock No.	Industrial Stock No.	A	B	C
18EP	SLEPL180	—	29/32	15/16	1-1/2
20EP	SLEPL200	GSLEPL200	15/16	11/16	1-1/2
22EP	SLEPL220	—	15/16	11/16	1-1/2
24EP	SLEPL240	—	15/16	11/16	1-1/2

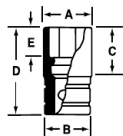


• Do not use chrome or industrial finish hand tools with impact drivers
• Read safety precautions on pages W1 to W4

SPLINE SOCKETS

Snap-on® spline wrenching tools have been developed to service high tensile strength spline nuts and bolts widely used on both military and commercial aircraft. Precise, radial spline teeth engage the fastener teeth over a wider area to minimize stress, and allow application of high torque to reduce risk of damage to the fastener or to the tool.

Chrome tools comply with Military Spec. MS-33787 and MIL-W-8982. The unique spline wrenching configuration can also be used on ordinary six- and 12-point fasteners with an advantage similar to the *Snap-on Flank Drive*® wrenching system.



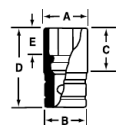
Shallow, inches, chrome (1/2")



SES181B

		Stock No.	A	B	C	D	E
#16	1/2	SES161B	23/32	55/64	5/8	1-19/64	29/64
#18	9/16	SES181B	53/64	55/64	5/8	1-19/64	15/32
#20	5/8	SES201B	29/32	29/32	7/8	1-17/32	17/32
#22	11/16	SES221B	31/32	31/32	7/8	1-17/32	9/16
#24	3/4	SES241B	1-1/16	31/32	13/16	1-17/32	9/16
#26	13/16	SES261B	1-1/8	1-1/16	25/32	1-17/32	9/16
#28	7/8	SES281B	1-3/16	1-1/8	25/32	1-17/32	9/16
#30	15/16	SES301B	1-9/32	1-7/32	3/4	1-17/32	9/16

SPECIAL APPLICATION SOCKETS



Double Square, inches, chrome



SW420

	Stock No.	A	B	C	D	E
3/8	SW412	23/32	7/8	7/8	1-1/2	5/16
7/16	SW414	51/64	7/8	7/8	1-1/2	3/8
1/2	SW416	29/32	7/8	7/8	1-1/2	13/32
9/16	SW418	31/32	29/32	7/8	1-1/2	7/16
5/8	SW420	1-1/16	1	7/8	1-1/2	1/2
11/16	SW422	1-3/16	1-1/8	7/8	1-1/2	1/2
3/4	SW424	1-9/32	1-3/16	7/8	1-1/2	9/16
13/16	SW426	1-7/16	1-3/8	1	1-5/8	5/8
7/8	SW428	1-1/2	1-7/16	1-1/8	1-3/4	5/8
15/16	SW430	1-5/8	1-9/16	1-1/8	1-13/16	11/16
1	SW432	1-11/16	1-5/8	1-1/4	1-7/8	11/16



WH290



B2191

WEATHERHEAD® Fittings, chrome

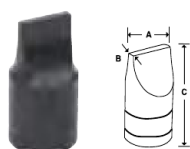
	Stock No.	A	B
7/8	WH280	1-3/8	1-13/16
29/32	WH290	1-7/16	1-13/16
15/16	WH300	1-1/2	1-13/16

FLANK DRIVE® Pentagon Socket

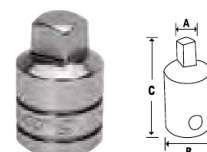
Stock No.	A	B	C
B2191	1-1/8	1/2	1-1/16

B2191 1/2" Drive 5-Point SAE 1-1/8" Flank Drive® Pentagon Socket

- A specialty socket for servicing recessed 5-point nuts found on tamper-resistant Buffalo covers used by gas, electric and some water companies to protect shutoff gates



A26A



PPM516A

Drag Link, industrial

Stock No.	A	B	C
A15A	1-3/16	.150	1-11/16
A17A	15/16	.150	1-11/16
A26A	3/4	.109	1-11/16

Pipe Plug, inches, chrome

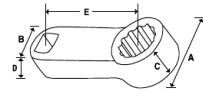
Stock No.	A	B	C
PPM516A	1/2	15/16	1-7/16

Standard, inches

- Manufactured from special alloy steel
- Precision forged and heat treated for optimum strength and durability
- Double hex (12-point) configuration allows socket to engage single hex fastener every 30° rather than every 60°, allowing for better access in restricted areas

1/2" Drive SAE 12-Point 1" Torque Adaptor

- Design features radius edges which will resist damage/nicks
- Center-to-center length on adaptor for easy torque calculations
- Larger sizes feature thicker construction for strength



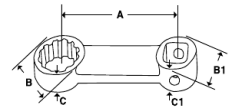
SRDH341

Working Torque, in-lb			A	B	C	D	E
4,312	1	SRDH321	1.458	1.040	19/32	19/32	3
3,564	1-1/16	SRDH341	1.563	1.032	19/32	19/32	2
5,192	1-1/8	SRDH361	1.641	1.040	19/32	19/32	3
5,600	1-1/4	SRDH401	1.823	1.040	19/32	19/32	3
5,600	1-3/8	SRDH441	2.00	1.040	19/32	19/32	3

SPLINE TORQUE ADAPTORS

Spline, inches, chrome (1/2")

- Snap-on® spline wrenching tools have been developed to service high tensile strength spline nuts and bolts widely used on both military and commercial aircrafts
- Precise, radial spline teeth engage the fastener teeth over a wider area to minimize stress and allow application of high torque to reduce risk of damage to the fastener or the tool
- Chrome tools comply with Military Spec MS-33787 and MIL-W-89823
- The unique spline wrenching configuration can also be used on ordinary six and 12-point fasteners with an advantage similar to the Snap-on® Flank Drive® wrenching system



SRES306

#		Stock No.	Working Torque, in-lb	A	B-B1	C-C1	
#18	9/16	SRES18	2,275	3	.818-1.04	13/32-1/2	•
#20	5/8	SRES20	2,450	3	.900-1.04	1/2-1/2	•
#22	11/16	SRES22	2,975	3	.989-1.04	1/2-1/2	•
#24	3/4	SRES24	3,500	3	1.08-1.04	1/2-1/2	•
#26	13/16	SRES26	4,410	3	1.16-1.04	1/2-1/2	•
#28	7/8	SRES28	4,900	3	1.26-1.04	1/2-1/2	•
#30	15/16	SRES30A	6,000	3	1.26-1.04	37/64-37/64	•

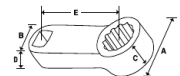
Set Contains: SRES306

Standard, mm

Stock No.	A	B	C	D	E
SRDHM30	9.5	11.9	6.6	6.6	25.4



SRDHM30



TORX® BIT SOCKETS

- TORX Plus® fasteners may be found in almost all vehicles from the 1999 model year to present
- Common applications include GM® transmission bell housing bolts and Ford® seat belt anchors
- Manufactured from special alloy steel, precision forged and heat treated for optimum strength and durability
- TORX Plus® bit offers higher torque transfer capability and reduces camout to fasteners

★ TORX®/Long, chrome (1/2")

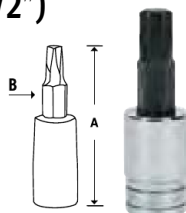
#	Stock No.	A	B
T70	K1820A	5-3/8	K1820A2
T50	STXL50E	4-5/8	STXL50E2
T55	STXL55E	4-5/8	STXL55E2
T60	STXL60E	4-5/8	STXL60E2



STXL55E K1820A

★ TORX®/Standard, chrome (1/2")

#	Stock No.	A	B
T55	STX55E	2-9/16	FTX55E2
T60	STX60E	3-11/32	STX60E2
T70	STX70E	3-1/2	STX70E2



STX70E

★ TORX Plus®/chrome (1/2")

#	Stock No.	A	B
45IP	STX45TPE	2-9/16	FTX45TPE2
50IP	STX50TPE	2-43/64	STX50TPE2
55IP	STX55TPE	2-3/4	FTX55TPE2
60IP	STX60TPE	3-9/32	STX60TPE2



STX60TPE



• Do not use chrome or industrial finish hand tools with impact drivers
• Read safety precautions on pages W1 to W4

METRIC HEX BIT SOCKETS



Hex/Standard, mm,
chrome (1/2")

Set Contains:

mm		A	B	
6	SAM6E	60.5	FAM6E2	•
8	SAM8E	62	FAM8E2	•
10	SAM10E	62.8	SAM10E2	•
12	SAM12E	81	SAM12E2	•
14	SAM14E	81	SAM14E2	•
16	SAM16E	95.2	SAM16E2	
17	SAM17E	93.7	SAM17E2	•
19	SAM19E	103.1	SAM17E2	•

Set includes magnetic storage tray

Hex/Long, mm, chrome (1/2")

mm		A	B
10	SAM10LE	152.4	SAM10LE2
12	SAM12LE	98	SAM12LE2



SAM12LE

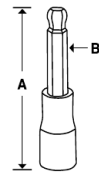
SAM12LE 1/2" Drive Metric 12 mm Long Hex Bit Socket

- Essential for removal or installation of bolt found on the lower forks of 2006 and newer Harley-Davidson® Dyna® series
- Used when servicing the internal parts of the fork

Ball Hex/Long, mm, chrome (1/2")

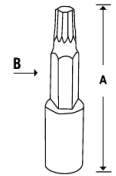
mm		A	B
12	SABLM12E	137.1	SABLM12E2

SABLM12E



Double Hex/Standard, mm, chrome (1/2")

Double Hex socket drivers and Triple Square socket drivers cannot be interchanged between applications. Triple square socket drivers have 90° corners. Double hex socket drivers have 120° corners. Using a Triple Square tool in a Double Hex application will strip the bolt head. In general, Triple Square tools are used on European vehicles and Double Hex tools are used on Asian vehicles.



mm		A	B
10	SADM10E	100.0	SADM10E2

SADM10E

SADM10E Double Hex Socket Driver

- Applications: Removal/installation of head bolts on Toyota® Highlander®, 4Runner®, Camry®, Matrix®, Corolla® and Lexus® IS300, GS300, SC300 vehicles

HEX BIT SOCKETS



Hex/Standard, inches (1/2")

Set Contains:

in			A	B	
5/16	SA10E	GSA10E	2-3/8	FA10E2	•
3/8	SA12E	GSA12E	2-1/2	SA12E2	•
7/16	SA14E	GSA14E	2-7/8	SA14E2	•
1/2	SA16E	GSA16E	3-1/16	SA16E2	•
9/16	SA18E	GSA18E	3-3/16	SA18E2	•
5/8	SA20E	GSA20E	3-11/32	LAW120E2	•
3/4	SA24E	GSA24E	4-1/16	LAW124E2	•

IMPACT DRIVERS AND SETS

Impact Drivers (1/2")

Impact Rated Hex Driver

- Manufactured from special alloy steel and heat treated for optimum strength and durability
- Snap-on® bits are designed with a precise fit and tight tolerances to prevent slippage and disengagement
- Outperforms one-piece design models – our two-piece design makes replacement economical and convenient



IMSA20

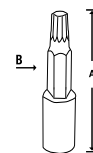
Stock No.	Size	Drive	A	B	Optional Ret Ring
IMSA20	5/8"	1/2"	3-1/2"	IMSA20-2	RR50130
IMSA22	11/16"	1/2"	3-1/2"	IMSA22-2	RR50130
IMSA24	3/4"	1/2"	3-1/2"	IMSA24-2	RR50130
IMSA28	7/8"	1/2"	3-1/2"	IMSA24-2	RR50130

- Bits can be easily replaced by hand - no need to put them in a vice and punch them out with a hammer
- 3/8" drive sizes – 12 and 14 mm, 1/2 and 9/16"
- 1/2" drive sizes – 5/8, 11/16, 3/4 and 7/8"
- Optional retaining rings available for added protection – RR37575 for 3/8" models and RR50130 for 1/2" models
- Designed for use with pneumatic or cordless impact guns
- Optional retaining ring ensures positive attachment to anvil

TRIPLE SQUARE BIT SOCKETS

- Double hex bit sockets and triple square bit sockets cannot be interchanged between applications
- Triple square bit sockets have 90° corners and double hex bit sockets have 120° corners
- Using a triple square bit socket in a double hex bit application will strip the bolt head

- In general, triple square bit sockets are used on European vehicles
- Pinless bits (no roll pin) provide a solid fit, are easily replaced and have no hole to collect dirt and grit
- Bits feature natural oil coat finish to protect against corrosion



Triple Square/Standard, mm, chrome (1/2")

mm		Stock No.	A	B	
Standard Length	10	STSM10E	88.9	STSM10E2	•
	12	STSM12E	109.5	STSM12E2	•
	14	STSM14E	108.0	STSM14E2	•
	16	STSM16E*	108.0	STSM16E2	•
	18	STSM18E	108.0	STSM18E2	•
Long	10	STSM10LE	156.3	STSM10LE2	•
	12	STSM12LE	147.6	STSM12LE2	•

Set Contains: TSS7KIT

*Tamper resistant

Set shown includes storage tray

STSM12E Metric Triple Square Driver

- Remove and install cylinder head bolts on Mercedes-Benz®, rear toe adjustment on 1999 and newer Audi® A6 and axle shaft bolts on new VW® vehicles

STSM14E Metric Triple Square Driver

- Applications include 2003 and later VW® Touareg® front axle bolts, 2003 and later Porsche® Cayenne® front axle bolts, various Audi®/VW® axle bolts and Audi® TT differential mount bolts and transmission drain plugs

STSM16E Metric Triple Square Driver

- Applications include Audi® TT clutch and belly pan, various VW®/Audi® transmission drain plugs (tamper resistant), 2003 and later VW® Touareg® front and rear brake caliper bolts, 2003 and later Porsche® Cayenne® brake caliper bolts, Detroit Diesel® flywheel bolts and front crank pulley on 900 and 4000 engines and head bolts on 900 engines

STSM18E Metric Triple Square Driver

- Applications include removing and installing rear axle bolts of 2006 VW® Jetta® and Golf® vehicles

STSM10LE Metric Triple Square Driver

- Applications Use on head bolts of these AUDI® engines, 2004 to present:
V8 4.2L
V6 2.8L (2 valves per cylinder)
V6 2.7L (5 valves per cylinder)
1.8L Turbo
AUDI® TT Axle Bolts



305STSMSE

Triple Square/Stubby, mm, chrome (1/2")

mm	Stock No.	A	B	
10	STSM10SE	59.4	STSM10SE2	•
12	STSM12SE	59.4	STSM12SE2	•
14	STSM14SE	63.2	STSM14SE2	•
16	STSM16SE	68.1	STSM16SE2	•
18	STSM18SE	69.8	STSM18SE2	•

Set Contains: 305STSMSE

STSM10SE Metric Triple Square Bit Socket

- Used for cylinder head bolts, drive shaft bolts and various other applications on VW®, Audi® and Mercedes® vehicles

STSM12SE Metric Triple Square Bit Socket

- Access exhaust manifold bolts on DD15 and Mercedes® 900/4000 engines. Also for the back of the turbo and some oil pans
- Head bolts and axle shaft bolts on VW®, Audi® and Mercedes® vehicles

STSM14SE Metric Triple Square Bit Socket

- Brake caliper bolts on VW®, Jetta®, Rabbit®, Passat®, EOS® and Tiguan®
- There is limited room due to the control arm in the way when backing out the fastener

STSM16SE Metric Triple Square Bit Socket

STSM18SE Metric Triple Square Bit Socket

- Rear axle bolts on Volkswagen® Jetta® and Golf®
- Bit sockets are chrome plated

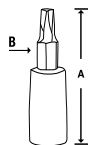


• Do not use chrome or industrial finish hand tools with impact drivers
• Read safety precautions on pages W1 to W4

SPECIAL APPLICATION BIT SOCKETS



SPDL10E



Polydrive Head Bolts, mm (1/2")

mm	Stock No.	Description	A	B
10	SPDL10E	1/2" Drive Metric 10 mm Polydrive Head Bolt Bit Socket	159	SPDL10E2

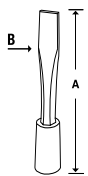
SPDL10E 1/2" Drive Metric 10 mm Polydrive Head Bolt Bit Socket

- Use to remove and install #10 polydrive cylinder head bolts on 1998 and later VW®/Audi® vehicles with 5 valve motors

FLAT TIP AND PHILLIPS® TIP BIT SOCKETS



SW32E

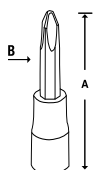


— Flat Tip/Standard, chrome (1/2")

mm	Stock No.	A	B
7/16 x .050	SW28E	3-1/16	SW28E2A
1/2 x .075	SW32E	3-1/16	SW32E2A
5/8 x .093	SW40E	3-1/4	SW40E2A



SP32E



+ PHILLIPS®/Standard, chrome (1/2")

mm	Stock No.	A	B
#3	SP32E	2-3/16	SP32E2
#4	SP42E	2-5/16	SP42E2

IMPACT DRIVERS AND SETS



PIT160



PIT3120EB

Impact Drivers (1/2")

Stock No.	Description
PIT160	Impact Driver
A26A	Drag Link Socket
SA10E	1/2" Drive SAE 5/16" Standard Hex Bit Socket
SA12E	Hex Driver
SA14E	1/2" Drive SAE 7/16" Standard Hex Bit Socket
SA16E	1/2" Drive SAE 1/2" Standard Hex Bit Socket
SA18E	1/2" Drive SAE 9/16" Standard Hex Bit Socket
SA20E	1/2" Drive SAE 5/8" Standard Hex Bit Socket
SP32E	1/2" Drive #3 PHILLIPS® Standard Bit Socket
SP42E	1/2" Drive #4 PHILLIPS® Standard Bit Socket
SW28E	1/2" Drive Flat Tip Standard Bit Socket
SW32E	1/2" Drive Flat Tip Standard Bit Socket
KRA142B	Metal Storage Case

PIT160 Impact Driver

- This 1/2" drive unit delivers cam action impact when struck with a hammer

PIT3120EB Impact Driver Set


- PIT160 Impact Driver plus sockets and socket drivers (12 pc) in KRA142B Metal Box

- Ideal for use on transmission bellhousing bolts, transaxle and suspension service
- Pull back collar for fast and easy attachment and removal of sockets
- Knurled release collar provides easy one hand operation
- Single body construction for maximum strength and locking mechanism specifically for impact use
- Female drive end recessed to accommodate newer style impact guns

Extensions/Locking

Stock No.	A	B	Set Contains:	
			303IMXL	303AIMXL
IMXL32	5/8	3-1/2	•	
IMXL52	5/8	5	•	
IMXL102	5/8	10	•	
IMXL182	5/8	18		•
IMXL242	5/8	24		•
IMXL312	5/8	31		•

Sets include storage tray



Extensions/Snap Ring Retention, industrial

Stock No.	A	B
IMX32B	5/8	3
IMX52	21/32	5-3/32
IMX112	21/32	11-1/4

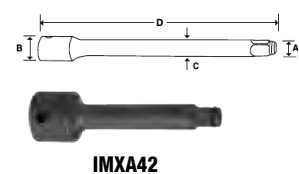
304IMX 4 pc 1/2" Drive Impact Extension Set

- (3) Extensions 3, 5-3/32 and 11-1/4" plus (1) Universal Joint in a storage tray



Extension Adaptor

Stock No.	A	B	C	D
IMXA42	3/8	1/2	1/2	4



Universal Joints (Impact)

Stock No.	Socket Attachment	A	B
IP80D	Pin Type	1-1/4	2-3/4
IP800	Ball Type	1-1/4	2-3/4

Set includes storage tray

202IP 2 pc Combination Universal Joint Set

- Includes 3/8" drive and 1/2" drive impact swivel universal joints



- Do not use chrome plated tools with impact drivers
- Read safety precautions on pages W1 to W4

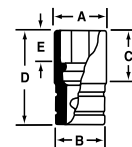
FLANK DRIVE® IMPACT SOCKETS



IMDM150A



315IMMYA



Shallow, mm

mm	Set Contains:		A	B	C	D	E	315IMMYA			
	6	12						312IMM	310IMMYA	315IMMYA	12
10	IMM100A	IMDM100A	15.0	22.6	22.2	38.1	7.9	•		•	•
11	IMM110A	IMDM110A	18.2	22.6	22.2	38.1	8.7	•		•	•
12	IMM120A	IMDM120A	19.0	24.3	22.2	38.1	9.5	•		•	•
13	IMM130A	IMDM130A	20.6	24.3	22.2	38.1	10.3	•		•	•
14	IMM140A	IMDM140A	22.2	24.3	22.2	38.1	10.3	•		•	•
15	IMM150A	IMDM150A	23.8	26.4	22.2	38.1	10.3	•	•	•	•
16	IMM160A	IMDM160A	24.6	26.4	22.2	38.1	11.9	•	•	•	•
17	IMM170A	IMDM170A	25.4	26.7	22.2	38.1	12.7	•	•	•	•
18	IMM180	IMDM180	26.7	26.7	19.1	38.1	12.7	•	•	•	•
19	IMM190	IMDM190	28.3	28.3	21.3	38.1	12.7	•	•	•	•
20	IMM200	IMDM200	29.9	29.9	21.1	38.1	14.2	•	•	•	•
21	IMM210	IMDM210	31.5	31.5	21.0	38.1	14.2	•	•	•	•
22	IMM220	IMDM220	33.3	33.3	21.4	38.1	15.9	•	•	•	•
23	IMM230	IMDM230	34.1	34.1	27.8	44.5	15.9	•	•	•	•
24	IMM240	IMDM240	34.9	34.9	27.8	44.5	15.9	•	•	•	•
25	IMM250	—	29.8	29.8	27.0	44.5	15.9		•		
26	IMM260	—	38.1	38.1	33.3	50.8	15.9				
27	IMM270	IMDM270	39.4	39.4	27.1	50.8	20.3		•		
29	IMM290	—	41.1	41.1	33.3	50.8	21.1				
30	IMM300	—	42.7	42.7	32.1	50.8	21.6				
32	IMM320	IMDM320	45.8	45.8	32.1	50.8	22.4				
34	IMM340	—	47.6	42.9	40.5	52.4	22.4				
36	IMM360	IMDM360	50.5	45.8	40.5	57.2	22.4				
39	—	IMDM390	53.8	39.6	36.8	50.8	22.3				
41	—	IMDM410	55.6	40.5	31.8	51.6	22.2				
46	IMM460	—	64.8	47.6	50.3	69.9	29.7				

Dimensions in () apply to 12-point sockets only.

Sets include storage tray

IMDM270 12-Point Metric Shallow-Impact Socket

- CFDS12B–CFDS24B sockets (3/8–3/4")
- (8 pc) plus CFS949A ratchet in C0800 kit bag

IMDM320 12-Point Metric Shallow Impact Socket

- **Applications:** Service axle nuts on Mercedes-Benz® w140 chassis 1992–1999 SC and SL Class, Porsche® Boxster®, Cayenne® and 944 plus BMW® x3, X5 and X6 Series 2007 vehicles and later
- Other uses include drive shaft nuts on VW® Touareg® vehicles 2003 and later

IMDM360 1/2" Drive 12-Point Metric 36 mm Flank Drive® Shallow Impact Socket

- Snap-on® impact sockets are heat-treated to optimize impact service life with a lower hardness than hand sockets and are able to withstand repeated cycling loads of impact wrenches
- Snap-on® uses a proprietary blend of special alloy socket steel that provides long life and great strength
- Flank Drive® wrenching system delivers up to 20% more turning power without slipping or rounding while exceeding ANSI® performance standards

IMDM390 12-Point Metric Shallow Impact Socket

- Use on front axle hub of 2007 Toyota® Tundra 4WD
- **Applications:** Use for servicing Inner Rack and Pinion Nuts on BMW® X5® and X6® vehicles

IMDM410 12-Point Metric Shallow Impact Socket

- **Applications:** For removing and installing the lower ball joint on 2013 current BMW® 5 and 7 series vehicles
- 41 mm, 12-point, 1/2" drive

FLANK DRIVE® IMPACT SOCKETS

1/2" DRIVE TOOLS



Shallow, inches

II	6	12	Set Contains:							
			A	B	C	D	E	6	12	12
3/8	IM120A	IMD120A	19/32	29/32	7/8	1-1/2	5/16	•	•	•
7/16	IM140A	IMD140A	23/32	29/32	7/8	1-1/2	11/32	•	•	•
1/2	IM160A	IMD160A	13/16	29/32	7/8	1-1/2	13/32	•	•	•
9/16	IM180A	IMD180A	7/8	29/32	7/8	1-1/2	13/32	•	•	•
5/8	IM200	IMD200	15/16	1	7/8	1-1/2	15/32	•	•	•
11/16	IM220	IMD220	1-1/16	1-1/16	3/4	1-1/2	1/2	•	•	•
3/4	IM240	IMD240	1-1/8	1-1/8	3/4	1-1/2	1/2	•	•	•
13/16	IM260	IMD260	1-1/4	1-1/4	3/4	1-1/2	1/2	•	•	•
7/8	IM280	IMD280	1-5/16	1-5/16	13/16	1-1/2	9/16	•	•	•
15/16	IM300	IMD300	1-3/8	1-3/8	1-1/16	1-3/4	3/4	•	•	•
1	IM320	IMD320	1-7/16	1-7/16	1-1/16	1-3/4	3/4	•	•	•
1-1/16	IM340	—	1-9/16	1-9/16	1	2	13/16			
1-1/8	IM360	IMD360	1-5/8	1-5/8	1	2	13/16		•	
1-3/16	IM380	—	1-11/16	1-1/2	1-3/32	2	13/16			
1-1/4	IM400	IMD400	1-3/4	1-1/2	1-5/32	2	13/16		•	
1-5/16	IM420H	—	1-7/8	1-1/2	1-3/8	2	7/8			
1-3/8	IM440	—	1-15/16	1-1/2	1-3/8	2	7/8			
1-7/16	IM460	—	2	1-1/2	1-3/8	2	15/16			
1-1/2	IM480	—	2-1/8	1-9/16	1-3/8	2	15/16			
1-9/16	IM500	—	2-1/4	1-5/8	1-11/16	2-5/16	15/16			

Sets shown include storage tray



Semi-Deep, mm

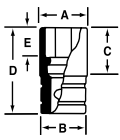
mm	6	Set Contains:				
		A	B	D	E	6
15	IMMS150	23.7	23.7	55.9	10.7	•
16	IMMS160	24.4	24.4	55.9	11.9	•
17	IMMS170	25.3	25.3	55.9	11.2	•
18	IMMS180	26.8	26.8	55.9	12.7	•
19	IMMS190	28.5	28.5	55.9	14.2	•
20	IMMS200	30.0	30.0	55.9	14.2	•
21	IMMS210	31.6	31.6	55.9	14.2	•
22	IMMS220	33.2	33.2	60.4	14.2	•
23	IMMS230	34.0	34.0	60.4	16.2	•
24	IMMS240	34.9	34.9	60.4	15.5	•
25	IMMS250	36.3	36.3	60.4	16.2	•
27	IMMS270	39.6	39.6	60.4	20.3	•

Set shown includes storage tray



• Read safety precautions on pages W1 to W4

FLANK DRIVE® IMPACT SOCKETS



315SIMMYA

Deep, mm

mm	Set Contains:		A	B	C	D	E	Set Contains:							
	6	12						305SIMMY	310SIMMYA	310SIMMADDON	312SIMM	315SIMMYA	325SIMM	312SIMDM	
10	SIMM100A	SIMDM100	15.0	23.2	66.7	82.6	7.9		•				•	•	
11	SIMM110A	SIMDM110	18.2	23.2	66.7	82.6	8.7		•				•	•	
12	SIMM120A	SIMDM120	19.0	23.2	66.7	82.6	9.5		•				•	•	
13	SIMM130A	SIMDM130	20.6	23.2	66.7	82.6	10.3		•				•	•	
14	SIMM140A	SIMDM140	22.2	23.2	66.7	82.6	10.3		•				•	•	
15	SIMM150A	SIMDM150	23.8	23.8	50.0	82.6	10.3		•		•	•	•	•	•
16	SIMM160A	SIMDM160	24.6	24.6	50.0	82.6	11.9		•		•	•	•	•	•
17	SIMM170	SIMDM170	25.1	25.1	57.9	82.6	11.2		•		•	•	•	•	•
18	SIMM180	SIMDM180	26.7	26.7	61.0	82.6	12.7		•		•	•	•	•	•
19	SIMM190	SIMDM190	28.3	28.3	61.0	82.6	14.2		•		•	•	•	•	•
20	SIMM200	SIMDM200	29.9	29.9	61.0	82.6	14.2				•	•	•	•	•
21	SIMM210	SIMDM210	31.5	31.5	61.0	82.6	14.2				•	•	•	•	•
22	SIMM220	SIMDM220	33.1	33.1	71.6	88.9	15.7				•	•	•	•	•
23	SIMM230	SIMDM230	33.1	33.1	64.3	88.9	15.9				•	•	•	•	•
24	SIMM240	SIMDM240	34.9	34.9	63.5	88.9	15.9				•	•	•	•	•
25	SIMM250	SIMDM250	36.3	36.3	63.5	88.9	15.9				•	•	•	•	•
26	SIMM260	—	37.9	37.9	71.0	88.9	19.8				•	•	•	•	•
27	SIMM270	SIMDM270	39.4	39.4	71.0	88.9	20.3				•	•	•	•	•
28	SIMM280A	—	41.0	41.0	71.0	88.9	20.8				•	•	•	•	•
29	SIMM290	SIMDM290	41.3	41.3	71.6	88.9	21.3	•		•			•	•	
30	SIMM300	SIMDM300	42.9	42.9	71.6	88.9	21.6	•		•			•	•	
32	SIMM320	SIMDM320	45.8	45.8	71.6	88.9	22.4				•	•	•	•	•
33	SIMM330	SIMDM330	46.0	46.0	72.8	88.9	22.4				•	•	•	•	•
34	SIMM340	SIMDM340	49.3	49.3	72.8	88.9	22.6	•		•			•	•	•
35	SIMM350	SIMDM350	50.8	50.8	72.8	88.9	22.9	•		•			•	•	•
36	SIMM360	SIMDM360	50.8	50.8	72.8	88.9	22.9	•		•			•	•	•

Sets shown include storage tray



313SIMA

Deep, inches

Inch	Set Contains:		A	B	C	D	E	Set Contains:				
	6	12						309SIMYA	313SIMA	320SIM*	313SIMD	
3/8	SIM120A	—	19/32	29/32	2-5/8	3-1/4	5/16				•	
7/16	SIM140A	—	23/32	29/32	2-5/8	3-1/4	11/32				•	
1/2	SIM160A	SIMD160A	13/16	29/32	2-5/8	3-1/4	3/8	•	•	•	•	•
9/16	SIM180A	SIMD180A	7/8	29/32	2-5/8	3-1/4	13/32	•	•	•	•	•
5/8	SIM200	SIMD200A	31/32	29/32	2-5/8	3-1/4	15/32	•	•	•	•	•
11/16	SIM220	SIMD220A	1-1/16	1-1/16	2-5/8	3-1/4	1/2	•	•	•	•	•
3/4	SIM240	SIMD240A	1-1/8	1-1/8	2-5/8	3-1/4	9/16	•	•	•	•	•
13/16	SIM260	SIMD260A	1-1/4	1-1/4	2-5/8	3-1/4	19/32	•	•	•	•	•
7/8	SIM280	SIMD280A	1-5/16	1-5/16	2-3/32	3-1/2	9/16	•	•	•	•	•
15/16	SIM300	SIMD300A	1-3/8	1-3/8	2-3/32	3-1/2	3/4	•	•	•	•	•
1	SIM320	SIMD320A	1-7/16	1-7/16	2-7/8	3-1/2	3/4	•	•	•	•	•
1-1/16	SIM340	SIMD340A	1-9/16	1-9/16	2-11/16	3-1/2	25/32				•	•
1-1/8	SIM360	SIMD360A	1-5/8	1-5/8	2-11/16	3-1/2	25/32				•	•
1-3/16	SIM380	SIMD380A	1-11/16	1-1/2	2-11/16	3-1/2	25/32				•	•
1-1/4	SIM400	SIMD400A	1-3/4	1-1/2	2-11/16	3-1/2	1				•	•
1-5/16	SIM420H	—	1-7/8	1-1/2	2-11/16	3-1/2	15/16				•	•
1-3/8	SIM440	—	2	1-1/2	2-11/16	3-1/2	15/16				•	•
1-7/16	SIM460	—	2	1-1/2	2-21/32	3-1/2	15/16				•	•
1-1/2	SIM480	—	2-1/8	1-9/16	2-5/8	3-1/2	15/16				•	•
1-9/16	SIM500	—	2-1/4	1-5/8	2-5/8	3-1/2	15/16				•	•
1-5/8	SIM520	—	2-3/8	1-3/4	2-7/8	3-1/2	15/16				•	•

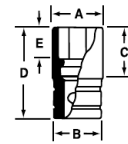
Sets shown include storage tray unless noted

*Does not include storage tray

FLANK DRIVE® IMPACT SOCKETS






311IMFSY




Set Contains:
311IMFSY

Shallow Thin Wall, inches

		A	B	C	D	E	
3/8	IMFS120	19/32	7/8	3/8	1-1/2	7/32	•
7/16	IMFS140	11/16	7/8	9/16	1-1/2	11/32	•
1/2	IMFS160	3/4	7/8	5/8	1-1/2	3/8	•
9/16	IMFS180	13/16	7/8	11/16	1-1/2	13/32	•
5/8	IMFS200	29/32	29/32	3/4	1-1/2	15/32	•
11/16	IMFS220	1	1	13/16	1-1/2	1/2	•
3/4	IMFS240	1-1/16	1-1/16	13/16	1-1/2	1/2	•
13/16	IMFS260	1-1/8	1-1/8	25/32	1-1/2	1/2	•
7/8	IMFS280	1-7/32	1-7/32	29/32	1-1/2	9/16	•
15/16	IMFS300	1-5/16	1-5/16	1-3/16	1-17/32	3/4	•
1	IMFS320	1-3/8	1-3/8	1-3/16	1-9/16	3/4	•
1-1/16	IMFS340	1-7/16	1-7/16	1-1/4	1-11/16	13/16	
1-1/8	IMFS360	1-1/2	1-1/2	1-1/4	1-3/4	13/16	
1-3/16	IMFS380	1-5/8	1-5/8	1-1/4	1-3/4	13/16	
1-1/4	IMFS400	1-11/16	1-11/16	1-1/4	1-7/8	13/16	
1-5/16	IMFS420	1-3/4	1-3/4	1-1/4	1-7/8	13/16	
1-3/8	IMFS440	1-13/16	1-13/16	1-1/4	2-1/16	13/16	
1-7/16	IMFS460	1-29/32	1-29/32	1-3/8	2-1/16	13/16	
1-1/2	IMFS480	2	2	1-3/8	2-1/16	13/16	

Set shown includes storage tray

1/2" DRIVE TOOLS



SIMML180




SIML200

Extra Deep, inches

- Use for removing or replacing fuel tank retaining strap nuts
- Also has applications on emergency brake adjustment nuts and stabilizer retainers

Extra Deep, mm

	Stock No.	A	B	C	D	E
15	SIMML150	23.2	26.4	110.2	127.0	10.7
18	SIMML180	26.8	26.8	54.8	127.0	12.7

SIMML180 6-Point Metric Extra Deep Impact Socket

- Remove and install the fuel tank hold down strap on International 4400 chassis
- The fuel tank must be removed to replace the fuel sending unit
- 5" long to reach through the frame to access the fastener without the need of an extension





SIMMF21A

Extra Deep/Thin Wall, mm

Sockets are 34% thinner than a standard thin wall socket. Use to access nut on long studs and other hard to reach areas. Ideal for wheel lugs.

Size, mm	Stock No.	A	B	C	D	E
14	SIMMF14A	20.6	23.8	50.8	76.2	25.4
17	SIMMF17A	23.8	23.8	50.8	76.2	25.4
19	SIMMF19A	25.4	25.4	50.8	76.2	25.4
21	SIMMF21A	28.6	28.6	50.8	76.2	25.4
22	SIMMF22A	30.2	30.2	50.8	76.2	25.4


		A	B	C	D	E
1/2	SIML160*	25/32	15/16	4-1/4	5	3/8
9/16	SIML180	7/8	15/16	4-1/4	5	13/32
5/8	SIML200	31/32	1	4-1/4	5	15/32
11/16	SIML220	1-1/16	1-1/16	4-1/4	5	1/2
3/4	SIML240	1-1/8	1-1/8	4-1/4	5	9/16
13/16	SIML260	1-1/4	1-1/4	4-1/4	5	19/32
7/8	SIML280	1-5/16	1-5/16	4-1/4	5	21/32
15/16	SIML300	1-3/8	1-3/8	4-1/4	5	23/32
1	SIML320	1-7/16	1-7/16	4-3/8	5	3/4
1-1/16	SIML340	1-9/16	1-9/16	4-3/8	5	25/32
1-1/8	SIML360	1-5/8	1-5/8	4-3/8	5	25/32

*ASME®/ANSI® B107.2



SIMM360TW

Deep Thin Wall, mm

	Stock No.	A	B	C	D	E
36	SIMM360TW	47.2	45.8	72.8	88.9	22.9

SIMM360TW Axle Nut Socket

- Thin wall design provides the extra room needed to remove and install the axle nut on Chevrolet® Sonic® vehicles



• Read safety precautions on pages W1 to W4

FLANK DRIVE® IMPACT SWIVEL SOCKETS



Shallow Swivel, mm

mm	Set Contains:		A	B	C	D	E	307IPLMY	
	6	12						6	6
10	IPLM10C	—	15.5	26.8	26.8	69.3	9.7		•
11	IPLM11C	—	17.5	26.8	26.8	69.3	9.7		•
12	IPLM12C	IPDLM12	18.0	26.8	26.8	69.3	9.7		•
13	IPLM13C	IPDLM13A	19.7	26.8	26.8	69.3	9.7		•
14	IPLM14C	—	21.3	26.8	26.8	69.3	9.7	•	•
15	IPLM15C	—	23.0	31.9	31.9	69.3	9.7	•	•
16	IPLM16C	IPDLM16A	24.4	31.9	31.9	71.1	10.4		•
17	IPLM17C	IPDLM17A	25.3	31.9	31.9	71.1	10.4	•	•
18	IPLM18C	IPDLM18A	26.5	31.9	31.9	71.1	10.4	•	•
19	IPLM19C	—	26.8	31.9	31.9	71.1	11.2	•	•
21	IPLM21C	—	30.0	31.9	31.9	71.1	12.7	•	•
22	IPLM22C	—	32.4	31.9	31.9	74.4	14.2		
24	IPLM24C	—	34.0	31.9	31.9	74.4	15.0	•	•

Sets shown include storage tray



Shallow Swivel, inches

In	Set Contains:		A	B	C	D	E	307IPLY	
	6	12						6	6
1/2	IPL16C	IPDL16	25/32	1-1/32	1-1/32	2-3/4	5/16		•
9/16	IPL18C	—	27/32	1-1/32	1-1/32	2-3/4	5/16	•	•
5/8	IPL20C	IPDL20	31/32	1-1/16	1-1/16	2-3/4	5/16	•	•
11/16	IPL22C	—	1-1/16	1-1/16	1-1/16	2-13/16	13/32	•	•
3/4	IPL24C	—	1-1/8	1-1/16	1-1/16	2-13/16	7/16	•	•
13/16	IPL26C	—	1-3/16	1-1/16	1-1/16	2-13/16	1/2		•
7/8	IPL28C	—	1-9/32	1-1/16	1-1/16	2-15/16	17/32	•	•
15/16	IPL30C	—	1-11/32	1-1/16	1-1/16	2-15/16	19/32	•	•
1	IPL32C	—	1-11/32	1-1/16	1-1/16	2-15/16	21/32		•
1-1/16	IPL34C	—	1-7/16	1-1/16	1-1/16	2-15/16	11/16		•
1-1/8	IPL36C	—	1-9/16	1-1/16	1-1/16	3-1/8	3/4	•	•
1-3/16	IPL38C	—	1/1/16	1-1/4	1-1/4	3-3/8	23/32		•
1-1/4	IPL40C	—	1-5/8	1-1/16	1-1/16	3-3/16	25/32		
1-5/16	IPL42C	—	1-3/4	1-1/16	1-1/16	3-3/16	7/8		

Sets shown include storage tray



Semi Deep Swivel, mm

mm	6	A	B	C	D	E
15	IPSM15	23.0	31.9	31.9	80.6	9.7
18	IPSM18	26.5	31.9	31.9	82.4	10.4
21	IPSM21	30.0	31.9	31.9	82.4	12.7
22	IPSM22	32.4	31.9	31.9	82.4	14.2

IPSM21 Metric Semi Deep Impact Swivel Socket

- Applications: Use to remove pinion nuts on 2003 GM® and 2004 Dodge® trucks with 11.5 AAM axles
- Other used include Duramax® diesel front crankshaft bolts and late model BMW® axle shafts



Deep Swivel, inches

In	6	A	B	C	D	E
9/16	SIP18A	7/8	1-1/16	1-1/16	3-1/2	5/16
3/4	SIP24A	1-1/16	1-1/16	1-1/16	3-31/32	7/16

SPECIAL APPLICATION IMPACT SOCKETS



Shallow TORX® Impact

IMSLE240

#	Stock No.	A	B	C
E18	IMSLE180	29/32	29/32	1-1/2
E20	IMSLE200	15/16	15/16	1-1/2
E24	IMSLE240	1-1/16	1-1/16	1-1/2

IMSLE240 TORX® Impact Socket

- Front axle nut on M, C, E and S class Mercedes® vehicles



Twist, Shallow, inches

Removes rounded/damaged fasteners

305TTWYA

In	Stock No.	A	B	C	D
3/4	TTWY241A	1-1/32	1	1	1-5/8
13/16	TTWY261A	1-1/8	1	1	1-5/8
7/8	TTWY281A	1-3/16	1-1/16	1	1-5/8
15/16	TTWY301A	1-1/4	1-3/16	1	1-5/8
1	TTWY321A	1-5/16	1-1/4	1	1-5/8

305TTWYA 5 pc 1/2" Drive SAE Shallow Twist Impact Socket Set (Blue-Point®)

- Includes (5 pc) (3/4-1")

Shackle Pin

Designed with an oval configuration to service shackle pins on International Harvester® and Kenworth® semi trucks.



SPS10A

SPS10A 1/2" Drive 41/64" Shackle Pin SAE Impact Socket

SPS11A Shackle Pin Socket

- 21/32 x 1-17/32 x 1-3/4" long

SPS12 Shackle Pin Socket

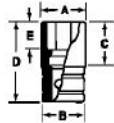
- Manufactured from special billet alloy steel and heat treated for optimum strength and durability
- Impact rated 1/2" drive
- Socket opening is 3/4" x 1-9/32" – 1-3/4" long

SPS13 Spring Shackle Pin Socket

- Manufactured from special alloy steel, precision machined and heat treated for optimum strength and durability
- Hardened pins for engaging shackle pin



DPSM16



Shallow 10 pt., mm

mm	10	A	B	D	E
16	DPSM16	24.6	24.6	38.1	11.9

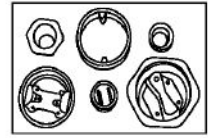
DPSM16 1/2" Drive 10-Point Metric 16 mm Shallow

Impact Socket

- The DPSM16 is for removing the rear lower control arm bolts on 2001 and newer Honda® Civic® and Acura® RSX® vehicles
- Forged from tough alloy steel
- Heat-treated to a lower hardness to add impact resistance and ductility



A172A



Drum Plug Socket

A172A

- One socket removes virtually all screw-in drum plugs or caps
- Spring-loaded inner wrench handles smaller plugs and recesses automatically when removing large plugs
- Use with a 1/2" drive ratchet or impact wrench

Crank Shaft Bolt Socket

S6324 Crank Shaft Bolt Socket

- For removing and installing crank shaft bolts on Audi® A4®, A6® and A8® vehicles
- Socket is 1/2" drive 24 mm and overall length is 2" which is critical to the crank shaft bolt application
- Manufactured from special alloy steel
- Precision forged and heat treated for optimum strength and durability
- Flank Drive® wrenching system grips fastener on the flanks/flats increasing torque by 15–20% while preventing the fastener from rounding and increasing the life of the socket



S6324



SIMDM360TW

Deep Thin Wall, mm

mm	6	A	B	C	D	E
36	SIMDM360TW	47.2	44.5	72.8	88.9	22.9

SIMDM360TW Axle Nut Socket

- Thin wall design provides extra room needed to remove and install the differential pinion flange nut on the 2012 Chevy® Camaro® (USA) and Holden® Commodore (Australia) vehicles

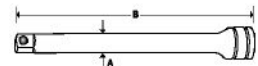
POWER ACCESSORIES

Extensions/Lock Button, industrial

Stock No.	A	B
PS2	5/8	2
PS3	5/8	3-1/2
PS5	5/8	5
PS10	5/8	10



PS2

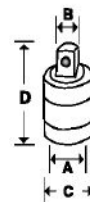


Adaptors (Power)

Stock No.	Socket Attachment	A	B	C	D
PA2A	Pin Type	3/8	1/2	3/4	1-5/16



PA2A



Hex Shanks (Power)

Stock No.	Socket Attachment	A	B	C	D
A3011A	Pin Type	1/2	7/16	1-1/4	2-3/4

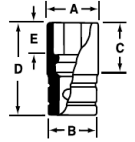


A3011A



- Do not use chrome or industrial finish power tools with impact drivers
- Do not use industrial finish power tools with impact drivers
- Read safety precautions on pages W1 to W4

POWER SOCKETS



SPM19

Deep, mm, industrial

mm	6	A	B	C	D	E
17	SPM17	24.6	24.6	66.6	82.6	12.7
19	SPM19	26.4	26.4	64.8	82.6	11.9
21	SPM21	28.3	28.3	64.8	82.6	12.3

Double Square/Shallow, inches, industrial



P412

II	8	A	B	C	D	E
3/8	P412	13/32	7/8	7/8	1-1/2	5/16
7/16	P414	13/16	15/16	7/8	1-1/2	3/8
1/2	P416	29/32	1	7/8	1-1/2	5/16
9/16	P418	1	1-1/8	7/8	1-1/2	1/2
5/8	P420	1-3/32	1-3/16	7/8	1-1/2	1/2
11/16	P422	1-7/32	1-1/4	7/8	1-1/2	13/32
3/4	P424	1-5/16	1-3/8	7/8	1-1/2	9/16
13/16	P426	1-7/16	1-7/16	7/8	1-1/2	5/8
7/8	P428	1-1/2	1-1/2	1-1/32	1-3/4	5/8
1	P432	1-23/32	1-3/4	1-1/8	1-3/4	3/4



SIPR426

Double Square/Deep, inches, industrial

II	8	A	B	C	D	E
13/16	SIPR426	1-7/16	1-3/8	2-9/16	3-1/4	5/8
1	SIPR432	1-3/4	1-1/2	2-11/16	3-1/2	3/4
1-1/8	SIPR436	1-15/16	1-51/64	2-23/32	3-1/2	27/32



SIPRL436

Double Square/Extra Deep, inches, industrial

II	8	A	B	C	D	E
1-1/8	SIPRL436	1-15/16	1-1/2	4-13/32	5	27/32



MPK121A

Shallow Magnetic, inches, industrial

II	6	A	B	C	D
3/8	MPK121A	19/32	7/8	1-1/2	1/8
7/16	MPK141A	11/16	7/8	1-1/2	5/32
1/2	MPK161A	25/32	15/16	1-1/2	5/32
9/16	MPK181A	7/8	15/16	1-1/2	5/32

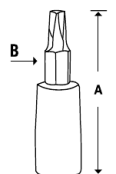
POWER BIT SOCKETS



PSTX50E



TORX®/Standard (Power), industrial (1/2")

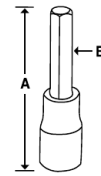
#	Stock No.	A	B
T45	PSTX45E	2-7/16	FTX45E2
T50	PSTX50E	2-7/16	FTX50E2
T50	PSTX500E*	2-7/16	FTX500E2
T55	PSTX55E	2-7/16	FTX55E2



*GM® Style

Hex/Standard (Power), inches, industrial (1/2")



		A	B
5/16	PSA10E	2-7/16	FA10E2
3/8	PSA12E	2-9/16	SA12E2
7/16	PSA14E	2-7/8	SA14E2
1/2	PSA16E	3-1/16	SA16E2
9/16	PSA18E	3-1/8	SA18E2
5/8	PSA20E	3-7/16	LAW120E2
3/4	PSA24E	4-1/16	LAW124E2

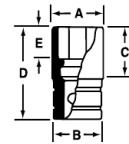


PSA10E

SURFACE DRIVE SOCKETS

Shallow, mm, natural



		A	B	C	D	E
15	DTM15A	22.3	22.9	21.3	38.1	10.7



DTM15A

Deep, mm, natural



Surface drive sockets will engage with a fastener while rotating on a power nut runner

		A	B	C	D	E
13	DTSM13A	19.3	21.8	65.8	82.6	10.2
15	DTSM15A	22.3	21.8	65.8	82.6	10.7



DTSM13A

Deep, inches, natural



		A	B	C	D	E
1/2	DTS16A	3/4	29/32	2-19/32	3-1/4	13/32
9/16	DTS18A	13/16	29/32	2-19/32	3-1/4	13/32



DTS16A

Surface Drive (M-Series)

- Snap-on® M-series sockets offer a precise fit, optimum hardness, durability, ring-groove and pin hole for use on a variety of industrial fastening applications
- M-series sockets feature surface drive technology to ensure a long service life
- Use in the industrial market for assembly line work
- The lead in chamfer and special design of these sockets will engage with a fastener while rotating on a power nut runner

		A	B	C	D	E
11	M3111	16.6	23.6	19.1	38.1	8.1
13	M3113	22.0	23.6	19.1	38.1	9.7
15	M3115	23.6	23.6	21.3	38.1	12.4
15	M3215	23.6	23.6	40.4	57.2	12.4
18	M3118	28.4	28.4	21.3	38.1	11.2



M3115



- Do not use chrome or industrial finish hand tools with impact drivers
- Read safety precautions on pages W1 to W4

GENERAL SERVICE SETS



344AMB



360MB

12-Point, inches, chrome



44 pc 1/2" Drive SAE 6-/12-Point Shallow/Deep/Universal General Service Socket Set




- Includes (16) 12-point shallow sockets (3/8–1-5/16")
- Includes (11) 12-point deep sockets (1/2–1-1/8")
- Includes (7) 6-point universal sockets (9/16–15/16")
- Includes ratchet spinner, speeder, universal joint, sliding T-handle, ratcheting adaptor, Dual 80[®] Technology standard handle ratchet, 18" breaker bar, 2" extension, 5" knurled extension and 11" knurled extension

6/12-Point, inches, chrome

59 pc 1/2" Drive SAE 6-/12-Point Shallow/Deep/Universal General Service Socket Set

- Includes (16) 12-point shallow sockets (3/8–1-5/16")
- Includes (11) 6-point deep sockets (1/2–1-1/8")
- Includes (10) 12-point deep sockets (1/2–1-1/16")
- Includes (7) 6-point universal sockets (9/16–15/16")
- Includes ratchet spinner, speeder, universal joint, sliding T-handle, ratcheting adaptor, Dual 80[®] Technology standard handle ratchet, 18" breaker bar, 2" extension, 5" knurled extension, 11" knurled extension, 3-1/2" extension and 1/4–1/2" capacity stud remover
- Includes metal box

	12-Point Shallow Sockets		12-Point Deep Sockets
3/8	SW121A	1/2	S161A
7/16	SW141A	9/16	S181A
1/2	SW161A	5/8	S201
9/16	SW181A	11/16	S221
5/8	SW201	3/4	S241
11/16	SW221	13/16	S261
3/4	SW241	7/8	S281
13/16	SW261	15/16	S301
7/8	SW281	1	S321
15/16	SW301	1-1/16	S341
1	SW321	1-1/8	S361
1-1/16	SW341		
1-1/8	SW361		
1-3/16	SW381		
1-1/4	SW401		
1-5/16	SW421		

	12-Point Shallow Sockets		6-Point Deep Sockets		12-Point Deep Sockets
3/8	SW121A	1/2	TS161A	1/2	S161A
7/16	SW141A	9/16	TS181A	9/16	S181A
1/2	SW161A	5/8	TS201	5/8	S201
9/16	SW181A	11/16	TS221	11/16	S221
5/8	SW201	3/4	TS241	3/4	S241
11/16	SW221	13/16	TS261	13/16	S261
3/4	SW241	7/8	TS281	7/8	S281
13/16	SW261	15/16	TS301	15/16	S301
7/8	SW281	1	TS321	1	S321
15/16	SW301	1-1/16	TS341	1-1/16	S341
1	SW321	1-1/8	TS361		
1-1/16	SW341				
1-1/8	SW361				
1-3/16	SW381				
1-1/4	SW401				
1-5/16	SW421				


6-Point Universal Sockets Set	307SUY	9/16–15/16" (7 pc)
Also Includes:	LRS70A	1-19/32" Ratchet Spinner
	S4	18-7/8" Speeder
	S8	1/2" Drive Universal Joint
	S12L	12" Sliding T-Handle
	S77A	Ratcheting Adaptor
	S80A	Sealed Ratchet
	SN18B	18" Breaker Bar
	SX2	2" Extension
	SXK5	5" Knurled Extension
	SXK11	11" Knurled Extension

6-Point Universal Sockets Set	307SUY	9/16–15/16" (7 pc)
Also Includes:	S12L	12" Sliding T-Handle
	S77A	Ratcheting Adaptor
	SN18B	18" Breaker Bar
	SX2	2" Extension
	SXK3	3-1/2" Extension
	SXK5	5" Knurled Extension
	SXK11	11" Knurled Extension
	A80A	1/4–1/2" Capacity Stud Remover
	LRS70A	1-19/32" Ratchet Spinner
	S80A	Sealed Ratchet
	S4	18-7/8" Speeder
S8	2-11/16" Universal Joint	



345MMB

12-Point, mm, chrome

	12 Point Socket Sets	Also Includes:	S4	18-7/8" Speeder
(23 pc) (10-32)	323SWM		S8	2-11/16" Universal Joint
(13 pc) (12-24)	313SMYA		S12L	12" Sliding T-Handle
			S77A	Ratcheting Adaptor
			S80A	Sealed Ratchet
			SN18B	18" Breaker Bar
			SXK3	3-1/2" Extension
			SXK5	5" Knurled Extension
			SXK11	11" Knurled Extension




317MSPC




317AMMPC

6-Point, inches, chrome

	6-Point Shallow Sockets	Also Includes:	S80A	Sealed Ratchet
3/8	TW121A		SXK5	5" Knurled Extension
7/16	TW141A		SXK11	11" Knurled Extension
1/2	TW161A		SN18B	18" Breaker Bar
9/16	TW181A			
5/8	TW201			
11/16	TW221			
3/4	TW241			
13/16	TW261			
7/8	TW281			
15/16	TW301			
1	TW321			
1-1/16	TW341			
1-1/8	TW361			

Shallow, mm, chrome

	6-Point Shallow Sockets	Also Includes:	S80A	Sealed Ratchet
12	TWM12A		SXK5	5" Knurled Extension
13	TWM13A		SXK11	11" Knurled Extension
14	TWM14A		SN18B	18" Breaker Bar
15	TWM15A			
16	TWM16			
17	TWM17			
18	TWM18			
19	TWM19			
20	TWM20			
21	TWM21			
22	TWM22			
23	TWM23			
24	TWM24			

12-Point, inches, chrome

317MPC 17 pc 1/2" Drive SAE 12-Point General Service Socket Set

- Includes (13) sockets (3/8-1-5/16"), 5" extension, 11" extension, 18" breaker bar and standard handle ratchet
- Includes storage tray



317MPC



- Do not use "cheater bars" on handles
- Read safety precautions on pages W1 to W4

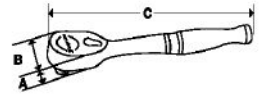
RATCHETS, HANDLES AND ACCESSORIES Blue-Point®



BPRSR940



BPRSR940SG



Quick Release Ratchets (Blue-Point®) (1/2")

Stock No.	Description	Gear Teeth	Swing Arc	A	B	C	Repair Kit
BPRSR940	1/2" Drive Standard Handle Quick-Release Ratchet (Blue-Point®)	40	9°	23/32	1-23/32	9-7/8	RKRBPRSR940
BPRSR940SG	1/2" Drive Standard Handle Soft Grip Quick-Release Ratchet (Blue-Point®)	40	9°	23/32	1-23/32	9-7/8	RKRBPRSR940

ASME®/ANSI® B107.10

BPR703 3 pc Standard Handle Quick-Release Ratchet Set (Blue-Point®)

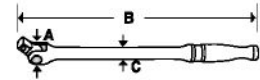
- 1/4" drive BPRTR936, 3/8" drive BPRFR938 and 1/2" drive BPRSR940 Ratchets (3 pc) in storage tray



BLPBB1215



BLPBB1224



Breaker Bars (Blue-Point®) (1/2")

Stock No.	Description	A	B	C
BLPBB1215	1/2" Drive 15" Breaker Bar	1-1/8	15	3/4
BLPBB1224	1/2" Drive 12-24" Adjustable Breaker Bar	1-1/16	12-24	5/8-7/8



S13TURBO



SXLBP10

Turbo T-Handles (Blue-Point®)

Stock No.	Description	Handle Type
S13TURBO	1/2" Square Drive Turbo Speed T-Handle	Turbo T-Handle

Locking Extensions, chrome (Blue-Point®)

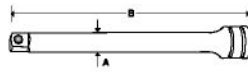
Stock No.	B	Set Contains:
SXLBP3	3	•
SXLBP6	6	•
SXLBP10	10	•

303SXLBP
Set Contains:

Set shown includes storage tray



BLPEXTK123

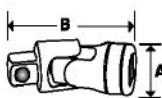


Knurled Extensions, chrome (Blue-Point®)

Stock No.	B
BLPEXTK123	3
BLPEXTK126	6
BLPEXTK1210	10



BLPUJ12



Universal Joints, chrome (Blue-Point®)

Stock No.	B
BLPUJ12	2-3/4

Extra Long Locking Extensions (Blue-Point®)

Stock No.	Description	B	Set Contains:
BLPEXTL1212	1/2" Drive 12" Extra Long Locking Extension (Blue-Point®)	12-1/8	•
BLPEXTL1218	1/2" Drive 18" Extra Long Locking Extension (Blue-Point®)	18	•
BLPEXTL1224	1/2" Drive 24" Extra Long Locking Extension (Blue-Point®)	24	•



BLPEXTL1212

BLPEXTL303
Set Contains:

Shallow, mm, chrome (Blue-Point®)

mm	6	Length
12	BLPSM1212	38.1
13	BLPSM1213	38.1
14	BLPSM1214	38.1
15	BLPSM1215	38.1
16	BLPSM1216	38.1
17	BLPSM1217	38.1
18	BLPSM1218	38.1
19	BLPSM1219	38.1
20	BLPSM1220	38.1
21	BLPSM1221	38.1
22	BLPSM1222	38.1
24	BLPSM1224	38.1



Shallow, inches, chrome (Blue-Point®)

inches	6	Length
3/8	BLPS1238	1-1/2
7/16	BLPS12716	1-1/2
1/2	BLPS1212	1-1/2
9/16	BLPS12916	1-1/2
5/8	BLPS1258	1-1/2
11/16	BLPS121116	1-1/2
3/4	BLPS1234	1-1/2
13/16	BLPS121316	1-1/2
7/8	BLPS1278	1-1/2
15/16	BLPS121516	1-9/16
1	BLPS121	1-9/16
1-1/16	BLPSB121116	1-9/16
1-1/8	BLPSB12118	1-3/4
1-3/16	BLPSB121316	1-3/4
1-1/4	BLPSB12114	1-3/4



TORX®, External, chrome (Blue-Point®)

#	Stock No.	Length, inches
E18	BLPTE1218	1-1/2
E20	BLPTE1220	1-1/2
E22	BLPTE1222	1-1/2
E24	BLPTE1224	1-1/2



TORX® BIT SOCKETS Blue-Point®



TORX®/Standard (Blue-Point®)

	#	Stock No.	Length, inches
Standard	T55	BLPT1255	2-3/4
	T60	BLPT1260	2-3/4
Long	T55	BLPTL1255	4-3/4
	T60	BLPTL1260	4-3/4

TORX®/Tamper Resistant, chrome (Blue-Point®) (1/2")

	#	Stock No.	Length, inches
Standard	T55	BLPT1255TP	2-5/16
	T60	BLPT1260TP	2-5/16
Long	T55	BLPTL1255TP	4-5/8
	T60	BLPTL1260TP	4-5/8

HEX BIT SOCKETS Blue-Point®

Hex/Standard, mm, chrome (Blue-Point®) (1/2")

mm	Hex	Length, mm
10	BLPH1210	60.3
12	BLPHM1212	60.3
14	BLPH1214	60.3
17	BLPH1217	60.3
19	BLPH1219	60.3



Hex/Standard, inches, chrome (Blue-Point®) (1/2")

inches	Hex	Length, inches
7/16	BLPH12716	2-7/16
1/2	BLPH1212	2-7/16
9/16	BLPH12916	2-7/16
5/8	BLPH1258	2-7/16
3/4	BLPH1234	2-7/16



- Do not use "cheater bars" on handles
- Do not use chrome or industrial finish hand tools with impact drivers
- Read safety precautions on pages W1 to W4

COMBINATION BIT SOCKET SETS Blue-Point®



BLPTSSC43

Combination Bit Socket Sets (Blue-Point®) (1/4, 3/8, 1/2")

BLPTSSC43 43 pc 1/4, 3/8 and 1/2" Drive TORX® Socket and TORX® Bit Socket Set (Blue-Point®)

- Includes (1/4" drive) (5) external TORX® sockets (E4–E8), (10) tamper resistant TORX® bit sockets (T6–T30) and (10) tamper resistant TORX® long bit sockets (T6–T30)
- Includes (3/8" drive) (4) external TORX® sockets (E10–E16), (3) tamper resistant TORX® bit sockets (T40, T45 and T50) and (3) tamper resistant TORX® long bit sockets (T40, T45 and T50)
- Includes (1/2" drive) (4) external TORX® sockets (E18–E24), (2) tamper resistant TORX® bit sockets (T55 and T60) and (2) tamper resistant TORX® long bit sockets (T55 and T60)
- Includes storage case



BLPHSSC30

BLPHSSC30 30 pc 1/4, 3/8 and 1/2" Drive Hex Bit Socket Set (Blue-Point®)

Set Components

- | | | |
|---|--|--|
| <p>1/4" Drive:</p> <ul style="list-style-type: none"> • (6) SAE hex bit sockets (1/8–1/4") • (5) metric hex bit sockets (2.5–6 mm) | <p>3/8" Drive:</p> <ul style="list-style-type: none"> • (5) SAE hex bit sockets (7/32–7/16") • (5) metric hex bit sockets (6–10 mm) | <p>1/2" Drive:</p> <ul style="list-style-type: none"> • (4) SAE hex bit sockets (1/2–3/4") • (5) metric hex bit sockets (10–19 mm) • Includes storage case |
|---|--|--|



BLPTHC87

BLPTHC87 87 pc TORX® and Hex Bit Socket Set (Blue-Point®)

Set Components

- | | | |
|--|---|---|
| <p>1/4" Drive:</p> <ul style="list-style-type: none"> • (5) External TORX® sockets (E4–E8) • (10) TORX® bit sockets (T6–T30) • (10) Long TORX® bit sockets (T6–T30) • (5) Metric hex bit sockets (2.5–6 mm) • (3) Long metric hex bit sockets (4–6 mm) • (6) Hex bit sockets (1/8–1/4") • (3) Long hex bit sockets (1/8–3/16") | <p>3/8" Drive:</p> <ul style="list-style-type: none"> • (4) External TORX® sockets (E10–E16) • (3) TORX® bit sockets (T40–T50) • (3) Long TORX® bit sockets (T40–T50) • (5) Metric hex bit sockets (6–10 mm) • (4) Long metric hex bit sockets (7–10 mm) • (4) Hex bit sockets (7/32–3/8") • (4) Long hex bit sockets (7/32–3/8") | <p>1/2" Drive:</p> <ul style="list-style-type: none"> • (4) External TORX® sockets (E18–E24) • (2) TORX® bit sockets (T55, T60) • (2) Long TORX® bit sockets (T55, T60) • (5) Metric hex bit sockets (10–19 mm) • (5) Hex bit sockets (7/16–3/4") |
|--|---|---|

GENERAL SERVICE SETS



BLPGSS1233

BLPGSS1233 33 pc 1/2" Drive SAE/Metric General Service Socket Set (Blue-Point®)

- Includes (15) SAE (3/8–1-1/4") (12) metric (12–24 mm) standard sockets, Breaker bar, universal joint, quick-release ratchet and (3) extensions (3, 6 and 10")
- Includes storage case

Heavier-duty applications call for tools that are heavy on dependability. Whatever type of machinery you're tackling, from agricultural tractors to skip loaders, pile drivers or more, our 3/4" drive tools perform flawlessly.

MADE TO MAKE AN IMPRESSION.

These are the big tools that have a big reputation for quality. Made with alloy-content steel, they're stronger and more invincible than comparable tools. They just plain perform better too, thanks to features like uniform wall thickness for greater accessibility and our Flank Drive® system that adds up to 20% more torque while also preventing the rounding of fasteners.



3/4" DRIVE TOOLS

RATCHET HEADS/HANDLES



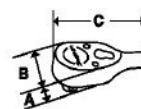
L872



GL872

Ratchet Heads, Sealed, chrome (3/4")

Stock No.	Description	Gear Teeth	Swing Arc	A	B	C	Repair Kit
L872	Ratchet Head	32	11°	1-1/4	2-1/2	5-15/16	RKRQC4
GL872	3/4" Drive Sealed Ratchet Head	32	11°	1-1/4	2-1/2	5-15/16	RKRQC4



Handles, chrome (3/4")



L872H

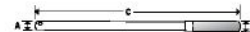


L872RM



L872RJ

Stock No.	Description	A	B	C
L872H	Plain Locking Button Handle	13/16	19-1/4	15/16
L872RM	Ratchet Head Handle	15/16	36	1-1/8
L872RJ	3/4" Drive 19-1/4" Knurled Ratchet Head Handle	15/16	19-1/4	1-1/8



Head and Handle Combinations

	Heads using 13/16" (small) diameter handle holes		Heads using 15/16" (large) diameter handle holes	
	L52B Sliding T-Handle Head	L872 Ratchet Head	L8112A Breaker Bar Head	L872H
Short 19 1/4" Handle (Lock Button Both Ends)	L872H	—	L872H	L872H
Short 19 1/4" Handle (Lock Button End/Knurled End)	—	L872RJ	L872RJ	L872RJ
Long 36" Handle (Lock Button End/Knurled End)	—	L872RM	L872RM	L872RM

ASME®/ANSI® B107.10

DRIVE HANDLES



L8112A

Breaker Bars, chrome (3/4")

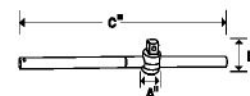
Head Only	A	B	C	Use with Handle
L8112A	15/16	1-9/16	3-11/16	L872RM or L872RJ



L52B

Sliding T-handles, chrome (3/4")

- Designed for heavier applications
- Can be used as a T-handle or as an offset wrench
- Spring and friction ball holds head in position
- Use with L872H handle



Stock No.	A	B
L52B	1-1/2	2-5/16

Use L52B with L872H handle.

SOCKET/RATCHET ACCESSORIES



L32



GL42

Extensions/Lock Button (3/4")

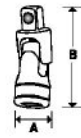
Stock No.	Industrial Stock No.	A	B
L32	GL32	15/16	3
L42	GL42	15/16	5
L62	GL62	15/16	8
L122	GL122	15/16	16



SOCKETS/RATCHET ACCESSORIES Chrome/Industrial Finish

Universal Joints, chrome

Stock No.	A	B
L82A	1-9/16	3-7/8



L82A

Square Drive Adaptors, industrial (3/4")

Stock No.	A	B	C	D
GLA12B	1/2	3/4	1-1/8	1-7/8
GLAS1F	3/4	1/2	1-7/16	2-7/16
GLA72A	3/4	1	1-7/16	2-5/8
GLA124A	1	3/4	1-13/16	2-3/4

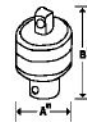


GLAS1F

Ratchet Adaptor, chrome (3/4")

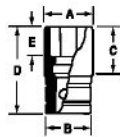
Stock No.	Description	Gear Teeth	Swing Arc	A	B	Repair Kit
L672B	Ratchet Adaptor	44	8.2°	2-1/2	3-15/16	RKR881B

ASME/ANSI® B107.10




L672B

FLANK DRIVE® SOCKETS



LDH482

Shallow, inches, chrome



		A	B	C	D	E
3/4	LDH242	1-1/8	1-7/16	1-1/4	2	17/32
13/16	LDH262	1-7/32	1-7/16	1-1/4	2	11/16
7/8	LDH282	1-5/16	1-7/16	1-1/4	2	11/16
15/16	LDH302	1-3/8	1-7/16	1-1/4	2	23/32
31/32	LDH312	1-13/32	1-7/16	1-1/4	2	23/32
1	LDH322	1-15/32	1-1/2	1-5/16	2-1/16	3/4
1-1/16	LDH342	1-9/16	1-1/2	1-3/8	2-1/8	3/4
1-1/8	LDH362	1-5/8	1-1/2	1-7/16	2-3/16	13/16
1-3/16	LDH382	1-11/16	1-1/2	1-1/2	2-1/4	7/8
1-1/4	LDH402	1-3/4	1-1/2	1-1/2	2-1/4	15/16
1-5/16	LDH422A	1-7/8	1-3/4	1-9/16	2-1/2	7/8
1-3/8	LDH442	1-15/16	1-3/4	1-9/16	2-1/2	15/16
1-7/16	LDH462	2	1-3/4	1-5/8	2-1/2	15/16
1-1/2	LDH482	2-1/8	1-3/4	1-11/16	2-1/2	1-1/16
1-9/16	LDH502	2-3/16	1-3/4	1-7/8	2-5/8	1-5/32
1-5/8	LDH522	2-1/4	1-3/4	1-7/8	2-5/8	1-5/32
1-11/16	LDH542	2-3/8	1-3/4	2	2-3/4	1-3/16
1-3/4	LDH562	2-7/16	1-3/4	2	2-3/4	1-3/16
1-13/16	LDH582	2-1/2	1-3/4	2-1/8	2-7/8	1-1/4
1-7/8	LDH602	2-9/16	1-3/4	2-1/4	3	1-5/16
2	LDH642	2-3/4	1-3/4	2-3/8	3-1/8	1-3/8
2-1/16	LDH662	2-15/16	1-3/4	2-3/8	3-1/8	1-3/8
2-1/8	LDH682	2-15/16	1-3/4	2-1/2	3-1/4	1-7/16
2-3/16	LDH702	2-15/16	1-3/4	2-1/2	3-1/4	1-1/2
2-1/4	LDH722	3-1/8	1-3/4	2-5/8	3-3/8	1-1/2
2-3/8	LDH762	3-1/4	1-3/4	2-7/8	3-5/8	1-3/4

ASME/ANSI® B107.10



LDHM222



Shallow, mm, chrome

		A	B	C	D	E
22	LDHM222	31.1	34.6	30.2	50.8	17.1
24	LDHM242	33.4	34.6	31.8	50.8	17.9
27	LDHM272	37.3	39.5	31.8	54.0	19.9
30	LDHM302	41.0	39.8	34.0	57.2	21.8
36	LDHM362	49.3	41.2	35.1	58.7	22.1



LS342

Deep, inches, chrome

		A	B	C	D	E
1-1/16	LS342	1-9/16	1-1/2	2-3/4	3-1/2	1

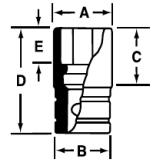


- Do not use chrome or industrial finish hand tools with impact drivers
- Do not use "cheater bars" on handles
- Read safety precautions on pages W1 to W4

SPLINE SOCKETS

Snap-on® spline wrenching tools have been developed to service high tensile strength spline nuts and bolts widely used on both military and commercial aircraft. Precise, radial spline teeth engage the fastener teeth over a wider area to minimize stress, and allow application of high torque to reduce risk of damage to the fastener or to the tool.

Chrome tools comply with Military Spec. MS-33787 and MIL-W-8982. The unique spline wrenching configuration can also be used on ordinary six- and 12-point fasteners with an advantage similar to the *Snap-on Flank Drive*® wrenching system.



LES322B

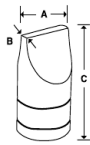
3/4" Drive Shallow, inches

		Stock No.	A	B	C	D	E
#24	3/4	LES242B	1-1/16	1-3/8	1-25/32	1-25/32	5/8
#26	13/16	LES262B	1-5/32	1-3/8	13/16	1-25/32	21/32
#28	7/8	LES282B	1-9/32	1-3/8	7/8	1-27/32	23/32
#30	15/16	LES302B	1-3/8	1-3/8	15/16	1-29/32	25/32
#32	1	LES322B	1-15/32	1-15/32	1	1-31/32	13/16
#34	1-1/16	LES342B	1-9/16	1-9/16	1-1/16	2-1/32	7/8
#36	1-1/8	LES362B	1-21/32	1-1/2	1-3/16	2-3/16	15/16

SPECIAL APPLICATION SOCKETS



GLD139



Drag Link Sockets, industrial

Stock No.	B x A	A	B	C
GLD138	13/64 x 1-3/8	1-3/8	13/64	2-3/16
GLD139	1/4 x 1-11/16	1-11/16	1/4	2-3/16

Military Vehicle Repair Socket

mm		A	B	C	D	E
30	IM382CD	47.6	41.2	36.5	53.9	19.0

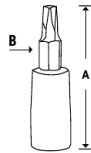
IM382CD 6-Point Metric Shallow Impact Socket

- Assault Breacher Vehicle
- Utility Truck (Tamen: D00347K)
- Abrams M-1 Tank
- Bridge Launcher Carrier
- M1A2 Heavy Assault Bridge (hab)/Wolverine, 5420-01-430-4227
- Armored Vehicle Launch Bridge (M60A1 & M48A5)
- Combat Tank, Ft, 120 mm gun (M1A1)
- 30 mm, 3/4" drive

TORX® BIT SOCKETS



T902E



TORX®/Standard, industrial (3/4")

#	Stock No.	A	B
T80	T802E	4-3/8	T802E2
T90	T902E	4-3/8	T902E2

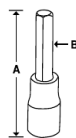
HEX BIT SOCKETS



LAW17E

Hex/Standard, Impact, mm (3/4")

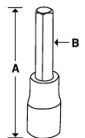
mm		A	B
17	LAW17E	105	SAM17E2
19	LAW19E	112	SAM19E2




LAW120E

Hex/Standard, Impact, inches (3/4")

		A	B
5/8	LAW120E	3-3/4	LAW120E2
3/4	LAW124E	4-3/8	LAW124E2





IM122B

Extensions/Impact

Stock No.	A	B
IM132A	1	3
IM62B	1	7
IM92B	1	10
IM122B	1	13



IP82

Swivel Ball Universal Joint (Impact)

- Maximum Accessibility Design
- No internal spring used

Stock No.	A	B
IP82	1-3/4	3-5/32



IM124B

Square Drive Adaptors (Impact)

Stock No.	A	B	C	D
IM72	3/4	1 with Pin Hole	1-5/8	2-9/16
IM124B	1	3/4 with Pin Hole	2-3/8	2-13/16



IM243P

3/4" Locking Rings and Pins

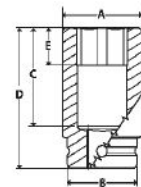
Stock No.	Description	Use with
IM182R	Rubber Locking Ring	All 3/4" Drive Sockets/Accessories
IM182P	Steel Locking Pin	All 3/4" Drive Sockets/Accessories
IMR2	Socket Retainer	All 3/4" Drive Sockets/Accessories
Use the following for the IM124B Adaptor:		
IM243P	Steel Locking Pin	1" Drive Sockets/Accessories Up to 1-3/8" (35 mm)

For use on SIM, IM, IMM and SIMM sockets and other accessories on this page.

FLANK DRIVE® IMPACT SOCKETS

Shallow, mm

mm	Set Contains:		A	B	C	D	E	6
	6	12						
17	IMM172A	—	29.2	41.1	27.2	50.8	13.7	•
18	IMM182A	—	31.6	41.1	27.2	50.8	12.7	•
19	IMM192A	—	31.8	41.1	27.2	50.8	13.7	•
20	IMM202A	IMMD202B	35.1	41.1	27.2	50.8	14.0	•
21	IMM212A	—	34.9	41.1	27.2	50.8	15.2	•
22	IMM222A	—	38.1	41.1	27.2	50.8	15.2	•
23	IMM232A	—	36.3	41.1	27.2	50.8	16.5	•
24	IMM242A	—	39.5	41.1	26.4	50.8	16.5	•
25	IMM252A	—	39.6	41.1	26.4	50.8	16.3	•
26	IMM262A	—	39.6	41.1	26.4	50.8	17.5	•
27	IMM272A	—	42.6	41.1	26.4	50.8	19.0	•
28	IMM282A	—	44.7	41.1	32.8	57.2	17.5	•
29	IMM292	—	46.0	41.1	32.8	57.2	18.0	•
30	IMM302	—	47.0	44.5	32.8	57.2	19.1	•
31	IMM312	—	49.2	44.5	32.8	57.2	19.1	•
32	IMM322	—	50.8	44.5	32.8	57.2	20.6	•
33	IMM332A	—	50.8	44.5	32.8	57.2	20.3	•
34	IMM342	—	50.8	44.5	32.8	57.2	22.4	•
35	IMM352	—	54.0	44.5	32.8	57.2	22.4	•
36	IMM362	—	54.0	44.5	32.8	57.2	22.4	•
38	IMM382	—	57.2	44.5	32.8	57.2	23.9	•
40	IMM402	—	59.7	44.5	45.5	69.9	28.4	•
41	IMM412	—	60.5	44.5	33.5	57.2	26.2	•
42	IMM422A	—	63.1	44.5	46.9	66.9	28.6	•
46	IMM462	—	66.7	44.5	45.5	69.9	29.0	•
50	IMM502	—	71.4	44.5	52.6	76.2	31.0	•



IMM302

IMMD202B 12-Point Metric Shallow Impact Socket

- Specific applications include removing the head bolts on Caterpillar® C7, C8, C9 and C10 engines



- Do not use chrome or industrial finish hand tools with impact drivers
- Read safety precautions on pages W1 to W4

FLANK DRIVE® IMPACT SOCKETS



IM402



IMD302A

Shallow, inches

	Set Contains:												
	6	12	A	B	C	D	E	6	6	6	12	12	12
9/16	IM182A	IMD182A	1	1-5/8	1	1-3/4	7/16	•			•		
5/8	IM202A	IMD202A*	1-3/32	1-5/8	1	1-3/4	1/2	•			•		
11/16	IM222A	IMD222A	1-5/32	1-5/8	1	1-3/4	9/16	•			•		
3/4	IM242A	IMD242A	1-1/4	1-5/8	1	1-3/4	9/16	•	•		•	•	
13/16	IM262A	IMD262A	1-3/8	1-5/8	1-1/8	1-7/8	5/8	•	•		•	•	
7/8	IM282A	IMD282A	1-1/2	1-5/8	1-1/8	1-7/8	5/8	•	•		•	•	
15/16	IM302A	IMD302A*	1-9/16	1-5/8	1-1/8	1-7/8	3/4	•	•		•	•	
1	IM322A	IMD322A*	1-5/8	1-5/8	1-1/4	2	3/4	•	•		•	•	
1-1/16	IM342A	IMD342A	1-11/16	1-5/8	1-1/4	2	3/4	•	•		•	•	
1-1/8	IM362	IMD362A	1-7/8	1-5/8	1-3/8	2-1/8	3/4	•	•		•	•	
1-3/16	IM382	IMD382	1-7/8	1-5/8	1-5/16	2-1/8	3/4	•	•		•	•	
1-1/4	IM402	IMD402	2	1-3/4	1-3/8	2-1/8	13/16	•	•	•	•	•	•
1-5/16	IM422	IMD422	2-1/8	1-3/4	1-1/2	2-1/4	7/8	•	•	•	•	•	•
1-3/8	IM442	IMD442	2-1/8	1-3/4	1-1/2	2-1/4	7/8	•	•	•	•	•	•
1-7/16	IM462	IMD462	2-1/4	1-3/4	1-1/2	2-1/4	7/8	•	•	•	•	•	•
1-1/2	IM482	IMD482	2-1/4	1-3/4	1-1/2	2-1/4	15/16	•	•	•	•	•	•
1-9/16	IM502	IMD502	2-7/16	1-3/4	1-9/16	2-3/8	15/16	•	•	•	•	•	•
1-5/8	IM522	IMD522	2-7/16	1-3/4	1-5/8	2-3/8	7/8	•	•	•	•	•	•
1-11/16	IM542	IMD542	2-1/2	1-3/4	1-13/16	2-9/16	1	•	•	•	•	•	•
1-3/4	IM562	IMD562	2-1/2	1-3/4	1-13/16	2-9/16	1	•	•	•	•	•	•
1-13/16	IM582	IMD582	2-5/8	1-3/4	1-5/8	2-5/8	1-1/4	•		•	•		•
1-7/8	IM602	IMD602	2-5/8	1-3/4	1-3/4	2-3/4	1-1/8	•		•	•		•
1-15/16	IM622A	IMD622	2-3/4	1-3/4	1-9/16	2-27/32	1-3/32	•		•	•		•
2	IM642A	IMD642	2-7/8	1-3/4	1-15/16	2-7/8	1-1/8	•		•	•		•
2-1/16	IM662A	IMD662	3	1-3/4	1-7/8	2-7/8	1-3/16	•		•	•		•
2-1/8	IM682A	IMD682	3	1-3/4	1-3/4	3	1-1/4	•		•	•		•
2-3/16	IM702A	IMD702	3-1/4	1-3/4	2-3/16	3-3/16	1-5/16	•		•	•		•
2-1/4	IM722A	IMD722	3-1/4	1-3/4	2-3/16	3-3/16	1-3/8	•		•	•		•
2-3/8	IM762A	IMD762	3-1/2	1-3/4	2-3/8	3-1/2	1-7/16	•		•	•		•

*Applications include repair of heavy duty trucks and off-road equipment, most diesel engines including Caterpillar and Cummins® plus head bolts and bearing cap bolts.

IMD242A 12-Point Shallow Impact Socket

- Applications: Most Caterpillar® head bolts, Detroit Diesel® main bearing cap bolts, K19 Cummins® head bolts

Shallow, 8 Point, inches

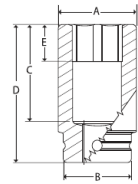
	8	A	B	C	D	E
13/16	IMDS626	1-15/32	1-5/8	1-1/64	2-1/4	17/32
7/8	IMDS628	1-9/16	1-5/8	1-1/64	2-1/4	37/64
15/16	IMDS630	1-43/64	1-5/8	1-9/16	2-1/4	39/64
1	IMDS632	1-49/64	1-5/8	1-1/2	2-1/4	41/64
1-1/16	IMDS634	1-55/64	1-3/4	1-13/16	2-1/2	11/16
1-1/8	IMDS636	1-15/16	1-3/4	1-13/16	2-1/2	23/32
1-3/16	IMDS638	2-1/32	1-3/4	1-13/16	2-1/2	3/4
1-1/4	IMDS640	2-1/8	1-3/4	1-13/16	2-1/2	51/64
1-5/16	IMDS642	2-7/32	1-3/4	2-1/16	2-3/4	57/64
1-7/16	IMDS646	2-3/8	1-3/4	2-1/16	2-3/4	1-9/64



IMDS636

Deep, mm

mm	6	12	A	B	C	D	E
17	SIMM172	—	28.9	41.1	52.6	76.2	12.7
18	SIMM182	—	31.7	41.3	76.2	101.6	12.7
19	SIMM192	—	32.4	41.1	51.8	76.2	14.2
20	SIMM202	—	33.5	41.1	19.1	76.2	14.2
21	SIMM212	SIMDM212	34.2	41.1	37.4	76.2	14.2
22	SIMM222	—	35.8	41.1	37.4	76.2	14.2
23	SIMM232	—	35.8	41.1	37.2	76.2	16.3
24	SIMM242	—	37.7	41.1	37.0	76.2	16.5
25	SIMM252	—	34.6	41.1	19.1	76.2	16.3
26	SIMM262	—	39.6	41.1	36.7	76.2	16.3
27	SIMM272	—	42.8	41.1	38.4	76.2	19.1
30	SIMM302	—	46.8	41.1	58.2	82.6	18.5
31	SIMM312	—	46.0	41.1	64.3	82.6	19.1
32	SIMM322	—	50.8	44.5	58.9	82.6	19.1
33	SIMM332	—	52.4	44.5	57.4	82.6	22.4
35	SIMM352	—	52.7	44.5	57.2	82.6	21.6
36	SIMM362	—	54.0	44.5	62.5	88.9	22.9
38	SIMM382	—	57.2	44.5	65.3	88.9	23.8
41	SIMM412*	—	55.1	44.5	74.9	100.1	26.7
41	SIMM432	—	63.5	44.5	70.0	89	26.7
46	SIMM462	—	76.7	44.5	72.4	101.6	29.1
46	SIMM462A	—	65.9	44.5	73.9	95.3	28.4



SIMDM212

*Applications include usage on stud piloted, budd style wheels.

Dimensions in () apply to 12-point sockets only.

SIMDM212 12-Point Metric Deep Impact Socket

- Application: Flywheel bolts on Cummins® ISX engines



423SIM

Deep, inches

11	6	A	B	C	D	E	6
9/16	SIM182	1	1-5/8	2-1/16	3	9/16	•
5/8	SIM202	1-1/16	1-5/8	2-1/16	3	9/16	•
11/16	SIM222	1-1/8	1-5/8	2-1/16	3	9/16	•
3/4	SIM242	1-1/4	1-5/8	2	3	9/16	•
13/16	SIM262	1-3/8	1-5/8	2	3	5/8	•
7/8	SIM282	1-1/2	1-5/8	2	3	5/8	•
15/16	SIM302	1-5/8	1-5/8	2	3	5/8	•
1	SIM322	1-5/8	1-5/8	2	3	11/16	•
1-1/16	SIM342	1-3/4	1-5/8	2	3	11/16	•
1-1/8	SIM362	1-3/4	1-5/8	2	3	3/4	•
1-3/16	SIM382	2	1-3/4	2-1/4	3-1/4	3/4	•
1-1/4	SIM402	2	1-3/4	2-1/4	3-1/4	7/8	•
1-5/16	SIM422	2-1/8	1-3/4	2-9/16	3-1/4	7/8	•
1-3/8	SIM442	2-1/8	1-3/4	2-1/4	3-1/4	7/8	•
1-7/16	SIM462	2-3/16	1-3/4	2-1/2	3-1/2	7/8	•
1-1/2	SIM482	2-1/4	1-3/4	2-1/2	3-1/2	15/16	•
1-9/16	SIM502	2-5/16	1-3/4	2-1/2	3-1/2	15/16	•
1-5/8	SIM522	2-7/16	1-3/4	2-1/2	3-1/2	15/16	•
1-11/16	SIM542	2-1/2	1-3/4	2-1/2	3-1/2	1	•
1-3/4	SIM562	2-1/2	1-3/4	2-1/2	3-1/2	1	•
1-13/16	SIM582	2-5/8	1-3/4	2-3/4	3-3/4	1-1/16	•
1-7/8	SIM602	2-11/16	1-3/4	2-3/4	3-3/4	1-1/8	•
2	SIM642A	2-13/16	1-3/4	2-3/4	3-3/4	1-1/8	•

Set Contains: 423SIM

Larger sizes available on special order.



• Read safety precautions on pages W1 to W4

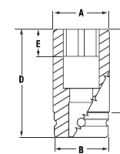
FLANK DRIVE® IMPACT SOCKETS



SIMML242

Extra Deep, mm

mm	6	A	B	C	D	E
24	SIMML242	39.5	38.1	101.6	127	16.5



SIMML242 6-Point Metric Extra Deep Impact Socket

- For removing and installing the head bolts on Cummins® ISX engines



IMM503TW

Shallow Thin Wall, mm

mm	6	A	B	C	D	E
50	IMM503TW	65	57.2	49	82.6	34.8
55	IMM553TW	75.9	60.5	53.8	88.9	34.8



IMFS482A

Shallow Thin Wall, inches

11	6	A	B	C	D	E
1-1/2	IMFS482A	54	44.4	36.6	63.5	24.1



IMFDL242

Deep Thin Wall, inches

11	12	A	B	C	D	E
3/4	IMFDL242	1-3/8	1-5/8	4-3/4	5-3/4	1/2

Larger sizes available on special order.

IMFDL242 3/4" Drive 12-Point SAE 3/4" Flank Drive® Deep Thin Wall Impact Socket

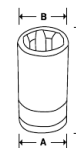
- Designed to remove the head bolts on Caterpillar® C12, C15, C16 and 3406Es where the front two and back two head bolts are positioned under the valve covers
- Clearance on certain Caterpillar® head bolts requires a thin walled socket that needs to be a certain length
- Additional applications include Detroit Diesel® main bearing cap bolts and 19 mm head bolts on Mercedes-Benz® MBE904/MBE906 EGR engines (2007 and later)
- Snap-on® impact sockets are heat treated to optimize impact service life with a lower hardness than hand sockets and are able to withstand repeated cycling loads of impact wrenches
- Snap-on® uses a proprietary blend of special alloy socket steel that provides long life and great strength
- Flank Drive® wrenching system delivers up to 20% more turning power without slipping or rounding while exceeding ANSI® performance standards



IMSLE242A

Inverted TORX®

#	Stock No.	A	B	C
E24	IMSLE242A	1-5/8	1-5/8	3-3/4



IMSLE242A Inverted TORX® Impact Socket

- For removing and installing head bolts on MaxxForce® 11 and 13 engines found on D15 International® Trucks from 2010 current
- Used for installation of shear type E24 bolts during alignment of suspensions on Hendrickson® and Dayton® trailers
- Manufactured from special alloy steel, precision forged and heat treated for optimum strength and durability



SIMDML202


Double Hex, mm

mm	Stock No.	A	B	C	D	E
20	SIMDML202	35	38.1	120.6	146	13.9



434HDC

**434HDC 12-Point SAE General Service Set
35 Tools, includes:**


	12-Point Shallow Socket
3/4	LDH242
13/16	LDH262
7/8	LDH282
15/16	LDH302
31/32	LDH312
1	LDH322
1-1/16	LDH342
1-1/8	LDH362
1-3/16	LDH382
1-1/4	LDH402
1-5/16	LDH422A
1-3/8	LDH442
1-7/16	LDH462
1-1/2	LDH482
1-9/16	LDH502
1-5/8	LDH522
1-11/16	LDH542
1-3/4	LDH562
1-13/16	LDH582
1-7/8	LDH602
2	LDH642
2-1/16	LDH662
2-1/8	LDH682
2-3/16	LDH702
2-1/4	LDH722
2-3/8	LDH762

Also Includes:		
	L32	3" Extension
	L62	8" Extension
	L122	16" Extension
	L52B	Sliding Head
	L872	Ratchet Head
	L82A	Universal Joint
	L8112A	Breaker Bar Head
	L672B	Ratchet Adaptor
	L872H	19-1/4" Handle
	PB434HD	Storage Case w/ Foam



414AHD

**414AHD 15 pc 3/4" Drive 12-Point SAE Shallow General Service Socket Set
15 Tools, includes:**

	12-Point Shallow Socket
1-1/16	LDH342
1-1/8	LDH362
1-1/4	LDH402
1-5/16	LDH422A
1-3/8	LDH442
1-7/16	LDH462
1-1/2	LDH482
1-5/8	LDH522
1-3/4	LDH562
1-7/8	LDH602

Also Includes:		
	L62	8" Extension
	L122	16" Extension
	L872	Ratchet Head
	L872RJ	19-1/4" Handle
	L8112A	Breaker Bar Head




- Do not use chrome or industrial finish hand tools with impact drivers
- Do not use "cheater bars" on handles
- Read safety precautions on pages W1 to W4

When you're working on the biggest, most rugged machinery, you'd better have the most rugged tools. Whether you're wrenching on semis, construction equipment, hydraulics or other heavy-duty challenges, you can trust Snap-on to provide the added muscle to get the job done.

HEAVY-DUTY ADVANTAGES.

We not only offer the range of 1" — 2 1/2" drive tools you need, we offer the features. Our Flank Drive® system grabs fasteners on the flats, to increase torque and prevent rounding their corners. Our impact sockets are specially heat-treated and made with a blend of alloy steel to withstand the repeated cycle loads of pneumatic and cordless impact wrenches.



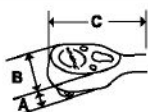
RATCHET HEADS/HANDLES



L873



GL873



Ratchet Heads, Sealed, chrome (1")

Stock No.	Description	Gear Teeth	Swing Arc	A	B	C	Repair Kit
L873	Ratchet Head	30	12°	1-1/2	3-1/8	7-7/8	RKRQC5
GL873	1" Drive Sealed Ratchet Head	30	12°	1-1/2	3-1/8	7-7/8	RKRQC5

Head and Handle Combinations

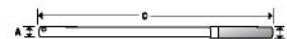
Stock No.	Description	Required Handle	Optional Extension Handle
L873	1" Drive 30-Tooth Sealed Ratchet Head	L53HB	L853HA1
L113H	1" Drive 32-5/32" Complete Breaker Bar	L53HB	—
L53A	Sliding Head	L53HB	—



L53HB



L853HA1



Handles, chrome (1")

L53HB Handle

- Plain handle with locking buttons at both ends
- Use on 1" drive ratchet heads, breaker bar heads and sliding T-heads

L853HA1 Handle Extension

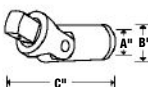
- Knurled grip extension handle attaches to L53HB handle for added leverage
- Only used with L53HB handle; L853HA1 will not connect directly to L873 ratchet head

Stock No.	A	B
L53HB	1-1/8	29
L853HA1	1-3/8	36

DRIVE HANDLES



L113H

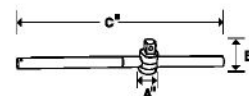


Breaker Bars, chrome (1")

Handle w/ Head	Length	Head Only	A	B	C	Handle Only
L113H	32-5/32	L113	15/16	2-1/8	4-29/32	L53HB



L53



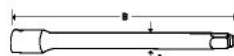
Sliding T-Handle (1")

Stock No.	C	Sliding Head Only Stock No.	A	Handle Stock No.
L53	29	L53A	2	L53HB

SOCKET/RATCHET ACCESSORIES



L63

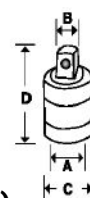


Extensions/Lock Button, chrome (1")

Stock No.	A	B
L63	1-1/4	8



GLA72A



Square Drive Adaptors, industrial (1")

Stock No.	A	B	C	D
GLA72A	3/4	1	1-7/16	2-5/8
GLA124A	1	3/4	1-13/16	2-3/4

ASME/ANSI B107.10

SPLINE SOCKETS



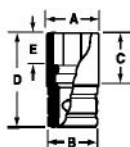
LES323B



LES343B



LES383B



Shallow, inches, chrome (1")


		Stock No.	A	B	C	D	E
#32	1	LES323B	1-29/64	1-55/64	1-35/64	2-7/16	53/64
#34	1-1/16	LES343B	1-17/32	1-27/32	1-3/8	2-17/32	7/8
#38	1-3/16	LES383B	1-11/16	1-31/32	1-5/8	2-25/32	1-5/32

Snap-on® spline wrenching tools have been developed to service high tensile strength spline nuts and bolts widely used on both military and commercial aircraft. Precise, radial spline teeth engage the fastener teeth over a wider area to minimize stress, and allow application of high torque to reduce risk of damage to the fastener or to the tool. Chrome tools comply with Military Spec. MS-33787 and MIL-W-8982. The unique spline wrenching configuration can also be used on ordinary six- and 12-point fasteners with an advantage similar to the Snap-on Flank Drive® wrenching system.




- Do not use "cheater bars" on handles
- Do not use chrome or industrial finish hand tools with impact drivers
- Read safety precautions on pages W1 to W4

HEX BIT SOCKETS

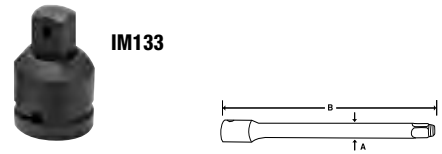


IMA283

Hex/Standard, inches, industrial (1")

	Stock No.	A	B
7/8	IMA283	5-5/8	IMA283-2
1	IMA323	5-5/8	IMA323-2

IMPACT ACCESSORIES



IM133

Extensions with Pin Hole (1")

Stock No.	A	B
IM133	1	3
IM63B	1-1/8	7-1/8
IM123	1-3/8	13-1/8

IMPACT ACCESSORIES



IP83

Swivel Universal Joint with Pin Hole (1")


Stock No.	A	B
IP83	2-1/2	4-3/16



IM35

Adaptors with Pin Hole (1")

Stock No.	A	B	C	D
IM72	3/4	1 with Pin Hole	1-5/8	2-9/16
IM124B	1	3/4 with Pin Hole	2-3/8	2-13/16
IM35	1	1-1/2	2-1/4	3-1/2
IM53	1-1/2	1	3-1/4	4-1/4



IMR3



IM243P



IM243R

1" Drive Locking Rings and Pins

Stock No.	Description	Use with
IM243P	Steel Locking Pin	1" Drive Sockets/Accessories Up to 1-3/8" (35 mm)
IMR3	Socket Retainer	All 1" Drive Sockets/Accessories, All #5 Spline Drive Sockets/Accessories
IM483P	Steel Locking Pin	All Spline Drive Sockets/Accessories plus 1" Drive Sockets from 1-7/16" (35 mm)

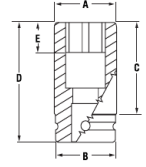
FLANK DRIVE® IMPACT SOCKETS

1" DRIVE TOOLS

Shallow, mm

mm	6	Set Contains:					6
		A	B	C	D	E	
27	IMM273	44.5	53.8	27.0	57.2	17.5	•
30	IMM303	47.8	53.8	27.0	57.2	17.5	•
32	IMM323	50.8	53.8	33.3	63.5	19.1	•
33	IMM333	52.3	53.8	33.3	63.5	22.4	•
35	IMM353	53.8	53.8	33.5	63.5	22.4	•
36	IMM363	57.2	57.2	34.3	63.5	22.4	•
38	IMM383	59.7	57.2	40.1	69.9	23.6	•
41	IMM413A	59.9	57.2	39.6	69.9	26.4	•
46	IMM463	69.9	60.5	44.2	76.2	30.0	•
50	IMM503	69.9	60.5	49.3	82.6	31.2	•
55	IMM553	82.6	60.3	46.7	82.6	31.8	•
60	IMM603	88.9	57.2	51.6	88.9	38.1	•
65	IMM653	92.1	60.5	63.8	101.6	45.7	•
70	IMM703	95.3	60.5	62.2	101.6	45.7	•
75	IMM753	104.8	60.5	67.1	108.0	51.6	•
80	IMM803	108.7	61.1	65.9	108.7	47.6	•

516MM



IMM503



IM703

Set Contains:
521M 516M 522M

Shallow, inches

11	6	Set Contains:					6	6	6
		A	B	C	D	E			
3/4	IM243	1-7/16	2-1/8	1	2-1/8	11/16	•		
13/16	IM263	1-7/16	2-1/8	1	2-1/8	11/16	•		
7/8	IM283	1-1/2	2-1/8	1	2-1/8	11/16	•		
15/16	IM303	1-19/32	2-1/8	1	2-1/8	11/16	•		
1	IM323	1-11/16	2-1/8	1-1/16	2-1/4	11/16	•		
1-1/16	IM343	1-3/4	2-1/8	1-1/16	2-1/4	11/16	•		
1-1/8	IM363	1-7/8	2-1/8	1-1/16	2-1/4	11/16	•		
1-3/16	IM383	1-7/8	2-1/8	1-1/16	2-1/4	11/16	•		
1-1/4	IM403	2	2-1/8	1-3/16	2-3/8	3/4	•		
1-5/16	IM423	2-1/16	2-1/8	1-15/16	2-1/2	7/8	•		
1-3/8	IM443	2-1/8	2-1/8	1-15/16	2-1/2	7/8	•		
1-7/16	IM463	2-1/4	2-1/4	1-7/16	2-1/2	15/16	•		
1-1/2	IM483B	2-3/8	2-1/4	1-7/16	2-5/8	15/16	•		
1-9/16	IM503A	2-3/8	2-1/4	1-7/16	2-5/8	15/16	•		
1-5/8	IM523A	2-3/8	2-1/4	1-5/8	2-3/4	1-1/16	•		
1-11/16	IM543	2-9/16	2-3/8	1-5/8	2-3/4	1-1/16	•		
1-3/4	IM563	2-5/8	2-3/8	1-23/32	2-7/8	1-5/32	•		
1-13/16	IM583	2-3/4	2-3/8	1-23/32	2-15/16	1-3/16	•		
1-7/8	IM603	2-3/4	2-3/8	1-23/32	2-15/16	1-3/16	•		
1-15/16	IM623	2-3/4	2-3/8	1-23/32	2-15/16	1-3/16	•		
2	IM643	3	2-3/8	1-31/32	3-1/8	1-9/32	•		
2-1/16	IM663	3	2-3/8	1-31/32	3-1/8	1-9/32	•		
2-1/8	IM683	3-1/8	2-3/8	2-3/32	3-1/4	1-9/32	•		
2-3/16	IM703	3-1/4	2-3/8	2-5/32	3-11/32	1-7/16	•		
2-1/4	IM723	3-1/4	2-3/8	2-5/32	3-11/32	1-7/16	•		
2-5/16	IM743	3-3/8	2-3/8	2-5/32	3-1/2	1-1/2	•		
2-3/8	IM763	3-1/2	2-3/8	2-5/32	3-1/2	1-1/2	•		
2-7/16	IM783	3-1/2	2-3/8	2-5/32	3-1/2	1-1/2	•		
2-1/2	IM803	3-1/2	2-3/8	2-1/8	3-5/8	1-5/8	•		
2-9/16	IM823	3-5/8	2-3/8	2-1/8	3-5/8	1-5/8	•		
2-5/8	IM843	3-3/4	2-3/8	2-5/16	3-3/4	1-5/8	•		
2-11/16	IM863	3-3/4	2-3/8	2-1/2	4	1-13/16	•		

11	6	Set Contains:					6	6	6
		A	B	C	D	E			
2-3/4	IM883	3-3/4	2-3/8	2-7/16	4	1-13/16	•		
2-13/16	IM903	4	2-3/8	2-7/16	4	1-13/16	•		
2-7/8	IM923	4	2-3/8	2-7/16	4	1-13/16	•		
2-15/16	IM943	4-1/8	2-3/8	2-5/8	4-1/4	2	•		
3	IM963	4-1/4	2-3/8	2-5/8	4-1/4	2-1/16	•		
3-1/8	IM1003	4-1/4	2-3/8	2-9/16	4-1/4	2-1/16	•		
3-1/4	IM1043	4-1/2	2-3/8	2-9/16	4-1/4	2-1/16	•		
3-3/8	IM1083	4-5/8	2-3/8	2-3/4	4-1/2	2-1/4	•		
3-1/2	IM1123	4-3/4	2-3/8	3	4-3/4	2-1/4	•		
3-5/8	IM1163	5	2-3/8	2-15/16	4-3/4	2-5/16	•		
3-11/16	IM1183	5-5/16	2-3/8	3-3/16	5	2-7/16	•		
3-3/4	IM1203	5-1/8	2-3/8	2-7/8	4-3/4	2-3/8	•		
3-13/16	IM1223	5-3/8	2-3/8	3-1/8	5	2-1/2	•		
3-7/8	IM1243	5-1/4	2-3/8	3-1/8	5	2-9/16	•		
3-15/16	IM1263	5-3/8	2-3/8	3-3/8	5-1/4	2-9/16	•		
4	IM1283	5-1/2	2-3/8	3-1/16	5	2-9/16	•		
4-1/16	IM1303	5-1/2	2-3/8	3-1/16	5	2-9/16	•		
4-1/8	IM1323	5-9/16	2-3/8	3-1/16	5	2-9/16	•		
4-3/16	IM1343	6	2-3/8	3	5	2-9/16	•		
4-1/4	IM1363	5-3/4	2-3/8	3-1/4	5-1/4	2-5/8	•		
4-5/16	IM1383	5-25/32	2-3/8	3-7/16	5-1/2	2-5/8	•		
4-3/8	IM1403	5-13/16	2-3/8	3-3/16	5-1/4	2-5/8	•		
4-7/16	IM1423	6	2-3/8	3-3/16	5-1/4	2-11/16	•		
4-1/2	IM1443	6	2-3/8	3-3/16	5-1/4	2-5/8	•		
4-9/16	IM1463	6-1/2	2-3/8	3-7/16	5-1/2	2-3/4	•		
4-5/8	IM1483	6-7/16	2-3/8	3-7/8	6	3-1/16	•		
4-3/4	IM1523	6-5/8	2-3/8	3-5/8	5-3/4	2-7/8	•		
4-7/8	IM1563	7	2-3/8	3-9/16	5-3/4	3	•		
5	IM1603	7	2-3/8	3-1/2	5-3/4	3	•		
5-3/8	IM1723	7-1/2	2-3/8	4-7/16	6-3/4	3-9/16	•		
5-3/4	IM1843	8-1/4	2-3/8	4-5/16	6-3/4	3-9/16	•		








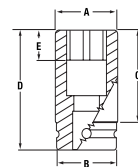
• Read safety precautions on pages W1 to W4

FLANK DRIVE® IMPACT SOCKETS

Deep, inches

Set Contains:
 519SIM
 520SIM
 517SIM

		A	B	C	D	E			
7/8	SIM283	1-19/32	2-1/8	1-13/16	3	5/8	•		
15/16	SIM303	1-19/32	2-1/8	1-13/16	3	11/16	•		
1	SIM323	1-19/32	2-1/8	1-13/16	3	3/4	•		
1-1/16	SIM343	1-3/4	2-1/8	1-13/16	3	3/4	•		
1-1/8	SIM363	1-13/16	2-1/8	1-13/16	3	3/4	•		
1-3/16	SIM383	1-13/16	2-1/8	1-13/16	3	3/4	•		
1-1/4	SIM403	2-1/16	2-1/8	2-1/196	3-1/4	7/8	•		
1-5/16	SIM423	2-1/16	2-1/8	2-1/196	3-1/4	7/8	•		
1-3/8	SIM443	2-1/16	2-1/8	2-1/196	3-1/4	7/8	•		
1-7/16	SIM463A	2-1/4	2-1/8	2-3/32	3-1/4	29/32	•		
1-1/2	SIM483B	2-3/8	2-1/4	2-11/32	3-1/2	1	•		
1-9/16	SIM503A	2-3/8	2-1/4	2-11/32	3-1/2	1	•		
1-5/8	SIM523B	2-3/8	2-1/4	2-1/2	3-5/8	1	•		
1-11/16	SIM543	2-1/2	2-3/8	2-7/16	3-5/8	1-1/8	•		
1-3/4	SIM563	2-3/4	2-3/8	2-11/16	3-7/8	1-1/8	•		
1-13/16	SIM583	2-3/4	2-3/8	2-11/16	3-7/8	1-3/16	•		
1-7/8	SIM603	2-3/4	2-3/8	2-11/16	3-7/8	1-3/16	•		
1-15/16	SIM623	3	2-3/8	2-15/16	4-1/8	1-1/4	•		
2	SIM643	3	2-3/8	2-15/16	4-1/8	1-5/16	•		
2-1/16	SIM663	3	2-1/4	2-15/16	4-1/4	1-5/16		•	
2-1/8	SIM683	3-1/8	2-1/4	2-7/8	4-1/4	1-5/16		•	
2-3/16	SIM703	3-1/4	2-1/4	3-1/8	4-1/2	1-1/2		•	
2-1/4	SIM723	3-1/4	2-3/8	3-1/8	4-1/2	1-1/2		•	
2-5/16	SIM743	3-3/8	2-3/8	3-1/16	4-1/2	1-1/2		•	
2-3/8	SIM763	3-1/2	2-3/8	3-1/16	4-1/2	1-1/2		•	
2-7/16	SIM783	3-1/2	2-3/8	3-1/16	4-1/2	1-1/2		•	
2-1/2	SIM803	3-1/2	2-3/8	3-1/4	4-3/4	1-5/8		•	
2-9/16	SIM823	3-5/8	2-3/8	3-1/4	4-3/4	1-5/8		•	
2-5/8	SIM843	3-3/4	2-3/8	3-1/4	4-3/4	1-5/8		•	
2-11/16	SIM863	3-3/4	2-3/8	3-1/2	5	1-13/16		•	
2-3/4	SIM883	3-3/4	2-3/8	3-7/16	5	1-13/16		•	
2-13/16	SIM903	4	2-3/8	3-7/16	5	1-3/4		•	
2-7/8	SIM923	4	2-3/8	3-7/16	5	1-3/4		•	
2-15/16	SIM943	4-1/8	2-3/8	3-3/8	5	1-3/4		•	
3	SIM963	4-1/4	2-3/8	3-5/8	5-1/4	1-3/4		•	
3-1/8	SIM1003	4-1/4	2-3/8	3-9/16	5-1/4	1-7/8		•	
3-1/4	SIM1043	4-1/2	2-3/8	3-9/16	5-1/4	1-7/8		•	
3-3/8	SIM1083	4-1/2	2-3/8	4	5-3/4	2-1/4		•	
3-1/2	SIM1123	4-3/4	2-3/8	4	5-3/4	2-1/4		•	
3-5/8	SIM1163	5	2-3/8	3-15/16	5-3/4	2-1/4		•	•
3-11/16	SIM1183	5-5/16	2-3/8	3-15/16	5-3/4	2-7/16		•	
3-3/4	SIM1203	5-1/8	2-3/8	3-7/8	5-3/4	2-1/4		•	
3-13/16	SIM1223	5-3/8	2-3/8	4-1/8	6	2-1/2		•	
3-7/8	SIM1243	5-1/4	2-3/8	4-3/8	6-1/4	2-9/16		•	
3-15/16	SIM1263	5-1/2	2-3/8	4-3/8	6-1/4	2-3/8		•	
4	SIM1283	5-1/2	2-3/8	4-5/16	6-1/4	2-9/16		•	
4-1/16	SIM1303	5-1/2	2-3/8	4-5/16	6-1/4	2-1/2		•	
4-1/8	SIM1323	5-9/16	2-3/8	4-5/16	6-1/4	2-9/16		•	
4-3/16	SIM1343	6	2-3/8	4-1/4	6-1/4	2-1/2		•	
4-7/16	SIM1423	6	2-3/8	4-3/16	6-1/4	2-11/16		•	
4-1/2	SIM1443	6	2-3/8	4-7/16	6-1/2	2-3/4		•	
4-9/16	SIM1463	6-1/2	2-3/8	4-7/16	6-1/2	2-3/4		•	
4-5/8	SIM1483	6-5/8	2-3/8	4-3/8	6-1/2	2-13/16		•	
4-3/4	SIM1523	6-5/8	2-3/8	4-5/8	6-3/4	2-7/8		•	
4-7/8	SIM1563	7	2-3/8	4-9/16	6-3/4	3		•	
5	SIM1603	7	2-3/8	4-1/2	6-3/4	3		•	
5-3/8	SIM1723	7-1/2	2-3/8	5-7/16	7-3/4	3-9/16		•	
5-3/4	SIM1843	8-1/4	2-3/8	5-5/16	7-3/4	3-9/16		•	



SIM563

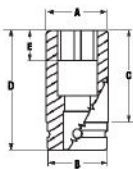
*Applications include use on heavy duty wheel lug nuts.
 **Applications include use on wheel lug nuts on stud piloted/budd style wheel systems.

FLANK DRIVE® IMPACT SOCKETS

1" DRIVE TOOLS



SIMM323



IMM705TW

Deep, mm

mm	6	A	B	C	D	E
30	SIMM303	46.0	53.7	46.0	76.2	19.1
32	SIMM323	52.3	53.7	76.2	82.6	22.4
33	SIMM333	52.3	53.7	53.3	82.5	22.4
38	SIMM383	60.3	57.2	59.7	88.9	25.4

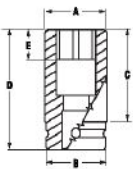
Shallow Thin Wall, mm

mm	6	A	B	C	D	E
70	IMM705TW	91.2	82.6	67.5	114.3	44.3

SPECIAL APPLICATION IMPACT SOCKETS



IM724



IM740

Single Square/Shallow, inches

II	4	A	B	C	D	E
3/4	IM724	1-15/16	2-1/8	31/32	2-1/8	21/32
13/16	IM726	1-15/16	2-1/8	31/32	2-1/8	21/32
7/8	IM728	2-1/16	2-1/8	31/32	2-1/8	21/32
15/16	IM730	2-1/16	2-1/8	15/16	2-1/8	5/8
1	IM732	2-1/8	2-1/8	1-3/32	2-1/4	25/32
1-1/8	IM736	2-1/4	2-1/4	1-3/32	2-1/4	25/32

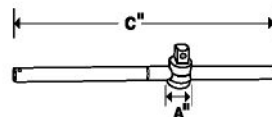
Double Square/Shallow, inches

II	8	A	B	C	D	E
1-1/4	IM740	2-3/8	2-3/8	1-1/8	2-3/8	13/16

1-1/2" DRIVE HANDLES

Sliding T-handle (1-1/2")

Stock No.	C	Sliding Head Only Stock No.	A	Handle Stock No.
L55	36	L55-2	2-7/8	L55-1

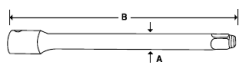


L55



• Do not use "cheater bars" on handles
• Read safety precautions on pages W1 to W4

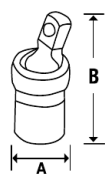
1-1/2" AND #5 SPLINE DRIVE IMPACT ACCESSORIES



IM105

Extensions with Pin Hole (1-1/2")

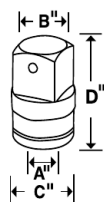
Stock No.	A	B
IM105	2	10
IM155	2	15
IM205	2	20



IP85

Swivel Universal Joint with Pin Hole (1-1/2")

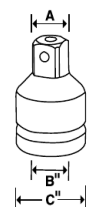
Stock No.	Retention Type	A	B
IP85	Pin Hole	3-5/8	6-1/16



IM53

Adaptors with Pin Hole (1-1/2")

Stock No.	A	B	C	D
IM35	1	1-1/2	2-1/4	3-1/2
IM53	1-1/2	1	3-1/4	4-1/4
IM59	1-1/2	2-1/2	3-1/4	4-3/4
IM95	2-1/2	1-1/2	5	6-3/8



IMSA3

Spline-to-Square Adaptor

Stock No.	A	B	C	D
IMSA3	1" Square	No. 5, 14 Tooth	2-3/8	3-3/8

Ring and Pin Chart for Impact Sockets and Accessories (1", 1-1/2", #5 Spline Drive)

The following are required for tool use:



IM243R



IM243P



IMR3

Stock No.	Description	Use with
IM243R	Synthetic Rubber Locking Ring	1" Drive Sockets/Accessories Up to 1-3/8" (35 mm) plus IM124 Adaptor
IM243P	Steel Locking Pin	1" Drive Sockets/Accessories Up to 1-3/8" (35 mm)
IMR3	Socket Retainer	All 1" Drive Sockets/Accessories, All #5 Spline Drive Sockets/Accessories
IM483R	Rubber Locking Ring	All Spline Drive Sockets/Accessories plus 1" Drive Sockets from 1-7/16" (35 mm)
IM483P	Steel Locking Pin	All Spline Drive Sockets/Accessories plus 1" Drive Sockets from 1-7/16" (35 mm)
IM445R	Rubber Locking Ring	All 1-1/2" Drive Sockets/Accessories

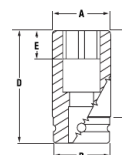
FLANK DRIVE® IMPACT SOCKETS

Shallow, mm

mm	6	A	B	C	D	E
36	IMM365	73.0	82.6	34.5	76.2	25.4
38	IMM385	73.0	82.6	34.5	76.2	25.4
41	IMM415	73.0	82.6	34.5	76.2	27.7
46	IMM465	79.4	82.6	40.9	82.6	29.7
50	IMM505	79.4	82.6	47.2	88.9	31.8
55	IMM555	88.9	82.6	47.2	88.9	35.6
60	IMM605	94.5	82.6	58.2	101.6	38.6



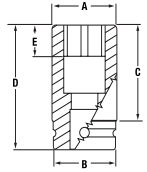
IMM365



65	IMM655	99.2	82.6	56.6	101.6	41.4
70	IMM705	105.6	82.6	61.7	108.0	45.7
75	IMM755	111.1	82.6	66.5	114.3	47.2
80	IMM805	116.6	82.6	77.2	127	50.7

FLANK DRIVE® IMPACT SOCKETS

1-1/2" DRIVE TOOLS



IM445

Shallow, inches

Hex	Part No.	A	B	C	D	E	Set Contains:			
							619M	616M	618M	609M
1-3/8	IM445	2-7/8	3-1/4	1-3/8	3	1	•			
1-7/16	IM465	2-7/8	3-1/4	1-3/8	3	1	•			
1-1/2	IM485	3	3-1/4	1-3/8	3	1	•			
1-9/16	IM505	3	3-1/4	1-3/8	3	1	•			
1-5/8	IM525	2-7/8	3-1/4	1-3/8	3	1-1/16	•			
1-11/16	IM545	3	3-1/4	1-3/8	3	1-1/16	•			
1-3/4	IM565	3-1/8	3-1/4	1-5/8	3-1/4	1-1/8	•			
1-13/16	IM585	3-1/8	3-1/4	1-5/8	3-1/4	1-3/16	•			
1-7/8	IM605	3-1/8	3-1/4	1-7/8	3-1/2	1-3/16	•			
1-15/16	IM625A	3-1/8	3-1/4	1-7/8	3-1/2	1-1/4	•			
2	IM645	3-1/2	3-1/4	1-7/8	3-1/2	1-1/4	•			
2-1/16	IM665	3-1/2	3-1/4	1-7/8	3-1/2	1-7/16	•			
2-1/8	IM685	3-1/2	3-1/4	1-7/8	3-1/2	1-7/16	•			
2-3/16	IM705	3-1/2	3-1/4	1-7/8	3-1/2	1-1/2	•			
2-1/4	IM725A	3-3/4	3-1/4	2-1/8	3-3/4	1-7/16	•			
2-5/16	IM745	3-3/4	3-1/4	2	3-3/4	1-1/2	•			
2-3/8	IM765	3-7/8	3-1/4	2-1/4	4	1-1/2	•			
2-7/16	IM785	3-7/8	3-1/4	2-1/4	4	1-9/16	•			
2-1/2	IM805	3-7/8	3-1/4	2-1/4	4	1-5/8	•			
2-9/16	IM825	3-7/8	3-1/4	2-1/4	4	1-5/8		•		
2-5/8	IM845	4-1/16	3-1/4	2-1/2	4-1/4	1-11/16		•		
2-11/16	IM865	4-1/8	3-1/4	2-1/2	4-1/4	1-11/16		•		
2-3/4	IM885	4-1/4	3-1/4	2-3/8	4-1/4	1-13/16		•		
2-13/16	IM905	4-3/8	3-1/4	2-3/8	4-1/4	1-13/16		•		
2-7/8	IM925	4-3/8	3-1/4	2-3/8	4-1/4	1-13/16		•		
2-15/16	IM945	4-3/8	3-1/4	2-5/8	4-1/2	1-15/16		•		
3	IM965	4-7/16	3-1/4	2-5/8	4-1/2	1-15/16		•		
3-1/16	IM985	4-11/16	3-1/4	2-5/8	4-1/2	1-15/16		•		
3-1/8	IM1005	4-3/4	3-1/4	2-7/8	4-3/4	2		•		
3-3/16	IM1025	4-3/4	3-1/4	2-1/2	4-1/2	2		•		
3-1/4	IM1045	4-3/4	3-1/4	2-3/4	4-3/4	2-1/8		•		
3-5/16	IM1065	5	3-1/4	2-3/4	4-3/4	2-1/8		•		
3-3/8	IM1085	5	3-1/4	2-3/4	4-3/4	2-1/4		•		
3-7/16	IM1105	5	3-1/4	3	5	2-1/4		•		
3-1/2	IM1125	5-1/8	3-1/4	3	5	2-1/4		•		
3-9/16	IM1145	5-1/8	3-1/4	2-7/8	5	2-1/4			•	
3-5/8	IM1165	5-1/8	3-1/4	2-7/8	5	2-5/16			•	
3-11/16	IM1185	5-1/4	3-1/4	3-1/8	5-1/4	2-3/8			•	
3-3/4	IM1205	5-3/8	3-1/4	3-1/8	5-1/4	2-1/2			•	
3-13/16	IM1225	5-3/8	3-1/4	3-1/8	5-1/4	2-1/2			•	
3-7/8	IM1245	5-1/2	3-1/4	3-1/8	5-1/4	2-9/16			•	
3-15/16	IM1265	5-1/2	3-1/4	3-1/8	5-1/4	2-9/16			•	
4	IM1285	5-5/8	3-1/4	3-1/4	5-1/2	2-5/8			•	
4-1/16	IM1305	5-3/4	3-1/4	3-1/4	5-1/2	2-11/16			•	
4-1/8	IM1325	5-13/16	3-1/4	3-1/4	5-1/2	2-3/4			•	
4-1/4	IM1365	6	3-1/4	3-1/2	5-3/4	2-3/4			•	
4-5/16	IM1385	6-1/4	3-1/4	3-1/2	5-3/4	2-7/8			•	
4-3/8	IM1405	6-1/4	3-1/4	3-3/8	5-3/4	2-15/16			•	
4-7/16	IM1425	6-1/4	3-1/4	3-3/8	5-3/4	3			•	
4-1/2	IM1445	6-1/4	3-1/4	3-5/8	6	3-1/8			•	
4-5/8	IM1485	6-1/2	3-1/4	3-7/8	6-1/4	3-1/8			•	
4-3/4	IM1525	6-9/16	3-1/4	3-7/8	6-1/4	3-1/8			•	
4-7/8	IM1565	6-11/16	3-1/4	3-3/4	6-1/4	3-3/16			•	
5	IM1605	6-7/8	3-1/4	3-3/4	6-1/4	3-3/16			•	
5-3/8	IM1725	7-5/16	3-1/4	3-5/8	6-1/4	3-7/16			•	
5-3/4	IM1845	7-11/16	3-1/4	4-1/2	7-1/4	3-11/16			•	
6-1/8	IM1965	8	3-1/4	4-3/8	7-1/4	3-15/16			•	
6-1/2	IM2085	8-3/8	3-1/4	5	8	4-3/16			•	
6-7/8	IM2205	8-13/16	3-1/4	4-7/8	8	4-3/8			•	
7-1/4	IM2325	9-3/16	3-1/4	6-1/8	9-1/4	4-5/8			•	
7-5/8	IM2445	9-1/2	3-1/4	6-1/4	9-1/2	4-7/8			•	
8	IM2565	10	3-1/4	6-5/8	10	5-1/8			•	

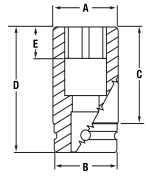


• Read safety precautions on pages W1 to W4



FLANK DRIVE® IMPACT SOCKETS



SIM485



Deep, inches

		A	B	C	D	E
1-3/16	SIM445	2-7/8	3-1/4	2-5/8	4-1/4	1
1-7/16	SIM465	2-7/8	3-1/4	2-5/8	4-1/4	1
1-1/2	SIM485	2-7/8	3-1/4	2-5/8	4-1/4	1
1-5/8	SIM525	2-7/8	3-1/4	2-5/8	4-1/4	1-1/8
1-11/16	SIM545	3	3-1/4	2-5/8	4-1/4	1-1/8
2	SIM645	3-3/8	3-1/4	3-1/8	4-3/4	1-1/4
2-1/16	SIM665	3-7/16	3-1/4	3-1/8	4-3/4	1-5/16
2-3/16	SIM705	3-1/2	3-1/4	3-3/8	5	1-3/8
2-1/4	SIM725	3-9/16	3-1/4	3-5/8	5-1/4	1-1/2
2-5/16	SIM745	3-5/8	3-1/4	3-1/2	5-1/4	1-9/16
2-3/8	SIM765	3-3/4	3-1/4	3-1/2	5-1/4	1-9/16
2-7/16	SIM785	3-3/4	3-1/4	3-1/2	5-1/4	1-9/16
2-1/2	SIM805	3-7/8	3-1/4	3-1/2	5-1/4	1-5/8
2-9/16	SIM825	3-7/8	3-1/4	3-3/4	5-1/2	1-5/8
2-5/8	SIM845	4	3-1/4	3-3/4	5-1/2	1-11/16
2-11/16	SIM865	4-1/8	3-1/4	3-3/4	5-1/2	1-3/4
2-3/4	SIM885	4-1/8	3-1/4	3-5/8	5-1/2	1-13/16
2-13/16	SIM905	4-1/4	3-1/4	3-7/8	5-3/4	1-13/16
2-7/8	SIM925	4-5/16	3-1/4	3-7/8	5-3/4	1-7/8
2-15/16	SIM945	4-3/8	3-1/4	3-7/8	5-3/4	1-15/16
3	SIM965	4-7/16	3-1/4	4-1/8	6	1-15/16
3-1/16	SIM985	4-9/16	3-1/4	4-1/8	6	2
3-1/8	SIM1005	4-5/8	3-1/4	4-1/8	6	2-1/16
3-3/16	SIM1025	4-11/16	3-1/4	4-1/4	6-1/4	2-1/8
3-1/4	SIM1045	4-3/4	3-1/4	4-1/4	6-1/4	2-1/8
3-5/16	SIM1065	4-7/8	3-1/4	4-1/4	6-1/4	2-3/16
3-3/8	SIM1085	4-15/16	3-1/4	4-1/4	6-1/4	2-1/4
3-7/16	SIM1105	5	3-1/4	4-1/2	6-1/2	2-1/4
3-1/2	SIM1125	5-1/16	3-1/4	4-1/2	6-1/2	2-5/16
3-9/16	SIM1145	5-1/8	3-1/4	4-3/8	6-1/2	2-3/8
3-5/8	SIM1165	5-1/4	3-1/4	4-5/8	6-3/4	2-7/16
3-11/16	SIM1185	5-5/16	3-1/4	4-5/8	6-3/4	2-7/16
3-3/4	SIM1205	5-3/8	3-1/4	4-5/8	6-3/4	2-1/2
3-13/16	SIM1225	5-7/16	3-1/4	4-7/8	7	2-1/2
3-7/8	SIM1245	5-1/2	3-1/4	4-7/8	7	2-9/16
3-15/16	SIM1265	5-5/8	3-1/4	5-1/8	7-1/4	2-9/16
4	SIM1285	5-5/8	3-1/4	5	7-1/4	2-5/8
4-1/16	SIM1305	5-3/4	3-1/4	5-1/4	7-1/2	2-11/16
4-1/8	SIM1325	5-13/16	3-1/4	5-1/4	7-1/2	2-3/4
4-1/4	SIM1365	6	3-1/4	5-1/2	7-3/4	2-13/16
4-5/16	SIM1385	6-1/4	3-1/4	5-1/2	7-3/4	3
4-3/8	SIM1405	6-1/4	3-1/4	5-3/8	7-3/4	3
4-1/2	SIM1445	6-1/4	3-1/4	5-5/8	8	3
4-5/8	SIM1485	6-3/8	3-1/4	5-5/8	8	3-1/16
4-3/4	SIM1525	6-1/2	3-1/4	5-5/8	8	3-1/16

Locking Rings and Pins for 1-1/2" and 2-1/2" Extensions, Adaptors, Impact Sockets



IM243P

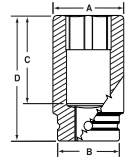


IM243R

Stock No.	Description	Use with
IM243R	Synthetic Rubber Locking Ring	1" Drive Sockets/Accessories Up to 1-3/8" (35 mm) plus IM124 Adaptor
IM243P	Steel Locking Pin	1" Drive Sockets/Accessories Up to 1-3/8" (35 mm)
IM445R	Rubber Locking Ring	All 1-1/2" Drive Sockets/Accessories
IM729P	Steel Locking Pin	All 2-1/2" Drive Sockets/Accessories

FLANK DRIVE® IMPACT SOCKETS

2-1/2" DRIVE TOOLS



Shallow, inches

Set Contains: 716IM 713IM 714IM 711IM

II	6	A	B	C	D	6	6	6	6
2	IM649	3-7/16	5	2-31/32	5-1/2	•			
2-3/16	IM709	3-21/32	5	3-7/32	5-3/4	•			
2-1/4	IM729	3-23/32	5	3-7/32	5-3/4	•			
2-3/8	IM769	3-7/8	5	3-15/32	6	•			
2-1/2	IM809	4	5	3-15/32	6	•			
2-9/16	IM829	4-3/32	5	3-15/32	6	•			
2-5/8	IM849	4-5/32	5	3-15/32	6	•			
2-7/8	IM929	4-7/16	5	3-23/32	6-1/4	•			
2-15/16	IM949	4-17/32	5	3-23/32	6-1/4	•			
3	IM969	4-19/32	5	3-23/32	6-1/4	•			
3-1/8	IM1009	4-3/4	5	3-31/32	6-1/2	•			
3-1/4	IM1049	5	5	3-31/32	6-1/2	•			
3-3/8	IM1089	5	5	3-31/32	6-1/2	•			
3-7/16	IM1109	5	5	4-7/32	6-3/4	•			
3-1/2	IM1129	5-3/16	5	4-7/32	6-3/4	•			
3-5/8	IM1169	5-5/16	5	4-7/32	6-3/4		•		
3-3/4	IM1209	5-15/32	5	4-15/32	7		•		
3-7/8	IM1249	5-5/8	5	4-15/32	7		•		
4	IM1289	5-3/4	5	4-15/32	7		•		
4-1/16	IM1309	5-27/32	5	4-15/32	7		•		
4-1/8	IM1329	5-29/32	5	4-23/32	7-1/4		•		
4-1/4	IM1369	6-1/16	5	4-23/32	7-1/4		•		
4-3/8	IM1409	6-7/32	5	4-23/32	7-1/4		•		
4-1/2	IM1449	6-11/32	5	4-31/32	7-1/2		•		
4-5/8	IM1489	6-1/2	5	4-31/32	7-1/2		•		
4-3/4	IM1529	6-21/32	5	4-31/32	7-1/2		•		
4-7/8	IM1569	6-25/32	5	5-7/32	7-3/4		•		
5	IM1609	6-15/16	5	5-7/32	7-3/4		•		
5-1/8	IM1649	7-3/32	5	5-7/32	7-3/4			•	
5-1/4	IM1689	7-7/32	5	5-15/32	8			•	
5-3/8	IM1729	7-3/8	5	5-15/32	8			•	
5-7/16	IM1749	7-7/16	5	5-3/8	8			•	
5-1/2	IM1769	7-17/32	5	5-5/8	8-1/4			•	
5-5/8	IM1809	7-21/32	5	5-19/32	8-1/4			•	
5-3/4	IM1849	7-13/16	5	5-19/32	8-1/4			•	
5-7/8	IM1889	7-31/32	5	5-13/16	8-1/2			•	
6	IM1929	8-3/32	5	5-3/4	8-1/2			•	
6-1/8	IM1969	8-1/4	5	5-3/4	8-1/2			•	
6-1/4	IM20099	8-13/32	5	5-31/32	8-3/4			•	
6-3/8	IM2049	8-17/32	5	5-15/16	8-3/4			•	
6-1/2	IM2089	8-11/16	5	5-15/16	8-3/4			•	
6-5/8	IM2129	8-27/32	5	6-5/32	9			•	
6-3/4	IM2169	8-31/32	5	6-1/8	9				•
6-7/8	IM2209	9-1/8	5	6-1/8	9				•
7	IM2249	9-9/32	5	6-5/16	9-1/4				•
7-1/8	IM2289	9-13/32	5	6-5/16	9-1/4				•
7-1/4	IM2329	9-9/16	5	6-17/32	9-1/2				•
7-3/8	IM2369	9-23/32	5	6-1/2	9-1/2				•
7-1/2	IM2409	9-7/8	5	6-1/2	9-1/2				•
7-5/8	IM2449	10	5	6-23/32	9-3/4				•
7-3/4	IM2489	10-5/32	5	6-11/16	9-3/4				•
7-7/8	IM2529	10-5/16	5	6-11/16	9-3/4				•
8	IM2569	10-7/16	5	6-7/8	10				•

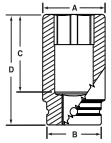


• Read safety precautions on pages W1 to W4

FLANK DRIVE® IMPACT SOCKETS



IMM1159



Shallow, mm

Set Contains: 713MM 710MM 709MM

mm	6	A	B	C	D	6	6	6
60	IMM609	97.6	127	88.1	152.4	•		
65	IMM659	104.0	127	88.1	152.4	•		
67	IMM679	105.6	127	88.1	152.4	•		
70	IMM709	109.5	127	94.5	158.8	•		
71	IMM719	110.3	127	94.5	158.8	•		
75	IMM759	115.1	127	94.5	158.8	•		
80	IMM809	121.4	127	100.8	165.1	•		
85	IMM859	127.0	127	100.8	165.1	•		
86	IMM869	127.0	127	100.8	165.1	•		
90	IMM909	132.6	127	107.2	171.5	•		
95	IMM959	138.9	127	107.2	171.5	•		
98	IMM989	142.1	127	113.5	177.8	•		
100	IMM1009	144.5	127	113.5	177.8	•		
105	IMM1059	150.8	127	119.9	184.2		•	
110	IMM1109	156.4	127	119.9	184.2		•	
115	IMM1159	161.9	127	126.2	190.5		•	
120	IMM1209	168.3	127	126.2	190.5		•	
125	IMM1259	173.8	127	132.6	196.9		•	
130	IMM1309	179.4	127	132.6	196.9		•	
135	IMM1359	185.7	127	138.9	203.2		•	
140	IMM1409	191.3	127	142.9	209.6		•	
145	IMM1459	196.9	127	142.1	209.6		•	
150	IMM1509	203.2	127	147.6	215.9		•	
155	IMM1559	208.8	127	146.1	215.9			•
160	IMM1609	215.1	127	151.6	222.3			•
165	IMM1659	215.1	127	150.8	222.3			•
170	IMM1709	226.2	127	156.4	228.6			•
175	IMM1759	232.6	127	161.9	235.0			•
180	IMM1809	238.1	127	160.3	235.0			•
185	IMM1859	243.7	127	165.9	241.3			•
190	IMM1909	250.0	127	165.1	241.3			•
200	IMM2009	261.9	127	169.9	247.7			•



IM243P



IMR3



IM243R

Locking Rings and Pins for 1-1/2" and 2-1/2" Extensions, Adaptors, Impact Sockets

Stock No.	Description	Use with
IM182R	Rubber Locking Ring	All 3/4" Drive Sockets/Accessories
IMR2	Socket Retainer	All 3/4" Drive Sockets/Accessories
IM243R	Synthetic Rubber Locking Ring	1" Drive Sockets/Accessories Up to 1-3/8" (35 mm) plus IM124 Adaptor
IM243P	Steel Locking Pin	1" Drive Sockets/Accessories Up to 1-3/8" (35 mm)
IMR3	Socket Retainer	All 1" Drive Sockets/Accessories, All #5 Spline Drive Sockets/Accessories
IM483R	Rubber Locking Ring	All Spline Drive Sockets/Accessories plus 1" Drive Sockets from 1-7/16" (35 mm)
IM483P	Steel Locking Pin	All Spline Drive Sockets/Accessories plus 1" Drive Sockets from 1-7/16" (35 mm)
IM445R	Rubber Locking Ring	All 1-1/2" Drive Sockets/Accessories
IM729P	Steel Locking Pin	All 2-1/2" Drive Sockets/Accessories

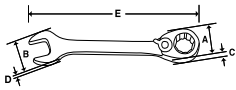
Our wrenches perform better over the long haul than other wrenches because they're made better—with special alloy steel, precision forging and heat treatment for maximum strength and durability. Nickel-chrome finishing for corrosion protection and easy cleanup. Plus longer handles for more leverage and greater access.

SUPERIOR FEATURES AT EVERY TURN.

Our entire line of wrenches is packed with exclusive features. The Flank Drive® Plus profile on the open end "bites" into the fastener to minimize risk of slipping and delivers up to 62% more turning power. Our Flank Drive® box-end wrenches perform better too, with a 7.5° rotation away from the handle, allowing you to flip them for a better grip in tight spots. They also feature a 15° angle for knuckle clearance and even greater accessibility. And with up to 80 gear teeth and reversible dual pawls, our reverse ratcheting box-end wrenches provide smoother operation and maximum power.



FLANK DRIVE® PLUS REVERSIBLE RATCHETING COMBINATION



Ratcheting Combination, Standard Handle, 15° Offset, mm

- Patented, ratcheting mechanism utilizes Snap-on® Dual 80® technology; combining dual pawls with a thin-walled, box-end design for smooth operation and more torque transfer in less lateral space
- 12-point ratcheting gear is cold-formed and features the Flank Drive® wrenching configuration, the proven design for turning fasteners
- Open end features patented Flank Drive® Plus wrenching configuration that delivers up to 62% more turning power than conventional wrenches
- Up to 80-gear teeth requires minimal movement in tight areas
- 15° offset of box-end for maximum knuckle clearance

SOXRRM10
Set Contains:

mm	12	A	B	C	D	E	12
6	SOXRRM6	16.3	13.8	6.7	3.7	125.5	
7	SOXRRM7	16.8	15.1	6.9	3.9	137.4	
8	SOXRRM8	17.8	17.0	7.1	4.3	149	
9	SOXRRM9	19.6	19.2	7.9	4.7	164	
10	SOXRRM10	19.1	21.1	7.2	5.1	178.6	•
11	SOXRRM11	21.1	23.4	7.6	5.5	194.1	•
12	SOXRRM12	22.7	25.1	8.1	5.9	206.5	•
13	SOXRRM13	24	27.2	8.2	6.3	220.7	•
14	SOXRRM14	26.3	29.2	8.2	6.7	234.7	•
15	SOXRRM15	27.8	31.2	9.1	7.1	248.9	•
16	SOXRRM16	28.4	33	9.8	7.4	261.1	•
17	SOXRRM17	30.5	35.1	9.9	7.8	276.6	•
18	SOXRRM18	31.8	37.1	10.4	8.2	291.1	•
19	SOXRRM19	32.4	39.4	10.9	8.6	304.8	•

ASME® B107.100

Set includes storage tray

Ratcheting Combination, Standard Handle, 15° Offset, inches

SOXRR707
Set Contains:



II	12	A	B	C	D	E	12
1/4	SOXRR8	21/32	9/16	9/32	5/32	4-15/16	
5/16	SOXRR10	27/32	11/16	9/32	3/16	5-29/32	
3/8	SOXRR12	3/4	27/32	9/32	7/32	7-1/32	•
7/16	SOXRR14	27/32	15/16	5/16	7/32	7-21/32	•
1/2	SOXRR16	15/16	1-1/16	11/32	1/4	8-11/16	•
9/16	SOXRR18	1-1/32	1-5/32	11/32	1/4	9-1/4	•
5/8	SOXRR20	1-1/8	1-5/16	3/8	9/32	10-9/32	•
11/16	SOXRR22	1-3/16	1-3/8	13/32	5/16	10-7/8	•
3/4	SOXRR24	1-9/32	1-9/16	7/16	11/32	12	•

ASME® B107.100

Set includes storage tray

FLANK DRIVE® RATCHETING COMBINATION

- Patented open end speed wrenching configuration delivers more speed than conventional wrenches
- Speed open end provides quick, ratchet like action
- Flank Drive® wrenching system on box end provides up to 15 to 20% more turning power with less risk of tool or fastener damage
- Manufactured from special alloy steel, precision forged and heat treated for optimum strength and durability
- Up to 80 gear teeth for minimal movement in tight areas
- Box ends are offset 15° for clearance
- Sized for optimum comfort and balance
- Nickel-chrome plating helps protect against corrosion and makes it easy to wipe clean

SRXRM710
Set Contains:



Reversible Ratcheting Box/Speed Open End, mm

mm	12	A	B	C	D	E	Gear Teeth	12
10	SRXRM10	21.5	19.1	8.3	5.1	179	72	•
11	SRXRM11	22.0	21.0	8.6	5.6	194	72	•
12	SRXRM12	23.5	22.9	9.3	5.9	207	80	•
13	SRXRM13	25.0	24.8	10.2	6.4	221	80	•
14	SRXRM14	27.0	26.7	10.2	6.6	235	80	•
15	SRXRM15	28.5	28.6	11.1	7.4	249	80	•
16	SRXRM16	30.5	30.5	11.1	7.4	261	80	•
17	SRXRM17	32.0	32.4	12.0	7.9	277	80	•
18	SRXRM18	34.5	34.3	12.0	8.2	291	80	•
19	SRXRM19	36.5	36.2	12.9	8.6	305	80	•

ASME® B107.100

Set includes storage tray

FLANK DRIVE® RATCHETING COMBINATION



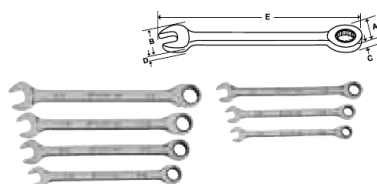
OXRM703



OXRM710



OXR704



OXR707

Ratcheting Combination, Standard Handle, 0° Offset, mm

mm	12	A	B	C	D	E	Set Contains:	
							OXRM703	OXRM710
6	OXRM6	16	13.2	6.4	3.5	122.9		
7	OXRM7	16	14.9	6.4	3.9	134.6		
8	OXRM8	16.9	17	6.4	4.3	146.8		
9	OXRM9	18.2	19.1	6.8	4.7	159		
10	OXRM10	19.1	21.1	7.2	5.1	171		•
11	OXRM11	21.1	23.4	7.6	5.5	183		•
12	OXRM12	22.7	25.1	8.1	5.9	195		•
13	OXRM13	24	27.2	8.2	6.3	207		•
14	OXRM14	26.3	29.2	8.3	6.7	219		•
15	OXRM15	27.8	31.2	8.3	7.1	231		•
16	OXRM16	28.4	33	9.8	7.4	243		•
17	OXRM17	30.5	35.1	9.9	7.8	255		•
18	OXRM18	31.8	37.1	10.4	8.2	267		•
19	OXRM19	32.4	39.4	10.9	8.6	279		•
21	OXRM21	39	43	13	9	314	•	
22	OXRM22	40	46	13	10	329	•	
24	OXRM24	46	49	14	11	359	•	

ASME® B107.100

Sets include storage tray

Ratcheting Combination, Standard Handle, 0° Offset, inches

Inches	12	A	B	C	D	E	Set Contains:	
							OXR704	OXR707
1/4	OXR8	5/8	1/2	1/4	9/64	4-27/32		
5/16	OXR10	21/32	43/64	1/4	11/64	6-1/4		
3/8	OXR12	3/4	27/32	9/32	3/16	6-3/4		•
7/16	OXR14	27/32	29/32	5/16	7/32	7-7/32		•
1/2	OXR16	15/16	1-1/16	11/32	1/4	8-5/32		•
9/16	OXR18	1-1/32	1-5/32	11/32	1/4	8-5/8		•
5/8	OXR20	1-1/8	1-5/16	3/8	9/32	9-9/16		•
11/16	OXR22	1-7/32	1-3/8	13/32	5/16	10-1/32		•
3/4	OXR24	1-9/32	1-9/16	7/16	11/32	10-31/32		•
13/16	OXR26	1-9/16	1-3/4	17/32	3/8	12-3/8	•	
7/8	OXR28	1-9/16	1-13/16	17/32	13/32	12-15/16	•	
15/16	OXR30	1-13/16	1-15/16	9/16	7/16	14-1/8	•	
1	OXR32	1-13/16	2-1/16	9/16	7/16	14-11/16	•	

ASME® B107.100

Set includes storage tray



OXIRM707



OXR707

Ratcheting Combination, Short Handle, 0° Offset, mm

mm	12	A	B	C	D	E	Set Contains:	
							OXIRM707	OXIRM705
6	OXIRM6	16.3	13.2	6.7	3.5	80.8		
7	OXIRM7	16.8	15.2	6.9	3.9	84.8		
8	OXIRM8	17.8	17.0	7.1	4.3	88.7	•	
9	OXIRM9	19.6	19.2	8.0	4.8	92.7	•	
10	OXIRM10	21.5	21.1	8.4	5.1	97.0	•	
11	OXIRM11	22.0	23.4	8.7	5.6	101.1	•	
12	OXIRM12	23.5	25.1	9.3	5.9	105.4	•	
13	OXIRM13	25.0	27.2	10.2	6.4	109.5	•	
14	OXIRM14	27.0	29.2	10.2	6.7	113.8	•	
15	OXIRM15	28.5	31.2	11.1	7.1	118.1		•
16	OXIRM16	30.5	33.0	11.1	7.4	122.2		•
17	OXIRM17	32.0	35.1	12.0	7.8	126.5		•
18	OXIRM18	34.5	37.1	12.0	8.2	130.6		•
19	OXIRM19	36.5	39.4	12.9	8.7	135.4		•

ASME® B107.100

Set includes storage tray

Ratcheting Combination, Short Handle, 0° Offset, inches

Inches	12	A	B	C	D	E	Set Contains:	
							OXIR707	
1/4	OXIR8	21/32	17/32	9/32	5/32	3-3/16		
5/16	OXIR10	21/32	11/16	9/32	3/16	3-17/32		
3/8	OXIR12	27/32	27/32	5/16	3/16	3-27/32	•	
7/16	OXIR14	7/8	29/32	11/32	7/32	3-31/32	•	
1/2	OXIR16	31/32	1-1/16	13/32	1/4	4-5/16	•	
9/16	OXIR18	1-1/16	1-5/32	13/32	1/4	4-15/32	•	
5/8	OXIR20	1-3/16	1-5/16	15/32	9/32	4-13/16	•	
11/16	OXIR22	1-7/32	1-3/8	15/32	5/16	4-31/32	•	
3/4	OXIR24	1-15/32	1-9/16	1/2	11/32	5-11/32	•	

ASME® B107.100

Set includes storage tray



• Do not use "cheater bars" on handles
• Read safety precautions on pages W1 to W4

REVERSIBLE RATCHETING COMBINATION Blue-Point®



BOERM712

Ratcheting Combination,
Standard Handle, 15°
Offset, mm (Blue-Point®)

Set
Contains:

BOERM712
BOERM704

mm	12	A	B	C	D	E	12	12
6	BOERM6	16.3	16.3	6.6	3.6	114.3		
6	BOERM7	16.5	16.4	6.6	3.9	125		
8	BOERM8	17.8	17.7	6.5	4.0	135	•	
9	BOERM9	19.5	20.0	7.4	4.0	150	•	
10	BOERM10	21.5	21.9	8.0	5.0	160	•	
11	BOERM11	22.0	23.9	8.5	5.5	170	•	
12	BOERM12	23.5	25.0	9.0	5.5	175	•	
13	BOERM13	25.0	25.9	10.0	6.3	180	•	
14	BOERM14	27.0	29.9	10.0	6.5	190	•	
15	BOERM15	28.5	31.1	11.0	7.0	200	•	
16	BOERM16	30.5	33.6	11.0	7.0	210	•	
17	BOERM17	32.0	36.5	12.0	7.0	230	•	
18	BOERM18	34.5	38.5	12.0	8.0	240	•	
19	BOERM19	36.5	38.7	12.9	8.7	250	•	
21	BOERM21	39.4	43.2	13.7	9.4	266.7		•
22	BOERM22	41.7	45.7	14.5	9.4	285.8		•
24	BOERM24	46.5	49.5	15.5	11.2	304.8		•
25	BOERM25	47.2	52.8	15.5	11.2	327.2		•

ASME® B107.100

Sets include storage tray



BOERMS712

Ratcheting Combination,
Short Handle, 15° Offset, mm
(Blue-Point®)

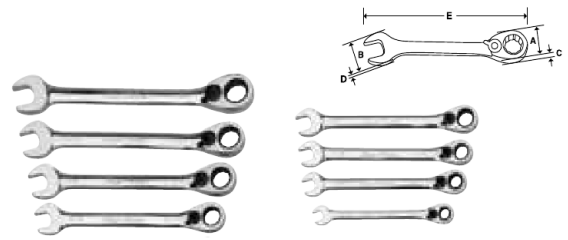
Set
Contains:

BOERMS712

mm	12	A	B	C	D	E	12
8	BOERMS8	17.8	17.7	6.5	4.0	90	•
9	BOERMS9	19.5	20.0	7.4	4.0	95	•
10	BOERMS10	21.5	21.9	8.0	5.0	100	•
11	BOERMS11	22.0	23.9	8.5	5.5	105	•
12	BOERMS12	23.5	25.0	9.0	5.5	110	•
13	BOERMS13	25.0	25.9	10.0	6.3	115	•
14	BOERMS14	27.0	29.9	10.0	6.5	120	•
15	BOERMS15	28.5	31.1	11.0	7.0	125	•
16	BOERMS16	30.5	33.6	11.0	7.0	128	•
17	BOERMS17	32.0	36.5	12.0	7.0	132	•
18	BOERMS18	34.5	38.5	12.0	8.0	138	•
19	BOERMS19	36.5	38.7	12.9	8.7	142	•

ASME® B107.100

Set includes storage tray



BOER708

Ratcheting Combination,
Standard Handle, 15° Offset,
inches (Blue-Point®)

Set
Contains:

BOER708
BOER704

mm	12	A	B	C	D	E	12	12
7/32	BOER7	5/8	21/32	1/4	5/32	4-1/2		
1/4	BOER8	21/32	21/32	1/4	5/32	4-1/2		
5/16	BOER10	11/16	11/16	1/4	5/32	5-5/16	•	
11/32	BOER11	25/32	25/32	9/32	5/32	5-15/16		
3/8	BOER12	27/32	7/8	5/16	3/16	6-5/16	•	
7/16	BOER14	7/8	15/16	11/32	7/32	6-11/16	•	
1/2	BOER16	31/32	1-1/32	13/32	1/4	7-1/16	•	
9/16	BOER18	1-1/16	1-3/16	13/32	1/4	7-1/2	•	
5/8	BOER20	1-3/16	1-5/16	7/16	9/32	8-1/4	•	
11/16	BOER22	1-1/4	1-7/16	15/32	9/32	9-1/16	•	
3/4	BOER24	1-7/16	1-17/32	1/2	11/32	9-13/16	•	
13/16	BOER26	1-9/16	1-23/32	17/32	3/8	10-1/2		•
7/8	BOER28	1-21/32	1-27/32	9/16	3/8	11-1/4		•
15/16	BOER30	1-27/32	1-31/32	5/8	7/16	12		•
1	BOER32	1-7/8	2-3/32	5/8	7/16	12-7/8		•

ASME® B107.100

Set includes storage tray



BOERS708

Ratcheting Combination,
Short Handle, 15° Offset,
inches (Blue-Point®)

Set
Contains:

BOERS708

mm	12	A	B	C	D	E	12
5/16	BOERS10	11/16	11/16	1/4	5/32	3-9/16	•
3/8	BOERS12	27/32	7/8	5/16	3/16	3-15/16	•
7/16	BOERS14	7/8	15/16	11/32	7/32	4-1/8	•
1/2	BOERS16	31/32	1-1/32	13/32	1/4	4-1/2	•
9/16	BOERS18	1-1/16	1-3/16	13/32	1/4	4-3/4	•
5/8	BOERS20	1-3/16	1-5/16	7/16	9/32	5-1/16	•
11/16	BOERS22	1-1/4	1-7/16	15/32	9/32	5-3/16	•
3/4	BOERS24	1-7/16	1-17/32	1/2	11/32	5-9/16	•

ASME® B107.100

Set includes storage tray

REVERSIBLE RATCHETING COMBINATION Blue-Point®



BOERMF712A

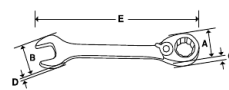
Flex Head Ratcheting Combination, Standard Handle, 15° Offset, inches (Blue-Point®)

- Flex head pivots 90° in either direction to reach hard to get fasteners
- Reversible, dual pawl ratcheting box end yields smooth operation and maximum strength
- 4.5° (5° or smaller wrenches) tooth engagement; less movement to engage the next tooth
- Tough, durable nickel-chrome finish

mm	12	A	B	C	D	E	Set Contains:	
							12	•
8	BOERMF8A	17.8	17.7	6.5	4.0	142	•	
9	BOERMF9A	19.5	20.0	7.4	4.0	152	•	
10	BOERMF10A	21.5	21.9	8.0	5.0	162	•	
11	BOERMF11A	22.0	23.9	8.5	5.5	172	•	
12	BOERMF12A	23.5	25.0	9.0	5.5	180	•	
13	BOERMF13A	25.0	25.9	10.0	6.3	188	•	
14	BOERMF14A	27.0	29.9	10.0	6.5	196	•	
15	BOERMF15A	28.5	31.1	11.0	7.0	204	•	
16	BOERMF16A	30.5	33.6	11.0	7.0	214	•	
17	BOERMF17A	32.0	36.5	12.0	7.0	228	•	
18	BOERMF18A	34.5	38.5	12.0	8.0	242	•	
19	BOERMF19A	36.5	38.7	12.9	8.7	256	•	

ASME® B107.100

Set includes storage tray



BOERF708A

Flex Head Ratcheting Combination, Standard Handle, 15° Offset, inches (Blue-Point®)

mm	12	A	B	C	D	E	Set Contains:	
							12	•
5/16	BOERF10A	11/16	11/16	1/4	5/32	5-19/32	•	
3/8	BOERF12A	27/32	7/8	5/16	3/16	6-3/8	•	
7/16	BOERF14A	7/8	15/16	11/32	7/32	6-3/4	•	
1/2	BOERF16A	31/32	1-1/32	13/32	1/4	7-13/32	•	
9/16	BOERF18A	1-1/16	1-3/16	13/32	1/4	7-23/32	•	
5/8	BOERF20A	1-3/16	1-5/16	7/16	9/32	8-7/16	•	
11/16	BOERF22A	1-1/4	1-7/16	15/32	9/32	8-31/32	•	
3/4	BOERF24A	1-7/16	1-17/32	1/2	11/32	10-1/16	•	

ASME® B107.100

Set includes storage tray



BOERMSF712

Flex Head Ratcheting Combination, Midget Handle, 15° Offset, mm (Blue-Point®)

mm	12	A	B	C	D	E	Set Contains:	
							12	•
8	BOERMSF8	17.8	17.7	6.5	4.0	94	•	
9	BOERMSF9	19.5	20.0	7.4	4.0	98	•	
10	BOERMSF10	21.5	21.9	8	5	103	•	
11	BOERMSF11	22	23.9	8.5	5.5	108	•	
12	BOERMSF12	23.5	25	9	5.5	111	•	
13	BOERMSF13	25	25.9	10	6.3	115	•	
14	BOERMSF14	27	29.9	10	6.5	120	•	
15	BOERMSF15	28.5	31.1	11	7	124	•	
16	BOERMSF16	30.5	33.6	11	7	128	•	
17	BOERMSF17	32	36.5	12	7	133	•	
18	BOERMSF18	34.5	38.5	12	8	140	•	
19	BOERMSF19	36.5	38.7	12.9	8.7	147	•	

ASME® B107.100

Set includes kit bag



BOERSF708

Flex Head Ratcheting Combination, Midget Handle, 15° Offset, inches (Blue-Point®)

mm	12	A	B	C	D	E	Set Contains:	
							12	•
5/16	BOERSF10	11/16	11/16	1/4	5/32	3-11/16	•	
3/8	BOERSF12	27/32	7/8	5/16	3/16	4-1/16	•	
7/16	BOERSF14	7/8	15/16	11/32	7/32	4-1/4	•	
1/2	BOERSF16	31/32	1-1/32	13/32	1/4	4-17/32	•	
9/16	BOERSF18	1-1/16	1-3/16	13/32	1/4	4-23/32	•	
5/8	BOERSF20	1-3/16	1-5/16	7/16	9/32	5-1/32	•	
11/16	BOERSF22	1-1/4	1-7/16	15/32	9/32	5-1/4	•	
3/4	BOERSF24	1-7/16	1-17/32	1/2	11/32	5-25/32	•	

ASME® B107.100

Set includes kit bag

WRENCHES



- Do not use "cheater bars" on handles
- Read safety precautions on pages W1 to W4

RATCHETING WRENCH ADAPTORS




RWA2

Ratcheting Wrench Adaptors

- Converts ratcheting wrench into a ratchet
- Use with reversible ratcheting box wrenches such as the SOXRR, SOXRRM, BOERM, BOERMF and BOERMS series
- Can be used with the combination ratcheting box wrenches such as the OXR, OXRM, OXIR, and OXIRM series
- Use reverse lever on wrench to secure or remove adaptor from wrench
- Push button on adaptor to release socket

Stock No.	Configuration	Use with Ratcheting Wrench Size
RWA1	1/4" Drive	13 mm
RWA2	3/8" Drive	16 mm
RWA3	1/2" Drive	19 mm
RWA4	1/4" Hex	13 mm
RWA1FR	1/4" Drive	1/2"
RWA2FR	3/8" Drive	5/8"
RWA3FR	1/2" Drive	3/4"
RWA4FR	1/4" Hex	1/2"

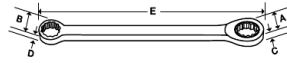
FLANK DRIVE® HIGH PERFORMANCE RATCHETING BOX



XDLRM705K1



XDLRM705K2



Ratcheting Box, 0° Offset Heads, mm

Set Contains:

XDLRM705K1
XDLRM705K2

mm	12	A	B	C	D	E	12	12
8	XDLRM8	16.9	11.6	6.4	6.2	230.6		
9	XDLRM9	18.2	13	6.8	6.2	243.6		
10	XDLRM10	19.1	14.4	7.2	7.6	256.5		•
11	XDLRM11	21.1	15.6	7.6	8.5	269.5	•	
12	XDLRM12	22.7	17.1	8.1	8.9	282.4	•	
13	XDLRM13	24	18.7	8.2	8.9	295.4		•
14	XDLRM14	26.3	20.1	8.3	10.2	336.3	•	
15	XDLRM15	27.8	21.5	8.3	10.9	349.3		•
16	XDLRM16	28.4	22.6	9.8	11.2	362.2	•	
17	XDLRM17	30.5	23.7	9.9	11.3	375.2		•
18	XDLRM18	31.8	24.9	10.4	12.1	388.1	•	
19	XDLRM19	32.4	26.3	10.9	12.1	401.1		•

Sets include kit bag

Ratcheting Box, 0° Offset Heads, inches

Set Contains:

XDLR705

11	12	A	B	C	D	E	
5/16	XDLR10	21/32	29/64	1/4	1/4	9-1/16	
3/8	XDLR12	3/4	9/16	9/32	19/64	10-3/32	•
7/16	XDLR14	27/32	39/64	5/16	11/32	10-39/64	•
1/2	XDLR16	15/16	23/32	11/32	23/64	11-5/8	•
9/16	XDLR18	1-1/32	13/16	11/32	13/32	13-1/4	•
5/8	XDLR20	1-1/8	57/64	3/8	7/16	14-1/4	•
11/16	XDLR22	1-7/32	15/16	13/32	7/16	14-49/64	•
3/4	XDLR24	1-9/32	1-3/64	7/16	31/64	15-51/64	•

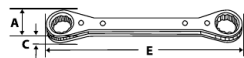
Set includes kit bag

RATCHETING BOX

Spline, inches

Snap-on® spline wrenching tools have been developed to service high tensile strength spline nuts and bolts widely used on both military and commercial aircraft. Precise, radial spline teeth engage the fastener teeth over a wider area to minimize stress, and allow application of high torque to reduce risk of damage to the fastener or to the tool.

Chrome tools comply with Military Spec. MS-33787 and MIL-W-8982. The unique spline wrenching configuration can also be used on ordinary 6- and 12-point fasteners with an advantage similar to the Snap-on® Flank Drive® wrenching system.



RES2630C

	11	Stock No.	A	C	E	Number of Gear Teeth
#8-#10	1/4-5/16	RES810C	19/32-43/64	3/8	4-1/2	14-15
#12-#14	3/8-7/16	RES1214C	1-1/64-1-5/32	1/2	6-7/8	17-18
#18-#20	9/16-5/8	RES1820C	1-19/64-1-7/16	1/2	8-1/8	19-21
#26-#30	13/16-15/16	RES2630C	1-13/32-1-37/64	1/2	9-1/4	21-24



RBM1213C

Standard Handle, 0° Offset, mm

mm	6	12	A	C	E
7-8	RBM78SC	RBM78C	15.1-17.1	9.5	114.3
8-10	-	RBM810C	20.2-22.6	9.5	139.7
9-10	-	RBM910C	20.2-22.6	9.5	139.7
10-11	RBM1011SC	RBM1011C	25.8-29.4	12.7	174.6
10-12	-	RBM1012C	25.8-29.4	12.7	174.6
12-13	RBM1213SC	RBM1213C	25.8-29.4	12.7	174.6
12-14	-	RBM1214C	25.8-29.4	12.7	174.6
14-15	-	RBM1415C	32.9-36.5	12.7	206.4
16-18	-	RBM1618C	32.9-36.5	12.7	206.4
17-19	-	RBM1719C	32.9-36.5	12.7	206.4



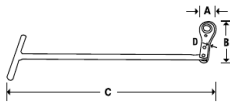
RB604C

Standard Handle, 0° Offset, inches

Set Contains: RB604C

in	6	12	A	C	E	12
1/4-5/16	R810SC	R810C	19/32-43/64	3/8	4-1/2	
5/16-11/32	-	R1011C	5/8-3/4	11/32	5-3/8	
5/16-3/8	-	R1012C	51/64-57/64	3/8	5-1/2	
3/8-7/16	R1214SC	R1214C	51/64-57/64	3/8	5-1/2	•
1/2-9/16	R1618SC	R1618C	1-1/64-1-5/32	1/2	6-7/8	•
5/8-11/16	-	R2022C	1-19/64-1-7/16	1/2	8-1/8	•
5/8-3/4	-	R2024C	1-19/64-1-7/16	1/2	8-1/8	
3/4-13/16	-	R2426C	1-13/32-1-37/64	1/2	9-1/4	
3/4-7/8	-	R2428C	1-13/32-1-37/64	1/2	9-1/4	•
13/16-15/16	-	R2630C	1-13/32-1-37/64	1/2	9-1/4	
7/8-15/16	-	R2830C	1-29/32-2-17/64	9/16	15	
15/16-1	-	R3032C	1-29/32-2-17/64	9/16	15	
1-1/16-1-1/8	-	R3436A	2-2	9/16	12-3/4	
1-1/8-1-1/4	R3640SA	-	2-3/32-2-3/32	9/16	12-13/16	
1-3/16-1-1/4	-	R3840A	2-2	9/16	12-3/4	

Set includes storage tray



RTBM605



RTB607

T-Handle, mm

Set Contains: RTBM605

RTBM505

mm	12	A	B	C	D	12	12
8	RTBM8	17.5	71.4	307.2	9.5	•	
10	RTBM10	23.0	76.2	307.2	9.5	•	
12	RTBM12	29.4	86.5	308.8	12.7	•	
13	RTBM13	29.4	86.5	308.8	12.7	•	
14	RTBM14	29.4	86.5	308.8	12.7	•	
15	RTBM15	36.8	98.6	308.8	12.7		•
16	RTBM16	36.8	98.6	308.8	12.7		•
17	RTBM17	36.8	98.6	308.8	12.7		•
18	RTBM18	36.8	98.6	308.8	12.7		•
19	RTBM19	36.8	98.6	308.8	12.7		•

Sets include storage tray

T-Handle, inches

Set Contains: RTB607

RTB607

in	12	A	B	C	D	12
1/4	RTB8	11/16	2-13/16	12-3/32	3/8	•
5/16	RTB10	11/16	2-13/16	12-3/32	3/8	•
11/32	RTB11	29/32	3	12-3/32	3/8	•
3/8	RTB12	29/32	3	12-3/32	3/8	•
7/16	RTB14	29/32	3	12-3/32	3/8	•
1/2	RTB16	1-5/32	3-13/32	12-5/32	1/2	•
9/16	RTB18	1-5/32	3-13/32	12-5/32	1/2	•

Set includes storage tray



• Do not use "cheater bars" on handles
• Read safety precautions on pages W1 to W4

RATCHETING BOX Blue-Point®



BXORM706

Standard Handle, 25° Offset, Reversible, mm (Blue-Point®)

Set Contains:

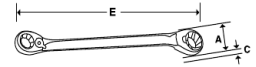
BXORM706

mm	12	A	C	E	12
8-9	BXORM89	18.0-19.3	6.4-7.6	184.2	•
10-11	BXORM1011	21.8-22.1	8.1-8.6	203.2	•
12-13	BXORM1213	23.6-24.6	8.9-10.2	222.3	•
14-15	BXORM1415	27.2-28.7	10.2-10.9	241.3	•
16-17	BXORM1617	31.0-32.0	10.9-11.9	260.4	•
18-19	BXORM1819	34.5-36.8	12.2-13.2	279.4	•

Set includes storage tray



BXOR704



Standard Handle, 25° Offset, Reversible, inches (Blue-Point®)

Set Contains:

BXOR704

in	12	A	C	E	12
5/16-3/8	BXOR1012	23/32-7/8	1/4-5/16	7-1/2	•
7/16-1/2	BXOR1416	7/8-31/32	11/32-11/32	8-3/4	•
9/16-5/8	BXOR1820	1-1/16-1-7/32	13/32-7/16	9-3/4	•
11/16-3/4	BXOR2224	1-9/32-1-7/16	15/32-1/2	11	•

Set includes storage tray



RBYAM605

Standard Handle, 25° Offset, mm (Blue-Point®)

Set Contains:

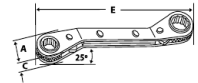
RBYAM605

mm	12	A	C	E	12
7-8	RYAM78	15.5-16.3	9.5	105.2	•
9-10	RYAM910	19.8-22.6	9.5	134.5	•
11-12	RYAM1112	25.4-29	12.7	165.9	•
13-14	RYAM1314	25.4-29	12.7	165.9	•
15-17	RYAM1517	33-36.5	12.7	197.2	•
16-18	RYAM1618	33-36.5	12.7	197.2	•
19-21	RYAM1921	35.7-40.1	12.7	224.2	•

Set includes storage tray



RBYA605



Standard Handle, 25° Offset, inches (Blue-Point®)

Set Contains:

RBYA605

in	12	A	C	E	12
1/4-5/16	RYA810	9/16-5/8	11/32	4-9/32	•
5/16-11/32	RYA1011	19/32-11/16	3/8	4-1/32	•
3/8-7/16	RYA1214	3/4-7/8	11/32	6-5/32	•
1/2-9/16	RYA1618	15/16-1	13/32	6-31/32	•
9/16-3/4	RYA1824	1-9/32-1-7/16	1/2	8	•
5/8-11/16	RYA2022	1-1/8-1-1/4	13/32	7-27/32	•
3/4-7/8	RYA2428	1-3/8-1-1/2	7/16	8-5/8	•

Set includes storage tray



RBZM605

Latch-on® Head, 0° Offset, mm (Blue-Point®)

- Latch-on® head keeps wrench on fastener
- Ring prevents nut/fastener head from sliding through wrench

Set Contains:

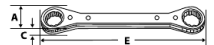
RBZM605

mm	12	A	C	E	12
7-8	RBZM78	15.1-17.1	9.5	114.3	•
9-10	RBZM910	20.4-22.6	9.5	140.3	•
11-12	RBZM1112	25.8-29.4	12.7	174.6	•
13-14	RBZM1314	25.8-29.4	12.7	174.6	•
15-17	RBZM1517	32.9-36.5	12.7	206.4	•
16-18	RBZM1618	32.9-36.5	12.7	206.4	•
19-21	RBZM1921	35.7-40.1	12.7	234.9	•

Set includes storage tray



RBZ605



Latch-on® Head, 0° Offset, inches (Blue-Point®)

- Latch-on® head keeps wrench on fastener
- Ring prevents nut/fastener head from sliding through wrench

Set Contains:

RBZ605

in	12	A	C	E	12
1/4-5/16	RBZ810	19/32-11/16	3/8	4-1/2	•
3/8-7/16	RBZ1214	13/16-29/32	3/8	5-1/2	•
1/2-9/16	RBZ1618	1-1/32-1-5/32	1/2	6-7/8	•
5/8-11/16	RBZ2022	1-5/16-1-7/16	1/2	8-1/8	•
3/4-7/8	RBZ2428	1-13/32-1-19/32	1/2	9-1/4	•

Set includes storage tray

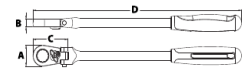
LOCKING FLEX-HEAD REVERSIBLE RATCHETING BOX Blue-Point®



BOERMFLCG712



BOERFLCG708



Locking Flex Head Ratcheting Box/Cushion Grip, mm (Blue-Point®)

BOERMFLCG712
Set Contains:

mm	12	A	B	C	D	12
8	BOERMFLCG8	17.8	6.55	32	228	•
9	BOERMFLCG9	19.5	7.45	34	229	•
10	BOERMFLCG10	21.5	8.05	38	233	•
11	BOERMFLCG11	22	8.55	40	235	•
12	BOERMFLCG12	23.5	9.05	42	285	•
13	BOERMFLCG13	25	10.05	45	287	•
14	BOERMFLCG14	27	10.05	48	289	•
15	BOERMFLCG15	28.5	11.05	52	293	•
16	BOERMFLCG16	30.5	11.05	54	347	•
17	BOERMFLCG17	32	12.05	56	348	•
18	BOERMFLCG18	34.5	12.05	60	352	•
19	BOERMFLCG19	36.5	12.95	64	354	•

ASME® B107.100

Set includes kit bag

Locking Flex Head Ratcheting Box/Cushion Grip, inches (Blue-Point®)

BOERFLCG708
Set Contains:

in	12	A	B	C	D	12
5/16	BOERFLCG10	23/32	1/4	1-1/4	9	•
3/8	BOERFLCG12	27/32	5/16	1-1/2	9-1/4	•
7/16	BOERFLCG14	7/8	11/32	1-9/16	9-19/32	•
1/2	BOERFLCG16	31/32	13/32	1-25/32	11-9/32	•
9/16	BOERFLCG18	1-1/16	13/32	1-29/32	11-3/8	•
5/8	BOERFLCG20	1-7/32	7/16	2-1/8	13-21/32	•
11/16	BOERFLCG22	1-1/4	15/32	2-7/32	13-23/32	•
3/4	BOERFLCG24	1-7/16	1/2	2-17/32	13-15/16	•

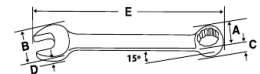
ASME® B107.100

Set includes kit bag

FLANK DRIVE® PLUS COMBINATION

Standard Handle, mm

Snap-on® Flank Drive® Plus combination wrenches exceed the limits of any other open end design. The open end features a series of flutes or notches that grip a fastener away from its corners much like our box ends do. Force is directed away from the weaker corners of the nut and directed to the stronger flats.



SOEXM710
SOEXM707
SOEXM705
Set Contains:

mm	12	A	B	C	D	E	12	12	12
7	SOEXM7	11	15	5	4	135			
8	SOEXM8	13	17	6	4	146			
9	SOEXM9	14	19	6	5	159			
10	SOEXM10	15	21	7	5	171	•	•	
11	SOEXM11	17	23	8	6	184	•	•	
12	SOEXM12	18	25	8	6	195	•	•	
13	SOEXM13	20	27	9	6	207	•	•	
14	SOEXM14	21	29	9	7	219	•	•	
15	SOEXM15	22	31	10	7	231	•	•	
16	SOEXM16	24	33	10	7	242	•	•	
17	SOEXM17	25	35	11	8	255	•	•	
18	SOEXM18	27	37	12	8	267	•	•	
19	SOEXM19	28	39	12	9	279	•		
20	SOEXM20	30	41	13	9	292			•
21	SOEXM21	31	43	13	9	304			•
22	SOEXM22	33	46	14	10	318			•
23	SOEXM23	34	47	14	10	327			•
24	SOEXM24	35	49	15	11	337			•
25	SOEXM25	37	52	16	11	356			•

ASME® B107.100

Sets include storage tray

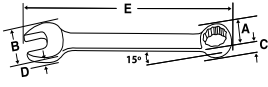


SOEXM710



- Do not use "cheater bars" on handles
- Read safety precautions on pages W1 to W4

FLANK DRIVE® PLUS COMBINATION



Standard Handle, inches

Selection, convenience and quality. Flank Drive® Plus combination wrenches are available in many different styles and sizes. Just like all Snap-on® wrenches, they are sized for optimum comfort and balance in your hand. Tough, durable, nickel-chrome plating produces a mirror-like finish that helps protect against corrosion and makes it easy to wipe the wrenches clean.



SOEX710

12	12	A	B	C	D	E	Set Contains:			
							SOEX710	SOEX707	SOEX703K1	SOEX704
1/4	SOEX8	13/32	17/32	3/16	5/32	5				
5/16	SOEX10	1/2	21/32	7/32	5/32	5-3/4	•			
11/32	SOEX11	17/32	23/32	1/4	3/16	6-1/8				
3/8	SOEX12	19/32	25/32	1/4	3/16	6-1/2	•	•		
7/16	SOEX14	21/32	29/32	9/32	7/32	7-1/4	•	•		
1/2	SOEX16	3/4	1-1/16	11/32	1/4	8	•	•		
9/16	SOEX18	27/32	1-5/32	3/8	9/32	8-3/4	•	•		
5/8	SOEX20	15/16	1-5/16	13/32	9/32	9-1/2	•	•		
11/16	SOEX22	1-1/32	1-13/32	7/16	5/16	10-1/4	•	•		
3/4	SOEX24	1-1/8	1-9/16	15/32	11/32	11	•	•		
13/16	SOEX26	1-3/16	1-21/32	17/32	3/8	11-3/4	•			
7/8	SOEX28	1-9/32	1-13/16	9/16	3/8	12-1/2	•			
15/16	SOEX30	1-3/8	1-29/32	19/32	13/32	13-1/4				•
1	SOEX32	1-15/32	2-1/32	5/8	7/16	14				•
1-1/16	SOEX34	1-9/16	2-5/32	19/32	15/32	14-3/4				•
1-1/8	SOEX36	1-5/8	2-5/16	11/16	15/32	15-17/32				•
1-3/16	SOEX38	1-23/32	2-13/32	23/32	1/2	16-1/4			•	
1-1/4	SOEX40	1-13/16	2-9/16	3/4	17/32	17			•	
1-5/16	SOEX42	1-29/32	2-21/32	3/4	9/16	17-25/32			•	

ASME® B107.100

Sets include storage tray or bag



SOEXLM710B

Long Handle, mm

mm	12	A	B	C	D	E	Set Contains:	
							SOEXLM710B	12
10	SOEXLM10B	15	21	7	5	186	•	
11	SOEXLM11B	17	23	8	6	204	•	
12	SOEXLM12B	18	25	8	6	218	•	
13	SOEXLM13B	20	27	9	6	234	•	
14	SOEXLM14B	21	29	9	7	250	•	
15	SOEXLM15B	22	31	10	7	266	•	
16	SOEXLM16B	24	33	10	7	280	•	
17	SOEXLM17B	25	35	11	8	298	•	
18	SOEXLM18B	27	37	12	8	314	•	
19	SOEXLM19B	28	39	12	9	331	•	

Set includes storage tray



SOEXL707B

Long Handle, inches

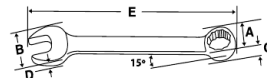
12	12	A	B	C	D	E	Set Contains:	
							SOEXL707B	12
3/8	SOEXL12B	19/32	25/32	1/4	3/16	7	•	
7/16	SOEXL14B	21/32	29/32	9/32	7/32	8	•	
1/2	SOEXL16B	3/4	1-1/16	11/32	1/4	9	•	
9/16	SOEXL18B	27/32	1-5/32	3/8	9/32	10	•	
5/8	SOEXL20B	15/16	1-5/16	13/32	9/32	11	•	
11/16	SOEXL22B	1-1/32	1-13/32	7/16	5/16	12	•	
3/4	SOEXL24B	1-1/8	1-9/16	15/32	11/32	13	•	
13/16	SOEXL26B	1-3/16	1-21/32	17/32	3/8	14		
7/8	SOEXL28B	1-9/32	1-13/16	9/16	3/8	15		
15/16	SOEXL30B	1-3/8	1-29/32	19/32	13/32	16		
1	SOEXL32B	1-15/32	2-1/32	5/8	7/16	17		

Set includes storage tray

FLANK DRIVE® PLUS COMBINATION



SOEXM150



Short Handle, mm

mm	12	A	B	C	D	E
10	SOEXM100	15	21	7	5	133
11	SOEXM110	17	23	8	6	138
12	SOEXM120	18	25	8	6	143
13	SOEXM130	20	27	9	6	148
14	SOEXM140	21	29	9	7	152
15	SOEXM150	22	31	10	7	157
17	SOEXM170	25	35	11	8	167

FLANK DRIVE® COMBINATION




OSHM713



OSHM707B



OEXM713B



OEXM710B



OEXM707B



OEXM706

Standard Handle, mm

mm	Set Contains:																
	6	12	A	B	C	D	E	6	6	12	12	12	12	12	12	12	
7	OSHM70B	—	11	15	5	4	135	•									
8	OSHM80B	OEXM80B	13	17	6	4	146	•		•	•						
9	OSHM90B	OEXM90B	14	19	6	5	159	•		•	•						
10	OSHM100B	OEXM100B	15	21	7	5	171	•	•	•	•	•	•	•	•	•	
11	OSHM110B	OEXM110B	17	23	8	6	184	•	•	•	•	•	•	•	•	•	
12	OSHM120B	OEXM120B	18	25	8	6	195	•	•	•	•	•	•	•	•	•	
13	OSHM130B	OEXM130B	20	27	9	6	207	•	•	•	•	•	•	•	•	•	
14	OSHM140B	OEXM140B	21	29	9	7	219	•	•	•	•	•	•	•	•	•	
15	OSHM150B	OEXM150B	22	31	10	7	231	•	•	•	•	•	•	•	•	•	
16	OSHM160B	OEXM160B	24	33	10	7	242	•	•	•	•	•	•	•	•	•	
17	OSHM170B	OEXM170B	25	35	11	8	255	•	•	•	•	•	•	•	•	•	
18	OSHM180B	OEXM180B	27	37	12	8	267	•		•	•	•	•	•	•	•	
19	OSHM190B	OEXM190B	28	39	12	9	279	•		•	•	•	•	•	•	•	
20	—	OEXM200B	30	41	13	9	292			•	•	•	•	•	•	•	•
21	—	OEXM210B	31	43	13	9	304			•	•	•	•	•	•	•	•
22	—	OEXM220B	33	46	14	10	318			•	•	•	•	•	•	•	•
23	—	OEXM230B	34	47	14	10	327			•	•	•	•	•	•	•	•
24	—	OEXM240B	35	49	15	11	337			•	•	•	•	•	•	•	•
25	—	OEXM250B	37	52	16	11	356			•	•	•	•	•	•	•	•
26	—	OEXM260B	38	53	16	11	363			•	•	•	•	•	•	•	•
27	—	OEXM270B	39	55	17	12	375			•	•	•	•	•	•	•	•
28	—	OEXM280B	40	56	17	12	375			•	•	•	•	•	•	•	•
29	—	OEXM290B	42	58	18	12	394			•	•	•	•	•	•	•	•
30	—	OEXM300B	44	61	19	13	413			•	•	•	•	•	•	•	•
32	—	OEXM320B	46	65	19	14	432			•	•	•	•	•	•	•	•
34	—	OEXM340B	48	68	19	14	452			•	•	•	•	•	•	•	•
36	—	OEXM360B	53	74	22	15	489			•	•	•	•	•	•	•	•

ASME®/ANSI® B107.100

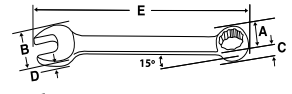
*Set includes storage tray **Set includes storage bag

WRENCHES



• Do not use "cheater bars" on handles
• Read safety precautions on pages W1 to W4

FLANK DRIVE® COMBINATION



OSH711B



OEX704B



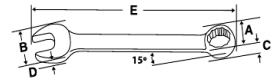
OEX707B

Standard Handle, inches

C	6	12	A	B	C	D	E	Standard Handle, inches													
								OSH711B*	OSH707B*	OEX724KB**	OEX714KB**	OEX710*	OEX711B*	OEX709B*	OEX707B*	OEX703K1**	OEX703K2**	OEX704B**			
1/4	—	OEX8B	13/32	17/32	3/16	5/32	5														
5/16	OSH10B	OEX10B	1/2	21/32	7/32	5/32	5-3/4														
11/32	OSH11B	OEX11B	17/32	3/4	1/4	3/16	6-1/8														
3/8	OSH12B	OEX12B	19/32	25/32	5/16	3/16	6-1/2	•	•	•	•	•	•	•	•	•	•	•	•	•	•
7/16	OSH14B	OEX14B	21/32	29/32	5/16	7/32	7-1/4	•	•	•	•	•	•	•	•	•	•	•	•	•	•
1/2	OSH16B	OEX16B	3/4	1-1/16	11/32	1/4	8	•	•	•	•	•	•	•	•	•	•	•	•	•	•
9/16	OSH18B	OEX18B	27/32	1-3/16	3/8	9/32	8-3/4	•	•	•	•	•	•	•	•	•	•	•	•	•	•
5/8	OSH20B	OEX20B	15/16	1-5/16	13/32	9/32	9-1/2	•	•	•	•	•	•	•	•	•	•	•	•	•	•
11/16	OSH22B	OEX22B	1-1/32	1-13/32	7/16	5/16	10-1/4	•	•	•	•	•	•	•	•	•	•	•	•	•	•
3/4	OSH24B	OEX24B	1-1/8	1-9/16	15/32	11/32	11	•	•	•	•	•	•	•	•	•	•	•	•	•	•
13/16	OSH26B	OEX26B	1-3/16	1-21/32	17/32	3/8	11-3/4	•	•	•	•	•	•	•	•	•	•	•	•	•	•
7/8	OSH28B	OEX28B	1-9/32	1-13/16	9/16	3/8	12-1/2	•	•	•	•	•	•	•	•	•	•	•	•	•	•
15/16	OSH30B	OEX30B	1-3/8	1-29/32	19/32	13/32	13-1/4	•	•	•	•	•	•	•	•	•	•	•	•	•	•
1	OSH32B	OEX32B	1-15/32	2-1/32	21/32	7/16	14	•	•	•	•	•	•	•	•	•	•	•	•	•	•
1-1/16	—	OEX34B	1-9/16	2-3/16	11/16	15/32	14-3/4														•
1-1/8	—	OEX36B	1-5/8	2-5/16	11/16	17/32	15-7/16														•
1-3/16	—	OEX38B	1-3/4	2-7/16	3/4	1/2	16-5/16														•
1-1/4	—	OEX40B	1-13/16	2-9/16	3/4	17/32	17-1/16														•
1-5/16	—	OEX42B	1-29/32	2-21/32	3/4	9/16	17-13/16														•
1-3/8	—	OEX44B	2	2-13/16	3/4	19/32	18-9/16														•
1-7/16	—	OEX46B	2-1/16	2-29/32	7/8	19/32	19-1/32														•
1-1/2	—	OEX48B	2-5/32	3-1/16	7/8	5/8	20-1/16														•
1-9/16	—	OEX50B	2-1/4	3-3/16	7/8	23/32	20-13/16														
1-5/8	—	OEX52B	2-11/32	3-11/32	7/8	11/16	21-9/16														
1-11/16	—	OEX54A	2-7/16	3-13/32	7/8	23/32	22-9/32														
1-3/4	—	OEX56A	2-17/32	3-9/16	1-1/32	23/32	22-7/8														
1-13/16	—	OEX58A	2-5/8	3-21/32	1-1/32	3/4	23-15/32														
1-7/8	—	OEX60A	2-11/32	3-13/16	1-1/32	25/32	24-1/32														
2	—	OEX64A	2-7/8	4-1/16	1-1/32	27/32	25-1/4														

ASME® B107.100
OEX32B – OEX52B are full polish chrome. OEX54A – OEX64A are satin finish chrome.

*Set includes storage tray
** Set includes storage bag



Standard Handle, mm, industrial

Set Contains: **GOEXM715**

mm	12	A	B	C	D	E	12
10	GOEXM100B	15	21	7	5	171	•
11	GOEXM110B	17	23	8	6	184	•
12	GOEXM120B	18	25	8	6	195	•
13	GOEXM130B	20	27	9	6	207	•
14	GOEXM140B	21	29	9	7	219	•
15	GOEXM150B	22	31	10	7	231	•
16	GOEXM160B	24	33	10	7	242	•
17	GOEXM170B	25	35	11	8	255	•
18	GOEXM180B	27	37	12	8	267	•
19	GOEXM190B	28	39	12	9	279	•
20	GOEXM200B	30	41	13	9	292	•
21	GOEXM210B	31	43	13	10	304	•
22	GOEXM220B	33	46	14	10	318	•
23	GOEXM230B	34	47	14	10	327	•
24	GOEXM240B	35	49	15	11	337	•
27	GOEXM270B	39	55	17	12	375	•

ASME/ANSI® B107.100



GOEXM150B



GOEXM715



GOEX722K



GOEX711B



GOEX56A



GOEX1100A

Standard Handle, inches, industrial

Set Contains:

GOEX722K**
GOEX714KB**
GOEX711B*
GOEX707B*

12	A	B	C	D	E	12	12	12	12
5/16	GOEX10B	1/2	21/32	7/32	5/32	5-3/4	•		
3/8	GOEX12B	19/32	13/16	5/16	3/16	6-1/2	•	•	•
7/16	GOEX14B	21/32	29/32	5/16	7/32	7-1/4	•	•	•
1/2	GOEX16B	3/4	1-1/16	11/32	1/4	8	•	•	•
9/16	GOEX18B	27/32	1-3/16	3/8	9/32	8-3/4	•	•	•
5/8	GOEX20B	15/16	1-5/16	13/32	9/32	9-1/2	•	•	•
11/16	GOEX22B	1-1/32	1-13/32	7/16	5/16	10-1/4	•	•	•
3/4	GOEX24B	1-1/8	1-9/16	15/32	11/32	11	•	•	•
13/16	GOEX26B	1-3/16	1-21/32	17/32	3/8	11-3/4	•	•	•
7/8	GOEX28B	1-9/32	1-13/16	9/16	3/8	12-1/2	•	•	•
15/16	GOEX30B	1-3/8	1-29/32	19/32	13/32	13-1/4	•	•	•
1	GOEX32B	1-15/32	2-1/32	21/32	7/16	14	•	•	•
1-1/16	GOEX34B	1-9/16	2-3/16	11/16	15/32	14-3/4	•	•	•
1-1/8	GOEX36B	1-5/8	2-5/16	11/16	17/32	15-7/16	•	•	•
1-3/16	GOEX38B	1-3/4	2-7/16	3/4	1/2	16-5/16	•	•	•
1-1/4	GOEX40B	1-13/16	2-9/16	3/4	17/32	17-1/16	•	•	•
1-5/16	GOEX42B	1-29/32	2-21/32	3/4	9/16	17-13/16	•	•	•
1-3/8	GOEX44B	2	2-13/16	3/4	19/32	18-9/16	•	•	•
1-7/16	GOEX46B	2-1/16	2-29/32	7/8	19/32	19-1/32	•	•	•
1-1/2	GOEX48B	2-5/32	3-1/16	7/8	5/8	20-1/16	•	•	•
1-9/16	GOEX50B	2-1/4	3-3/16	7/8	23/32	20-13/16	•	•	•
1-5/8	GOEX52B	2-11/32	3-11/32	7/8	11/16	21-9/16	•	•	•

ASME® B107.100

*Set includes storage tray **Set includes storage bag


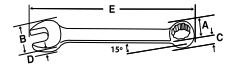
Standard Handle, inches, industrial

12	A	B	C	D	E	
1-3/4	GOEX56A	2-17/32	3-9/16	1-1/32	23/32	22-7/8
1-13/16	GOEX58A	2-5/8	3-21/32	1-1/32	3/4	23-15/32
1-7/8	GOEX60A	2-11/32	3-13/16	1-1/32	25/32	24-1/32
2	GOEX64A	2-7/8	4-1/16	1-1/32	27/32	25-1/4
2-1/16	GOEX66A	2-31/32	4-5/32	1-1/8	27/32	25-25/32
2-1/8	GOEX68A	3-1/16	4-5/16	1-5/32	7/8	26-3/8
2-3/16	GOEX70A	3-1/8	4-13/32	1-1/8	7/8	26-31/32
2-1/4	GOEX72A	3-7/32	4-9/16	1-1/8	15/16	27-9/16
2-3/8	GOEX76A	3-13/32	4-13/16	1-9/32	31/32	28-3/4
2-1/2	GOEX80A	3-19/32	5-1/16	1-9/32	1	29-29/32
2-5/8	GOEX84A	4-7/8	6-5/8	1-5/8	1-3/16	32
2-3/4	GOEX88A	4-7/8	6-5/8	1-5/8	1-3/16	32
2-7/8	GOEX92A	4-7/8	6-5/8	1-5/8	1-3/16	32
2-15/16	GOEX94A	4-7/8	6-5/8	1-5/8	1-3/16	32
3	GOEX96A	4-7/8	6-5/8	1-5/8	1-3/16	32
3-1/8	GOEX1100A	4-7/8	6-5/8	1-5/8	1-3/16	32
3-3/8	GOEX1108A	4-7/8	6-5/8	1-5/8	1-3/16	32
3-1/2	GOEX1112A	4-7/8	6-5/8	1-5/8	1-3/16	32



• Do not use "cheater bars" on handles
• Read safety precautions on pages W1 to W4

FLANK DRIVE® COMBINATION



OEXLM710B

Long Handle, mm

Set Contains: OEXLM710B

mm	12	A	B	C	D	E	12
10	OEXLM10B	15	21	7	5	186	•
11	OEXLM11B	17	23	8	6	203	•
12	OEXLM12B	18	25	8	6	218	•
13	OEXLM13B	20	27	9	6	234	•
14	OEXLM14B	21	29	9	7	250	•
15	OEXLM15B	22	31	10	7	266	•
16	OEXLM16B	24	33	10	7	282	•
17	OEXLM17B	25	35	11	8	298	•
18	OEXLM18B	27	37	12	8	314	•
19	OEXLM19B	28	39	12	9	330	•

ASME® B107.100

Set includes storage tray



OEXL707B

Long Handle, inches

Set Contains: OEXL707B

in	12	A	B	C	D	E	12
3/8	OEXL12B	19/32	25/32	1/4	3/16	7	•
7/16	OEXL14B	21/32	29/32	5/16	7/32	8	•
1/2	OEXL16B	3/4	1-1/16	11/32	1/4	9	•
9/16	OEXL18B	27/32	1-5/32	3/8	9/32	10	•
5/8	OEXL20B	15/16	1-5/16	13/32	9/32	11	•
11/16	OEXL22B	1-1/32	1-13/32	7/16	5/16	12	•
3/4	OEXL24B	1-1/8	1-9/16	15/32	11/32	13	•
13/16	OEXL26B	1-3/16	1-21/32	17/32	3/8	14	•
7/8	OEXL28B	1-9/32	1-13/16	9/16	3/8	15	•
15/16	OEXL30B	1-3/8	1-29/32	19/32	13/32	16	•
1	OEXL32B	1-15/32	2-1/32	5/8	7/16	17	•

ASME® B107.100

Set includes storage tray

Short Handle, mm

Set Contains:

OEXSM719

OEXSM714K**

OEXSM710B*



GOEXM17B



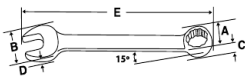
OEXSM710B

mm	12	12	A	B	C	D	E	12	12	12
6	OEXM6B	GOEXM6B	10	13	5	4	113	•	•	
7	OEXM7B	GOEXM7B	11	15	5	4	118	•	•	
8	OEXM8B	GOEXM8B	13	17	6	4	123	•	•	
9	OEXM9B	GOEXM9B	14	19	6	5	128	•	•	
10	OEXM10B	GOEXM10B	15	21	7	5	133	•	•	•
11	OEXM11B	GOEXM11B	17	23	8	6	138	•	•	•
12	OEXM12B	GOEXM12B	18	25	8	6	142	•	•	•
13	OEXM13B	GOEXM13B	20	27	9	6	148	•	•	•
14	OEXM14B	GOEXM14B	21	29	9	7	152	•	•	•
15	OEXM15B	GOEXM15B	22	31	10	7	157	•	•	•
16	OEXM16B	GOEXM16B	24	33	10	7	162	•	•	•
17	OEXM17B	GOEXM17B	25	35	11	8	167	•	•	•
18	OEXM18B	GOEXM18B	27	37	12	8	172	•	•	•
19	OEXM19B	GOEXM19B	28	39	12	9	177	•	•	•
20	OEXM20B	—	30	41	13	9	182	•		
21	OEXM21B	—	31	43	13	9	186	•		
22	OEXM22B	—	33	46	14	10	192	•		
23	OEXM23B	—	34	47	14	10	197	•		
24	OEXM24B	—	35	49	15	11	201	•		

ASME® B107.100

*Set includes storage tray

**Set includes storage bag



Short Handle, inches

Size	Set Contains:							Set Contains:		
	12	12	A	B	C	D	E	12	12	12
1/4	OEX080B	GOEX080B	13/32	17/32	3/16	5/32	4-17/32	•	•	
9/32	OEX090B	—	7/16	19/32	7/32	5/32	4-21/32	•	•	
5/16	OEX100B	GOEX100B	1/2	21/32	7/32	5/32	4-27/32	•	•	•
11/32	OEX110B	GOEX110B	17/32	23/32	1/4	3/16	5	•	•	•
3/8	OEX120B	GOEX120B	19/32	25/32	1/4	3/16	5-1/8	•	•	•
7/16	OEX140B	GOEX140B	21/32	29/32	5/16	7/32	5-7/16	•	•	•
1/2	OEX160B	GOEX160B	3/4	1-1/16	11/32	1/4	5-3/4	•	•	•
9/16	OEX180B	GOEX180B	27/32	1-5/32	3/8	9/32	6-1/16	•	•	•
5/8	OEX200B	GOEX200B	15/16	1-5/16	13/32	9/32	6-11/32	•	•	•
11/16	OEX220B	GOEX220B	1-1/32	1-13/32	7/16	5/16	6-21/32	•	•	•
3/4	OEX240B	GOEX240B	1-1/8	1-9/16	15/32	11/32	6-31/32	•	•	•
13/16	OEX260B	GOEX260B	1-3/16	1-21/32	17/32	3/8	7-9/32	•	•	
7/8	OEX280B	GOEX280B	1-9/32	1-13/16	9/16	3/8	7-9/16	•	•	
15/16	OEX300B	GOEX300B	1-3/8	1-29/32	19/32	13/32	7-7/8	•	•	
1	OEX320B	GOEX320B	1-15/32	2-1/32	5/8	7/16	8-3/16	•	•	
1-1/16	OEX340B	—	1-9/16	2-5/32	21/32	15/32	8-17/32	•		
1-1/8	OEX360B	—	1-5/8	2-5/16	11/16	1/2	8-27/32	•		
1-3/16	OEX380B	—	1-23/32	2-13/32	23/32	1/2	9-1/8	•		
1-1/4	OEX400B	—	1-13/16	2-9/16	3/4	17/32	9-7/16	•		
1-5/16	OEX420B	—	1-29/32	2-21/32	3/4	9/16	9-3/4	•		
1-3/8	OEX440B	—	2	2-13/16	3/4	19/32	10-1/16	•		

ASME® B107.100

*Set includes storage tray **Set includes storage bag



GOEX200B



OEXS715K



OEXS709B

Midget, mm

mm	Set Contains:							Set Contains:		
	6	12	A	B	C	D	E	Style	6	12
4	OXIM4SB	—	7	10	4	3	72	6-point	•	
5	OXIM5SB	—	8	12	4	3	76	6-point	•	
5.5	OXIM55SB	—	9	13	4	4	79	6-point	•	
6	OXIM6SB	OXIM6B	10	13	5	4	81	12-point	•	
7	OXIM7SB	OXIM7B	11	15	5	4	85	12-point	•	
8	OXIM8SB	OXIM8B	13	17	6	4	89	6-point	•	
9	OXIM9SB	OXIM9B	14	19	6	5	93	12-point	•	
10	—	OXIM10B	15	21	7	5	98	12-point		•
11	—	OXIM11B	17	23	8	6	102	12-point		•
12	—	OXIM12B	18	25	8	6	106	12-point		•
13	—	OXIM13B	20	27	9	6	110	12-point		•
14	—	OXIM14B	21	29	9	7	115	12-point		•
15	—	OXIM15B	22	31	10	7	119	12-point		•
16	—	OXIM16B	24	33	10	7	122	12-point		•
17	—	OXIM17B	25	35	11	8	127	12-point		•
18	—	OXIM18B	27	37	12	8	131	12-point		•
19	—	OXIM19B	28	39	12	9	136	12-point		•

ASME® B107.100

*Set includes storage tray **Set includes storage bag

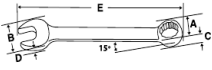


OXIM707SBK



• Do not use "cheater bars" on handles
• Read safety precautions on pages W1 to W4

FLANK DRIVE® COMBINATION



OXI709SBK

Midget, inches

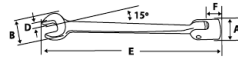
Size	OXI709SBK*							OXI707BK*		OXI706B**
	6	12	A	B	C	D	E	6	12	12
1/8	OXI4SB	—	7/32	11/32	1/8	1/8	2-11/16	•		
5/32	OXI5SB	—	9/32	13/32	5/32	1/8	2-27/32	•		
3/16	OXI6SB	OXI6B	5/16	7/16	5/32	1/8	2-31/32	•	•	
7/32	OXI7SB	OXI7B	3/8	1/2	3/16	1/8	3-3/32	•	•	
1/4	OXI8SB	OXI8B	13/32	17/32	3/16	5/32	3-7/32	•	•	
9/32	OXI9SB	OXI9B	7/16	19/32	7/32	5/32	3-11/32	•	•	
5/16	OXI10SB	OXI10B	1/2	21/32	7/32	5/32	3-1/2	•	•	
11/32	OXI11SB	OXI11B	17/32	23/32	1/4	3/16	3-5/8	•	•	
3/8	OXI12SB	OXI12B	19/32	25/32	1/4	3/16	3-3/4	•	•	
7/16	—	OXI14B	21/32	29/32	5/16	7/32	4-1/32			•
1/2	—	OXI16B	3/4	1-1/16	11/32	1/4	4-9/32			•
9/16	—	OXI18B	27/32	1-5/32	3/8	9/32	4-17/32			•
5/8	—	OXI20B	15/16	1-5/16	13/32	9/32	4-13/16			•
11/16	—	OXI22B	1-1/32	1-13/32	7/16	5/16	5-1/16			•
3/4	—	OXI24B	1-1/8	1-9/16	15/32	11/32	5-11/32			•

ASME® B107.100

*Set includes storage bag **Set includes storage tray



FHOM606B



FHO607B

Flex Combination, mm

mm	FHOM606B						12
	12	A	B	D	E	F	12
8	FHOM8B	12	17	5	146	6	
9	FHOM9B	13	18	5	156	6	
10	FHOM10B	14	20	5	166	6	•
11	FHOM11B	16	23	6	181	7	
12	FHOM12B	17	30	6	198	9	•
13	FHOM13B	19	27	7	205	9	•
14	FHOM14B	20	30	7	213	9	•
15	FHOM15B	21	31	7	224	10	•
16	FHOM16B	23	33	7	229	10	
17	FHOM17B	24	37	8	246	10	•
18	FHOM18B	24	38	8	254	11	
19	FHOM19B	26	40	8	261	12	

ASME® B107.100

Set includes storage tray

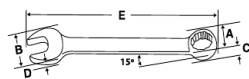
Flex Combination, inches

Size	FHO607B						12
	12	A	B	D	E	F	12
1/4	FHO8B	3/8	17/32	1/8	4-15/16	7/32	
5/16	FHO10B	15/32	21/32	3/16	5-31/32	1/4	
3/8	FHO12B	9/16	17/32	7/32	6-1/2	1/4	•
7/16	FHO14B	5/8	29/32	7/32	7-1/8	9/32	•
1/2	FHO16B	23/32	1-1/16	1/4	7-13/16	11/32	•
9/16	FHO18B	25/32	1-3/16	9/32	8-3/8	11/32	•
5/8	FHO20B	29/32	1-5/16	9/32	9	3/8	•
11/16	FHO22B	1	1-7/16	9/32	9-11/16	13/32	•
3/4	FHO24B	1-1/32	1-1/2	5/16	10-1/4	15/32	•
13/16	FHO26B	1-1/32	1-23/32	5/16	10-5/16	1/2	
7/8	FHO28B	1-3/16	1-27/32	5/16	10-15/32	9/16	

ASME® B107.100

Set includes storage tray

British Standard, Short Handle





WOEX90B

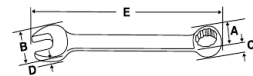
BS	Decimal Equivalent, inches	12	A	B	C	D	E
3/16"	.338	WOEX6B	25/32	19/32	3/16	1/4	5-3/32
1BA	.365	WOEX70B	25/32	19/32	3/16	1/4	5-1/8
0BA	.413	WOEX80B	29/32	21/32	7/32	5/16	5-13/32
1/4"	.445	WOEX90B	29/32	21/32	7/32	5/16	5-15/32
5/16"	.525	WOEX100B	1-5/32	27/32	9/32	3/8	6-1/32
3/8"	.600	WOEX110B	1-5/16	15/16	9/32	13/32	6-11/32
7/16"	.710	WOEX120B	1-5/16	1-1/32	5/16	7/16	6-23/32

SPLINE COMBINATION

WRENCHES

Short Handle, inches

		Stock No.	A	B	C	D	E
1/4	#8	OES8B	13/32	17/32	1/8	5/32	4-1/2
5/16	#10	OES10B	15/32	21/32	11/64	15/64	4-55/64
3/8	#12	OES12B	17/32	25/32	13/64	17/64	5-7/32
7/16	#14	OES14B	5/8	29/32	15/64	5/16	5-27/64
1/2	#16	OES16B	23/32	1-1/16	1/4	5/16	5-47/64
9/16	#18	OES18B	13/16	1-3/16	17/64	21/64	6-1/32
5/8	#20	OES20B	7/8	1-5/16	9/32	11/32	6-5/16
11/16	#22	OES22B	31/32	1-7/16	19/64	23/64	6-39/64
3/4	#24	OES24B	1-1/16	1-9/16	5/16	3/8	6-29/32



OES18B

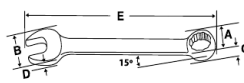
COMBINATION Blue-Point®





BLPCWSM712B



BLPCWS711B



Standard Handle, mm (Blue-Point®)



	Stock No.	E	
8	BLPCWM8B	139.5	•
9	BLPCWM9B	151.6	•
10	BLPCWM10B	162.7	•
11	BLPCWM11B	175.2	•
12	BLPCWM12B	185.6	•
13	BLPCWM13B	197.2	•
14	BLPCWM14B	208.5	•
15	BLPCWM15B	219.9	•
16	BLPCWM16B	230.0	•
17	BLPCWM17B	243.3	•
18	BLPCWM18B	254.1	•
19	BLPCWM19B	265.9	•

Set Contains:

BLPCWSM712B

Set includes storage tray

Standard Handle, inches (Blue-Point®)

	Stock No.	E	
1/4	BLPCW8B	4-49/64	
5/16	BLPCW10B	5-1/2	
3/8	BLPCW12B	6-3/16	•
7/16	BLPCW14B	6-57/64	•
1/2	BLPCW16B	7-49/64	•
9/16	BLPCW18B	8-13/64	•
5/8	BLPCW20B	9-1/16	•
11/16	BLPCW22B	9-49/64	•
3/4	BLPCW24B	10-15/32	•
13/16	BLPCW26B	11-3/16	•
7/8	BLPCW28B	11-59/64	•
15/16	BLPCW30B	12-5/8	•
1	BLPCW32B	13-21/64	•





Set Contains:

BLPCWS711B

Set includes storage tray

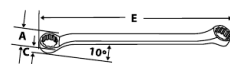
FLANK DRIVE® OFFSET BOX

Standard Handle, 10° Offset, mm

			A	C	E	
8-10	—	XBM810A	12.3-15	6.7-7.7	185	
10-11	—	XBM1011A	15-16.4	7.7-8.3	202	•
10-12	—	XBM1012A	15-17.7	7.7-8.8	208	
11-13	—	XBM1113A	16.4-19.1	8.3-9.3	219	
12-14	XBM1214SA	XBM1214A	17.7-20.4	8.8-9.7	230	•
13-15	XBM1315SA	XBM1315A	19.1-21.8	9.3-10.2	241	•
14-17	—	XBM1417A	20.4-24.5	9.8-11.4	248	
16-18	—	XBM1618A	23.1-25.9	10.9-11.9	275	•
17-19	—	XBM1719A	24.5-27.2	11.4-12.3	286	•
18-21	—	XBM1821A	25.9-29.9	11.9-13.3	303	
22-24	—	XBM2224A	31.3-34	13.7-14.7	342	
27-30	—	XBM2730A	38.1-42.2	16-17.3	404	

Set Contains:

XBM605A



XBM605A

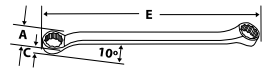
ASME® B107.100

Set includes storage tray



• Do not use "cheater bars" on handles
• Read safety precautions on pages W1 to W4

FLANK DRIVE® OFFSET BOX



XB605A

Standard Handle, 10° Offset, inches

Set Contains: **XB605A**

	12	A	C	E	12
3/8-7/16	XB1214A	9/16-21/32	5/16-11/32	7-19/32	•
7/16-1/2	XB1416A	21/32-3/4	5/16-11/32	7-15/16	•
1/2-9/16	XB1618A	3/4-13/16	11/32-3/8	8-11/16	•
9/16-5/8	XB1820A	13/16-29/32	13/32-7/16	9-13/32	•
5/8-11/16	XB2022A	29/32-1	7/16-15/32	10-5/32	•
11/16-3/4	XB2224A	1-1-1/16	15/32-1/2	10-15/16	•
3/4-13/16	XB2426A	1-1/16-1-5/32	1/2-17/32	11-21/32	•
7/8-15/16	XB2830A	1-1/4-1-11/32	17/32-9/16	13-1/8	•
15/16-1	XB3032A	1-11/32-1-13/32	9/16-19/32	13-7/8	•
1-1-1/16	XB3234A	1-13/32-1-1/2	19/32-5/8	14-19/32	•
1-1/16-1-1/4	XB3440A	1-1/2-1-3/4	5/8-23/32	16-3/32	•
1-1/8-1-3/16	XB3638A	1-9/32-1-21/32	21/32-11/16	16-3/32	•
1-1/4-1-5/16	XB4042A	1-3/4-1-27/32	23/32-3/4	17-19/32	•
1-3/8-1-7/16	XB4446A	1-31/32-2-1/16	3/4-25/32	19-1/8	•
1-1/2-1-5/8	XB4852A	2-3/32-2-9/32	13/16-7/8	20-15/16	•

ASME® B107.100

Set includes storage tray



XSM608A

Short Handle, 10° Offset, mm

Set Contains: **XSM608A**

	12	A	C	E	12
6-7	XSM67A	9.6-10.9	5.7-6.2	86	•
8-9	XSM89A	12.3-13.7	6.7-7.2	103	•
8-10	XSM810	12.3-15	6.7-7.7	107	•
9-10	XSM910A	13.7-15	7.2-7.7	112	•
11-12	XSM1112A	16.4-17.7	8.3-8.8	128	•
13-14	XSM1314A	19.1-20.4	9.3-9.8	146	•
15-16	XSM1516A	21.8-23.1	10.2-10.9	163	•
17-19	XSM1719A	24.5-27.2	11.4-12.3	185	•
18-20	XSM1820A	25.9-28.6	11.9-12.8	194	•

ASME® B107.100

Set includes storage tray



XS609A

Short Handle, 10° Offset, inches

Set Contains: **XS609A**

	12	A	C	E	12
3/16-7/32	XS67A	5/16-11/32	7/32-7/32	3-27/32	•
1/4-5/16	XS810A	13/32-15/32	1/4-9/32	4-1/4	•
5/16-3/8	XS1012A	15/32-9/16	9/32-5/16	4-9/16	•
3/8-7/16	XS1214A	9/16-21/32	5/16-11/32	4-29/32	•
7/16-1/2	XS1416A	21/32-3/4	11/32-11/32	5-3/16	•
1/2-9/16	XS1618A	3/4-13/16	3/8-3/8	5-17/32	•
9/16-5/8	XS1820A	13/16-29/32	13/32-7/16	5-7/8	•
5/8-3/4	XS2024A	29/32-1-1/16	7/16-1/2	6-3/8	•
11/16-13/16	XS2226A	1-1-5/32	15/32-17/32	6-23/32	•

ASME® B107.100

Set includes storage tray



XID604KA

Midget, 10° Offset, inches

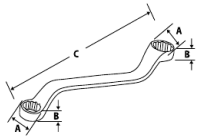
Set Contains: **XID604KA**

	12	A	C	E	12
3/16-13/64	XID1213A	5/16-11/32	1/8-5/32	2-13/16	•
7/32-15/64	XID1415A	3/8-3/8	5/32-5/32	3-1/16	•
1/4-9/32	XID1618A	13/32-7/16	5/32-3/16	3-13/32	•
5/16-11/32	XID2022A	15/32-1/2	3/16-7/32	3-31/32	•

ASME® B107.100

Set includes storage bag

FLANK DRIVE® OFFSET BOX



- Heads of XO, XOM and XSO series are deeply offset at 60° to the handles for improved access to recessed fasteners
- Wrenches feature the 12-point Flank Drive® configuration for strength and turning power



XOM605

Standard Handle, Deep 60° Offset, mm

Set Contains: XOM605

mm	12	A	B	C	12
8-10	XOM810	11.7-14.2	6.9-7.3	178.1	
9-10	XOM910	14.2-16.3	7.6	193.0	
10-11	XOM1011	15-16.3	7.6	193.0	•
12-14	XOM1214	15-20.3	9.0	210.0	•
13-14	XOM1314	18.8-21.2	8.9	223.3	
13-15	XOM1315	16.3-21.2	8.9	223.0	•
15-16	XOM1516	23.0-25.2	10.8	252.7	
16-18	XOM1618	17.7-25.4	10.8	253.0	•
17-19	XOM1719	17.7-27.4	11.1	260.0	•
18-20	XOM1820A	32.5-33.3	13.8	330.0	
20-21	XOM2021	32.5-33.3	13.7	329.6	
22-24	XOM2224	31.9-34.1	13.7	329.6	

ASME® B107.100

Set includes storage tray



X0605

Standard Handle, Deep 60° Offset, inches

Set Contains: X0605

II	12	A	C	E	12
1/4-5/16	XO810	3/8	9/32 (1/4-9/32)	6-13/32	
5/16-3/8	XO1012	15/32-9/16	9/32	7	
3/8-7/16	XO1214	9/16-5/8	5/16	7-19/32	•
1/2-9/16	XO1618	23/32-13/16	11/32	8-25/32	•
9/16-5/8	XO1820	13/16-29/32	13/32	9-3/8	•
5/8-11/16	XO2022	29/32-1	13/32	9-15/16	
5/8-3/4	XO2024	29/32-1-3/32	7/16	10-1/4	
11/16-13/16	XO2226	1-1-5/32	15/32	10-27/32	•
3/4-7/8	XO2428	1-3/32-1-1/4	1/2	11-13/32	•
7/8-15/16	XO2830	1-1/4-1-11/32	17/32	12-31/32	
15/16-1	XO3032	1-11/32-1-7/16	9/16	13-15/16	

ASME®/ANSI® B107.6

Set includes storage tray

Short Handle, Deep 60° Offset, inches

II	Stock No.	A	B	C
1/4-9/32	XS089	13/32-7/16	3/16-7/32	3-7/8
1/4-5/16	XS0810A	3/8-7/16	3/16-7/32	4-5/32
3/8-7/16	XSO1214A	17/32-5/8	1/4-9/32	4-13/16
5/8-11/16	XSO2022	29/32-1	3/8-7/16	6-5/16
5/8-3/4	XSO2024A	7/8-1-1/16	3/16-7/32	6-1/2

ASME®/ANSI® B107.100



XS01214A


FLANK DRIVE® HIGH PERFORMANCE OFFSET BOX

Standard Handle, 0° Offset, mm


Set Contains: XDHF606

mm	12	A	C	E	12
6-7	XDHF67	9.1-10.4	5.3-5.8	211.5	
8-9	XDHF89	11.6-13.0	5.8-6.2	226.1	
8-10	XDHF810	11.6-14.4	6.2-7.6	232.7	
10-11	XDHF1011	14.4-15.6	7.6-8.5	253.7	•
10-12	XDHF1012	14.4-17.1	8.5-9.0	272.2	
12-13	XDHF1213	17.1-18.7	9.0-9.0	286.2	•
12-14	XDHF1214	17.1-20.1	9.0-10.2	298.4	
13-14	XDHF1314	18.7-20.1	9.0-9.7	299.2	
13-15	XDHF1315	20.1-21.5	9.8-10.9	323.5	
14-15	XDHF1415	20.1-21.5	9.8-10.9	323.5	•
14-17	XDHF1417	20.1-23.7	9.8-11.3	345.0	
15-16	XDHF1516	21.5-22.6	10.9-10.9	347.5	•
16-18	XDHF1618	23.8-26.3	11.3-12.1	372.1	
17-19	XDHF1719	23.8-26.3	11.3-12.1	372.1	•
18-20	XDHF1820	25.0-27.3	12.1-13.6	395.7	•
21-22	XDHF2122	28.8-30.6	13.7-14.6	421.2	
22-24	XDHF2224	30.6-33.1	14.0-14.9	445.2	

Set includes storage tray



XDHF606



XDHF605

Standard Handle, 0° Offset, inches

Set Contains: XDHF605

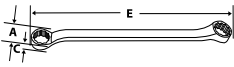
II	12	A	C	E	12
1/4-5/16	XDHF810	13/32-15/32	7/32-1/4	8-5/16	•
3/8-7/16	XDHF1214	17/32-5/8	5/16-11/32	10-1/16	•
1/2-9/16	XDHF1618	23/32-13/16	11/32-13/32	11-3/4	•
5/8-3/4	XDHF2024	7/8-1-1/32	7/16-15/32	13-5/8	•
11/16-13/16	XDHF2226	31/32-1-5/32	15/32-17/32	15-5/8	•

Set includes storage tray



- Do not use "cheater bars" on handles
- Read safety precautions on pages W1 to W4

FLANK DRIVE® HIGH PERFORMANCE OFFSET BOX



XDHSFM1214

Short Handle, 0° Offset, mm


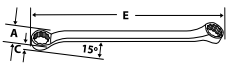
mm		A	C	E
8-10	XDHSFM810	12.1-14.9	6.2-7.6	162.9
10-12	XDHSFM1012	14.4-17.1	7.6-9.0	190.5
12-14	XDHSFM1214	17.1-20.1	8.5-10.2	208.8
17-19	XDHSFM1719	23.8-26.3	11.3-12.1	260.3



XDHS1012

Short Handle, 15° Offset Heads, inches

II		A	C	E
5/16-3/8	XDHS1012	31/64-9/16	1/4-5/16	7



XDHM606

Standard Handle, 15° Offset, mm

Set Contains: **XDHM606**

mm		A	C	E	
8-9	XDHM89	11.6-13.0	5.8-6.2	219.2	•
8-10	XDHM810	11.6-14.4	6.2-7.6	225.6	
10-11	XDHM1011	14.4-15.6	7.6-8.5	246.3	•
10-12	XDHM1012	14.4-17.1	7.6-9.0	264.0	
12-13	XDHM1213	17.1-18.7	9.0-9.0	277.6	•
12-14	XDHM1214	17.1-20.1	9.0-10.2	289.6	
14-15	XDHM1415	20.1-21.5	9.8-10.9	313.1	•
14-17	XDHM1417	20.1-23.7	9.8-11.3	334.7	
15-16	XDHM1516	21.5-22.6	10.9-10.9	334.8	
17-19	XDHM1719	23.7-26.3	11.3-12.1	360.1	•
18-20	XDHM1820	24.9-27.3	12.1-13.6	384.0	•

Set includes storage tray



XDH605

Standard Handle, 15° Offset, inches

Set Contains: **XDH605**

II			A	C	E	
7/32-1/4	XDH78A	GXDH78A	11/32-3/8	13/64-15/64	7-15/64	
1/4-5/16	XDH810B	GXDH810B	3/8-29/64	1/4-1/4	8-3/64	•
5/16-3/8	XDH1012B	GXDH1012B	29/64-35/64	1/4-19/64	8-7/8	
3/8-7/16	XDH1214A	GXDH1214A	35/64-5/8	19/64-11/32	9-11/16	•
7/16-1/2	XDH1416A	-	11/32-3/4	11/32-23/64	10-7/16	
1/2-9/16	XDH1618A	GXDH1618A	23/32-13/16	23/64-13/32	11-7/16	•
9/16-5/8	XDH1820A	-	13/16-29/32	13/32-7/16	12-3/8	
5/8-3/4	XDH2024A	-	57/64-1-3/64	7/16-31/64	13-9/32	•
11/16-3/4	XDH2224A	-	31/32-1-1/32	15/32-3/4	14-7/32	
11/16-13/16	XDH2226A	-	63/64-1-9/64	31/64-17/32	15-5/32	•
3/4-7/8	XDH2428	-	1-3/64-1-1/64	31/64-37/64	15-3/4	
25/32-7/8	XDH2528	-	1-5/64-1-13/64	35/64-37/64	16-5/64	
15/16-1	XDH3032	-	1-5/16-1-25/64	37/64-39/64	15-1/2	
1-1/16-1-1/4	XDH3440	-	1-31/64-1-47/64	5/8-23/32	18-1/4	
1-1/4-1-5/16	XDH4042	-	1-47/64-1-13/16	23/32-47/64	19-1/4	
1-1/4-1-3/8	XDH4044	-	1-47/64-1-15/16	23/32-49/64	20-1/4	
1-1/4-1-7/16	XDH4046	-	1-47/64-2	23/32-51/64	21	
1-7/16-1-1/2	XDH4648	-	2-2-1/16	51/64-13/16	22	

Aerospace Spec. AS954E

Set includes storage tray

SPLINE OFFSET BOX

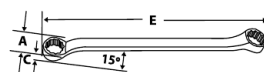
WRENCHES

Snap-on® spline wrenching tools have been developed to service high tensile strength spline nuts and bolts widely used on both military and commercial aircraft. Precise, radial spline teeth engage the fastener teeth over a wider area to minimize stress, and allow application of high torque to reduce risk of damage to the fastener or to the tool.

Chrome tools comply with Military Spec. MS-33787 and MIL-W-8982. The unique spline wrenching configuration can also be used on ordinary six- and 12-point fasteners with an advantage similar to the Snap-on Flank Drive® wrenching system.



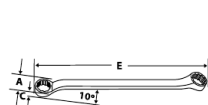
XDES1618A




Box / 15° Offset Heads, inches, chrome

			Stock No.	A	C	E
#7-#9	7/32-9/32	XDES79A	11/32-7/16	11/64-13/64	7-1/4	
#8-#10	1/4-5/16	XDES810A	3/8-15/32	3/16-7/32	8-1/16	
#12-#14	3/8-7/16	XDES1214A	35/64-41/64	5/16-11/32	9-3/4	
#16-#18	1/2-9/16	XDES1618A	3/4-13/16	3/8-3/8	11-7/16	
#18-#20	9/16-5/8	XDES1820A	13/16-57/64	25/64-13/32	12-3/8	
#22-#24	11/16-3/4	XDES2224A	31/32-1-5/64	0.438-0.525	14-1/4	
#26-#30	13/16-15/16	XDES2630A	1-5/32-1-5/16	1/2-9/16	16-3/16	
#28-#32	7/8-1	XDES2832A	1-1/4-1-7/16	17/32-37/64	17	

TORX® BOX



XLE605



ETX705

Long Handle, 10° Offset Head, TORX®

Set Contains: XLE605

#		A	C	E	
E5-E6	XLE56	9/32-5/16	5/32-3/16	6-13/32	•
E7-E8	XLE78	11/32-3/8	7/32-7/32	7-7/32	•
E10-E12	XLE1012A	15/32-17/32	1/4-5/16	8-7/8	•
E14-E16	XLE1416	5/8-23/32	11/32-11/32	10-7/16	•
E18-E20	XLE1820	13/16-7/8	13/32-7/16	12-3/8	•

ASME® B107.100

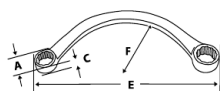
Set includes storage tray

Standard Handle, 0° Offset Head, TORX®

Set Contains: ETX705

#		A	C	E	
E5-E6	ETX0506	17/64-5/16	5/32-11/64	4-41/64	•
E7-E8	ETX0708	21/64-3/8	7/32-15/64	5-15/32	•
E10-E12	ETX1012	29/64-35/64	1/4-19/64	6-13/32	•
E14-E16	ETX1416	5/8-23/32	11/32-23/64	7-1/2	•
E18-E20	ETX1820	13/16-57/64	13/32-7/16	8-37/64	•

FLANK DRIVE® SPECIALTY BOX



CXM605

Set Contains: CXM605

Half Moon, mm

mm		A	C	E	F	
10-12	CXM1012	15-17	6-7	128	48	•
11-13	CXM1113	16-18	8-8	144	57	•
14-17	CXM1417	20-23	9-9	166	65	•
15-19	CXM1519	22-27	10-11	198	78	•
18-21	CXM1821	27-31	11-13	224	86	•

ASME® B107.100

Set includes storage tray



CX605

Set Contains: CX605

Half Moon, inches

		A	C	E	F	
5/16-3/8	CX1012	15/32-9/16	3/16-5/16	4-5/8	2-1/16	
7/16-1/2	CX1416	5/8-23/32	5/16-5/16	5	2-7/32	•
9/16-5/8	CX1820	13/16-7/8	11/32-3/8	6-1/2	2-9/16	•
5/8-3/4	CX2024	7/8-1-7/32	13/32-7/16	7-3/4	3-1/16	•
11/16-13/16	CX2226	31/32-1-9/32	13/32-15/32	8-1/2	3-1/2	•
7/8-15/16	CX2830	1-1/4-1-11/32	9/16-9/16	10	4-1/16	•

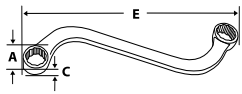
ASME® B107.100

Set includes storage tray



• Do not use "cheater bars" on handles
• Read safety precautions on pages W1 to W4

FLANK DRIVE® SPECIALTY BOX



SBXM605



SBX605

“S” Shaped, mm

Set Contains:

SBXM605

mm	12	A	C	E	12
10-12	SBXM1012	14-18	6-8	140	•
11-13	SBXM1113	16-19	7-8	155	•
14-15	SBXM1415	21-22	9-9	190	•
16-18	SBXM1618	24-27	10-11	173	•
17-19	SBXM1719	25-28	10-12	240	•

ASME® B107.100

Set includes storage tray

“S” Shaped, inches

Set Contains:

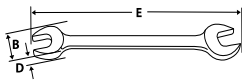
SBX605

II	12	A	C	E	12
5/16-3/8	SBX1012	15/32-9/16	9/16-7/32	3-3/4	•
7/16-1/2	SBX1416	21/32-3/4	9/32-5/16	5-5/16	•
9/16-5/8	SBX1820	27/32-15/16	11/32-11/32	6-7/8	•
11/16-3/4	SBX2224	1-1/32-1-1/8	11/32-11/32	8-7/16	•
13/16-7/8	SBX2628	1-7/32-1-5/16	17/32-9/16	10	•

ASME® B107.100

Set includes storage tray

OPEN END



VOM1415B

Standard, mm

mm	Stock No.	B	D	E	mm	Stock No.	B	D	E
6-7	VOM67B	13-15	4-4	97	14-15	VOM1415B	29-31	7-7	178
7-8	VOM78B	15-17	4-4	106	16-18	VOM1618B	33-37	7-8	205
8-9	VOM89B	17-20	4-5	119	17-19	VOM1719B	35-38	8-9	216
8-10	VOM810B	17-21	4-5	121	19-22	VOM1922B	39-46	9-10	245
10-11	VOM1011B	21-23	5-6	136	21-24	VOM2124B	43-49	9-10	267
11-13	VOM1113B	23-27	6-6	151	22-24	VOM2224B	46-49	10-10	273
12-13	VOM1213B	25-27	6-6	157	27-30	VOM2730B	55-61	11-12	338
12-14	VOM1214B	25-29	6-7	162	30-32	VOM3032B	61-65	12-12	368

ASME®/ANSI® B107.100

Standard, inches

Set Contains:

VO820K*

VO806B**



VO806B

II	Stock No.	B	D	E		
3/16-1/4	VO68	13/32	9/64	3-13/32		
1/4-5/16	VO810B	17/32-21/32	5/32-5/32	4-1/16	•	•
5/16-3/8	VO1012B	21/32-25/32	5/32-3/16	4-21/32	•	
3/8-7/16	VO1214B	25/32-29/32	3/16-7/32	5-5/16	•	•
7/16-1/2	VO1416B	29/32-1-1/16	7/32-1/4	5-15/16	•	
1/2-9/16	VO1618B	1-1/16-1-5/32	1/4-9/32	6-19/32	•	•
9/16-5/8	VO1820B	1-5/32-1-5/16	9/32-9/32	7-9/32	•	
5/8-11/16	VO2022B	1-5/16-1-13/32	9/32-5/16	7-15/16	•	•
5/8-3/4	VO2024B	1-5/16-1-9/16	9/32-11/32	8-9/32	•	
11/16-3/4	VO2224B	1-13/32-1-9/16	5/16-11/32	8-5/8	•	
3/4-13/16	VO2426B	1-9/16-1-21/32	11/32-3/8	9-11/32	•	•
3/4-7/8	VO2428B	1-9/16-1-13/16	11/32-3/8	9-21/32	•	
13/16-7/8	VO2628B	1-21/32-1-13/16	3/8-3/8	10-1/32	•	
7/8-15/16	VO2830B	1-13/16-1-29/32	3/8-13/32	10-3/4	•	•
15/16-1	VO3032B	1-29/32-2-1/32	13/32-13/32	11-15/32	•	
1-1/16	VO3234B	2-1/32-2-5/32	13/32-7/16	12-7/32	•	
1-1/16-1-1/4	VO3440B	2-5/32-2-17/32	7/16-1/2	12-15/16	•	
1-1/8-1-3/16	VO3638B	2-5/16-2-13/32	7/16-15/32	13-23/32	•	
1-1/4-1-5/16	VO4042B	2-17/32-2-21/32	1/2-1/2	15-1/4	•	
1-3/8-1-7/16	VO4446B	2-13/16-2-29/32	17/32-17/32	16-7/8	•	
1-1/2-1-5/8	VO4852B	3-1/16-3-5/16	9/16-19/32	18-29/32	•	

ASME®/ANSI® B107.100

*Set includes storage bag

**Set includes storage tray

Low Torque Slimline, 15° Offset, mm

Set Contains: **LTAM811**

mm	Stock No.	B	D	E	
6-7	LTAM67	13-15	3	165	•
8-10	LTAM810	17-21	3	165	•
10-11	LTAM1011	21-23	3	165	•
12-14	LTAM1214	25-29	4	241	•
13-15	LTAM1315	27-31	4	241	•
16-18	LTAM1618	33-37	4	241	•
17-19	LTAM1719	35-39	4	241	•
19-22	LTAM1922	39-45	4	241	•
21-24	LTAM2124	43-49	4	241	•
27-30	LTAM2730	55-61	6	311	•
32-36	LTAM3236	65-73	6	311	•

ASME®/ANSI® B107.100

Set includes storage bag



LTAM811

Low Torque Slimline, 15° Offset, inches

Set Contains: **LTA812**

	Stock No.	B	D	E	
3/8-7/16	LTA1214	25/32-29/32	3/32	9-1/2	•
7/16-1/2	LTA1416	29/32-1-1/32	5/32	9-1/2	•
1/2-9/16	LTA1618	1-1/32-1-5/32	5/32	9-1/2	•
5/8-11/16	LTA2022	1-9/32-1-13/32	5/32	9-1/2	•
3/4-13/16	LTA2426	1-17/32-1-11/16	5/32	9-1/2	•
3/4-7/8	LTA2428	1-17/32-1-25/32	5/32	9-1/2	•
15/16-1	LTA3032	1-29/32-2-1/32	5/32	9-1/2	•
1-1/16-1-1/8	LTA3436	2-5/32-2-9/32	1/4	12-1/4	•
1-1/4-1-5/16	LTA4042	2-17/32-2-21/32	1/4	12-1/4	•
1-3/8-1-7/16	LTA4446	2-25/32-2-29/32	1/4	12-1/4	•
1-1/2-1-5/8	LTA4852	3-1/16-3-9/32	9/32	14-1/4	•
1-11/16-1-7/8	LTA5460	3-13/32-3-17/32	9/32	14-1/4	•

ASME® B107.100

Sets includes storage bag



LTA805K

Ignition, 15/60° Offset, mm

Set Contains: **DSM810K**

A	B	Stock No.	C	D	E	
3.2	5.5	DSM3.25.5	8-11	3	74	•
5.5	3.2	DSM5.53.2	11-8	3	83	•
4	5	DSM45	9-11	3	77	•
5	4	DSM54	11-9	3	81	•
6	7	DSM67	12-14	3	85	•
7	6	DSM76	14-12	3	89	•
8	9	DSM89	15-17	3	93	•
9	8	DSM98	17-15	3	97	•
10	11	DSM1011	20-22	4	101	•
11	10	DSM1110	22-20	4	105	•

ASME®/ANSI® B107.100

Set includes storage bag



DSM810K

Ignition, 15°/60° Offset, inches

Set Contains: **DS809K**

A	B	Stock No.	C	D	E	
1/8	1/8	DS88A	5/16-5/16	1/8	2-29/32	•
5/32	5/32	DS1010A	3/8-3/8	1/8	2-7/8	•
3/16	3/16	DS1212A	13/32-13/32	1/8	3-1/8	•
15/64	1/4	DS1516A	15/32-1/2	1/8	3-1/4	•
1/4	15/64	DS1615A	1/2-15/32	1/8	3-13/32	•
9/32	5/16	DS1820A	9/16-19/32	1/8	3-1/2	•
5/16	9/32	DS2018A	19/32-9/16	1/8	3-21/32	•
11/32	3/8	DS2224A	21/32-23/32	5/32	3-3/4	•
3/8	11/32	DS2422A	23/32-21/32	5/32	3-3/4	•

ASME®/ANSI® B107.100

Sets includes storage bag

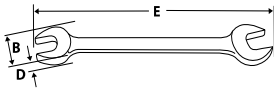


DS809K



- Use only moderate force on slimline wrenches
- Do not use "cheater bars" on handles
- Read safety precautions on pages W1 to W4

OPEN END



VSM807B

Four Way Angle Head, mm

- Angle head wrenches offset at 30° and 60° angles to the handle
- Both ends are same size to permit use of one wrench in four positions

mm	Stock No.	B	D	E	Set Contains:	
					VSM814**	VSM807B*
10	VSM5210B	20	6	127		
11	VSM5211B	22	6	137	•	•
12	VSM5212B	24	6	145	•	•
13	VSM5213B	26	6	154	•	•
14	VSM5214B	28	6	164	•	•
15	VSM5215B	30	7	173	•	•
16	VSM5216B	31	7	181	•	•
17	VSM5217B	34	7	191	•	•
18	VSM5218B	36	7	200	•	•
19	VSM5219B	37	7	210	•	•
21	VSM5221B	41	8	228	•	•
22	VSM5222B	44	8	239	•	•
24	VSM5224B	47	8	254	•	•
27	VSM5227B	53	9	283	•	•

ASME® B107.100

*Set includes storage tray
**Set includes storage bag



GVS24B



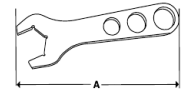
VS807B

Four Way Angle Head, inches

Inches	Stock No.	Industrial Stock No.	B	D	E	Set Contains:		
						VS828A**	VS814A**	VS807B*
1/4	VS8B	—	17/32	3/16	3-11/16	•		
5/16	VS10B	—	21/32	3/16	4-1/4	•		
11/32	VS11B	—	23/32	7/32	4-17/32	•		
3/8	VS12B	—	25/32	7/32	4-27/32	•	•	•
7/16	VS14B	—	7/8	7/32	5-13/32	•	•	•
1/2	VS16B	GVS16B	1	1/4	5-31/32	•	•	•
9/16	VS18B	GVS18B	1-1/8	1/4	6-9/16	•	•	•
5/8	VS20B	GVS20B	1-1/4	9/32	7-1/8	•	•	•
11/16	VS22B	GVS22B	1-3/8	9/32	7-11/16	•	•	•
3/4	VS24B	GVS24B	1-15/32	9/32	8-9/32	•	•	•
13/16	VS26B	GVS26B	1-19/32	5/16	8-27/32	•	•	•
7/8	VS28B	GVS28B	1-23/32	5/16	9-13/32	•	•	•
15/16	VS30B	GVS30B	1-27/32	11/32	10	•	•	•
1	VS32B	GVS32B	1-31/32	11/32	10-9/16	•	•	•
1-1/16	VS34B	—	2-3/32	11/32	11-1/8	•	•	•
1-1/8	VS36B	—	2-3/16	3/8	11-23/32	•	•	•
1-3/16	VS38B	—	2-11/32	3/8	12-9/32	•	•	•
1-1/4	VS40B	GVS40B	2-7/16	13/32	12-7/8	•	•	•
1-5/16	VS42B	—	2-9/16	13/32	13-7/16	•	•	•
1-3/8	VS44B	—	2-11/16	13/32	14	•	•	•
1-7/16	VS46B	—	2-27/32	7/16	14-19/32	•	•	•
1-1/2	VS48B	—	2-15/16	7/16	15-5/32	•	•	•
1-5/8	VS52B	—	3-7/32	15/32	16-5/16	•	•	•
1-11/16	VS54B	—	3-11/32	1/2	16-7/8	•	•	•
1-3/4	VS56B	—	3-15/32	1/2	17-7/16	•	•	•
1-13/16	VS58B	—	3-19/32	1/2	18	•	•	•
1-7/8	VS60B	—	3-23/32	17/32	18-19/32	•	•	•
2	VS64B	—	3-31/32	9/16	19-3/4	•	•	•

ASME® B107.100

*Set includes storage tray
**Sets includes storage bag



Aluminum (for AN Fittings)

- Securely tighten expensive AN fittings to reduce risk of damage in aircraft, marine and industrial applications as well as race and show cars
- Machined from heat treated aluminum to exacting tolerances
- Corner reliefs on open end prevent rounding the corners of the fitting
- Handle length designed to apply appropriate torque without overtightening
- Wrenches are color coded and stamped for quick size identification
- All wrenches are .36" thick

Set Contains:

#	Size	Stock No.	Color	Overall Length, inches (mm)	
No. 3	1/2	ANWR3A	Silver	4 (101.6)	•
No. 4	9/16	ANWR4A	Black	4-3/4 (120.7)	•
No. 6	11/16	ANWR6A	Light Blue	5-3/4 (146.1)	•
No. 8	7/8	ANWR8A	Pink	5-3/4 (146.1)	•
No. 10	1	ANWR10A	Gold	7-1/8 (181.0)	•
No. 12	1-1/4	ANWR12A	Red	7-1/2 (190.5)	•
No. 16	1-1/2	ANWR16A	Brass	8-3/4 (222.3)	•
No. 20	1-13/16	ANWR20A	Dark Blue	9-1/4 (237.0)	•

Set includes heavy gauge vinyl pouch



ANWR708A

OPEN END BLUE-POINT®



BDOEM1415



BDOE1820

Standard, mm, (Blue-Point®)

mm	Stock No.	Length, mm
10-11	BDOEM1011	145
12-13	BDOEM1213	165
14-15	BDOEM1415	185
16-17	BDOEM1617	185
18-19	BDOEM1819	227

Standard, inches, (Blue-Point®)

Size	Stock No.	Length, inches
5/16-3/8	BDOE1012	5-5/16
7/16-1/2	BDOE1416	6-1/2
9/16-5/8	BDOE1820	7-9/32
11/16-3/4	BDOE2224	8-15/16

ASME®/ANSI® B107.100

FLANK DRIVE® FLARE NUT

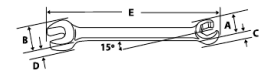
Open End and Flare Nut, mm

Set Contains:

mm	6	A	B	C	D	E	6
8	RXSM8B	17	17	7	7	135	
9	RXSM9B	18	19	7	7	144	
10	RXSM10B	20	21	8	8	152	•
11	RXSM11B	21	23	9	9	162	•
12	RXSM12B	22	25	9	9	169	•
13	RXSM13B	24	27	9	9	178	•
14	RXSM14B	25	29	10	10	186	•
15	RXSM15B	26	31	10	10	194	
16	RXSM16B	27	33	11	11	202	
17	RXSM17B	29	35	11	11	211	
18	RXSM18B	30	37	12	12	219	
19	RXSM19B	32	39	12	12	228	
20	RXSM20B	33	41	13	13	235	

ASME® B107.100

Set includes storage tray



RXSM10B



- Use only moderate force on flare nut wrenches
- Do not use "cheater bars" on handles
- Read safety precautions on pages W1 to W4

FLANK DRIVE® FLARE NUT







RXS605B

Open End and Flare Nut, inches

Set Contains:

RXS605B

			A	B	C	D	E	
3/8	RXS12B	—	3/4	25/32	5/16	5/16	5-27/32	•
7/16	RXS14B	RXS14BS	27/32	29/32	11/32	11/32	6-3/8	•
1/2	RXS16B	—	29/32	1-1/16	3/8	3/8	6-7/8	•
9/16	RXS18B	—	1	1-5/32	13/32	13/32	7-13/32	•
5/8	RXS20B	—	1-3/32	1-5/16	7/16	7/16	7-15/16	•
11/16	—	RXS22BS	1-5/32	1-13/32	15/32	15/32	8-15/32	
3/4	—	RXS24BS	1-1/4	1-9/16	1/2	1/2	9	

ASME® B107.100

Set includes storage tray






RXFMS606B

Double End Flare Nut, mm

Set Contains:

RXFMS606B

		A-B	C-D	E	
9-11	RXFMS911B	18-21	7-8	145	•
10-12	RXFMS1012B	20-22	8-9	153	•
13-14	RXFMS1314B	24-25	9-10	173	•
15-17	RXFMS1517B	26-29	10-11	193	•
16-18	RXFMS1618B	28-30	11-12	200	•
19-21	RXFMS1921B	32-34	12-13	223	•

ANSI® B107.100

Set includes storage tray






RXFS605B

Double End Flare Nut, inches

Set Contains:

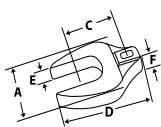
RXFS605B

		A-B	C-D	E	
1/4-5/16	RXFS810B	19/32-21/32	1/4-9/32	4-27/32	•
3/8-7/16	RXFS1214B	3/4-27/32	5/16-11/32	5-13/16	•
1/2-9/16	RXFS1618B	29/32-1	3/8-13/32	6-13/16	•
5/8-11/16	RXFS2022B	1-3/32-1-5/32	7/16-15/32	7-3/4	•
3/4-13/16	RXFS2426B	1-1/4-1-5/16	1/2-17/32	8-25/32	•
3/4-7/8	RXFS2428B	1-1/4-1-27/64	1/2-5/8	9-1/2	
3/4-1	RXFS2432B	1-1/4-1-9/16	1/2-5/8	9-1/2	
7/8-1-1/8	RXFS2836B	1-13/32-1-3/4	9/16-11/16	10-1/2	

ANSI® B107.100


Set includes storage tray

CROWFOOT WRENCHES, 1/4" DRIVE



TMCOS16

Flank Drive® Plus, Open End, inches

	Stock No.	A	C	D	E	F
7/16	TMCOS14	29/32	5/8	1-5/32	5/16	5/16
1/2	TMCOS16	1-1/16	21/32	1-15/64	5/16	5/16
9/16	TMCOS18	1-5/32	11/16	1-19/64	5/16	5/16

CROWFOOT WRENCHES, 1/4" DRIVE

Open End, mm

mm	Stock No.	A	C	E	F	D	Set Contains:
							107TMCOM
7	TMCOM7	13.5	13.2	6.6	6.6	24.4	•
8	TMCOM8	16.8	14.1	6.6	6.6	25.9	•
10	TMCOM10	19.8	14.6	6.6	6.6	27.5	•
11	TMCOM11	22.4	16.0	7.9	7.9	29.4	•
12	TMCOM12	24.4	16.5	7.9	7.9	30.6	•
13	TMCOM13	26.4	16.6	7.9	7.9	31.2	•
14	TMCOM14	29.0	17.7	7.9	7.9	32.9	•

ASME® B107.21

Set includes storage tray



107TMCOM

Open End, inches

Inches	Stock No.	A	C	E	F	D	Set Contains:
							106TMC0
1/4	TMC08	17/32	17/32	1/4	1/4	31/32	•
5/16	TMC010	21/32	9/16	1/4	1/4	1-1/32	•
3/8	TMC012	25/32	19/32	1/4	1/4	1-3/32	•
7/16	TMC014	7/8	5/8	5/16	5/16	1-5/32	•
1/2	TMC016	1-1/32	21/32	5/16	5/16	1-1/4	•
9/16	TMC018	1-1/8	11/16	5/16	5/16	1-9/32	•

ASME® B107.21

Set includes storage tray

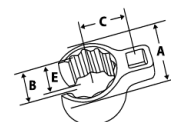


106TMC0

Flank Drive® Flare Nut, Shallow, inches, 12-Point

Inches	12	A	B	C	E	Maximum Recommended Working Torque, in-lb
						TMRX
1/4	TMRX8	13/32	1/8	31/32	1/4	75
5/16	TMRX10	1/2	3/16	31/32	1/4	75
3/8	TMRX12	19/32	1/4	31/32	1/4	75

ASME® B107.21



TMRX12

Flank Drive® Flare Nut, Deep, inches, 12-Point

Inches	12	A	B	C	E	Maximum Recommended Working Torque, in-lb
						AN8508
3/8"	AN85086B	19/32	9/32	1/2	1/2	75
7/16"	AN85087B	11/16	11/32	9/16	9/16	200
1/2"	AN85088B	25/32	13/32	19/32	9/16	200
9/16"	AN85089B	27/32	15/32	5/8	9/16	200

ASME® B107.21

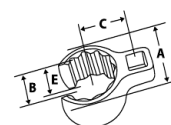


AN85088B

CROWFOOT WRENCHES, 3/8" DRIVE

Flank Drive® Plus, Open End, inches

Inches	Stock No.	A	C	D	E	F
5/8	FCOS20	1-1/4	27/32	1-19/32	7/32	17/32
3/4	FCOS24	1-17/32	1	1-29/32	1/4	17/32
15/16	FCOS30	2	1-1/8	2-1/8	23/64	43/64
1-1/16	FCOS34	2	1-3/32	2-1/8	23/64	43/64


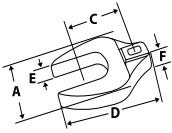


FCOS24



- Use only moderate force on crowfoot and flare nut wrenches
- Do not use "cheater bars" on handles
- Read safety precautions on pages W1 to W4

CROWFOOT WRENCHES, 3/8" DRIVE



214FC



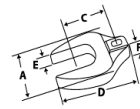
211GFCO

Open End, inches, chrome

	Stock No.	Industrial Stock No.	A	C	E	F	D	Maximum Recommended Working Torque, in-lb	Set Contains:				
									242FC	226FC	214FC	211FCOA	211GFCO
3/8	FC012A	GFC012A	7/8	23/32	7/32	33/64	1-19/64	175					
7/16	FC014A	GFC014A	7/8	21/32	7/32	33/64	1-17/64	250	•	•	•	•	•
1/2	FC016A	GFC016A	1-1/32	51/64	7/32	33/64	1-29/64	300	•	•	•	•	•
9/16	FC018A	GFC018A	1-1/4	15/16	7/32	33/64	1-5/8	400	•	•	•	•	•
5/8	FC020A	GFC020A	1-1/4	7/8	7/32	33/64	1-19/32	500	•	•	•	•	•
11/16	FC022A	GFC022A	1-33/64	1-3/32	1/4	33/64	1-59/64	650	•	•	•	•	•
3/4	FC024A	GFC024A	1-33/64	1-1/32	1/4	33/64	1-57/64	850	•	•	•	•	•
13/16	FC026A	GFC026A	1-23/32	1-3/32	9/32	19/32	2	1,050	•	•	•	•	•
7/8	FC028A	GFC028A	1-23/32	1-3/64	9/32	19/32	1-31/32	1,250	•	•	•	•	•
15/16	FC030A	GFC030A	2	1-5/32	11/32	21/32	2-1/8	1,400	•	•	•	•	•
1	FC032A	GFC032A	2	1-1/8	11/32	21/32	2-3/32	1,600	•	•	•	•	•
1-1/16	FC34B	—	2	1-9/64	11/32	21/32	2	1,650	•	•	•		
1-1/8	FC36A	—	2	1-11/64	23/64	39/64	2	1,700	•	•	•		
1-3/16	FC38A	—	2	1-13/64	23/64	39/64	2-1/16	1,750	•	•	•		
1-1/4	FC40A	—	2-5/32	1-1/4	23/64	41/64	2-7/32	1,750	•	•	•		
1-5/16	FC42A	—	2-5/32	1-9/32	23/64	41/64	2-7/32	1,750	•	•			
1-3/8	FC44A	—	2-23/64	1-5/16	23/64	41/64	2-3/8	1,800	•	•			
1-7/16	FC46A	—	2-23/64	1-23/64	23/64	41/64	2-3/8	1,800	•	•			
1-1/2	FC48A	—	2-17/32	1-25/64	23/64	41/64	2-1/2	1,800	•	•			
1-9/16	FC50A	—	2-17/32	1-27/64	23/64	41/64	2-1/2	1,800	•	•			
1-5/8	FC52A	—	2-21/32	1-29/64	23/64	41/64	2-19/32	1,800	•	•			
1-11/16	FC54A	—	2-21/32	1-1/2	23/64	41/64	2-19/32	1,800	•	•			
1-3/4	FC56A	—	2-7/8	1-17/32	23/64	41/64	2-3/4	1,800	•	•			
1-13/16	FC58A	—	2-7/8	1-9/16	23/64	41/64	2-3/4	1,800	•	•			
1-7/8	FC60A	—	3-5/32	1-19/32	23/64	41/64	2-55/64	1,800	•	•			
1-15/16	FC62A	—	3-5/32	1-21/32	23/64	41/64	2-55/64	1,040	•	•			
2	FC64A	—	3-13/32	1-47/64	31/64	45/64	3	1,800	•	•			
2-1/16	FC66A	—	3-13/32	1-25/32	31/64	45/64	3	1,800	•				
2-1/8	FC68A	—	3-19/32	1-13/16	31/64	45/64	3-3/16	1,800	•				
2-3/16	FC70A	—	3-19/32	1-27/32	31/64	45/64	3-3/16	1,275	•				
2-1/4	FC72A	—	3-27/32	1-15/16	31/64	45/64	3-7/16	1,800	•				
2-5/16	FC74A	—	3-27/32	1-15/16	31/64	45/64	3-7/16	1,800	•				
2-3/8	FC76A	—	4-1/8	2-5/64	31/64	45/64	3-11/16	1,800	•				
2-7/16	FC78A	—	4-1/8	2-1/8	31/64	45/64	3-11/16	1,800	•				
2-1/2	FC80A	—	4-9/32	2-11/64	31/64	45/64	3-13/16	1,800	•				
2-9/16	FC82A	—	4-9/32	2-11/64	31/64	45/64	3-13/16	1,800	•				
2-5/8	FC84A	—	4-17/32	2-21/64	31/64	45/64	4-1/16	1,800	•				
2-11/16	FC86A	—	4-17/32	2-3/8	31/64	45/64	4-1/16	1,800	•				
2-3/4	FC88A	—	4-23/32	2-7/16	31/64	45/64	4-1/4	1,900	•				
2-13/16	FC90A	—	4-23/32	2-17/32	31/64	45/64	4-1/4	2,075	•				
2-7/8	FC92A	—	5-3/32	2-41/64	31/64	45/64	4-9/16	2,075	•				
2-15/16	FC94A	—	5-3/32	2-43/64	31/64	45/64	4-9/16	2,200	•				
3	FC96A	—	5-3/32	2-23/32	31/64	45/64	4-1/2	2,200	•				

ASME®/ANSI® B107.100

CROWFOOT WRENCHES, 3/8" DRIVE



Open End, mm, chrome

210FCOMA

Set Contains:

216FCOM

210FCOMA+

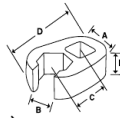
mm	Stock No.	A	C	E	F	D	Maximum Recommended Working Torque, in-lb		
9	FCOM9A	22.4	18.8	5.3	13.2	33.3	150	•	
10	FCOM10A	22.4	17.6	5.3	13.2	33.0	200	•	•
11	FCOM11A	22.4	16.6	5.3	13.2	32.3	250	•	•
12	FCOM12A	26.2	21.0	5.3	13.2	37.3	275	•	•
13	FCOM13A	26.2	19.8	5.3	13.2	36.8	300	•	•
14	FCOM14A	26.2	18.6	5.3	13.2	36.1	325	•	•
15	FCOM15A	31.8	22.7	5.3	13.2	40.9	400	•	•
16	FCOM16A	31.8	21.7	5.3	13.2	40.4	450	•	•
17	FCOM17A	31.8	20.5	5.3	13.2	39.9	500	•	•
18	FCOM18A	38.4	27.2	6.4	13.2	48.5	650	•	•
19	FCOM19A	38.4	26.2	6.4	13.2	48.0	750	•	•
20	FCOM20A	38.4	25.0	6.4	13.2	48.0	850	•	•
21	FCOM21A	43.7	27.4	7.1	15.0	48.8	1050	•	•
22	FCOM22A	43.7	26.4	7.1	15.0	50.0	1250	•	•
23	FCOM23A	50.5	30.1	8.9	16.8	54.4	1400	•	•
24	FCOM24A	50.5	28.8	8.9	16.8	53.8	1600	•	•

ASME® B107.21

*Set includes storage tray



210FRHMA



Flank Drive® Flare Nut, mm, 6-Point

Set Contains:

210FRHMA

mm	6	A	B	C	D	E	Maximum Recommended Working Torque, in-lb	6
9	FRHM9	22.4	6.7	14.2	33.3	9.7	220	
10	FRHM10	22.9	7.4	14.2	35.3	9.7	265	•
11	FRHM11	22.9	8.3	14.2	35.3	9.7	310	•
12	FRHM12	25.4	9.0	14.2	36.6	9.7	355	•
13	FRHM13	25.4	9.4	14.2	36.6	9.7	400	•
14	FRHM14	28.4	10.5	18.8	40.9	11.2	485	•
15	FRHM15	28.4	11.2	18.8	40.9	11.2	575	•
16	FRHM16	28.4	11.7	18.8	40.9	11.2	665	•
17	FRHM17	33.3	12.6	20.6	44.7	12.7	750	•
18	FRHM18	33.3	13.6	20.6	44.7	12.7	840	•
19	FRHM19	33.3	14.7	20.6	44.7	12.7	930	•
20	FRHM20	41.1	15.2	22.1	50.3	14.2	1060	
21	FRHM21	41.1	16.3	22.1	50.3	14.2	1150	
22	FRHM22	41.1	17.0	22.1	50.3	14.2	1285	

ASME® B107.21

Set includes storage tray



207SFRH

Flank Drive® Flare Nut, inches, 6-Point

Set Contains:

207SFRH

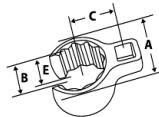
in	6	A	B	C	D	E	Maximum Recommended Working Torque, in-lb	6
3/8	FRH120S	13/32	1/4	9/16	1-11/32	3/8	240	•
7/16	FRH140S	29/32	5/16	9/16	1-13/32	3/8	320	•
1/2	FRH160S	1	11/32	9/16	1-7/16	3/8	400	•
9/16	FRH180S	1-1/8	3/8	3/4	1-5/8	7/16	510	•
5/8	FRH200S	1-1/8	7/16	3/4	1-5/8	7/16	625	•
11/16	FRH220S	1-5/16	1/2	13/16	1-25/32	1/2	750	•
3/4	FRH240S	1-5/16	9/16	13/16	1-25/32	1/2	880	•
13/16	FRH260S	1-5/8	5/8	7/8	1-31/32	9/16	1025	
7/8	FRH280S	1-5/8	23/32	7/8	1-31/32	9/16	1180	
15/16	FRH300S	1-7/8	11/16	15/16	2-3/16	5/8	1280	
1	FRH320S	1-7/8	3/4	15/16	2-3/16	5/8	1480	

ASME® B107.21

Set includes storage tray



205ANM



Flank Drive® Flare Nut, Deep, mm, 12-Point

Set Contains:

205ANM

mm	12	A	B	C	E	
12	ANM12	18.9	8.3	16.3	15.0	•
13	ANM13	21.2	9.7	17.7	15.0	•
14	ANM14	21.2	10.5	17.7	15.0	•
17	ANM17	26.6	13.0	19.7	19.1	•
19	ANM19	29.0	14.6	20.9	19.8	•

Set includes storage tray



208AN

Flank Drive® Flare Nut, Deep, inches, 12-Point

Set Contains:

208AN


in	12	A	B	C	E	Maximum Recommended Working Torque, in-lb	12
5/8	AN850810B	15/16	1/2	23/32	23/32	250	•
11/16	AN850811B	1-1/32	17/32	25/32	23/32	310	•
3/4	AN850812B	1-1/8	9/16	13/16	3/4	450	•
13/16	AN850813B	1-7/32	5/8	7/8	3/4	450	•
7/8	AN850814B	1-5/16	25/32	15/16	25/32	625	•
—	AN850815B	1-3/8	3/4	31/32	25/32	625	•
1	AN850816B	1-7/16	3/4	1	13/16	625	•
1-1/16	AN850817B	1-17/32	25/32	1-1/32	13/16	625	•

ASME®/ANSI® B107.21

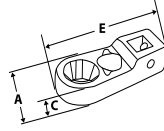


• Use only moderate force on crowfoot and flare nut wrenches
• Read safety precautions on pages W1 to W4

CROWFOOT WRENCHES, 3/8" DRIVE



BFCRM712A



BFCRM712A

Ratcheting, mm (Blue-Point®)

Set Contains:

mm		A	C	E	
8	BFCRM8A	17.8	6.5	49.3	•
9	BFCRM9A	19.5	7.4	50.8	•
10	BFCRM10A	21.5	8.0	53.8	•
11	BFCRM11A	22.0	8.5	53.8	•
12	BFCRM12A	23.5	9.0	57.2	•
13	BFCRM13A	25.0	10.0	57.2	•
14	BFCRM14A	27.0	10.0	60.3	•
15	BFCRM15A	28.5	11.0	63.5	•
16	BFCRM16A	30.5	11.0	66.7	•
17	BFCRM17A	34.5	12.0	68.3	•
18	BFCRM18A	36.5	12.0	71.4	•
19	BFCRM19A	36.5	12.9	73.0	•



BFCR708A

BFCR708A

Ratcheting, inches (Blue-Point®)

Set Contains:

		A	C	E	
5/16	BFCR10A	11/16	1/4	2	•
3/8	BFCR12A	27/32	5/16	2-1/8	•
7/16	BFCR14A	7/8	11/32	2-1/8	•
1/2	BFCR16A	31/32	13/32	2-1/4	•
9/16	BFCR18A	1-1/16	13/32	2-3/8	•
5/8	BFCR20A	1-3/16	7/16	2-5/8	•
11/16	BFCR22A	1-1/4	15/32	2-5/8	•
3/4	BFCR24A	1-7/16	1/2	2-7/8	•

*Set includes FXLBP10 – 10" locking extension

Set includes storage tray



ADCF8

Adjustable, inches/mm

ADCF8 3/8" Drive Adjustable Crowfoot Wrench (0–29 mm)

- Metric and SAE scales
- Opening range from 0–1.14" (0–29 mm)
- Lateral side nut designed to work on difficult access fasteners and minimize dirt accumulation



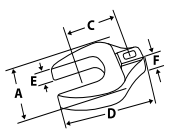
A277

Crowfoot Wrench Holder

A277 3/8" Crowfoot Holder

- Organize and store your crowfoot wrenches
- Two-piece design snaps apart for access to desired size
- 8-3/4" long

CROWFOOT WRENCHES, 1/2" DRIVE



Open End, mm



SCOM32

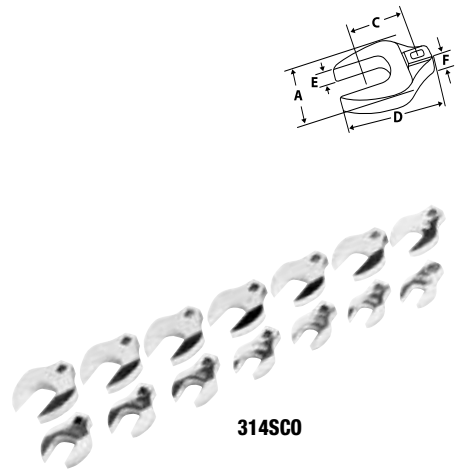
mm		A	C	E	F	Maximum Recommended Working Torque, in-lb
20	SCOM20	40.4	42.9	7.8	15.9	1,400
21	SCOM21	40.4	42.9	7.8	15.9	1,500
22	SCOM22	44.7	44.5	8.2	15.9	1,500
23	SCOM23	48.0	44.5	8.9	15.9	1,600
24	SCOM24	46.7	44.5	8.5	15.9	1,800
25	SCOM25	51.1	45.2	8.9	15.9	1,800
26	SCOM26	53.1	45.2	9.2	15.9	1,800
27	SCOM27	53.1	44.5	9.2	15.9	2,000
28	SCOM28	53.1	43.6	9.2	15.9	2,100
30	SCOM30	59.7	44.5	9.9	15.9	2,200
32	SCOM32	62.7	50.0	10.3	15.9	2,300
34	SCOM34	62.7	51.6	10.3	15.9	2,400
35	SCOM35	69.1	50.8	11.0	15.9	2,500
36	SCOM36	69.1	50.0	11.0	15.9	2,600
38	SCOM38	75.4	50.8	11.8	15.9	2,900
40	SCOM40	75.4	51.6	11.8	15.9	3,000
41	SCOM41	81.8	50.8	12.5	15.9	3,400
42	SCOM42	81.8	50.0	12.5	15.9	3,400
46	SCOM46	91.2	51.2	13.5	15.9	4,100
50	SCOM50A	100.8	53.8	14.6	16.1	—

CROWFOOT WRENCHES, 1/2" DRIVE

Open End, inches

Open End, inches		Set Contains:					Maximum Recommended Working Torque, in-lb	
Part Number	Hand	A	C	E	F			
15/16	SC030	1-27/32	1-15/32	11/32	5/8	1,800		
1	SC032	1-31/32	1-11/16	23/64	5/8	1,900		
1-1/16	SC034	2-3/32	1-3/4	3/8	5/8	2,000	•	
1-1/8	SC036	2-7/32	1-3/4	3/8	5/8	2,100	•	
1-3/16	SC038	2-11/32	1-3/4	13/32	5/8	2,200	•	
1-1/4	SC040	2-15/32	2	13/32	5/8	2,300	•	
1-5/16	SC042	2-19/32	2	7/16	5/8	2,400	•	
1-3/8	SC044	2-23/32	2	7/16	5/8	2,500	•	
1-7/16	SC046	2-27/32	2	7/16	5/8	2,600	•	
1-1/2	SC048	2-31/32	2	15/32	5/8	2,900	•	
1-9/16	SC050	2-31/32	1-31/32	15/32	5/8	3,000		
1-5/8	SC052	3-7/32	1-31/32	1/2	5/8	3,400	•	
1-11/16	SC054	3-11/32	2-3/16	1/2	5/8	3,700	•	
1-3/4	SC056	3-15/32	2-3/16	17/32	5/8	3,900	•	
1-13/16	SC058	3-19/32	2-3/16	17/32	5/8	4,100	•	
1-7/8	SC060	3-23/32	2-3/16	9/16	5/8	4,300	•	
2	SC064	3-31/32	2-7/32	9/16	5/8	5,000	•	
2-1/8	SC068	3-31/32	2-7/32	37/64	5/8	5,000		
2-1/4	SC072	3-31/32	2-13/32	37/64	5/8	5,000		
2-3/8	SC076	4-3/8	2-31/64	19/32	5/8	5,000		
2-7/16	SC078	4-3/8	2-7/16	19/32	5/8	5,000		
2-1/2	SC080	4-3/8	2-13/32	19/32	5/8	5,000		

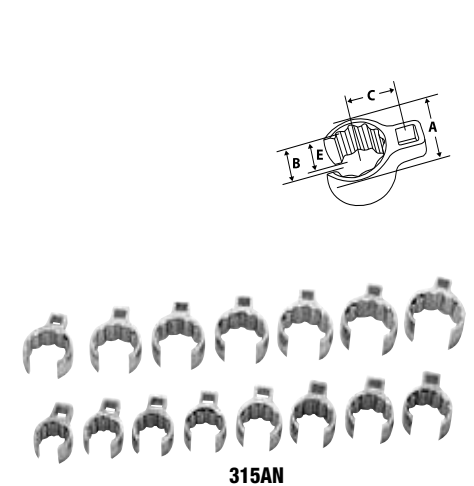
ASME® B107.21



Flank Drive® Flare Nut, Deep, inches, 12-Point

Flank Drive® Flare Nut, Deep, inches, 12-Point		Set Contains:					Maximum Recommended Working Torque, in-lb	
Part Number	Hand	A	B	C	E			
1-1/8	AN850818B	1-5/8	27/32	1-5/32	7/8	825	•	
1-3/16	AN850819B	1-11/16	29/32	1-3/16	7/8	825	•	
1-1/4	AN850820B	1-25/32	15/16	1-7/32	7/8	825	•	
1-5/16	AN850821B	1-27/32	31/32	1-1/4	7/8	900	•	
1-3/8	AN850822B	1-15/16	1-1/16	1-5/16	15/16	900	•	
1-7/16	AN850823B	2	1-1/16	1-11/32	15/16	900	•	
1-1/2	AN850824B	2-3/32	1-1/8	1-3/8	15/16	900	•	
1-9/16	AN850825B	2-5/32	1-5/32	1-13/32	15/16	900	•	
1-5/8	AN850826B	2-7/32	1-7/32	1-7/16	15/16	1,100	•	
1-11/16	AN850827B	2-5/16	1-5/16	1-1/2	1-1/32	1,100	•	
1-3/4	AN850828B	2-3/8	1-5/16	1-9/16	1-1/32	1,150	•	
1-13/16	AN850829B	2-15/32	1-11/32	1-19/32	1-1/32	1,200	•	
1-7/8	AN850830B	2-9/16	1-3/8	1-21/32	1-1/16	1,200	•	
1-15/16	AN850831B	2-5/8	1-7/16	1-11/16	1-1/16	1,200	•	
2	AN850832B	2-23/32	1-9/16	1-23/32	1-1/16	1,400	•	
2-1/8	AN850834B	2-7/8	1-9/16	1-13/16	1-1/8	1,450		
2-3/16	AN850835B	2-15/16	1-21/32	1-27/32	1-1/8	1,500		
2-1/4	AN850836B	3-1/32	1-11/16	1-7/8	1-1/8	1,500		
2-3/8	AN850838B	3-3/16	1-13/16	1-31/32	1-3/16	1,600		
2-7/16	AN850839B	3-1/4	1-13/16	2	1-3/16	1,650		
2-9/16	AN850841B	3-7/16	1-29/32	2-3/32	1-9/32	1,750		
2-5/8	AN850842B	3-1/2	2-1/16	2-1/8	1-9/32	1,800		
2-11/16	AN850843B	3-19/32	2-1/16	2-5/32	1-9/32	1,800		
2-3/4	AN850844B	3-21/32	2-1/16	2-7/32	1-9/32	1,850		
3-1/8	AN850850B	4-1/8	2-5/16	2-7/16	1-5/16	2,000		

ASME® B107.21



• Use only moderate force on crowfoot and flare nut wrenches
• Read safety precautions on pages W1 to W4

HEAVY DUTY STRIKING WRENCHES





Flank Drive® Straight Handle Sledge Hammer, inches, 12-Point

Set Contains:

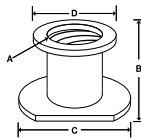
DX634



DX158A

			A	B	C	
1-3/16	30	DX138A	7/8	2-3/32	7-35/64	•
1-1/4	32	DX140A	7/8	2-3/32	7-35/64	•
1-5/16	33	DX142A	7/8	2-3/32	7-35/64	•
1-3/8	35	DX144A	61/64	2-17/64	7-41/64	•
1-7/16	36	DX146A	61/64	2-17/64	7-41/64	•
1-1/2	38	DX148A	61/64	1-17/64	7-41/64	•
1-5/8	41	DX152A	1-9/64	2-5/8	7-53/64	•
1-11/16	43	DX154A	1-9/64	2-5/8	7-53/64	•
1-3/4	44	DX156A	1-7/32	2-13/16	7-29/32	•
1-13/16	46	DX158A	1-7/32	2-13/16	7-29/32	•
1-7/8	47	DX160A	1-7/32	2-13/16	7-29/32	•
—	50	DXM50	1-13/32	3-11/64	11-19/32	•
2	51	DX164A	1-13/32	3-11/64	11-19/32	•
2-1/16	52	DX166A	1-13/32	3-11/64	11-19/32	•
2-3/16	55	DX170A	1-17/32	3-29/64	11-47/64	•
2-1/4	57	DX172A	1-17/32	3-29/64	11-47/64	•
2-3/8	60	DX176A	1-21/32	3-23/32	11-55/64	•
2-7/16	62	DX178A	1-21/32	3-23/32	11-55/64	•
2-1/2	63	DX180A	1-21/32	3-23/32	11-55/64	•
2-9/16	65	DX182A	1-51/64	3-63/64	13	•
2-5/8	67	DX184A	1-51/64	3-63/64	13	•
2-3/4	70	DX188A	1-59/64	4-17/64	14-17/64	•
2-13/16	71	DX190A	1-59/64	4-17/64	14-17/64	•
2-15/16	75	DX194A	2-3/64	4-17/32	14-13/32	•
3	76	DX196A	2-3/64	4-17/32	14-13/32	•
3-1/8	79	DX1100A	2-17/64	4-29/32	17-37/64	•
3-3/8	85	DX1108A	2-17/64	4-29/32	17-37/64	•
3-1/2	89	DX1112A	2-29/64	5-19/64	17-51/64	•
3-3/4	95	DX1120A	2-21/32	5-17/32	17-51/64	•
3-7/8	98	DX1124A	2-21/32	5-17/32	17-57/64	•
4-1/8	105	DX1132A	2-59/64	6-1/32	18-9/64	•
4-1/4	108	DX1136A	2-59/64	6-1/32	18-9/64	•
4-1/2	114	DX1144A	3-5/32	6-25/32	20-1/64	•
4-5/8	117	DX1148A	3-5/32	6-25/32	20-1/64	•

ASME® B107.100



Slugging Wrench Retainers

Set Contains:

HTX100P



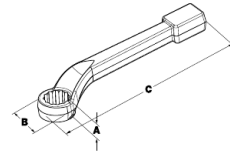
HTX100P



HTX52





Stock No.	Description	A	B	C	D	
HTX24	Slugging Wrench Retainer	3/8	1-29/32	1-15/16	1-3/4	•
HTX28	Slugging Wrench Retainer	7/8	2	2-3/16	1-29/32	•
HTX32	Slugging Wrench Retainer	1	2-1/8	2-1/2	2-1/32	•
HTX36	Slugging Wrench Retainer	1-1/8	2-1/4	2-1/2	2-5/32	•
HTX40	Slugging Wrench Retainer	1-1/4	2-3/8	2-7/8	2-9/32	•
HTX44	Slugging Wrench Retainer	1-3/8	2-15/32	3-1/8	2-3/8	•
HTX48	Slugging Wrench Retainer	1-1/2	2-5/8	3-1/8	2-1/2	•
HTX52	Slugging Wrench Retainer	1-5/8	2-3/4	3-5/8	2-21/32	•
HTX56	Slugging Wrench Retainer	1-3/4	2-7/8	3-7/8	2-3/4	•
HTX60	Slugging Wrench Retainer	1-7/8	3	4-1/2	2-7/8	•

HEAVY DUTY STRIKING WRENCHES



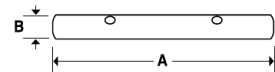
Flank Drive® Offset Handle Sledge Hammer, inches, 12-Point

Set Contains: DX634

			A	B	C	
1-1/16	27	HX340A	11/16	1-5/8	10	•
1-1/8	—	HX360A	3/4	1-15/16	11	•
1-3/16	30	HX380A	3/4	1-15/16	11	•
1-1/4	32	HX400B	3/4	1-15/16	11	•
1-5/16	33	HX420A	3/4	1-15/16	11	•
1-3/8	35	HX440A	7/8	2-1/8	11-1/2	•
1-7/16	36	HX460A	7/8	2-1/8	11-1/2	•
1-1/2	38	HX480A	1	2-7/16	12	•
1-5/8	41	HX520A	1	2-7/16	12	•
1-11/16	43	HX540A	1-1/8	2-5/8	12-1/2	•
1-3/4	44	HX560A	1-1/8	2-5/8	12-1/2	•
1-13/16	46	HX580A	1-1/8	2-5/8	12-1/2	•
1-7/8	47	HX600A	1-1/4	2-7/8	13	•
1-15/16	49	HX620A	1-1/2	2-7/8	13	•
—	50	HXM50	1-1/4	2-7/8	13	•
2	51	HX640A	1-1/4	2-7/8	13	•
2-1/8	—	HX680A	1-3/8	3-1/4	13-9/16	•
2-3/16	55	HX700A	1-3/8	3-1/4	13-9/16	•
2-1/4	57	HX720A	1-3/8	3-1/4	13-9/16	•
2-5/16	59	HX740A	1-3/8	3-1/4	13-9/16	•
2-3/8	60	HX760A	1-1/2	3-5/8	14-1/8	•
2-1/2	64	HX800A	1-1/2	3-5/8	14-1/8	•
2-9/16	65	HX820A	1-1/2	3-5/8	14-1/8	•
2-5/8	67	HX840A	1-5/8	3-15/16	15	•
2-3/4	70	HX880A	1-5/8	3-15/16	15	•
2-7/8	73	HX920A	1-3/4	4-7/16	16	•
2-15/16	75	HX940A	1-3/4	4-7/16	16	•
3	76	HX960A	1-3/4	4-7/16	16	•
3-1/8	80	HX1000A	1-3/4	4-7/16	16	•
3-3/8	85	HX1080A	2	6-1/4	18-1/4	•
3-1/2	89	HX1120A	2	6-1/4	18-1/4	•
3-3/4	95	HX1200A	2	6-1/4	18-1/4	•
3-7/8	98	HX1240A	2	6-1/4	18-1/4	•
4-1/8	105	HX1320A	2	6-1/4	18-1/4	•
4-1/4	108	HX1360A	2	6-1/4	18-1/4	•

HEAVY DUTY TUBULAR WRENCHES

Tubular Handles

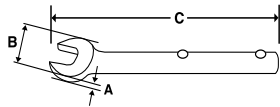


Stock No.	A	B	Size, inches
13B	13-1/2	7/8	13
24B	24	7/8	24
36B	36	1-9/64	36



• Read safety precautions on pages W1 to W4

HEAVY DUTY TUBULAR WRENCHES



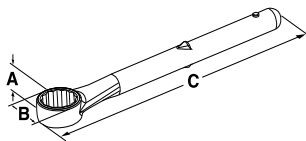
Open End Tubular Wrenches



OE148C

			Stock No.	A	B	C	Fits Handle No.
7/8	—	—	OE128C	1/2	1-15/16	10-1/2	13B or 24B
15/16	—	—	OE130C	1/2	1-15/16	10-1/2	13B or 24B
1	—	—	OE132C	9/16	2-5/16	11-5/16	13B or 24B
1-1/16	27	—	OE134C	9/16	2-5/16	11-5/16	13B or 24B
1-1/8	—	—	OE136C	9/16	2-5/16	11-1/4	13B or 24B
1-1/4	32	—	OE140C	5/8	2-3/4	12-5/16	13B or 24B
1-5/16	33	—	OE142C	5/8	2-3/4	12-5/16	13B or 24B
1-3/8	35	—	OE144C	5/8	2-3/4	12-1/4	13B or 24B
1-7/16	36	—	OE146C	11/16	3-1/8	13-1/4	13B or 24B
1-1/2	38	—	OE148C	11/16	3-1/8	13-5/16	13B or 24B

ASME® B107.100



FLANK DRIVE® Straight Box, inches/mm



XH124C

				A	B	C	Fits Handle No.
3/4	—	—	XH124C	1/2	1-1/4	10-13/16	13B or 24B
13/16	—	—	XH126C	1/2	1-1/4	10-13/16	13B or 24B
7/8	—	—	XH128C	5/8	1-7/16	10-15/16	13B or 24B
15/16	—	—	XH130C	5/8	1-7/16	10-15/16	13B or 24B
1	—	—	XH132C	11/16	1-9/16	11	13B or 24B
1-1/16	27	—	XH134C	11/16	1-9/16	11	13B or 24B
1-1/8	—	—	XH136C	11/16	1-11/16	11-1/8	13B or 24B
1-1/4	32	—	XH140C	3/4	1-15/16	13-1/2	13B or 24B
1-5/16	33	—	XH142C	3/4	1-15/16	13-1/2	13B or 24B
1-7/16	36	—	XH146C	7/8	2-3/16	13-5/8	13B or 24B
1-1/2	38	—	XH148C	7/8	2-3/16	13-3/4	13B or 24B
1-5/8	41	—	XH152C	15/16	2-3/8	13-3/4	13B or 24B
3-1/8	79	—	XH1100C	1-3/4	4-15/16	14-7/8	36B

ASME® B107.100



X1000B

FLANK DRIVE® Offset Box, inches/mm

Size, inches		A	B	C	Fits Handle No.
1-1/16	X340B	5/8	1-21/32	10-1/2	24B
1-1/8	X360B	47/64	1-29/32	10-45/64	24B
1-1/4	X400C	47/64	1-29/32	10-45/64	24B
1-5/16	X420B	13/16	2	10-51/64	24B
1-3/8	X440B	7/8	2-5/64	10-51/64	24B
1-7/16	X460B	7/8	2-11/64	10-51/64	24B
1-1/2	X480B	15/16	2-1/4	10-29/32	24B
1-9/16	X500B	15/16	2-21/64	10-29/32	24B
1-5/8	X520B	1	2-27/64	11	24B
1-11/16	X540B	1-1/16	2-39/64	13-19/64	36B
1-3/4	X560B	1-1/16	2-39/64	13-19/64	36B
1-13/16	X580B	1-1/8	2-3/4	13-13/32	36B
1-7/8	X600B	1-1/8	2-3/4	13-13/32	36B
2	X640B	1-1/4	2-31/32	13-1/2	36B
2-1/16	X660B	1-1/4	2-31/32	13-1/2	36B
2-3/16	X700B	1-5/16	3-15/64	13-39/64	36B
2-1/4	X720B	1-5/16	3-15/64	13-39/64	36B
2-3/8	X760B	1-3/8	3-13/32	13-45/64	36B
2-9/16	X820B	1-1/2	3-21/32	13-51/64	36B
2-5/8	X840B	1-1/2	3-3/4	13-29/32	36B
2-3/4	X880B	1-5/8	3-15/16	14	36B
2-15/16	X940B	1-11/16	4-5/32	14-7/64	36B
3-1/8	X1000B	1-3/4	4-13/32	14-13/64	36B

COMBINATION T- AND L-SHAPED WRENCHES

- Ergonomic, soft grip handle provides comfort during repetitive tasks
- Provides comfort during repetitive tasks
- Delivers superior turning power
- Allows maximum pressure to be applied when loosening difficult fasteners with both T & L applications
- Blades are constructed from high-strength steel and hardened for durability

- Blade tips are black oxide coated to prevent chipping and to help maintain a secure fastener engagement
- Short blade provides maximum torque for tight quarters
- Long blade promotes quick fastener turning in difficult access situations
- Hole in handle for hanging tool or tether
- Color coded handles identify tool configuration at a glance



AWSGM800



AWBSGM800

Hex/Soft Grip Handle, mm

Set Contains:

mm	Blue Handle	T-Length, mm	Length, mm	
2	AWSGM2	95	152	•
2.5	AWSGM2.5	95	152	•
3	AWSGM3	98	152	•
4	AWSGM4	98	187	•
5	AWSGM5	117	187	•
6	AWSGM6	117	246	•
8	AWSGM8	117	246	•
10	AWSGM10	124	248	•

Set includes storage tray

Ball Hex/Soft Grip Handle, mm

Set Contains:

mm	Blue Handle	T-Length, mm	Length, mm	
2	AWBSGM2	95	152	•
2.5	AWBSGM2.5	95	152	•
3	AWBSGM3	98	152	•
4	AWBSGM4	98	187	•
5	AWBSGM5	117	187	•
6	AWBSGM6	117	246	•
8	AWBSGM8	117	246	•
10	AWBSGM10	124	248	•

Set includes storage tray



AWSG800



AWBSG800

Hex/Soft Grip Handle, inches

Set Contains:

in	Red Handle	T-Length, inches	Length, inches	
3/32	AWSG06	3-7/8	6	•
7/64	AWSG07	3-7/8	6	•
1/8	AWSG08	3-7/8	6	•
9/64	AWSG09	3-7/8	6	•
5/32	AWSG10	3-7/8	7-3/8	•
3/16	AWSG12	4-3/4	7-3/4	•
7/32	AWSG14	4-3/4	7-3/4	•
1/4	AWSG16	4-3/4	9-5/8	•
5/16	AWSG20	4-3/4	9-5/8	
3/8	AWSG24	4-3/4	9-5/8	

Set includes storage tray

Ball Hex/Soft Grip Handle, inches

Set Contains:

in	Red Handle	T-Length, inches	Length, inches	
3/32	AWBSG06	3-7/8	6	•
7/64	AWBSG07	3-7/8	6	•
1/8	AWBSG08	3-7/8	6	•
9/64	AWBSG09	3-7/8	6	•
5/32	AWBSG10	3-7/8	7-3/8	•
3/16	AWBSG12	4-3/4	7-3/4	•
7/32	AWBSG14	4-3/4	7-3/4	•
1/4	AWBSG16	4-3/4	9-5/8	•
5/16	AWBSG20	4-3/4	9-5/8	
3/8	AWBSG24	4-3/4	9-5/8	

Set includes storage tray



• Plastic handle does not protect against electric shock
• Read safety precautions on pages W1 to W4

COMBINATION T- AND L-SHAPED WRENCHES



AWBMCG1600

Ball Hex/T-Handle, mm

Set Contains:

AWBMCG1600

mm	Blue Handle 228 mm Length	
2	AWBMCG1602	•
2.5	AWBMCG16025	•
3	AWBMCG1603	•
4	AWBMCG1604	•
5	AWBMCG1605	•
6	AWBMCG1606	•
8	AWBMCG1608	•
10	AWBMCG1610	•



AWSGT800


TORX®/Soft Grip Handle

Set Contains:

AWSGT800

#	Green Handle	Length, inches	T-Length, inches	
T6	AWSGT6	6	3-7/8	
T7	AWSGT7	6	3-7/8	
T8	AWSGT8	6	3-7/8	
T9	AWSGT9	6	3-7/8	
T10	AWSGT10	6	3-7/8	•
T15	AWSGT15	7-3/8	3-7/8	•
T20	AWSGT20	7-3/8	3-7/8	•
T25	AWSGT25	7-5/8	4-3/4	•
T27	AWSGT27	7-5/8	4-3/4	•
T30	AWSGT30	9-5/8	4-3/4	•
T40	AWSGT40	9-5/8	4-3/4	•
T45	AWSGT45	9-3/4	4-3/4	•
T50	AWSGT50	9-3/4	4-3/4	

Set includes storage tray



AWSGTRP20

TORX Plus®/Special Application

Size	Green Handle	T-Length, inches	Length, inches
T20	AWSGTRP20	3-7/8	10-1/2
T25	AWSGTRP25	4-3/4	10-1/2



AWSGTPT10

TORX® Tamper Proof


Set Contains:

AWSGTPT800



AWSGTPT800

#	Stock No.	
T6	AWSGTPT6	
T7	AWSGTPT7	
T8	AWSGTPT8	
T9	AWSGTPT9	
T10	AWSGTPT10	•
T15	AWSGTPT15	•
T20	AWSGTPT20	•
T25	AWSGTPT25	•
T27	AWSGTPT27	•
T30	AWSGTPT30	•
T40	AWSGTPT40	•
T45	AWSGTPT45	•
T50	AWSGTPT50	



AWBCG1600

AWBCG1600

Ball Hex/T-Handle, inches

Set Contains:

#	Red Handle 9" Length	
3/32	AWBCG1606	•
7/64	AWBCG1607	•
1/8	AWBCG1608	•
9/64	AWBCG1609	•
5/32	AWBCG1610	•
3/16	AWBCG1612	•
7/32	AWBCG1614	•
1/4	AWBCG1616	•
5/16	AWBCG1620	
3/8	AWBCG1624	



AWCGT500

AWCGT500

TORX®/T-Handle

Set Contains:

#	Green Handle 6" Length	
T7	AWCGT7	
T8	AWCGT8	•
T10	AWCGT10	•
T15	AWCGT15	•
T20	AWCGT20	•
T25	AWCGT25	•
T27	AWCGT27	
T30	AWCGT30	
T40	AWCGT40	
T45	AWCGT45	



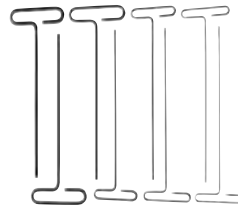
AWMCG1600B

AWMCG1600B

Hex/T-Handle, mm

Set Contains:

mm	Blue Handle 152 mm Length	
2.5	AWMCG16025B	•
2	AWMCG1602B	•
3	AWMCG1603B	•
4	AWMCG1604B	•
5	AWMCG1605B	•
6	AWMCG1606B	•
8	AWMCG1608B	•
10	AWMCG1610B	•



GAW1900A



AWCG1600B

GAW1900A
AWCG1600B

Hex/T-Handle, inches

Set Contains:

#	Standard Handle 9" Length	Red Handle 6" Length		
3/32	GAW1906	AWCG1606B	•	•
7/64	GAW1907	AWCG1607B	•	•
1/8	GAW1908	AWCG1608B	•	•
9/64	GAW1909	AWCG1609B	•	•
5/32	GAW1910	AWCG1610B	•	•
3/16	GAW1912	AWCG1612B	•	•
7/32	GAW1914	AWCG1614B	•	•
1/4	GAW1916	AWCG1616B	•	•
5/16	GAW1920	AWCG1620B	•	
3/8	GAW1924	AWCG1624B	•	

Wrench Stands

AWSTAND Storage Stand for L-Shaped/T-Shaped Wrenches

- Mounting holes on top and bottom of stand provide many mounting locations
- Another AWSTAND can be added for increased storage options
- Stands can mount to a Slots-N-Dots™ Plus personal work center or lie flat on top of toolbox
- Stand holds the following wrench styles:
- L- or T-shaped SAE hex 1/16–3/8" (excludes AWSG and AWSBSG series)
- L- or T-shaped metric hex 2–10 mm (excludes AWSGM and AWSBSGM series)
- L- or T-shaped TORX® T6 T50 (excludes AWSGT and AWSGTPT series)
- Metric or TORX® on one stand
- SAE and metric on one stand
- Metric and SAE ball wrenches

Tools not included with stand.





AWSTAND



• Plastic handle does not protect against electric shock
• Read safety precautions on pages W1 to W4

FOLDING SETS



Hex, mm

mm	AWMEF7K	AWMEF8K	AWMEF6K
	A	A	A
1.5	45.7	—	—
2	50.8	50.8	—
2.5	55.9	55.9	—
3	61.0	61.0	83.8
4	66.0	66.0	88.9
5	78.7	78.7	96.5
6	83.8	96.5	101.6
7	—	106.7	—
8	—	121.9	121.9
10	—	—	129.5

Hex, inches

	AWEF6K		AWEF9K
	A		A
5/32	2.7	0.05	1.8
3/16	3.3	1/16	1.9
7/32	3.5	5/64	2.0
1/4	3.7	3/32	2.1
5/16	4.8	7/64	2.3
3/8	5.1	1/8	2.4
		9/64	2.6
		5/32	2.7
		3/16	2.9

TORX®

#	AWTEF8K
	A
T8	2.4
T10	2.7
T15	3.0
T20	3.2
T25	3.4
T27	3.5
T30	3.7
T40	3.9

Ball Hex, inches

	AWEFBH9K
	A
5/64	2.0
3/32	2.1
7/64	2.3
1/8	2.4
9/64	2.6
5/32	2.7
3/16	2.9
7/32	3.5
1/4	3.7

AWCPEF16K 16 pc Folding Combination Hex Key Set

(.050–3/8")

- Set includes: (16 pc) AWEF9K hex set (.050–3/16") and AWMEF7K metric hex set (1.5–6 mm)



Hex/TORX® Combination, inches

AWHD8K Hex/TORX® Set

- Includes two TORX® sizes (T27, T40) and six hex sizes (5/32", 3/16", 7/32", 1/4", 5/16" and 3/8")
- Fits a wide range of Harley-Davidson® motorcycles

AWEF6M6K 12 pc SAE/Metric

Folding Hex Key Set

- Includes (12) folding hex keys (SAE 5/64, 3/32, 7/64, 1/8, 9/64 and 5/32") (metric 1.5, 2, 2.5, 3, 4 and 5 mm)
- Turn and flip feature eliminates the need for constant removal of tool to reposition it in screw head when working next to obstructions
- 90° stops turn the tool into a speed wrench
- Hex sizes molded into storage case for easy identification of each hex
- Flutes in storage case allow easy selection
- Access the blades from top or bottom, eliminating the need to unstack the blades
- High torque steel 20% stronger and twice the wear resistance of standard grades of steel
- Handle is 40% stronger than steel cases
- Corrosion resistant finish is five times more resistant than the competition

Ball Hex Key Sets

Ball hex allows up to 25° angle entry. Made from high strength steel.

AWBPH13 13 pc L-Shaped SAE Ball Hex Wrench Set

- Screw holding tip holds fastener to tool for delicate installations
- Includes: 0.05, 1/16, 5/64, 3/32, 7/64, 1/8, 9/64, 5/32, 3/16, 7/32, 1/4, 5/16 and 3/8" sizes
- Includes plastic index

AWBS13 13 pc L-Shaped SAE Stubby Ball Hex Wrench Set

Stubby length for access to tight quarters

- Includes: 0.05, 1/16, 5/64, 3/32, 7/64, 1/8, 9/64, 5/32, 3/16, 7/32, 1/4, 5/16 and 3/8" sizes
- Includes plastic index

AWBXL13 13 pc L-Shaped SAE Extra Long Ball Hex Wrench Set

- Includes: 0.05, 1/16, 5/64, 3/32, 7/64, 1/8, 9/64, 5/32, 3/16, 7/32, 1/4, 5/16 and 3/8" sizes
- Includes plastic index

BHS13A 13 pc L-Shaped SAE Ball Hex Wrench Set

- Includes: 0.05, 1/16, 5/64, 3/32, 7/64, 1/8, 9/64, 5/32, 3/16, 7/32, 1/4, 5/16, and 3/8" sizes – includes Plastic Index

BHS7A 7 pc L-Shaped SAE Ball Hex Wrench Set

- Includes: 5/64, 3/32, 7/64, 1/8, 9/64, 5/32 and 3/16" sizes
- Includes plastic index

DBHS13 13 pc SAE Double Ball Hex Key Set

- 100° angle bend allows for access to fasteners a 90° stubby key cannot reach
- 100° angle provides a ±10° range of motion, or full 20°, creating clearance to help prevent “knuckle-busting”
- Ball-hex on short-arm has a thicker “neck” than traditional ball-hex designs, providing up to 50% more torque on the long arm
- Long-arm utilizes an XL-pattern to access fasteners in deep recesses, with stand ball-hex tip
- Includes: 0.05, 1/16, 5/64, 3/32, 7/64, 1/8, 9/64, 5/32, 3/16, 7/32, 1/4, 5/16, 3/8" sizes
- Includes plastic index

AWBML9 9 pc L-Shaped Extra Long Metric Ball Hex Wrench Set

- Includes: 1.5, 2, 2.5, 3, 4, 5, 6, 8 and 10 mm sizes
- Includes plastic index

AWMBPH9 9 pc L-Shaped Metric Ball Hex Wrench Set

- Screw holding tip holds fastener to tool for delicate installations
- Includes: 1.5, 2, 2.5, 3, 4, 5, 6, 8 and 10 mm sizes
- Includes plastic index

AWMBS9 9 pc L-Shaped Stubby Metric Ball Hex Wrench Set

- Stubby length for access in tight quarters
- Includes: 1.5, 2, 2.5, 3, 4, 5, 6, 8 and 10 mm sizes
- Includes plastic index

BHM9A 9 pc L-Shaped Metric Ball Hex Wrench Set

- Includes 1.5, 2, 2.5, 3, 4, 5, 6, 8 and 10 mm sizes
- Includes plastic index

DBHM9 9 pc Metric Double Ball Hex Key Set

- 100° angle bend allows for access to fasteners a 90° stubby key cannot reach
- Ball-hex on short-arm has a thicker “neck” than traditional ball-hex designs, providing up to 50% more torque on the long arm
- Includes: 1.5, 2, 2.5, 3, 4, 5, 6, 8 and 10 mm sizes
- Includes plastic index



AWBPH13



AWBS13



AWBXL13



BHS13A



BHS7A



DBHS13



AWBML9



AWMBPH9



AWMBS9



BHM9A



DBHM9



• Read safety precautions on pages W1 to W4

L-SHAPED



AWM110DHK

Hex, mm, zinc

Set Contains:

	Stock No.	mm	A	AWM140DK*	AWM110DK*	AWM110DHK**
Standard Length	AWM2D	2	47.7	•	•	•
	AWM2-1/2D	2.5	52.0	•	•	•
	AWM3D	3	58.6	•	•	•
	AWM4D	4	65.6	•	•	•
	AWM5D	5	75.6	•	•	•
	AWM6D	6	82.2	•	•	•
	AWM7D	7	92.4	•	•	•
	AWM8D	8	99.2	•	•	•
	AWM9D	9	105.1	•	•	•
	AWM10D	10	111.4	•	•	•
	AWM12D	12	139.3	•	•	•
	AWM14D	14	138.8	•		
	AWM17D	17	167.2	•		
	AWM19D	19	193.6	•		
Long	AWML1.5D	1.5	77.7			
	AWML2D	2	83.0			
	AWML2.5D	2.5	89.8			
	AWML3D	3	100.0			
	AWML4D	4	107.0			
	AWML5D	5	118.5			
	AWML6D	6	141.0			
	AWML8D	8	161.5			
	AWML10D	10	172.0			
	AWML12D	12	193.6			

* Set includes storage bag
** Set includes metal index



AW1013DK

Hex, inches, zinc

Set Contains:

	Stock No.	Hex	A	AW1020DK*	AW1015DK*	AW1013DK*	AW1015DHK**
	AW028D	0.028	1-1/4	•	•	•	•
	AW035D	0.035	1-5/16	•	•	•	•
	AW050D	0.050	1-3/4	•	•	•	•
	AW2D	1/16	1-3/4	•	•	•	•
	AW2-1/2D	5/64	1-7/8	•	•	•	•
	AW3D	3/32	2	•	•	•	•
	AW3-1/2D	7/64	2-1/8	•	•	•	•
	AW4D	1/8	2-1/4	•	•	•	•
	AW4-1/2D	9/64	2-3/8	•	•	•	•
	AW5D	5/32	2-1/2	•	•	•	•
	AW6D	3/16	2-3/4	•	•	•	•
	AW7D	7/32	3	•	•	•	•
	AW8D	1/4	3-1/4	•	•	•	•
	AW10D	5/16	3-3/4	•	•	•	•
	AW12D	3/8	4-1/4	•	•	•	•
	AW14D	7/16	4-3/4	•			
	AW16D	1/2	5-1/4	•			
	AW18D	9/16	5-3/4	•			
	AW20D	5/8	6-1/4	•			
	AW24D	3/4	7-1/4	•			

* Set includes storage bag
** Set includes metal index



AWL1010DHK

Hex/Long, inches, zinc

Set Contains:

	Stock No.	Hex	A	AWL1010DK*	AWL1010DHK**
	AWL3D	3/32	3-1/8	•	•
	AWL3-1/2D	7/64	3-1/2	•	•
	AWL4D	1/8	3-3/4	•	•
	AWL4-1/2D	9/64	4	•	•
	AWL5D	5/32	4-1/8	•	•
	AWL6D	3/16	4-1/2	•	•
	AWL7D	7/32	4-7/8	•	•
	AWL8D	1/4	5-1/4	•	•
	AWL10D	5/16	6	•	•
	AWL12D	3/8	6-3/4	•	•
	AWL14D	7/16	7-1/2		
	AWL16D	1/2	8-1/4		
	AWL18D	9/16	9		
	AWL20D	5/8	9-3/4		

* Set includes storage bag
** Set includes metal index




MS1015KA

Multi-Spline, industrial

Set Contains:

	Stock No.	A	B	MS1015KA*
	MS2A	4	.033	•
	MS3A	4	.048	•
	MS4A	6	.060	•
	MS5A	4	.069	•
	MS6A	4	.076	•
	MS7A	6	.072	•
	MS8A	6	.096	•
	MS10A	6	.110	•
	MS16A	6	.144	•
	MS20A	6	.183	•
	MS24A	6	.216	•
	MS28A	6	.251	•
	MS32A	6	.291	•
	MS40A	6	.372	•
	MS48A	6	.454	•

* Set includes storage bag



AWMXL10

Hex, Extra Long, mm

Set Contains: AWMXL10

Stock No.	mm	A	B	
AWMXL10-1.5	1.5	91.5	15	•
AWMXL10-2	2	102	17.5	•
AWMXL10-2.5	2.5	114.5	20	•
AWMXL10-3	3	129	22	•
AWMXL10-4	4	146	26	•
AWMXL10-5	5	165	32	•
AWMXL10-6	6	132	32.5	•
AWMXL10-7	7	160	37	•
AWMXL10-8	8	203	43	•
AWMXL10-10	10	223	49	•

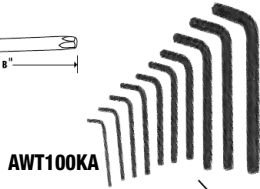
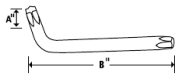


AWXL13

Hex, Extra Long, SAE

Set Contains: AWXL13

Stock No.	Hex	A	B	
AWXL13-050	0.05	3.1	0.58	•
AWXL13-1/16	1/16	3.4	0.63	•
AWXL13-5/64	5/64	3.7	0.69	•
AWXL13-3/32	3/32	4	0.74	•
AWXL13-7/64	7/64	4.25	0.81	•
AWXL13-1/8	1/8	4.6	0.88	•
AWXL13-9/64	9/64	4.95	0.94	•
AWXL13-5/32	5/32	5.3	1	•
AWXL13-3/16	3/16	5.4	1.1	•
AWXL13-7/32	7/32	5.85	1.3	•
AWXL13-1/4	1/4	6.7	1.4	•
AWXL13-5/16	5/16	7.4	1.6	•
AWXL13-3/8	3/8	8.2	1.8	•



AWT100KA

TORX®

Set Contains: AWT100KA

Stock No.	#	A	B	
AWT8A	T8	.137	1-7/8	
AWT9A	T9	.148	1-7/8	
AWT10A	T10	.162	2	•
AWT15A	T15	.194	2-1/8	•
AWT20A	T20	.228	2-1/4	•
AWT25A	T25	.262	2-3/8	•
AWT27A	T27	.295	2-1/2	•
AWT30A	T30	.218	2-3/4	•
AWT40A	T40	.262	3	•
AWT45A	T45	.430	3-5/8	•
AWT50A	T50	.348	3-3/4	•
AWT55A	T55	.442	4-1/4	•




AWTXL8

TORX®, Extra Long

Set Contains: AWTXL8

Stock No.	Hex Diameter Size (TORX®)	A	B	
AWTXL8-T9	T9	4	0.74	•
AWTXL8-T10	T10	4.25	0.81	•
AWTXL8-T15	T15	4.6	0.88	•
AWTXL8-T20	T20	4.95	0.94	•
AWTXL8-T25	T25	5.61	1.03	•
AWTXL8-T27	T27	6.02	1.18	•
AWTXL8-T30	T30	6.496	1.26	•
AWTXL8-T40	T40	7	1.46	•



DBT7

Double Ball TORX® Key

Set Contains: DBT7

Stock No.	#		
DBT10	T10	•	
DBT15	T15	•	
DBT20	T20	•	
DBT25	T25	•	
DBT27	T27	•	
DBT30	T30	•	
DBT40	T40	•	

Hex, Gold Finish, mm



AWMG9

Set Contains: AWMG9

Stock No.	mm	
AWMG9-1	1.5	•
AWMG9-2	2	•
AWMG9-3	2.5	•
AWMG9-4	3	•
AWMG9-5	4	•
AWMG9-6	5	•
AWMG9-7	6	•
AWMG9-8	8	•
AWMG9-9	10	•

Hex, Natural Finish, SAE



AWS13

Set Contains: AWS13

Stock No.	Hex	
AWS13-1	1/20	•
AWS13-2	1/16	•
AWS13-3	5/64	•
AWS13-4	3/32	•
AWS13-5	7/64	•
AWS13-6	1/8	•
AWS13-7	9/64	•
AWS13-8	5/32	•
AWS13-9	3/16	•
AWS13-10	7/32	•
AWS13-11	1/4	•
AWS13-12	5/16	•
AWS13-13	3/8	•

TORX®, Screw-Holding Tip



AWTPH8

Set Contains: AWTPH8

Stock No.	#	
AWTPHT9	T9	•
AWTPHT10	T10	•
AWTPHT15	T15	•
AWTPHT20	T20	•
AWTPHT25	T25	•
AWTPHT27	T27	•
AWTPHT30	T30	•
AWTPHT40	T40	•

TORX®/Tamper Resistant



AWTR8

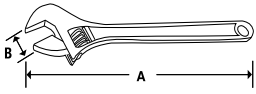
Set Contains: AWTR8

Stock No.	#	
AWTR8-1	T9	•
AWTR8-2	T10	•
AWTR8-3	T15	•
AWTR8-4	T20	•
AWTR8-5	T25	•
AWTR8-6	T27	•
AWTR8-7	T30	•
AWTR8-8	T40	•



• Read safety precautions on pages W1 to W4

ADJUSTABLE



FADH704B

FLANK DRIVE® Plus Adjustable/Cushion Handle

- Flank Drive® Plus provides up to 62% more turning power allowing more torque to handle and reducing fastener wear
- Durable finish provides corrosion resistance
- High Strength alloy steel provides greater wrench strength and longer tool life

Stock No.	A inches (mm)	B inches (mm)	Set Contains:	
FADH6B	6 (152)	3/4 (19)		•
FADH8B	8 (203)	15/16 (24)	•	•
FADH10B	10 (254)	1-1/8 (29)		•
FADH12B	12 (304)	1-5/16 (33)	•	•

ASME® Standard

Set includes storage tray

Adjustable

- Opposing fractional and metric quick sizing scales are provided for convenience
- High strength alloy steel machined to exacting specs and precision heat treated for strength and durability
- Nickel-chrome finish helps protect against corrosion and speeds clean up



AD704B

Stock No.	A inches (mm)	B inches (mm)	Set Contains:	
AD10B	10 (255)	1-3/16 (30)		•
AD12B	12 (305)	1-11/32 (34)	•	•
AD6B	6 (155)	25/32 (20)		•
AD8B	8 (205)	1-1/16 (27)	•	•

ASME® B107.100

Set includes storage tray

Wide Mouth Adjustable/Cushion Handle

- Opens larger than standard adjustable wrench
- Longer jaws and slimline design for greater reach
- Metric and fractional scales for quick observation
- Adjustable moving jaw will not fall out, even when at max opening
- Elastomer handle is soft, insulates against cold and provides a nonslip surface
- ADHW6A opens as wide as an 8" adjustable wrench: ADHW8A opens as wide as a 10" adjustable wrench

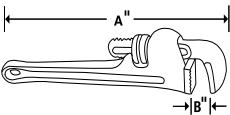


ADHW8A

Stock No.	A	B
ADHW6A	6 (152)	1-1/4 (32)
ADHW8A	8 (203)	1-1/2 (38)

ASME® B107.100

Pipe Wrenches



PW10C

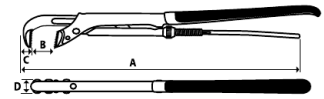


PWA10A

Stock No. Coated Handle	Stock No. Aluminum Handle	A	B
PW6C		6	3/4
PW8C		8	1
PW10C	PWA10A	10	1-1/2
PW12C		12	2
PW14C	PWA14A	14	2
PW18C	PWA18A	18	2-1/2
PW24C	PWA24A	24	3
PW36C	PWA36A	36	5

Pliers Wrenches

- Inwardly angled teeth (fine teeth at back of jaw, coarse teeth at front of jaw) for a stronger grip
- Quick adjustment of grip width
- Built-in guard against unthreading
- Soft, warm to the touch, high friction handle surfaces with a strong, stable core

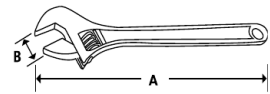


Stock No.	A	B	C	D	Weight, lb
PWZ0	8-3/16	1-1/2	5/16	9/16	1
PWZ1	12-5/8	1-3/4	1/2	3/4	1-5/8
PWZ2	17	2-1/2	5/8	13/16	2-1/2
PWZ3	21-1/2	3-1/2	3/4	1	6-3/8
PWZ4	28-5/8	4-5/8	1-1/2	1-5/16	12
PWZ5	41-3/4	6-5/16	1-1/2	1-3/8	17

ADJUSTABLE Blue-Point®

Standard, industrial (Blue-Point®)

- Inch and metric scales on fixed jaw indicate wrench opening
- Fixed jaw and handle forged in one piece to ensure maximum strength
- Wrench is balanced to minimize wrist stress
- Hole at handle end for tether or hanging



Set Contains:
 BLPADJ703
 BLPADJ404

Stock No.	A inches (mm)	B inches (mm)		
GAJ4A	4 (108)	1/2 (13)		
GAJ6A	6 (160)	1 (25.4)		•
GAJ8A	8 (210)	1-1/8 (29)		•
GAJ10A	10 (260)	1-9/32 (33)		•
GAJ12A	12 (310)	1-1/2 (38)		•
GAJ15A	15 (385)	1-19/32 (43)	•	
GAJ18A	18 (450)	2-1/16 (52)	•	
GAJ24A	24 (610)	2-7/16 (62)	•	
GAJS30	30 (778)	3-11/32 (85)		
GAJS30A	30 (778)	3-11/32 (85)		



ASME® B107.10

*Set includes storage tray

**Side adjusting nut style provides smoother operation, allows greater jaw opening and offers minimum jaw play

BLPADJ404

Soft Grip, industrial (Blue-Point®)

Set Contains:
 BLPADJ404SG

Stock No.	A inches (mm)	B inches (mm)		
GAJ6SG	6 (160)	1 (25.4)		•
GAJ8SG	8 (210)	1-1/8 (29)		•
GAJ10SG	10 (260)	1-9/32 (32.8)		•
GAJ12SG	12 (310)	1-1/2 (38)		•

Set includes storage tray



BLPADJ404SG

Aluminum (for AN Fittings)

- Securely tighten expensive AN fittings to reduce risk of damage in aircraft, marine and industrial applications as well as for race and show cars
- Machined from aluminum billet to exacting tolerances and made from quality heat treated aluminum

Stock No.	Color	Overall Length, inches (mm)	Maximum Opening
ANADJ8A	Red	8 (203)	AN #10 (1")



ANADJ8A



- Do not use "cheater bars" on handles
- Plastic handle does not protect against electric shock
- Read safety precautions on pages W1 to W4

SPECIAL APPLICATION



N6893B

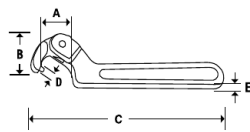
Valve Persuaders

N6893B 1-1/4" Valve Persuader Wrench

- Persuader end provides extra leverage on valve wheels
- Hooks around valve stems and protrudes through spokes
- 15" long
- Opening is 1-1/4"



304APSK



Adjustable Pin Spanners

- Removes rings, collars and lock nuts
- Make sure jaw hook is properly aligned when in use

Set Contains:

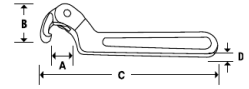
304APSK

Stock No.	A	B	C	D	E	
APS351B	3/4-2	1/8	6-3/8	1/8	11/32	•
APS357B	1-1/4-3	3/16	8-1/8	3/16	11/32	•
APS363B	2-4-3/4	1/4	11-3/8	1/4	15/32	•
APS366B	4-1/2-6-1/4	1/4	12-1/8	3/8	15/32	•

Set shown includes kit bag



304AHSK



Adjustable Hook Spanners

- Services collars, rings and bearings
- Single jaw and roll pin construction with industrial finish
- Make sure jaw hook is properly positioned when in use

Set Contains:

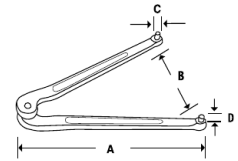
304AHSK

Stock No.	A	B	C	D	
AHS300B	3/4-2	1/8	6-3/8	11/32	•
AHS301B	1-1/4-3	5/32	8-1/8	13/32	•
AHS304B	2-4-3/4	3/16	11-3/8	15/32	•
AHS307B	4-1/2-6-1/2	1/4	12-1/8	15/32	•

Set shown includes kit bag



AFS482B



Adjustable Face Pin Spanners

For servicing seal and packing nuts on hydraulic cylinders.

Stock No.	A	B	C	D
AFS482B	6-3/8	2	3/16	5/32
AFS483B	8-1/4	3	1/4	3/16
AFS484B	10-3/8	4	5/16	1/4

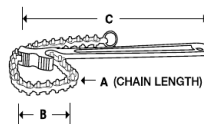
SPECIAL APPLICATION Blue-Point®



CW12A



VGP18110



BLPSTWRKT

Chain Wrenches (Blue-Point®)

Stock No.	A	B	C	Replacement Chain
CW12A	16	4	12	CW12A-1
CW15A	19	5	15	CW15A-1
CW24A	23	6	24	CW24A-1

VGP18110 Locking Chain Wrench (Blue-Point®)

- Wraps around and holds irregular shaped objects like oil filters and mufflers
- Chain capacity: up to 6-9/32" (160 mm)
- Handle length: 9-27/32" (250 mm)

VGP181101 Replacement Chain

- Replacement chain for VGP18110

Strap Wrenches (Blue-Point®)

BLPSTWR4 4" Strap Wrench (Blue-Point®)

- Adjusts to fit any circumference or irregular shape
- Will not scratch or damage surfaces
- Cushioned grip for maximum comfort
- Heavy duty construction for longer life
- 4" max diameter

BLPSTWR6 6" Strap Wrench (Blue-Point®)

- Adjusts to fit any circumference or irregular shape
- Will not scratch or damage surfaces
- Cushioned grip for maximum comfort
- Heavy duty construction for longer life
- 6" max diameter

BLPSTWRKT 2 pc Strap Wrench Set (4-6") (Blue-Point®)

- BLPSTWR4 and BLPSTWR6 (2 pc)

As vehicle makers continue to reduce weight through high-strength alloys, aluminum, engineered composites and other materials, accurate torque is more critical than ever. With +/- 2% accuracy, our torque and angle applications provide the precision tolerances these materials demand.

A WIDE RANGE OF TOOLS PROVIDING PRECISE MEASUREMENTS.

With features like progressive LEDs, large backlit LCD panels, multiple measurement and alert modes, and much more, our TechAngle® electronic torque wrenches offer the most advanced, most versatile performance available. For simpler needs, our mechanical torque wrenches are highly accurate, compact and reliable no matter what the drive size, length, head articulation or measurement scale. Our TQ Series split-beam wrenches provide unbeatable comfort, durability and quick, easy-to-set torque adjustment. Plus, all of our torque wrenches feature Dual 80° Technology for a smaller ratcheting arc and maximum turning power.



TORQUE WRENCHES

TECHANGLE® TORQUE WRENCHES



ATECH1FS240



ATECH2F100RB

TechAngle® Models (2% Accuracy)

- **DUAL PROGRESSIVE LEDs** allow user to see active torque at various work positions; enables user to anticipate torque target for more accurate torque application.
- **LARGE LCD SCREEN** with bright backlight; numbers become larger and bolder during active torque for optimal viewing.
- **FOUR ALERT MODES** (LCD, LED, Audible, Vibratory) provide excellent feedback in all working conditions.
- **SIX MEASUREMENT MODES** (ft-lb, in-lb, Nm, dNm, kg-cm, and angle) at the touch of a button.
- **TEN PRESETS** allow programming of common torque applications which saves time.
- **ADVANCED FEATURES** include cycle counter, customizable sleep timer, language selection, auto torque calculation for torque adaptors, calibration alerts, battery level indication, and numerous alert mode customizations. These features allow you to customize the torque wrench to your work preferences.
- **TORQUE THEN ANGLE MODE** allows the user to torque fasteners and then switch to angle mode without removing the torque wrench from a fastener.
- **LOW PROFILE BUTTONS** protect against accidental activation.
- **HIGHLY ACCURATE** torque measurement; 2% CW and 3% CCW
- **POWER INTERRUPTION TECHNOLOGY** prevents loss of continuity if dropped; prevents loss of work during head bolt pattern applications.
- **COMFORTABLE HANDLE WITH FLARED END** provides a secure, non-slip grip during high-leverage applications.
- **PROTECTED BATTERY CAP** design with solid brass contacts prevents accidental loosening and ensures continuity.
- **TWO YEAR WARRANTY** standard on ATECH and CTECH models.
- **STORAGE CASE** included.

ATECH3FR300B 1/2" drive torque wrench with extra length to assist with high leverage applications, new yoke design for strength, Power Interruption Technology prevents intermittent power loss if dropped or impacted and a wide working range (15–300 ft-lb)

Specification Name	ATECH1FR240B	ATECH1FS240	ATECH2F100GB	ATECH2F100OB	ATECH2F100RB	ATECH2FR100B
Square Drive, inches	1/4	1/4	3/8	3/8	3/8	3/8
Color	Black Housing/ Chrome Body	Chrome	Green Housing/ Chrome Body	Orange Housing/ Chrome Body	Red Housing/ Chrome Body	Black Housing/ Chrome Body
Head Type	Sealed Flex Head	Sealed Flex Head	Sealed Flex Head	Sealed Flex Head	Sealed Flex Head	Sealed Flex Head
Gear Teeth	72	72	80	80	80	80
Gear Action	5°	5°	4.5°	4.5°	4.5°	4.5°
Range, in-lb	12–240	12–240	60–1,200	60–1,200	60–1,200	60–1,200
Range, ft-lb	1–20	1–20	5–100	5–100	5–100	5–100
Range, N•m	1.36–27.12	1.36–27.12	6.8–135.0	6.8–135.0	6.8–135.0	6.8–135.0
Head Depth, inches	7/16	7/16	9/16	9/16	9/16	9/16
Head Width, inches	7/8	7/8	1-1/4	1-1/4	1-1/4	1-1/4
Weight (without batteries), lb (kg)	1.9 (8.6)	.93 (0.42)	2.3 (1.04)	2.3 (1.04)	2.3 (1.04)	2.3 (1.04)
Battery, Type (qty)	AA Alkaline (3)	Lithium Metal (1)	AA Alkaline (3)	AA Alkaline (3)	AA Alkaline (3)	AA Alkaline (3)
Length, inches	16.4	11.6	17.9	17.9	17.9	17.9
Ratchet Service Kit	RKRT72A	RKRT72A	RKRF80	RKRF80	RKRF80	RKRF80
Flex Joint Repair Kit	RKRT841JT	–	RKRQD2JT	RKRQD2JT	RKRQD2JT	RKRQD2JT
Storage Case	PBATECH100B	PBATECH240M	PBATECH100B	PBATECH100B	PBATECH100B	PBATECH100B

*Includes protective boot
(US #9156148, #9395257, #9242356, #D702519)

All Snap-on® torque wrenches, drivers and testers are provided with a Certificate of Calibration (unless otherwise indicated). All wrenches and drivers are calibrated per ASME® and ISO® standards for accuracy, from 20–100% of full scale, using NIST® traceable equipment. Angle accuracy ±1% of reading ±1% at angular velocity > 10°/sec; angle range 0–360°. Operating/storage temperature 0–130 °F. Humidity: up to 90% non-condensing. CE approved.

TECHANGLE® TORQUE WRENCHES

TORQUE



ATECH2FS100	ATECH2CS240	ATECH3F250GB	ATECH3F2500B	ATECH3F250RB	ATECH3FR250B	ATECH3FR300B	ATECH3FS250	ATECH4RS600
3/8	3/8	1/2	1/2	1/2	1/2	1/2	1/2	3/4
Chrome	Chrome	Green Housing/ Chrome Body	Orange Housing/ Chrome Body	Red Housing/ Chrome Body	Black Housing/ Chrome Body	Black Housing/ Chrome Body	Chrome	Chrome
Sealed Flex Head	Sealed Flex Head	Sealed Flex Head	Sealed Flex Head	Sealed Flex Head	Sealed Flex Head	Sealed Flex Head	Sealed Flex Head	Sealed Fixed Head
80	72	80	80	80	80	80	80	32
4.5°	5°	4.5°	4.5°	4.5°	4.5°	4.5°	4.5°	11°
60–1,200	12–240	150–3,000	150–3,000	150–3,000	150–3,000	1,480–3,600	150–3,000	360–7,200
5–100	1–20	12.5–250	12.5–250	12.5–250	12.5–250	15–300	12.5–250	30–600
6.8–135.0	1.36–27.12	16.9–339	16.9–339	16.9–339	16.9–339	20.3–406.7	16.9–339	40.7–813.5
9/16	7/16	3/4	3/4	3/4	3/4	3/4	3/4	1-1/4
1-1/4	7/8	1-5/8	1-5/8	1-5/8	1-5/8	1-5/8	1-5/8	2-1/2
2.85 (1.29)	.93 (0.42)	3.75 (1.68)	3.75 (1.68)	3.75 (1.68)	3.75 (1.68)	3.95 (1.79)	4.35 (1.97)	10.95 (4.96)
AA Alkaline (3)	Lithium Metal (1)	AA Alkaline (3)	AA Alkaline (3)	AA Alkaline (3)	AA Alkaline (3)	AA Alkaline (3)	AA Alkaline (3)	AA Alkaline (3)
15.4	11.6	26.6	26.6	26.6	26.6	30	26.7	48-11/16
RKRF80	RKRFC72	RKRS80A	RKRS80A	RKRS80A	RKRS80A	RKRS80A	RKRS80A	RKRQC4
RKRQD2JT	–	RKRSX936JT	RKRSX936JT	RKRSX936JT	RKRSX936JT	–	RKRSX936JT	–
PBATECH100B	PBATECH240M	PBATECH250B	PBATECH250B	PBATECH250B	PBATECH250B	PBATECH300B	PBATECH250B	PBATECH4

All Snap-on® torque wrenches, drivers and testers are provided with a Certificate of Calibration (unless otherwise indicated). All wrenches and drivers are calibrated per ASME® and ISO® standards for accuracy, from 20–100% of full scale, using NIST® traceable equipment. Angle accuracy ±1% of reading ±1% at angular velocity > 10°/sec; angle range 0–360°. Operating/storage temperature 0–130 °F. Humidity: up to 90% non-condensing. CE approved.



- Do not exceed rated torque
- Do not use to break fasteners loose
- Periodic recalibration is necessary to maintain accuracy
- Read safety precautions on pages W1 to W4

CONTROLTECH™ INDUSTRIAL TORQUE WRENCHES



Standard Models/2% Accuracy/Ratcheting Head Features

- Torque and Angle combo modes provide the most accurate and fastest way to achieve torque plus angle in a single motion (patent pending)
- Built-in calibration factor for different head lengths (patent pending)
- Dual side LED indicator lights with configurable settings
- Large LCD screen with backlight
- Four indicator modes: LCD, LED, audible, vibratory
- Presets with lockout ability
- Sequence programming and job mode
- USB downloadable data
- Industry-leading two year warranty
- Includes storage case
- Complies with ISO®-6789-2003 and ASME® B107.300 (B107.28) Standards for Electronic Torque Instruments
- CTECH wrenches are manufactured with an all-steel body for strength
- CTECHL wrenches are manufactured from rugged black anodized 6061-T aerospace aluminum from durability and reduced weight

Specifications

- Torque Accuracy: ±2%CW, ±3?W
- Angle Accuracy: ±1% of Reading, ±1° @ Angular Velocity >10°/Sec < 180°/Sec
- Angle Range: 0–360°
- Storage Capacity: 1,500 Readings
- Number of Presets: 50
- Operating Temperature: 0–130 °F (-18–54 °C)
- Storage Temperature: 0–130 °F (-18–54 °C)



Standard Models/2% Accuracy/Interchangeable Head

- Snap-on® ControlTech® Industrial Electronic Torque Wrenches are fully programmable for reliable and consistent torque application
- The Torque plus Angle combo modes allow you to simultaneously complete precise “torque plus turn” specifications in a single motion
- In addition to the LED indicator lights, an audible beep and handle vibration alert you when target torque is achieved
- The rugged all-steel construction is designed to stand-up to even the toughest work conditions

Stock No.	Head Type	Square Drive, inches	Gear Teeth	Gear Action	Torque Range, in-lb	Torque Range, ft-lb	Torque Range, N•m	Shank Diameter, inches	Weight, lb (kg)	Length, inches (mm)
CTECH1FR240A*	Sealed Flex Head	1/4	72	5°	12–240	1.0–20.0	1.4–27.2	—	2.0 (.9)	14.1 (358)
CTECH1R240A*	Fixed Head	1/4	72	5°	12–240	1.0–20.0	1.4–27.2	—	2.0 (.9)	14.1 (358)
CTECH2FR100A**	Sealed Flex Head	3/8	80	4.5°	60–1,200	5.0–100.0	6.8–135.6	—	2.7 (1.2)	17.2 (437)
CTECH3FR250A***	Sealed Flex Head	1/2	80	4.5°	150–3,000	12.5–250	16.9–339	—	4.5 (2.10)	26.7 (678)
CTECH4R600A†	Sealed Fixed Head	3/4	32	11°	360–7,200	30–600	40.7–813.5	—	10.5 (4.8)	48.6 (1,234)
CTECH1J240A	Interchangeable	—	—	—	12–240	1.0–20.0	1.4–27.2	J (0.425")	1.8 (0.8)	12.5 (318)
CTECH2Y100A	Interchangeable	—	—	—	60–1,200	5–100	6.8–135.6	Y (0.560")	2.7 (1.2)	17.2 (437)
CTECH3X250A	Interchangeable	—	—	—	150–3,000	12.5–250	16.9–339	X (0.735")	3.6 (1.6)	24.1 (612)
CTECH4Z600A	Interchangeable	—	—	—	30–600	360–7,200	40.7–813.5	Z (0.990")	7.6 (3.5)	44.8 (1,138)
CTECHL1J240A	Interchangeable	—	—	—	12–240	1.0–20.0	1.4–27.2	J (0.425")	1.0 (0.45)	12.5 (316)
CTECHL1R240A	Sealed Fixed Head	1/4	72	5°	12–240	1.0–20.0	1.4–27.2	—	1.2 (0.54)	14.1 (358)
CTECHL1240A	Fixed Head	1/4	—	—	12–240	1.0–20.0	1.4–27.2	—	1.1 (0.49)	12.4 (315)
CTECHAN135A	IZO/ISO (INTERCHANGEABLE)	—	—	—	60–1,195	5.0–99.6	6.8–135.0	—	—	—
CTECHAN30A	IZO/ISO (INTERCHANGEABLE)	—	—	—	1.11–22.13	13.3–365.5	1.50–30.00	—	—	—
CTECHBN340A	IZO/ISO (INTERCHANGEABLE)	—	—	—	12.5–250.8	150–3,009	17.0–340.0	—	—	—
CTECH1MR240	Fixed Head	1/4	72	5°	12–240	1–20	1.36–27.12	—	0.93 (0.42)	11.6 (294.64)
CTECH2MR240	Fixed Head	3/8	80	4.5°	12–240	1–20	1.36–27.12	—	0.93 (0.42)	11.6 (294.64)

*Uses Ratchet Service Kit RKRT72A Includes three AAA Lithium batteries.
 ***Uses Ratchet Service Kit RKRS80A. Includes three AA Lithium batteries.
 CTAL Torque Wrenches include three AAA Lithium batteries.

**Uses Ratchet Service Kit RKR80. Includes three AA Lithium batteries.
 †Uses Ratchet Service Kit RKRQC4. Includes three AA Lithium batteries.



TECH2R100



TECH4R600

Standard Models/2% Accuracy/Fixed Head

- Manual preset and automatic track and peak hold modes
- Torque units conversion: N•m, ft-lb, in-lb
- Audible (tone) and tactile (vibrating handle) preset alerts
- Stand on handle bottom keeps tool from rolling off flat surface
- Sealed flex head ratchets move $\pm 15^\circ$
- Dual 80[®] technology on all 72 and 80 tooth ratchet heads
- Three “AA” alkaline cells
- Low battery indicator and auto shut off (after two minutes idle)
- ISO-6789-2003 and ASME[®] B107.300 standards compliant
- Certificate of N.I.S.T. traceability for 20–100% of full scale
- Includes storage case

Specifications	TECH1R240	TECH2R100	TECH3R250	TECH4R600
Square Drive, inches	1/4	3/8	1/2	3/4
Head Type	Sealed Fixed Ratchet	Sealed Fixed Ratchet	Sealed Fixed Ratchet	Sealed Fixed Ratchet
Gear Teeth	72	80	80	32
Gear Action	5°	4.5°	4.5°	11°
Range, in-lb	24–240	60–1,200	300–3,000	720–7,200
Range, ft-lb	2–20	5–100	25–250	60–600
Range, N•m	—	6.7–135	34–339	81–813
Head Depth, inches	7/16	5/8	3/4	1-1/4
Head Width, inches	7/8	1-5/32	1-5/8	2-1/2
Housing Color	Red	Red	Red	Red
Length, inches	15-1/4	17-1/4	26-1/4	48
Operating Temperature	40–110 °F (5–42 °C)	40–110 °F (5–42 °C)	40–110 °F (5–42 °C)	40–110 °F (5–42 °C)
Storage Temperature	0–122 °F (-20–50 °C)	0–122 °F (-20–50 °C)	0–122 °F (-20–50 °C)	0–122 °F (-20–50 °C)
Ratchet Service Kit	RKRT72A	RKRF80	RKRS80A	RKRQC4

* C E



TECH3FR250



TECH2Y100

Standard Models/2% Accuracy/Flex Head

Techwrench[®] (standard models)

- Torque accuracy ratchet head models: 2% CW, 3% CCW from 20–100% F.S. 4% CW, 6% CCW from 10–19% F.S. 8% CW, 10% CCW from 5–9% F.S. (TECH2 only)
- Torque accuracy interchangeable head models: 4% CW, 6% CCW from 20–100% F.S. 8% CW, 12% CCW from 10–19% F.S. 16% CW, 20% CCW from 5–9% F.S. (TECH Y only)



TECH4Z600

Standard Models/4% Accuracy/Interchangeable Head

Specifications	TECH1FR240	TECH2FR100	TECH3FR250
Square Drive, inches	1/4	3/8	1/2
Head Type	Sealed Flex Head	Sealed Flex Head	Sealed Flex Head
Gear Teeth	72	80	80
Gear Action	5°	4.5°	4.5°
Range, in-lb	24–240	60–1,200	300–3,000
Range, ft-lb	2–20	5–100	25–250
Range, N•m	2.7–27.1	6.7–135	34–339
Head Depth, inches	7/16	5/8	3/4
Head Width, inches	7/8	1-5/32	1-5/8
Housing Color	Red	Red	Red
Length, inches	15-1/4	17-1/4	26-1/4
Ratchet Service Kit	RKRT72A	RKRF80	RKRS80A

Specifications	TECH1J240	TECH2Y100	TECH3X250	TECH4Z600
Range, in-lb	24–240	60–1,200	300–3,000	720–7,200
Range, ft-lb	2–20	5–100	25–250	60–600
Range, N•m	27.1–27.12	6.7–135	34–339	81–813
Shank Dia.	J (0.425")	Y (0.560")	X (0.735")	Z (0.990")
Housing Color	Red	Red	Red	Red
Length, inches	13-3/4	15-1/2	23-3/4	42

Wrench length specification does not include the length of interchangeable heads. The certification of accuracy provided per ASME[®] and ISO[®] standards is 20% to 100% of full scale.

* C E



- Do not exceed rated torque
- Do not use to break fasteners loose
- Periodic recalibration is necessary to maintain accuracy
- Read safety precautions on pages W1 to W4

ADJUSTABLE CLICK-TYPE

The QD Series of click-type Torque Instruments feature an innovative design that provides consistently accurate readings and rugged, troublefree performance.



GQT1F200NP



QD2R200



QD3R2500A

FEATURES:

- **CERTIFICATE OF CALIBRATION.** A Certificate of Calibration is packed with every QD Series Torque Instrument. Actual certification readings and individual instrument serial number are included. Each torque instrument, as calibrated at the factory, is certified to meet the accuracy specified in ANSI® B107.300-2010 (B107.14) and was calibrated on a torque standard traceable to the National Institute of Standards Technology (NIST®)
- **ACCURACY.** All QD Series Torque Instruments are accurate to $\pm 4\%$ clockwise and $\pm 6\%$ counterclockwise from 20% of full scale to full scale
- **LONG LIFE RATCHET HEAD.** QD Series Torque Instruments feature the Snap-on® High Strength Sealed Ratchet Head. Sealed ratchet heads keep out dirt and moisture while being virtually maintenance free. US Patent #4,934,220 applies to all QD Series Ratchet Head Models. US Patent #6,125,722 applies to 1/4", 3/8" and 1/2" drive Ratchet Head Models only
- **MINIMAL FRICTION "HOUR GLASS" CAM.** Retains and releases lubricant where needed to reduce friction
- **POSITIVE STOP.** Instrument can not be accidentally disassembled if wound down past scale
- **KNURLED HANDLE** for a secure non-slip grip
- **ONE YEAR WARRANTY**
- **STORAGE CASE** included with each instrument
- All QD models with "A" suffix have roll-marked scales for better permanence and visibility. Easier reading with varying light sources

US Torque Instruments (in-lb)/ $\pm 4\%$ Accuracy

Square Drive, inches	Stock No.	Head Style	Gear Teeth	Swing Arc	Range, minimum	Range, maximum	Increments	Length, inches	Head Width, inches	Head Depth, inches	Storage Case	Ratchet Service Kit
1/4	QD150	Fixed	—	—	10 in-lb	50 in-lb	.5 in-lb	9-3/4	5/8	13/16	PBQD1	—
1/4	QD1R50	Fixed Ratchet	36	10°	10 in-lb	50 in-lb	.5 in-lb	9-7/8	7/8	7/16	PBQD1	RKRT936
1/4	QD1200	Fixed	—	—	40 in-lb	200 in-lb	1 in-lb	10-15/16	5/8	13/16	PBQD1	—
1/4	QD1R200	Fixed Ratchet	36	10°	40 in-lb	200 in-lb	1 in-lb	11-1/16	7/8	7/16	PBQD1	RKRT936
3/8	QD2R200	Compact Ratchet	—	—	40 in-lb	200 in-lb	1 in-lb	11-1/16	7/8	7/16	PBQD1	RKRFC936
3/8	GQT2R200NP	Fixed Ratchet	32	11°	40 in-lb	200 in-lb	1 in-lb	8.97	.88	.88	WPB7	R21AR-RK
3/8	QD21000A	Fixed	—	—	10 in-lb	1,000 in-lb	5 in-lb	14-9/16	1	1-3/16	PBQD2	—
3/8	GQT2R1000NP	Fixed Ratchet	32	11°	200 in-lb	1,000 in-lb	5 in-lb	14	1.26	1.07	WPB50A	R22AR-RK
1/2	QD3R1600A	Fixed Ratchet	80	4.5°	320 in-lb	1,600 in-lb	10 in-lb	19	1-5/8	3/4	PBQD3	RKRS80A
1/2	QD32500A	Fixed	—	—	500 in-lb	2,500 in-lb	10 in-lb	18-1/8	1	1-1/4	PBQD3	—
1/2	QD3R2500A	Fixed Ratchet	80	4.5°	500 in-lb	2,500 in-lb	10 in-lb	19-1/8	1-5/8	3/4	PBQD3	RKRS80A

US Torque Instruments (ft-lb)

Square Drive, inches	Stock No.	Head Style	Gear Teeth	Swing Arc	Range, minimum	Range, maximum	Increments	Length, inches	Head Width, inches	Head Depth, inches	Storage Case	Ratchet Service Kit
3/8	QD2100A	Fixed	—	—	20 ft-lb	100 ft-lb	.5 ft-lb	14-9/16	1	1-3/16	PBQD2	—
3/8	QD275A	Fixed	—	—	15 ft-lb	75 ft-lb	.5 ft-lb	14-9/16	1	1-3/16	PBQD2	—
3/8	QD2FR75	Flex Ratchet	36	10°	5 ft-lb	75 ft-lb	.5 ft-lb	15-3/4	1-5/32	9/16	PBQD2	RKRF936
3/8	QD2R100A	Fixed Ratchet	80	4.5°	20 ft-lb	100 ft-lb	.5 ft-lb	15-9/16	1-5/32	9/16	PBQD2	RKRF80
1/2	QD3150A	Fixed	—	—	30 ft-lb	150 ft-lb	1 ft-lb	18	1	1-1/4	PBQD3	—
1/2	QD3250A	Fixed	—	—	50 ft-lb	250 ft-lb	1 ft-lb	—	1	1-1/4	PBQD3	—
1/2	QD3R250A	Fixed Ratchet	80	4.5°	50 ft-lb	250 ft-lb	1 ft-lb	24-3/16	1-5/8	3/4	PBQD3	RKRS80A
1/2	GQT3R250NP	Fixed Ratchet	32	11°	50 ft-lb	250 ft-lb	1 ft-lb	23.75	1.74	1.42	WPB5	R33AR-RK
3/4	QD4400A	Fixed	—	—	80 ft-lb	400 ft-lb	2.5 ft-lb	33-3/4	1-1/2	1-1/2	PBQC4	—
3/4	QD4600A	Fixed	—	—	120 ft-lb	600 ft-lb	5 ft-lb	40-3/4	1-1/2	1-1/2	PBQC4	—
3/4	QD4R400A	Fixed Ratchet	32	11°	80 ft-lb	400 ft-lb	2.5 ft-lb	35-3/4	2-1/2	1-1/4	PBQC4	RKRQC4
3/4	QD4R600A	Fixed Ratchet	32	11°	120 ft-lb	600 ft-lb	5 ft-lb	42-3/4	2-1/2	1-1/4	PBQC4	RKRQC4
1	QD5R1000A	Fixed Ratchet	30	12°	200 ft-lb	1,000 ft-lb	5 ft-lb	71	3-1/8	1-1/2	PBQC5	RKRQC5
1	QD5R1500A	Fixed Ratchet	—	—	—	—	—	—	—	—	—	—



BRUTUS3R300

BRUTUS3R300 1/2" Drive Heavy Duty Torque Wrench

- Torque: 60–300 ft-lb
- Expanded range allows extended coverage with 1/2" drive tool servicing a majority of vehicles and large pick-ups
- Gives user additional range in applying torque and angle on high torque applications
- Roll-stamped tube: stamped scale (ft-lb) offers better permanency and visibility in increments of 2 ft-lb
- Features heavy duty components; thicker diameter main tube, cam and internal components for strength and durability
- Overall length is 32-1/2" L, accuracy is $\pm 6\%$ CW and CCW



QD3RM30A

Metric Torque Instruments (kg m, kg cm)

Square Drive, inches	Stock No.	Head Style	Gear Teeth	Swing Arc	Range, min	Range, max	Increments	Length, inches	Head Width, inches	Head Depth, inches	Storage Case	Repair Kit
3/8	QD2RM1000A	Flex Head	80	4.5°	200 kg•cm	1,000 kg•cm	5 kg•cm	15-9/16	1-5/32	9/16	PBQD2	RKRF80
1/2	QD3RM30A	Fixed Ratchet	80	4.5°	6 kg•m	30 kgm	.2 kgm	19	1-5/8	3/4	PBQD3	RKRS80A

"A" suffix models feature roll-marked tubes and 80 tooth gears



QD1RN25A



QD1RN6A



QD2RN25A

Newton Meter Torque Wrenches/ $\pm 4\%$ Accuracy

Square Drive, inches	Stock No.	Head Style	Gear Teeth	Swing Arc	Range, minimum	Range, maximum	Increments	Length, inches	Head Width, inches	Head Depth, inches	Storage Case	Ratchet Service Kit
1/4	QD1RN6A	Fixed Ratchet	36	10°	1 N•m	6 N•m	.05 N•m	9-7/8	7/8	7/16	PBQD1	RKRT936
1/4	QD1RN25A	Fixed Ratchet	36	10°	5 N•m	25 N•m	.1 N•m	11-3/4	7/8	7/16	PBQD1	RKRT936
3/8	QD2RN25A	Compact Ratchet	36	10°	5 N•m	25 N•m	.1 N•m	11-3/4	7/8	7/16	PBQD2	RKRFC936
3/8	QD2RN50A	Fixed Ratchet	80	4.5°	10 N•m	50 N•m	.5 N•m	15-9/16	1-5/32	9/16	PBQD2	RKRF80
3/8	QD2RN100A	Fixed Ratchet	80	4.5°	20 N•m	100 N•m	.5 N•m	15-9/16	1-5/32	9/16	PBQD2	RKRF80
1/2	QD3RN200A	Fixed Ratchet	80	4.5°	40 N•m	200 N•m	2 N•m	19	1-5/8	3/4	PBQD3	RKRS80A
1/2	QD3RN350A	Fixed Ratchet	80	4.5°	70 N•m	350 N•m	2 N•m	24-3/16	1-5/8	3/4	PBQD3	RKRS80A
3/4	QD4RN800A	Fixed Ratchet	32	11°	150 N•m	800 N•m	5 N•m	42-3/4	2-1/2	1-1/4	PBQC4	RKRQC4
1	QD5RN1500A	Fixed Ratchet	30	12°	300 N•m	1,500 N•m	10 N•m	68.4	3-1/8	1-1/2	10-117-6SP	RKRQC5

"A" suffix models feature roll-marked tubes



- Do not exceed rated torque
- Do not use to break fasteners loose
- Periodic recalibration is necessary to maintain accuracy
- Read safety precautions on pages W1 to W4

ADJUSTABLE CLICK-TYPE



US Reading Torque Wrenches with Conversion Scale/±4% Accuracy

Adjustable Click Type Torque Wrench

- Snap-on® Sealed Ratchet Head is virtually maintenancefree; more time working with the tool, less time on tool maintenance
- Thumb Screw Type adjustment is faster than cycling through a micrometer style torque wrench. Guard prevents setting from being changed accidentally. Setting is displayed in window. Conversion table to N•m displayed on handle
- Sealed Neck keeps dust and grit away from the torque mechanism for longer tool life
- “Split Beam” Measuring Element provides accurate, reliable readings and eliminates the heavy coil spring used in conventional click-type wrenches. This yields fewer moving parts, reducing friction and wear
- Cushion Grip Handle provides comfort plus control and resists most automotive fluids
- Designed for measuring torque in a clockwise direction only. Wrench is not reversible
- CE: EU — GB, FR, ES, DE

Square Drive, inches	Stock No.	Color	Head Style	Gear Teeth	Swing Arc	Range, minimum	Range, maximum	Increments	Length, inches	Head Width, inches	Head Depth,* inches	Ratchet Service Kit	Storage Case
3/8	TQFR50C	Red	Flex Head	36	10°	120 in-lb	600 in-lb	10 in-lb	18-5/8	1-5/8	9/16	RKRF936	PB50B
3/8	TQFR100C	Red	Flex Head	36	10°	20 ft-lb	100 ft-lb	2 ft-lb	18-5/8	1-5/8	9/16	RKRF936	PB50B
3/8	TQFR100CG	Green	Flex Head	36	10°	20 ft-lb	100 ft-lb	2 ft-lb	18-5/8	1-5/8	9/16	RKRF936	PB50B
3/8	TQFR100CO	Orange	Flex Head	36	10°	20 ft-lb	100 ft-lb	2 ft-lb	18-5/8	1-5/8	9/16	RKRF936	PB50B
3/8	TQFR100CHV	Hi-Vis	Flex Head	36	10°	20 ft-lb	100 ft-lb	2 ft-lb	18-5/8	1-5/8	9/16	RKRF936	PB50B
1/2	TQFR250E	Red	Flex Head	36	10°	40 ft-lb	250 ft-lb	5 ft-lb	22-3/8	1-5/8	3/4	RKRS936	PBTQ3
1/2	TQFR250EG	Green	Flex Head	36	10°	40 ft-lb	250 ft-lb	5 ft-lb	22-3/8	1-5/8	3/4	RKRS936	PBTQ3
1/2	TQFR250EO	Orange	Flex Head	36	10°	40 ft-lb	250 ft-lb	5 ft-lb	22-3/8	1-5/8	3/4	RKRS936	PBTQ3
1/2	TQFR250EHV	Hi-Vis	Flex Head	36	10°	40 ft-lb	250 ft-lb	5 ft-lb	22-3/8	1-5/8	3/4	RKRS936	PBTQ3
1/2	TQR250E	Red	Fixed Ratchet	36	10°	40 ft-lb	250 ft-lb	5 ft-lb	22-3/8	1-5/8	3/4	RKRS936	PBTQ3
3/4	TQR400E**	Red	Detach Ratchet	32	11°	130 ft-lb	400 ft-lb	10 ft-lb	38-1/8	2-1/2	1-1/4	RKRTQ4	PBTQ4
3/4	TQR600E**	Red	Detach Ratchet	32	11°	200 ft-lb	600 ft-lb	10 ft-lb	48-5/8	2-1/2	1-1/4	RKRTQ4	PBTQ4

All wrenches are non-reversible

*Does not include square drive dimension

**Three-piece construction disassembles for storage/transport.

All Snap-on torque wrenches, drivers and testers are provided with a Certificate of Calibration (unless otherwise indicated).

All wrenches and drivers are calibrated per ASME® and ISO® standards for accuracy, from 20 to 100% of full scale, using NIST® traceable equipment.

Newton Meter Torque Wrenches with Conversion Scale



Square Drive, inches	Stock No.	Head Style	Gear Teeth	Swing Arc	Range, min	Range, max	Increments	Length, inches	Head Depth,* inches	Storage Case	Repair Kit
3/8	TQFRN130B	Flex Head	30	12°	25 N•m	130 N•m	5 N•m	17-5/8	9/16	PB50A	RKQJA2D
3/8	TQFRN68B	Flex Head	30	12°	14 N•m	68 N•m	2 N•m	17-5/8	9/16	PB50A	RKQJA2D
1/2	TQFRN350E	Flex Head	32	11°	70 N•m	350 N•m	5 N•m	22-1/8	3/4	PBR5	RKTQ3

All wrenches are non-reversible. 3/8" drive models in this table are metal handle.

*Does not include square drive dimension.

Metric Torque Wrenches with Conversion Scale



Square Drive, inches	Stock No.	Head Style	Gear Teeth	Swing Arc	Range, min	Range, max	Increments	Length, inches	Head Width, inches	Head Depth,* inches	Repair Kit
1/2	TQFRM34D	Flex Head	32	11°	5.0 kg•m	34 kg•m	1.0 kg•m	22-1/8	1-5/8	3/4	RKTQ3
3/4	TQFRM80C	Detach Ratchet	32	11°	26.0 kg•m	80 kg•m	2.0 kg•m	48	2-3/8	1-1/4	RKRQC4

All wrenches are non-reversible.

*Does not include square drive dimension.



US Reading/Standard 2% Accuracy

- Dial torque wrenches allow the user to easily apply and monitor torque
- Long-lasting performance given minimal component contact
- Steel welded bodies with bright nickel-chrome finish
- Heat treated dial guards protect the dial crystal from damage
- Patented torsion bar machined from aircraft quality alloy steel for long life and precise performance across the entire scale
- Wide selection of models...from 1/4–1-1/2" drives...ranges, scales, and dial configurations...there is a dial wrench to cover nearly every need

Square Drive, inches	Basic Models Stock No.	Follow up Models Stock No.	Signal Models Stock No.	Range	Increments	Length, inches	Width, inches	Head Depth,* inches	Storage Case
1/4	TE1A	TE1FUA	–	15 in-lb	1/4 in-lb	9-29/32	2-11/16	1-1/4	PB9
1/4	TE3A	TE3FUA	–	30 in-lb	1/2 in-lb	9-29/32	2-11/16	1-1/4	PB9
1/4	TE6A	TE6FUA	–	75 in-lb	1 in-lb	9-29/32	2-11/16	1-1/4	PB9
1/4	GTE6A	–	–	75 in-lb	1 in-lb	9-29/32	2-11/16	1-1/4	PB9
3/8	TE12A	TE12FUA	TE12LA	150 in-lb	2-1/2 in-lb	9-29/32	2-11/16	1-1/4	PB9
3/8	TE25A	TE25FUA	TE25LA	300 in-lb	5 in-lb	9-29/32	2-11/16	1-1/4	PB9
3/8	TE50A	TE50FUA	TE50LA	600 in-lb	10 in-lb	12-1/2	2-11/16	1-1/4	PB9
3/8	TE12FA	TE12FFUA	TE12FLA	12 ft-lb	1/2 ft-lb	9-29/32	2-11/16	1-1/4	PB9
3/8	TE25FA	TE25FFUA	TE25FLA	25 ft-lb	1/2 ft-lb	9-29/32	2-11/16	1-1/4	PB9
3/8	TE50FA	TE50FFUA	TE50FLA	50 ft-lb	1 ft-lb	12-1/2	2-11/16	1-1/4	PB9
1/2	TE51	TE51FU	TE51L	600 in-lb	10 in-lb	15	2-11/16	1-5/16	–
1/2	TE51F	TE51FFU	TE51FL	50 ft-lb	1 ft-lb	15	2-11/16	1-5/16	–
1/2	TE100	TE100FU	TE100L	100 ft-lb	1 ft-lb	16	2-3/4	1-3/8	PBR5
1/2	TE175	TE175FU	TE175L	175 ft-lb	2-1/2 ft-lb	18-3/4	2-3/4	1-3/8	PBR5
1/2	GTE175	–	–	175 ft-lb	2-1/2 ft-lb	18-3/4	2-3/4	1-3/8	PBR5
1/2	TE250	TE250FU	TE250L	250 ft-lb	5 ft-lb	23-3/4	2-3/4	1-3/8	PB8A
3/4	TE352A	TE352FUA	TE352LA	350 ft-lb	5 ft-lb	29-7/8	3-1/4	1-25/32	–
3/4	TE602A	TE602FUA	TE602LA	600 ft-lb	10 ft-lb	40-7/8	3-1/4	1-25/32	PB39
1	TE803**	TE803FU**	TE803L**	800 ft-lb	10 ft-lb	66-13/16	3-9/16	2-1/32	–
1	TE1003†	TE1003FU**	TE1003L**	1,000 ft-lb	10 ft-lb	66-13/16	3-9/16	2-1/32	–
1	TE1503†	TE1503FU†	TE1503L†	1,500 ft-lb	25 ft-lb	80	4-13/32	2-1/8	–
1	TE2003†	TE2003FU†	TE2003L†	2,000 ft-lb	25 ft-lb	80	4-13/32	2-1/8	–
1-1/2	TE2005†	TE2005FU†	TE2005L†	2,000 ft-lb	25 ft-lb	80	3-9/16	2-3/8	–
1-1/2	TE3005	TE3005FU**	TE3005L**	3,000 ft-lb	50 ft-lb	140	5-1/2	2-13/16	–

Wrenches in chart do not include certificate of calibration. Wrenches with a certificate of calibration are available by adding "C" to the end of the stock number

*Does not include square drive dimension.

†Includes separately packed 93TQPA 5" tubular extension handle.

Basic model = 1 needle Follow-up = 2 needles Signal = signal light

GTE models feature a black oxide finish

**Includes separately packed 92TQPA 4" tubular extension handle.

TE3005 includes 94TQPA 10" extension handle



- Do not exceed rated torque
- Do not use to break fasteners loose
- Periodic recalibration is necessary to maintain accuracy
- Read safety precautions on pages W1 to W4

TORQOMETER® TORQUE WRENCHES



TESI75



TESI75L

Newton Meter Reading/Standard 2% Accuracy

Square Drive, inches	Stock No.	Follow up Models Stock No.	Signal Models Stock No.	Range, N•m	Increments, N•m	Length, inches	Width, inches	Head Depth,* inches	Storage Case
1/4	TESI5	—	TESI5L	5	.2	9-29/32	2-11/16	1-1/4	PB9
1/4	TESI10	TESI10FU	TESI10L	10	.5	9-29/32	2-11/16	1-1/4	PB9
3/8	TESI20	TESI20FU	TESI20L	20	.5	9-29/32	2-11/16	1-1/4	PB9
3/8	TESI30	TESI30FU	TESI30L	30	1.0	9-29/32	2-11/16	1-1/4	PB9
3/8	TESI60	TESI60FU	TESI60L	60	2.0	12-1/2	2-11/16	1-1/4	PB9
3/8	TESI70	TESI70FU	TESI70L	70	2.0	12-1/2	2-11/16	1-1/4	PB9
3/8	TESI75	TESI75FU	TESI75L	75	1.0	12-1/2	2-11/16	1-1/4	PB9
1/2	TESI125	TESI125FU	TESI125L	125	5.0	16	2-11/16	1-3/8	PBR5
1/2	TESI200	TESI200FU	TESI200L	200	5.0	18-3/4	2-3/4	1-3/8	PBR5
1/2	TESI250	TESI250FU	—	250	5.0	18-3/4	2-3/4	1-3/8	PBR5
3/4	TESI500A	TESI500FUA	TESI500LA	500	10.0	29-7/8	3-1/4	1-25/32	PB39
3/4	TESI800A	TESI800FUA	TESI800LA	800	20.0	40-7/8	3-1/4	1-25/32	PB39
1	TESI1360**	TESI1360FU**	TESI1360L**	1,360	20.0	66-13/16	3-9/16	2-1/32	—
1	TESI2803***	TESI2803FU***	TESI2803L***	2,800	50.0	80	4-13/32	2-1/8	—
1-1/2	TESI2805***	TESI2805FU***	—	2,800	50.0	80	4-25/32	2-3/8	—
1-1/2	—	TESI4000FU	TESI4000L	4,000	100.0	140	5-1/2	2-13/16	—

Wrenches in chart do not include certificate of calibration. Wrenches with a certificate of calibration are available by adding "C" to the end of the stock number

*Does not include square drive dimension.

**Includes separately packed 92TQPA 4" tubular extension handle.

†Includes separately packed 93TQPA 5" tubular extension handle.

TE3005 includes 94TQPA 10" extension handle

Basic model = 1 needle

Follow-up = 2 needles

Signal = signal light



TER175



TER175L

Combination US/Newton Meter Reading – Precise 1% Accuracy

Square Drive, inches	Stock No.	Follow up Models Stock No.	Signal Models Stock No.	Range, N•m	Increments, N•m	US Range	US Increments	Length, inches	Width, inches	Head Depth,* inches	Storage Case
1/4	TER1A	TER1FUA	—	1.7	.05	15 in-lb	.5 in-lb	9-29/32	2-11/16	1-1/4	PB9
1/4	TER3A	TER3FUA	—	3.5	0.1	30 in-lb	1 in-lb	9-29/32	2-11/16	1-1/4	PB9
1/4	TER6A	TER6FUA	—	8.4	0.2	75 in-lb	1 in-lb	9-29/32	2-11/16	1-1/4	PB9
3/8	TER12A	TER12FUA	TER12LA	17	.5	150 in-lb	5 in-lb	9-29/32	2-11/16	1-1/4	PB9
3/8	TER25A	TER25FUA	TER25LA	0-3,200 N•cm	50 N•cm	0-300 in-lb	5 in-lb	9-29/32	2-11/16	1-1/4	PB9
3/8	TER50A	TER50FUA	TER50LA	60	1	600 in-lb	20 in-lb	12-1/2	2-11/16	1-1/4	PB9
1/2	TER51	TER51FU	TER51L	60	1	600 in-lb	20 in-lb	15	2-11/16	1-5/16	—
1/2	TER100	TER100FU	TER100L	140	5	100 ft-lb	2 ft-lb	16	2-3/4	1-3/8	PBR5
1/2	TER175	TER175FU	TER175L	230	10	175 ft-lb	5 ft-lb	18-3/4	2-3/4	1-3/8	PBR5
3/4	TER352A	TER352FUA	TER352LA	480	10	350 ft-lb	5 ft-lb	29-7/8	3-1/4	1-3/8	PB39
3/4	TER602A	TER602FUA	TER602LA	800	20	600 ft-lb	20 ft-lb	40-7/8	3-1/4	1-25/32	PB39
1	TER1003**	—	TER1003L**	1,360	20	1,000 ft-lb	20 ft-lb	66-13/16	3-9/16	2-1/32	—

Wrenches in chart do not include certificate of calibration. Wrenches with a certificate of calibration are available by adding "C" to the end of the stock number.

*Does not include square drive dimension.

**Includes separately packed 92TQPA 4" tubular extension handle.

Basic model = 1 needle

Follow-up = 2 needles

Signal = signal light

All Snap-on® torque wrenches, drivers and testers are provided with a Certificate of Calibration (unless otherwise indicated).

All wrenches and drivers are calibrated per ASME® and ISO® standards for accuracy, from 20%–100% of full scale, using NIST® traceable equipment.

TORQOMETER® TORQUE WRENCHES

TORQUE



TEC175



TEC175L

Combination US/Metric Reading – Standard 2% Accuracy

Square Drive, inches	Stock No.	Follow up Models Stock No.	Signal Models Stock No.	Metric Range	Metric Increments	US Range	US Increments	Length, inches	Width, inches	Head Depth,* inches	Storage Case
1/4	TEC1A	TEC1FUA	—	16 kg•cm	1 kg•cm	15 in-lb	.5 in-lb	9-29/32	2-11/16	1-1/4	PB9
1/4	TEC3A	TEC3FUA	—	35 kg•cm	1 kg•cm	30 in-lb	1 in-lb	9-29/32	2-11/16	1-1/4	PB9
1/4	TEC6A	TEC6FUA	—	90 kg•cm	2.5 kg•cm	75 in-lb	1 in-lb	9-29/32	2-11/16	1-1/4	PB9
3/8	TEC12A	TEC12FUA	TEC12LA	175 kg•cm	5 kg•cm	150 in-lb	5 in-lb	9-29/32	2-11/16	1-1/4	PB9
3/8	TEC25FA	TEC25FFUA	TEC25FLA	350 kg•cm	10 kg•cm	25 ft-lb	1 ft-lb	9-29/32	2-11/16	1-1/4	PB9
3/8	TEC50A	TEC50FUA	TEC50LA	700 kg•cm	20 kg•cm	600 in-lb	20 in-lb	12-1/2	2-11/16	1-1/4	PB9
1/2	TEC51	TEC51FU	TEC51L	700 kg•cm	20 kg•cm	600 in-lb	20 in-lb	15	2-11/16	1-5/16	—
1/2	TEC100	TEC100FU	TEC100L	14 kg•m	.5 kg•m	100 ft-lb	2 ft-lb	16	2-3/4	1-3/8	PBR5
1/2	TEC175	TEC175FU	TEC175L	25 kg•m	1 kg•m	175 ft-lb	5 ft-lb	18-3/4	2-3/4	1-3/8	PBR5
1/2	TEC250	TEC250FU	TEC250L	35 kg•m	1 kg•m	250 ft-lb	10 ft-lb	23-3/4	2-3/4	1-3/8	PB8A
3/4	TEC352A	TEC352FUA	TEC352LA	50 kg•m	1 kg•m	350 ft-lb	10 ft-lb	29-7/8	3-1/4	1-25/32	PB39
3/4	TEC602A	TEC602FUA	TEC602LA	80 kg•m	2 kg•m	600 ft-lb	20 ft-lb	40-7/8	3-1/4	1-25/32	PB39
1	TEC803**	TEC803FU**	TEC803L**	110 kg•m	2 kg•m	800 ft-lb	25 ft-lb	66-13/16	3-9/16	2-1/32	—
1	—	—	TEC1003L**	136 kg•m	2 kg•m	1,000 ft-lb	20 ft-lb	66-13/16	3-9/16	2-1/32	—
1	—	TEC1503FU†	TEC1503L†	200 kg•m	5 kg•m	1,500 ft-lb	25 ft-lb	80	4-13/32	2-1/8	—
1	—	TEC2003FU†	TEC2003L†	280 kg•m	5 kg•m	2,000 ft-lb	50 ft-lb	80	4-13/32	2-1/8	—
1-1/2	TEC2005†	TEC2005FU†	TEC2005L†	280 kg•m	5 kg•m	2,000 ft-lb	50 ft-lb	80	4-13/32	2-3/8	—
1-1/2	—	TEC3005FU	TEC3005L	400 kg•m	5 kg•m	3,000 ft-lb	50 ft-lb	140	5-1/2	2-13/16	—

Wrenches in chart do not include certificate of calibration. Wrenches with a certificate of calibration are available by adding "C" to the end of the stock number.

*Does not include square drive dimension.

†Includes separately packed 93TQPA 5" tubular extension handle.

Follow-up = 2 needles

**Includes separately packed 92TQPA 4" tubular extension handle.

Basic model= 1 needle

Signal = signal light

T-HANDLE TORQOMETER® TORQUE WRENCHES

TEX602TLA



85TQP



TEXC2003TFU



US Reading Standard 2% Accuracy

Input Drive Female Square, inches	Output Drive Male Square, inches	Follow up Models Stock No.	Light Signal Models Stock No.	US Range, ft-lb	US Increments, ft-lb	Length, inches	Width, inches	Head Depth, inches	Increments, ft. lb.	Optional "T" Bars/Extension Handles			
										"T" Bars	Length, inches	Extension Handle	Ext. Handle Length, inches
3/4	3/4	TEX602TFUA	TEX602TLA	600	10	9	3-1/4	3-3/4	10	81TQP	66	—	—
3/4	1	TEX1003TFUA	TEX1003TLA	1,000	10	9-7/8	3-5/8	4-1/8	10	81TQP	66	—	—
1	1	TEX1503TFU	TEX1503TL	—	—	10-7/8	4-3/8	4-7/16	25	82TQP	18	85TQP	31
1	1	TEX2003TFU	TEX2003TL	2,000	25	10-7/8	4-3/8	4-7/16	25	82TQP	18	85TQP	31
1	1-1/2	TEX2005TFU	TEX2005TL	2,000	25	10-7/8	4-3/8	4-7/16	25	82TQP	18	85TQP	31
1-1/2	1-1/2	TEX3005TFU	TEX3005TL	—	—	12	5-1/8	6-1/2	50	83TQP	18	87TQP	66
1-1/2	1-1/2	TEX4005TFU	TEX4005TL	—	—	12	5-1/8	6-1/2	50	84TQP	20	89TQP	72

Wrenches in chart do not include certificate of calibration.

Wrenches with a certificate of calibration are available by adding "C" to the end of the stock number.

Follow-up = 2 needles

Signal = signal light

Combination US/Metric Reading – Standard 2% Accuracy

Input Drive Female Square, inches	Output Drive Male Square, inches	Follow up Models Stock No.	Light Signal Models Stock No.	US Range, ft-lb	US Increments, ft-lb	Metric Range, kg•m	Metric Increments, kg•m	Length, inches	Width, inches	Head Depth, inches	Optional "T" Bars/Extension Handles			
											"T" Bar	T Bar Length, inches	Extension Handle	Ext. Handle Length, inches
3/4	3/4	TEXC602TFUA	TEXC602TLA	600	20	80	2	9	3-1/4	3-3/4	81TQP	66	—	—
3/4	1	TEXC1003TFUA	TEXC1003TLA	1,000	20	136	2	9-7/8	3-5/8	4-1/8	81TQP	66	—	—
1	1	TEXC1503TFU	TEXC1503TL	1,500	25	200	5	10-7/8	4-3/8	4-7/16	82TQP	18	85TQP	31
1	1	TEXC2003TFU	TEXC2003TL	2,000	50	280	5	10-7/8	4-3/8	4-7/16	82TQP	18	85TQP	31
1	1-1/2	TEXC2005TFU	TEXC2005TL	2,000	50	280	5	10-7/8	4-3/8	4-7/16	82TQP	18	85TQP	31
1-1/2	1-1/2	TEXC3005TFU	TEXC3005TL	3,000	100	400	5	12	5-1/8	6-1/2	83TQP	18	87TQP	66
1-1/2	1-1/2	TEXC4005TFU	TEXC4005TL	4,000	100	550	10	12	5-1/8	6-1/2	84TQP	20	89TQP	72

Wrenches in chart do not include certificate of calibration.

Wrenches with a certificate of calibration are available by adding "C" to the end of the stock number.

Follow-up = 2 needles

Signal = signal light



- Do not exceed rated torque
- Do not use to break fasteners loose
- Periodic recalibration is necessary to maintain accuracy
- Read safety precautions on pages W1 to W4

TORQOMETER® TORQUE DRIVERS – 1/4" DRIVE



US Reading Standard 2% Accuracy

Standard Basic Models Stock No.	Standard Follow up Models Stock No.	Length, inches	Stubby Basic Models Stock No.	Stubby Follow up Models Stock No.	Length, inches	Range	Increments
TQS004A	TQS004FUA	7-3/4	-	-	-	8 in-oz	1/4 in-oz
TQS008A	TQS008FUA	7-3/4	-	TQSS008FUA	5-1/4	16 in-oz	1/2 in-oz
TQS012A	TQS012FUA	7-3/4	TQSS012A	TQSS012FUA	5-1/4	24 in-oz/1.5 in-lb	1/2 in-oz/1/32 in-lb
TQS025A	TQS025FUA	7-3/4	TQSS025A	TQSS025FUA	5-1/4	48 in-oz/3 in-lb	1 in-oz/1/16 in-lb
TQS050A	TQS050FUA	7-3/4	TQSS050A	TQSS050FUA	5-1/4	96 in-oz/6 in-lb	2 in-oz/1/8 in-lb
TQS1A	TQS1FUA	7-3/4	TQSS1A	TQSS1FUA	5-1/4	192 in-oz/12 in-lb	4 in-oz/1/4 in-lb
TQS2A	TQS2FUA	7-3/4	TQSS2A	TQSS2FUA	5-1/4	384 in-oz/24 in-lb	8 in-oz/1/2 in-lb
TQS2.5A	TQS2.5FUA	7-3/4	TQSS2.5A	TQSS2.5FUA TQSS25FUA	5-1/4	480 in-oz/30 in-lb	12 in-oz/1 in-lb
TQS4A*	TQS4FUA*	8-11/16	TQSS4A*	TQSS4FUA*	5-1/4	50 in-lb	1 in-lb
TQS6A*	TQS6FUA*	8-11/16	TQSS6A*	TQSS6FUA*	5-1/4	75 in-lb	1 in-lb

Wrenches in chart do not include certificate of calibration. Wrenches with a certification of calibration are available by adding "C" to the end of the stock number. All wrenches include PB47 Storage Case.
 *Includes 1/4" internal square drive in handle
 Basic model = 1 needle
 Follow-up = 2 needles



Combination US/Metric Reading – Standard 2% Accuracy

Standard Basic Models Stock No.	Standard Follow up Models Stock No.	Length, inches	Stubby Basic Models Stock No.	Stubby Follow up Models Stock No.	Length, inches	Range	Increments
-	TQSC1FUA	7-3/4	-	TQSSC1FUA	5-1/4	17 kg•cm/15 in-lb	.5 kg•cm/.5 in-lb
-	TQSC2.5FUA	7-3/4	-	TQSSC2.5FUA	5-1/4	35 kg•cm/30 in-lb	1.000 kg•cm/1.0 in-lb
-	TQSC4FUA	8-11/16	-	TQSSC4FUA	5-1/4	56 kg•cm/50 in-lb	2 kg•cm/2 in-lb
-	TQSC6FUA	-	-	TQSSC6FUA	5-1/4	90 kg•cm/75 in-lb	3 kg•cm/5 in-lb

Wrenches in chart do not include certificate of calibration. Wrenches with a certification of calibration are available by adding "C" to the end of the stock number. All wrenches include PB47 Storage Case.
 *Includes 1/4" internal square drive in handle
 Basic model = 1 needle
 Follow-up = 2 needles

Combination US/Newton Meter Reading – Standard 2% Accuracy**

Standard Basic Models Stock No.	Standard Follow up Models Stock No.	Length, inches	Stubby Basic Models Stock No.	Stubby Follow up Models Stock No.	Length, inches	Range	Increments
-	TQSI.34FUA	7-3/4	-	TQSSI.34FUA	5-1/4	.34 N•m	.01 N•m
TQSI055A	-	7-3/4	TQSSI.055A	-	5-1/4	.055 N•m	.001 N•m
-	TQSI055FUA	7-3/4	-	TQSSI055FUA	5-1/4	.055 N•m	.001 N•m
-	-	-	TQSSI.11A	TQSSI.11FUA	5-1/4	.110 N•m	.005 N•m
-	-	-	-	TQSSI.70FUA	5-1/4	.70 N•m	.02 N•m
-	TQSI135FUA	7-3/4	-	TQSSI.135FUA	5-1/4	1.35 N•m	.05 N•m
-	TQSR1FUA	7-3/4	-	-	7-3/4	1.6 N•cm/15 in-lb	5 N•cm/.25 in-lb
-	TQSR2.5FUA	7-3/4	-	-	7-3/4	3.4 N•cm/30 in-lb	.1 N•m/1 in-lb
-	TQSR4FUA*	8-11/16	-	-	8-11/16	5.5 N•m/50 in-lb	.1 N•m/1 in-lb
-	TQSR6FUA*	8-11/16	-	-	8-11/16	8.4 N•m/75 in-lb	.2 N•m/5 in-lb

Wrenches in chart do not include certificate of calibration. Wrenches with a certification of calibration are available by adding "C" to the end of the stock number. All wrenches include PB47 Storage Case.
 *Includes 1/4" internal square drive in handle. Follow-up = 2 needles.
 **Precise 1% models are available on special order.
 ANSI® Spec. B107.300 applies to all these models.

TORQUE ANGLE GAUGES



Torque Angle Gauges

TA358 Torque Angle Gauge

- Determines angle controlled torque tightening
- Allows user to follow manufacturer's specifications
- Use on automotive, diesel and industrial equipment plus head bolts and rod bolts on motorcycles
- 3/8" square drive

TA360 1/2" Square Drive Torque Angle Gauge

- Allows user to follow manufacturer's specifications
- Calibrated in degrees in large, easy-to-read increments

TA362 Torque Angle Gauge

- Allows user to follow manufacturer's specifications
- Calibrated in degrees in large, easy-to-read increments
- 3/4" square drive



QDRIVER3P

Preset Torque Screwdrivers

- Ideal for low torque assemblies and precision application
- Drivers accept all standard 1/4" hex screwdriver bits
- Cam over torque limiting clutch free wheels when set torque is achieved
- Accuracy is $\pm 6\%$ from 20–100% of full scale in clockwise direction only for all drivers in series
- Lightweight construction features red anodized aluminum body with stainless steel shank
- Comfortable ergonomic trilobe grip and magnetic bit retention
- Textured body provides a nonslip grip
- Not supplied with certificate of calibration

Stock No.	Range, min	Range, max	Length, inches
QDRIVER1P	6 in-oz (4 N•cm)	32 in-oz (22 N•cm)	4-9/16
QDRIVER2P	10 in-oz (7 N•cm)	100 in-oz (70 N•cm)	5-5/8
QDRIVER3P	1.5 in-lb (16 N•cm)	15 in-lb (169 N•cm)	5-5/8
QDRIVER4P	4 in-lb (45 N•cm)	40 in-lb (451 N•cm)	6

ASME® B107.300-2010 Type III, Class A, Style 2, Design A



QDRIVER3

Adjustable Torque Screwdrivers

- Ideal for low torque assemblies, precision applications and dash/under dash work on most domestic and imported vehicles
- Drivers accept all standard 1/4" hex screwdriver bits
- Cam over torque limiting clutch free wheels when set torque is achieved
- Accuracy is $\pm 6\%$ from 20–100% of full scale in clockwise direction only for all drivers in series
- Lightweight construction features red aluminum body with stainless steel shank
- Comfortable ergonomic trilobe grip and magnetic bit retention
- Textured body provides a nonslip grip
- Not supplied with certificate of calibration

Stock No.	Range	Increments	Length, inches
QDRIVER2	20–100 in-oz (14–70 N•cm)	1 in-oz	5-7/16
QDRIVER3	3–15 in-lb (3–169 N•cm)	.2 in-lb	6-1/4
QDRIVER4	5–40 in-lb (56–451 N•cm)	.5 in-lb	6-11/16
QDRIVER4NM	90–450 N•cm	5.0 N•cm	6-11/16

ASME® B107.300-2010 Type III, Class A, Style 1, Design A

TPMS Torque Screwdriver

Stock No.	Description	Range, Dedicated	Length	Accuracy
QDTPMS35	TPMS Adjustable Torque Screwdriver	4 in-lb, 12 in-lb, 35 in-lb	6-5/8"	+/- 6%

QDTPMS35 TPMS Adjustable Torque Screwdriver

- Highly accurate torque tool intended for maintaining or installing popular styles of tire pressure monitoring sensors
- Manufactured from aircraft-grade aluminum
- Dedicated torque measurements for popular TPMS ratings (4, 12, 35 in-lb)



QDTPMS35

TORQUE DRIVERS

Torque Limiting Drivers

QTS135 Adjustable Limiting Driver

- Micrometer type adjustment
- Clutch allows 25° of free rotation on reaching set torque
- Guaranteed accuracy: within $\pm 4\%$ of setting from 20% of capacity to full capacity clockwise and counterclockwise

QTSP135 US Preset Limiting Driver

- Clutch mechanism to help prevent over torquing by allowing free rotation upon reaching the set torque value
- Ideal selection for assembly line work where the same requirement is constant
- Can be reset at different torque values or readjusted for accuracy whenever necessary with a torque tester
- Torque limit is pre-set at the factory so user should specify the desired torque limit when ordering



QTS135

Stock No.	Range, minimum	Range, maximum	Increments	Length, inches
QTS135	5 in-lb	35 in-lb	0.5 in-lb	7
QTSP135	5 in-lb	35 in-lb	0.5 in-lb	7-1/2

Stock No.	Range	Increments	Length, inches
QDRIVER2A	20–100 in-oz (14–70 N•cm)	1 in-oz	5-7/16
QDRIVER3A	3–15 in-lb (34–169 N•cm)	0.2 in-lb	6-1/4
QDRIVER4A	5–40 in-lb (56–451 N•cm)	0.5 in-lb	6-11/16
QDRIVER4NMA	90–450 N•cm	5 N•m	6-11/16



QDRIVER4NMA



- Do not exceed rated torque
- Do not use to break fasteners loose
- Periodic recalibration is necessary to maintain accuracy
- Read safety precautions on pages W1 to W4

INTERCHANGEABLE HEADS

Torque Wrench Bodies/Adjustable

Interchangeable heads permit ratcheting, fixed or open end torquing capability with either adjustable or preset torque wrench bodies. A push of the locking pin provides quick change action, with a wide range of head styles to choose from.

- Selection: two adjustable models for quickly setting desired torque and eight preset models for assembly line work
- Slim profile: torque body is thin enough and long enough to get into tight areas
- Micrometer type adjustment: fast, accurate settings and changes
- Guaranteed accuracy: all QC series interchangeable torque wrenches are accurate $\pm 4\%$ clockwise and $\pm 6\%$ counterclockwise from 20–100% of full scale



QC1I200

Stock No.	Model Type	Shank Diameter	Range	Increments	Length, inches
QC1I200	Adjustable	J (0.425")	40–200 in-lb	1 in-lb	9-3/8
QC2I75	Adjustable	J (0.425")	5–75 ft-lb	.5 ft-lb	13



QC1P300



QC3P200

Torque Wrench Bodies/Pre-Set

Stock No.	Model Type	Shank Diameter	Range	Length, inches
QC1P60	Preset	J (0.425")	10–60 in-lb (1.1–6.8 N•m)	6
QC1P100	Preset	J (0.425")	15–100 in-lb (1.7–11.3 N•m)	8
QC1P300	Preset	J (0.425")	60–300 in-lb (6.8–33.9 N•m)	10
QC2P75	Preset	J (0.425")	5–75 ft-lb (7–100 N•m)	11
QC3P150	Preset	Y (0.560")	30–150 ft-lb (41–203 N•m)	23
QC3P200	Preset	Y (0.560")	40–200 ft-lb (55–270 N•m)	23
QC4P300	Preset	X (0.735")	60–300 ft-lb (82–400 N•m)	27

No calibration certificates on preset torque bodies



QD2IN50A



QD3IN200



QD2IN100A

Torque Wrench Bodies/Adjustable/Dual Range

- Plug and play system of interchangeable heads are consistently sized from pin to the center of the fastener, so no adjustment calculations are needed
- Includes certificate of calibration
- Minimal friction “Hour Glass” cam retains and releases lubricant where needed to reduce friction
- Push buttons for quick release of interchangeable head
- Positive stop ensures instrument cannot be accidentally disassembled if wound down past scale
- Each instrument comes in a molded storage case for long term protection

Stock No.	Range, N•m	Range, ft-lb	Increments	Shank Type	Weight, lb (kg)	Length, inches (mm)
QD2IN50A	10–50	9.2–35.0	0.5 N•m/0.4 ft-lb	J	2.3 (1.12)	14-1/2 (368)
QD2IN100A	20–100	16.6–71.9	0.5 N•m/0.4 ft-lb	J	2.3 (1.12)	14-1/2 (368)
QD3IN200B	40–200	37–140	2 N•m/1.2 ft-lb	Y	3.36 (1.64)	23 (584)
QD3IN350A	70–350	59–251	2 N•m/1.2 ft-lb	X	3.36 (1.64)	23 (584)
QD4IN800A	150–800	129–572	5 N•m/4.3 ft-lb	Z	11.14 (5.46)	41-1/2 (1,054)

*For use with dual pin heads only ASME® B107.300
 *A suffix models have roll-marked tubes

Square Drive Heads/Ratcheting

Allow use of torque wrench bodies on previous page with sockets, crowfoot wrenches or other similar attachment.



QJD12A-80

Square Drive, inches	J (0.425")	Y (0.560")	X (0.735")	Z (0.990")	Head O.D., inches	Depth, inches	Center of Fastener to Retaining Pin	Ratchet Service Kit
1/4	QJD8A-72 (28)	—	—	—	17/32	9/64	QJD Series – 2.50"	RKRT72A
3/8	QJD12A-80 (60)	—	—	—	21/32	11/64	QJD Series – 2.50"	RKRF80
3/8	—	—	QYD12A-80 (80)	—	21/32	11/64	QYD Series – 3.00"	RKRF80
1/2	QJD16A (60)	—	—	—	21/32	11/64	QXD Series – 4.50"	RKRS936
1/2	—	QXD16A (240)	—	—	21/32	11/64	QXD Series – 4.50"	RKRS80A
1/2	—	—	QYD16A (240)	—	21/32	11/64	QYD Series – 3.00"	RKRS936
3/4	—	QXD24A (240)	—	—	25/32	11/64	QZD Series – 5.75"	RKRQC4
3/4	—	—	—	QZD24BDP (480)	2-1/2	1-1/4	QZD Series – 5.75"	RKRQC4
1	—	—	—	QZD32BDP (480)	29/32	11/64	QZD Series – 5.75"	RKRQC5

*US Patent #6,125,722

Value in parentheses in chart is the Maximum Recommended Working Torque, ft-lb

Square Drive Heads/Fixed

Allow use of torque wrench bodies on previous page with sockets, crowfoot wrenches or other similar attachments.

Square Drive, inches	J (0.425")	Y (0.560")	X (0.735")	Z (0.990")	Center of Fastener to Retaining Pin
1/4	QJSD8A (28)	—	—	—	QJD Series – 2.50"
3/8	QJSD12A (60)	QYSD12A (100)	—	—	QYD Series – 3.00"
1/2	QJSD16A (60)	—	QXSD16A (240)	—	QXD Series – 4.50"
1/2	—	QYSD16A (240)	—	—	QYD Series – 3.00"
3/4	—	—	QXSD24A (240)	QZSD24ADP (480)	QZD Series – 5.75"
1	—	—	QXSD32A (240)	—	—
1	—	—	QXSD32A (240)	QZSD32ADP (480)	QZD Series – 5.75"

Value in parentheses is the Maximum Recommended Working Torque, ft-lb



QXSD16A

Ratcheting Box End Heads, 12-Point, mm

mm	Stock No.	Shank Dia.	O.D., mm	Head Depth, mm	Center of Fastener to Retaining Pin
10	QJBOERM10A	J (0.425")	21.9	5.0	QJBOER Series – 2.50"
13	QJBOERM13A	J (0.425")	25.9	6.3	QJBOER Series – 2.50"
16	QJBOERM16A	J (0.425")	33.6	7.0	QJBOER Series – 2.50"
17	QJBOERM17A	J (0.425")	36.5	7.0	QJBOER Series – 2.50"
18	QJBOERM18A	J (0.425")	38.5	8.0	QJBOER Series – 2.50"
18	QYBOERM18A	Y (0.560")	38.5	8.0	QYBOER Series – 3.0"
19	QJBOERM19A	J (0.425")	38.7	8.7	QJBOER Series – 2.50"
22	QJBOERM22A	J (0.425")	45.7	9.4	QJBOER Series – 2.50"
24	QJBOERM24A	J (0.425")	49.5	11.2	QJBOER Series – 2.50"
24	QYBOERM24A	Y (0.560")	49.5	11.2	QYBOER Series – 3.0"



QJBOERM16A

Ratcheting Box End Heads, 12-Point, inches

inches	Stock No.	Shank Dia.	O.D., inches	Head Depth, inches	Center of Fastener to Retaining Pin
3/8	QJBOER12A	J (0.425")	7/8	3/16	QJBOER Series – 2.50"
7/16	QJBOER14A	J (0.425")	15/16	7/32	QJBOER Series – 2.50"
1/2	QJBOER16A	J (0.425")	1-1/32	1/4	QJBOER Series – 2.50"
9/16	QJBOER18A	J (0.425")	1-3/16	1/4	QJBOER Series – 2.50"
9/16	QYBOER18A	Y (0.560")	1-3/16	1/4	QYBOER Series – 3.0"
5/8	QJBOER20A	J (0.425")	1-5/16	9/32	QJBOER Series – 2.50"
5/8	QYBOER20A	Y (0.560")	1-5/16	9/32	QYBOER Series – 3.0"
11/16	QYBOER22A	Y (0.560")	1-1/4	1/4	QYBOER Series – 3.0"
3/4	QJBOER24A	J (0.425")	1-17/32	11/32	QJBOER Series – 2.50"
3/4	QYBOER24A	Y (0.560")	1-17/32	11/32	QYBOER Series – 3.0"



QJBOER16A



- Do not exceed rated torque
- Do not use to break fasteners loose
- Periodic recalibration is necessary to maintain accuracy
- Read safety precautions on pages W1 to W4

INTERCHANGEABLE HEAD, CLICK-TYPE TORQUE WRENCHES



QJXM21A

Center of fastener to retaining pin:

- QJXM Series – 2.50"
- QYXM Series – 3.00"
- QXXM Series – 4.50"
- QZXM Series – 5.75"

Box End Heads, 12-Point, mm

mm	J (0.425")	Y (0.560")	X (0.735")	Z (0.990")	O.D., mm	Head Depth, mm
6	QJXM6A (15)	—	—	—	11	5
7	QJXM7A (20)	—	—	—	11	5
8	QJXM8A (22)	—	—	—	13	6
9	QJXM9A (30)	—	—	—	14	6
10	QJXM10A (53)	—	—	—	15	7
11	QJXM11A (59)	—	—	—	17	8
12	QJXM12A (60)	—	—	—	18	8
13	QJXM13A (60)	—	—	—	20	9
14	QJXM14A (60)	QYXM14A (117)	QXXM14A (117)	—	21	9
15	QJXM15A (60)	QYXM15A (148)	—	—	22	10
16	QJXM16A (60)	QYXM16A (160)	QXXM16A (183)	—	24	10
17	QJXM17A (60)	QYXM17A (160)	QXXM17A (197)	—	25	11
18	QJXM18A (60)	QYXM18A (160)	QXXM18A (224)	—	27	12
19	QJXM19A (60)	QYXM19A (160)	QXXM19A (238)	—	28	12
20	QJXM20A (60)	QYXM20A (160)	QXXM20A (240)	—	30	13
21	QJXM21A (60)	QYXM21A (160)	QXXM21A (240)	—	31	13
22	QJXM22A (60)	QYXM22A (160)	QXXM22A (240)	—	32	14
23	QJXM23A (60)	QYXM23A (160)	QXXM23A (240)	—	34	15
24	QJXM24A (60)	QYXM24A (160)	QXXM24A (240)	QZXM24ADP (375)	35	15
25	—	—	QXXM25A (240)	QZXM25ADP (413)	37	16
26	QJXM26A (60)	QYXM26A (160)	—	QZXM26ADP (448)	38	16
27	QJXM27A (60)	QYXM27A (160)	QXXM27A (240)	QZXM27ADP (480)	39	17
29	—	QYXM29A (160)	QXXM29A (240)	QZXM29ADP (480)	42	18
30	—	QYXM30A (160)	QXXM30A (240)	QZXM30ADP (480)	44	19
32	—	QYXM32A (160)	QXXM32A (240)	QZXM32ADP (480)	46	19
34	—	QYXM34A (160)	QXXM34A (240)	QZXM34ADP (480)	48	19
36	—	QYXM36A (160)	QXXM36A (240)	QZXM36ADP (480)	53	22
41	—	—	QXXM41A (240)	QZXM41ADP (480)	59.4	22.4
46	—	—	QXXM46A (240)	QZXM46ADP (480)	66.5	24.6
50	—	—	—	QZXM50ADP (480)	73.2	26.9
55	—	—	—	QZXM55ADP (480)	81.8	30.2
60	—	—	—	QZXM60ADP (480)	89.7	33.3

Box End Heads, 12-Point, inches



QJX12A



QXX52A

Center of fastener to retaining pin:


- QJX Series – 2.50"
- QYX Series – 3.00"
- QXX Series – 4.50"
- QZX Series – 5.75"

inches	J (0.425")	Y (0.560")	X (0.735")	Z (0.990")	O.D., inches	Head Depth, inches
1/4	QJX8A (18)	—	—	—	13/32	3/16
9/32	QJX9A (41)	—	—	—	13/32	3/16
3/8	QJX12A (60)	—	—	—	9/32	1/4
7/16	QJX14A (60)	—	—	—	21/32	5/16
1/2	QJX16A (60)	QYX16A (75)	—	—	3/4	11/32
9/16	QJX18A (60)	QYX18A (112)	—	—	27/32	3/8
5/8	QJX20A (60)	QYX20A (160)	—	—	15/16	13/32
11/16	QJX22A (60)	QYX22A (160)	—	—	1-1/32	7/16
3/4	QJX24A (60)	QYX24A (160)	QXX24A (219)	—	1-1/8	15/32
13/16	QJX26A (60)	QYX26A (160)	QXX26A (240)	QZX26ADP (275)	1-3/16	17/32
7/8	QJX28A (60)	QYX28A (160)	QXX28A (240)	—	1-9/32	9/16
15/16	QJX30A (60)	QYX30A (160)	QXX30A (240)	—	1-3/8	19/32
1	QJX32A (60)	QYX32A (160)	QXX32A (240)	—	1-15/32	21/32
1-1/16	QJX34A (60)	QYX34A (160)	—	QZX34ADP (300)	1-9/16	11/16
1-1/8	—	QYX36A (160)	QXX36A (240)	QZX36ADP (480)	1-5/8	11/16
1-3/16	—	QYX38A (160)	QXX38A (240)	QZX38ADP (480)	1-3/4	3/4
1-1/4	—	QYX40A (160)	QXX40A (240)	QZX40ADP (480)	1-13/16	3/4
1-5/16	—	QYX42A (160)	QXX42A (240)	QZX42ADP (480)	1-29/32	3/4
1-3/8	—	—	QXX44A (240)	QZX44ADP (480)	2	3/4
1-7/16	—	—	QXX46A (240)	QZX46ADP (480)	2-1/16	7/8
1-1/2	—	QYX48A (160)	QXX48A (240)	QZX48ADP (480)	2-5/32	7/8
1-9/16	—	—	QXX50A (240)	QZX50ADP (480)	2-1/4	7/8
1-5/8	—	QYX52A (160)	QXX52A (240)	QZX52ADP (480)	2-11/32	7/8
1-11/16	—	—	—	QZX54ADP (480)	2-7/16	7/8
1-3/4	—	—	QXX56A (240)	QZX56ADP (480)	2-17/32	1-1/32
1-13/16	—	—	QXX58A (240)	QZX58ADP (480)	2-5/8	1-1/32
1-7/8	—	—	QXX60A (240)	QZX60ADP (480)	2-11/32	1-1/32
2	—	—	QXX64A (240)	QZX64ADP (480)	2-7/8	1-1/32
2-1/16	—	—	—	QZX66ADP (480)	2-21/32	1-3/16
2-1/8	—	—	—	QZX68ADP (480)	3-1/16	1-3/16
2-1/4	—	—	—	QZX72ADP (480)	3-7/32	1-3/16
2-1/2	—	—	—	QZX80ADP (480)	3-19/32	1-5/16

Value in parentheses is the Maximum Recommended Working Torque, ft-lb

INTERCHANGEABLE HEAD, CLICK-TYPE TORQUE WRENCHES

Box End Heads, 0° Offset, 12-Point, inches


	Stock No.	Shank Diameter	Maximum Working Torque, ft-lb
3/8	QJXD12A	J (0.425")	60
7/16	QJXD14A	J (0.425")	60
1/2	QJXD16A	J (0.425")	60
9/16	QJXD18A	J (0.425")	60
11/16	QJXD22A	J (0.425")	60
3/4	QJXD24A	J (0.425")	60
7/8	QJXD28A	J (0.425")	60
15/16	QJXD30A	J (0.425")	60
1	QJXD32A	J (0.425")	60
5/8	QYXD20A	Y (0.560")	160
11/16	QYXD22A	Y (0.560")	160
3/4	QYXD24A	Y (0.560")	160
15/16	QYXD30A	Y (0.560")	160

Value in parentheses is the Maximum Recommended Working Torque, ft-lb

Center of fastener to retaining pin:

- QJXD Series – 2.50"
- QYXD Series – 3.00"

Box End Heads, 10° Offset, 12-Point, mm

	Stock No.	Shank Diameter	Maximum Working Torque, ft-lb
11	QJXBM11A	J (0.425")	59
12	QJXBM12A	J (0.425")	60
13	QJXBM13A	J (0.425")	60
14	QJXBM14A	J (0.425")	60
16	QJXBM16A	J (0.425")	60
18	QJXBM18A	J (0.425")	60
19	QJXBM19A	J (0.425")	60
18	QYXBM18A	Y (0.560")	160
24	QYXBM24A	Y (0.560")	160

Value in parentheses is the Maximum Recommended Working Torque, ft-lb

Center of fastener to retaining pin:

- QJXBM Series – 2.50"
- QYXBM Series – 3.00"

Box End Heads, 10° Offset, 12-Point, inches

	Stock No.	Shank Diameter	Maximum Working Torque, ft-lb
1/2	QJXB16A	J (0.425")	60
9/16	QJXB18A	J (0.425")	60
5/8	QJXB20A	J (0.425")	60
11/16	QJXB22A	J (0.425")	60
3/4	QJXB24A	J (0.425")	60
1-3/8	QXXB44A	X (0.735")	240
1-1/2	QXXB48A	X (0.735")	240
5/8	QYXB20A	Y (0.560")	79
3/4	QYXB24A	Y (0.560")	160
7/8	QYXB28A	Y (0.560")	160
15/16	QYXB30A	Y (0.560")	160
1	QYXB32A	Y (0.560")	160
1-1/8	QYXB36A	Y (0.560")	160

Value in parentheses is the Maximum Recommended Working Torque, ft-lb


Center of fastener to retaining pin:

- QJXB Series – 2.50"
- QYXB Series – 3.00"

IZO Torque Insert Heads

Stock No.	Description
IZ70E9X12	7 mm OE insert 9 x 12
IZ80E9X12	8 mm OE insert 9 x 12
IZ90E9X12	9 mm OE insert 9 x 12
IZ100E9X12	10 mm OE insert 9 x 12
IZ110E9X12	11 mm OE insert 9 x 12
IZ130E9X12	13 mm OE insert 9 x 12
IZ140E9X12	14 mm OE insert 9 x 12
IZ150E9X12	15 mm OE insert 9 x 12
IZ160E9X12	16 mm OE insert 9 x 12
IZ170E9X12	17 mm OE insert 9 x 12
IZ180E9X12	18 mm OE insert 9 x 12
IZ190E9X12	19 mm OE insert 9 x 12
IZ130E14X18	13 mm OE insert 14 x 18
IZ140E14X18	14 mm OE insert 14 x 18
IZ150E14X18	15 mm OE insert 14 x 18
IZ170E14X18	17 mm OE insert 14 x 18
IZ180E14X18	18 mm OE insert 14 x 18
IZ190E14X18	19 mm OE insert 14 x 18
IZ220E14X18	22 mm OE insert 14 x 18
IZ240E14X18	24 mm OE insert 14 x 18
IZ270E14X18	27 mm OE insert 14 x 18
IZ320E14X18	32 mm OE insert 14 x 18
IZ10IR9X12	10 mm Insert Ring 9 x 12
IZ11IR9X12	11 mm Insert Ring 9 x 12
IZ12IR9X12	12 mm Insert Ring 9 x 12
IZ13IR9X12	13 mm Insert Ring 9 x 12
IZ14IR9X12	14 mm Insert Ring 9 x 12
IZ15IR9X12	15 mm Insert Ring 9 x 12
IZ17IR9X12	17 mm Insert Ring 9 x 12
IZ19IR9X12	19 mm Insert Ring 9 x 12
IZ13IR14X18	13 mm Insert Ring 14 x 18
IZ14IR14X18	14 mm Insert Ring 14 x 18
IZ15IR14X18	15 mm Insert Ring 14 x 18
IZ17IR14X18	17 mm Insert Ring 14 x 18
IZ19IR14X18	19 mm Insert Ring 14 x 18
IZ22IR14X18	22 mm Insert Ring 14 x 18
IZ24IR14X18	24 mm Insert Ring 14 x 18
IZ27IR14X18	27 mm Insert Ring 14 x 18
IZ30IR14X18	30 mm Insert Ring 14 x 18
IZ32IR14X18	32 mm Insert Ring 14 x 18
IZWI9X12	Welding insert 9 x 12
IZWI14X18	Welding insert 14 x 18

Box End Heads, 40° Bend, 12-Point, mm

	Stock No.	Shank Diameter	Center of Fastener to Retaining Pin
18	QYSBXM18A	Y (0.560")	QYSBXM Series – 3.00"
24	QYSBXM24A	Y (0.560")	QYSBXM Series – 3.00"

Value in parentheses is the Maximum Recommended Working Torque, ft-lb

Center of fastener to retaining pin:

- QYSBXM Series – 3.00"



QYSBXM18A



- Do not exceed rated capacity
- Do not use to break fasteners loose
- Periodic recalibration is necessary to maintain accuracy
- Read safety precautions on pages W1 to W4

INTERCHANGEABLE HEADS




QYOM32A


Center of fastener to retaining pin:

- QJO Series – 2.50"
- QYO Series – 3.00"

Thin Open End Heads, inches

	Stock No.	Shank Diameter	Maximum Working Torque, ft-lb
11/16	QJO22ARTH60	J (0.425")	60
1	QJO32ARTH	J (0.425")	60
1-1/16	QJO34ARTH	J (0.425")	60
1-1/8	QJO36ARTH	J (0.425")	60
1-3/16	QJO38ARTH	J (0.425")	60
1-1/4	QJO40ARTH	J (0.425")	60
1-3/8	QJO44ARTH	J (0.425")	60
1-1/2	QJO48ARTH	J (0.425")	60
1-9/16	QJO50ARTH	J (0.425")	60
1-5/8	QJO52ARTH	J (0.425")	60
1-3/4	QJO56ARTH	J (0.425")	60
1-7/8	QJO60ARTH	J (0.425")	60
2	QJO64ARTH	J (0.425")	60
2-1/16	QJO66ARTH	J (0.425")	60
2-11/16	QJO86ARTH	J (0.425")	60
1-5/8	QYO52ARTH	Y (0.560")	160
1-3/4	QYO56ARTH	Y (0.560")	160
1-7/8	QYO60ARTH	Y (0.560")	160
2	QYO64ARTH	Y (0.560")	160
2-1/8	QYO68ARTH	Y (0.560")	160
2-1/4	QYO72ARTH	Y (0.560")	160

Open End Heads, mm

	J (0.425")	Y (0.560")	X (0.735")	Z (0.990")	O.D., mm	Head Depth, mm
6	QJOM6A (5)	—	—	—	13.5	3.6
7	QJOM7A (6)	—	—	—	13.5	3.6
8	QJOM8A (10)	—	—	—	16.5	3.3
9	QJOM9A (14)	—	—	—	19.8	4.8
10	QJOM10A (22)	—	—	—	19.8	4.8
11	QJOM11A (33)	—	—	—	22.9	5.6
12	QJOM12A (36)	—	—	—	26.9	6.1
13	QJOM13A (41)	—	—	—	26.9	6.1
14	QJOM14A (55)	QYOM14A (55)	—	—	29.5	6.6
15	QJOM15A (60)	QYOM15A (74)	—	—	33.3	6.9
16	QJOM16A (60)	QYOM16A (88)	—	—	33.3	6.9
17	QJOM17A (60)	QYOM17A (103)	QXOM17A (103)	—	37.1	7.3
18	QJOM18A (60)	QYOM18A (115)	QXOM18A (115)	—	37.1	7.3
19	QJOM19A (60)	QYOM19A (138)	QXOM19A (138)	—	40.4	7.6
20	QJOM20A (60)	QYOM20A (160)	QXOM20A (160)	—	43.7	9.2
21	QJOM21A (60)	QYOM21A (160)	QXOM21A (180)	—	43.7	9.2
22	QJOM22A (60)	QYOM22A (160)	QXOM22A (206)	—	43.7	9.2
23	QJOM23A (60)	QYOM23A (160)	QXOM23A (229)	—	47	10
24	QJOM24A (60)	QYOM24A (160)	QXOM24A (240)	QZOM24ADP (250)	49	11
25	QJOM25A (60)	QYOM25A (160)	QXOM25A (240)	QZOM25ADP (275)	52	11
26	QJOM26A (60)	—	QXOM26A (240)	QZOM26ADP (298)	53	11
27	QJOM27A (60)	QYOM27A (160)	QXOM27A (240)	QZOM27ADP (319)	55	12
29	QXOM29A (240)	QYOM29A (160)	—	QZOM29ADP (379)	58	12
30	QJOM30 (60)	QYOM30A (160)	QXOM30A (240)	QZOM30ADP (413)	61.5	13
32	QJOM32 (60)	QYOM32A (160)	QXOM32A (240)	QZOM32ADP (480)	65	14
34	—	QYOM34A (160)	QXOM34A (240)	QZOM34ADP (480)	68	14
36	QJOM36A (60)	QYOM36A (160)	QXOM36A (240)	QZOM36ADP (480)	74	15
41	—	QYOM41 (160)	QXOM41A (240)	QZOM41ADP (480)	83	17
46	—	—	QXOM46A (240)	QZOM46ADP (480)	93	19
50	—	—	—	QZOM50ADP (480)	102	20
55	—	—	QXOM55A (240)	QZOM55ADP (480)	115.1	22.4
60	—	—	—	QZOM60ADP (480)	125	27
65	—	—	—	QZOM65ADP (480)	128.3	25.9
70	—	—	—	QZOM70ADP (480)	168	31


Center of fastener to retaining pin:

- QJOM Series – 2.50"
- QYOM Series – 3.00"
- QXOM Series – 4.50"
- QZOM Series – 5.75"

Value in parentheses is the Maximum Recommended Working Torque, ft-lb

*Use with QC1P100 and QC1I200 Torque bodies only; other heads may be used with all listed torque bodies.

Open End Heads, inches

	J (0.425")	Y (0.560")	X (0.735")	Z (0.990")	O.D., inches	Head Depth, inches
1/4	QJ08A (5)	-	-	-	17/32	9/64
9/32	QJ09A (7)	-	-	-	21/32	5/32
5/16	QJ010A (9)	-	-	-	21/32	11/64
3/8	QJ012A (18)	-	-	-	25/32	11/64
7/16	QJ014A (26)	-	-	-	29/32	11/64
1/2	QJ016A (34)	QY016A (58)	-	-	1-1/16	11/64
9/16	QJ018A (58)	QY018A (58)	-	-	1-1/16	9/32
5/8	QJ020A (60)	QY020A (70)	-	-	1-5/16	9/32
11/16	QJ022A (60)	QY022A (99)	-	-	1-7/16	5/16
3/4	QJ024A (60)	QY024A (125)	QX024A (125)	-	1-19/32	11/32
13/16	QJ026A (60)	QY026A (160)	QX026A (164)	-	1-23/32	3/8
7/8	QJ028A (60)	QY028A (160)	-	-	1-23/32	3/8
15/16	QJ030A (60)	QY030A (160)	QX030A (200)	-	1-29/32	13/32
1	QJ032A (60)	QY032A (160)	QX032A (240)	QZO32ADP (298)	2-1/32	7/16
1-1/16	QJ034A (60)	QY034A (160)	QX034A (240)	QZO34ADP (480)	2-3/16	15/32
1-1/8	QJ036A (60)	QY036A (160)	QX036A (240)	QZO36ADP (367)	2-5/16	15/32
1-3/16	-	QY038A (160)	QX038A (240)	QZO38ADP (433)	2-7/16	1/2
1-1/4	QJ040A (60)	QY040A (160)	QX040A (240)	QZO40ADP (480)	2-9/16	17/32
1-5/16	-	QY042A (160)	QX042A (240)	QZO42ADP (480)	2-21/32	9/16
1-3/8	QJ044A (60)	QY044A (160)	QX044A (240)	QZO44ADP (480)	2-3/16	19/32
1-7/16	-	QY046A (160)	QX046A (240)	QZO46ADP (480)	3	19/32
1-1/2	QJ048A (60)	QY048A (160)	QX048A (240)	QZO48ADP (480)	3-1/16	5/8
1-9/16	-	QY050A (160)	QX050A (240)	QZO50ADP (480)	3-3/16	21/32
1-5/8	QJ052A (60)	QY052A (160)	QX052A (240)	QZO52ADP (480)	3-11/32	11/16
1-11/16	-	-	QX054A (240)	QZO54ADP (480)	3-13/32	23/32
1-3/4	-	QY056A (240)	QX056A (240)	QZO56ADP (480)	3-9/16	23/32
1-13/16	-	-	QX058A (240)	QZO58ADP (480)	3-21/32	13/32
1-7/8	-	QY060A (240)	QX060A (240)	QZO60ADP (480)	3-13/16	25/32
2	-	-	QX064A (240)	QZO64ADP (480)	4-1/16	27/32
2-1/16	-	-	QX066A (240)	QZO66ADP (480)	4-3/16	27/32
2-1/8	-	-	-	QZO68ADP (480)	4-5/16	5/8
2-1/4	-	QY072 (240)	-	QZO72ADP (480)	4-9/16	15/16
2-3/8	-	-	-	QZO76ADP (480)	—	—
2-1/2	-	-	-	QZO80ADP (480)	5-1/16	1
2-7/8	-	QY092 (240)	-	-	5-31/32	5/8

Value in parentheses is the Maximum Recommended Working Torque, ft-lb
 *Use with QC1P100 and QC1200 Torque Bodies only; other heads may be used with all listed torque bodies.



QJ028A

Center of fastener to retaining pin:

- QJO Series – 2.50"
- QYO Series – 3.00"
- QXO Series – 4.50"
- QZO Series – 5.75"

Ratcheting Flare Nut Heads, 12-Point, mm

Size, mm	Stock No.	Shank Diameter
16	RTWHM16J	J (0.425")

Ratcheting Flare Nut Heads, 12-Point, inches

Size, inches	Stock No.	Shank Diameter
9/16	RTWH36J	J (0.425")
5/8	RTWH40J	J (0.425")
11/16	RTWH44J	J (0.425")
13/16	RTWH52J	J (0.425")
3/4	RTWH48Y	Y (0.560")
7/8	RTWH56Y	Y (0.560")
15/16	RTWH60Y	Y (0.560")

Size, inches	Stock No.	Shank Diameter
1	RTWH64Y	Y (0.560")
1-1/8	RTWH72Y	Y (0.560")
1-1/4	RTWH80Y	Y (0.560")
1-3/8	RTWH88Y	Y (0.560")
1-5/8	RTWH104Y	Y (0.560")
1-7/8	RTWH120Y	Y (0.560")
1-1/2	RTWH96X	X (0.735")



RTWH60Y

Center of fastener to retaining pin:

- RTWHM J Series – 2.50"
- RTWH J Series – 2.50"
- RTWH Y Series – 3.00"
- RTWH X Series – 4.50"

Adaptor

QZD32A-1 Adaptor

- Adaptor Z Shank to 1" Drive



- Do not exceed rated capacity
- Do not use to break fasteners loose
- Periodic recalibration is necessary to maintain accuracy
- Read safety precautions on pages W1 to W4

INTERCHANGEABLE HEADS

Flare Nut Heads, 6-Point, mm

mm	J (0.425")	Y (0.560")	O.D., mm	Head Depth, mm
10	QJRXSM10A (33)	—	20	8
11	QJRXSM11A (42)	—	21	9
12	QJRXSM12A (50)	—	22	9
13	QJRXSM13A (58)	—	24	9
14	QJRXSM14A (60)	—	25	10
16	—	QYRXSM16A (75)	27	11
17	QJRXSM17A (60)	QYRXSM17A (83)	29	11
18	QJRXSM18A (60)	QYRXSM18A (94)	30	12
19	QJRXSM19A (60)	QYRXSM19A (104)	32	12
20	—	QYRXSM20A (113)	33	13

Value in parentheses is the Maximum Recommended Torque, ft-lb

Flare Nut Heads, 6-Point, inches

	J (0.425")	Y (0.560")	O.D., inches	Head Depth, inches
7/16	QJRXS14A (42)	—	27/32	11/32
5/8	QJRXS20A (60)	QYRXS20A (74)	1-3/32	7/16
11/16	QJRXS22A (60)	QYRXS22A (92)	1-5/32	15/32
3/4	QJRXS24A (60)	QYRXS24A (104)	1-1/4	1/2
13/16	QJRXS26A (60)	QYRXS26A (117)	1-5/16	7/32
7/8	QJRXS28A (60)	QYRXS28A (133)	1-13/32	9/16
15/16	QJRXS30A (75)	QYRXS30A (146)	1-1/2	19/32
1	QJRXS32A (75)	QYRXS32A (158)	1-9/16	5/8
1-1/8	—	QYRXS36A (160)	1-3/4	11/16

Value in parentheses is the Maximum Recommended Working Torque, ft-lb

Flare Nut Heads, 12-Point, inches



QYRX18A

Center of fastener to retaining pin:

- QJRXSM Series – 2.50"
- QYRXSM Series – 3.00"
- QJRXS Series – 2.50"
- QYRXS Series – 3.00"
- QYRX Series – 3.00"

	Shank Dia. Y (0.560")	O.D., inches	Head Depth, inches
9/16	QYRX18A (67)	1	13/32
5/8	QYRX20A (79)	1-3/32	7/16
3/4	QYRX24A (104)	1-1/4	1/2
13/16	QYRX26A (117)	1-11/32	17/32
7/8	QYRX28A (133)	1-13/32	9/16
15/16	QYRX30A (146)	1-1/2	19/32
1	QYRX32A (158)	1-19/32	21/32
1-1/16	QYRX34A (160)	1-21/32	11/16
1-1/8	QYRX36A (160)	1-3/4	23/32
1-3/16	QYRX38A (160)	1-7/16	3/4
1-1/4	QYRX40A (160)	1-29/32	25/32

Value in parentheses is the Maximum Recommended Torque, ft-lb

GEARED HEAD MULTIPLIERS

Manual Torque Multipliers

- Ideal for use in the oil and gas industry, mining, railroad, heavy fleet, power gen and aviation
- Compact dimensions allow excellent access and easy handling
- Maximum torque output range from 730–7,000 ft-lb (MTMP7000)
- Anti Wind-Up Ratchet (AWUR) fitted as standard, except for MTMB740, MTMB950 and MTMB1990; keeps the multiplier loaded for easier operation
- Calibrated to give exact multiplication ratio, and each multiplier issued with unique calibration certificate
- True torque multiplication, accuracy guaranteed better than ±4%
- Supplied in compact carrying case
- Variety of alternative reaction fixtures available

Specifications	MTMC730	MTMC1475	MTMC2950	MTMC5100	MTMP4400	MTMP7000
Reaction Type	Interchangeable	Interchangeable	Interchangeable	Interchangeable	Plate	Plate
Torque Ratio	22:1	27:1	25:1	25:1	25:1	125:1
Certification	Yes	Yes	Yes	Yes	No	No
Anti-Windup	Yes	Yes	Yes	Yes	Yes	Yes
Torque Output, Minimum ft-lb	74	147	295	516	450	700
Torque Output, Maximum ft-lb	730	1,475	2,950	5,100	4,400	7,000
Torque Output, Minimum N•m	100	200	400	700	610	950
Torque Output, Maximum N•m	1,000	2,000	4,000	7,000	6,000	9,500
Input Drive Female Square, inches	3/8	1/2	1/2	1/2	1/2	1/2
Output Drive Male Square, inches	3/4	1	1	1-1/2	1-1/2	1-1/2

Specifications	MTMB740	MTMB950	MTMB1990	MTMB2200	MTMB3300
Reaction Type	Bar and Cranked	Bar and Cranked	Bar and Cranked	Bar	Bar
Torque Ratio	5:1	5:1	5:1	15.5:1	26:1
Certification	Yes	Yes	Yes	Yes	Yes
Anti-Windup	—	—	—	Yes	Yes
Torque Output, Minimum ft-lb	74	96	200	220	330
Torque Output, Maximum ft-lb	740	950	1,990	2,200	3,300
Torque Output, Minimum N•m	100	130	270	300	450
Torque Output, Maximum N•m	1,000	1,300	2,700	3,000	4,500
Input Drive Female Square, inches	1/2	1/2	1/2	1/2	1/2
Output Drive Male Square, inches	3/4	3/4	1	1	1

Electronic Dial-Type Torque Wrenches

The Electronic Dial torque wrench features solid state electronics for accurate torque application and measurement. The straightforward design provides easy set-up and usage. There is no need to look directly at the digital display as the wrench features a three LED light bar, a yellow LED warns you when you are approaching your target torque, and when you reach your target, a green LED illuminates. If you over torque, then a red LED lights. In addition to the readout and LED's, a buzzer sounds when you reach your desired torque value.



ED2600

Features:

- Four units of torque; in-lb, ft-lb, N•m, kg•cm
- Three models available, from 10–600 in-lb
- Accuracy: $\pm 1\%$ of indicated value CW and CCW, from 20–100% of full scale
- Accuracy: $\pm 2\%$ of indicated value CW and CCW, from 10–19% of full scale
- Three step LED visual light system:
 - YELLOW LIGHT = approaching target torque
 - GREEN LIGHT = target torque reached
 - RED LIGHT = over torque indicator
- Audible tone when desired torque is reached
- Ergonomically designed hand grip
- Display can be rotated 180° to allow for left hand use
- Battery cover designed to be aviation FOD proof
- Holds “peak” torque reading for 10 seconds
- Constructed of special Capron® material for long life and durability
- Resistant to the majority of chemicals used in industrial environments
- Wrench can be hung on a tool board
- Uses one standard 9 V alkaline battery, lasts about 80 hours
- NIST® traceable certificate of calibration included
- Meets or exceeds ASME® B107.28-2010

Stock No.	Square Drive, inches	in-lb	ft-lb	N•m	kg-cm	Length, inches (mm)	Weight, lb (kg)
ED1050*	1/4	5–50	.42–4.17	.56–5.65	5.7–57.61	11.5 (292)	1.25 (.57)
ED2250*	3/8	25–250	2.08–20.83	2.82–28.25	28–288.03	14.5 (368)	1.51 (.68)
ED2600*	3/8	60–600	5–50	6.79–67.79	69–691.27	14.5 (368)	1.51 (.68)

* CE

TORQUE TESTERS

Electronic Torque Testers

Designed to be a sturdy, low cost tester, these electronic torque testers can be placed on the wall in the factory or on a bench to allow operators to test torque wrenches or power tools without having to leave their station.

- Track and peak modes
- Can be used with nonimpacting power tools (joint rate simulators required)
- Dual scale (English/N•m or English/dN•m)
- Reads bidirectional (clockwise and counterclockwise)
- Uses rechargeable Ni-Cad batteries (2 Ni-Cad 9 V).
Charger included
- Integral transducer and sturdy housing allow mounting in virtually any position
- Integral Transducer: Full bridge strain gauge, 350 ohms, 1,500 μE , 3 mV/V F.S., 3.75 V excitation
- Unique neck design allows operator to see display when testing long torque wrenches
- Accuracy: $\pm 0.5\%$ of reading ± 1 count in the least significant digit (10–100% of full range) at 25 °C
- Display Accuracy: four digits, 9,999 counts
- Stability: $+0.044\%$ per °C

Stock No.	Square Drive, inches	Range English	Range, N•m
QC1ETT10	1/4	10–100 in-oz	7.0–70.6
QC1ETT400	1/4	40–400 in-oz	28–280
QC1ETT50	1/4	5–50 in-lb	5.6–56
QC1ETT100	1/4	10–100 in-lb	11.3–113
QC2ETT250	3/8	25–250 in-lb	28–280
QC2ETT1000	3/8	100–1,000 in-lb	113–1,130
QC3ETT250	1/2	25–250 ft-lb	34–339
QC4ETT600	3/4	60–600 ft-lb	81–813

The certification of accuracy provided per ASME and ISO® Standards is 10%–100% of full scale.



QC1ETT50



- Do not exceed rated torque
- Do not use torque wrenches to break fasteners loose
- Torque multipliers produce very high reaction force, use caution
- Read safety precautions on pages W1 to W4

TORQUE TESTERS



QC3DTT250

Digital Torque Testers (DTT Series)

The Snap-on® Digital Torque Tester (DTT) is designed to be a low cost torque tester that can be mounted on a wall or in a bench top vise to allow operator to conveniently test torque wrenches and torque screwdrivers. It features an easy to use touch pad screen to capture peak torque values during a test in real time and download stored torque data to a PC. All DTT torque testers are sold in a kit with the complete tester, ac/dc power supply, USB cable adaptor and carrying case. The fast and accurate Snap-on® Digital Torque Tester (DTT) Torque testing device. Also includes test adaptor.

- Intuitive screen layout
- Testing options: quick check or ASME® style test
- Fast change of units or target torque
- Record and track torque wrench test results by serial number
- Adds traceability by using wrench serial numbers and technician I.D.
- Color coded numbers indicate a low, good and high torque readings
- Color bar at the top allows the user to see progress relative to the target torque
- Data can be stored for download later on your computer via USB
- Easy-to-use, color touch screen provides quick, easy-to-understand torque readings
- Highly accurate scale ($\pm 0.5\%$ ± 1 count 10–100% CW and CCW of indicated test value @ 25 °C)
- Ability to track and store up to 500 records; can trace records by torque wrench serial number and/or technician ID
- Ability to customize between units of measure (N•m, kg-cm, ft-lb, in-lb, in-oz), operation modes (Track, Peak, First Peak) and wrench type
- Operating temperature (10–32 °C / 50–90 °F)
- Refresh rate of 1,000 data Points Per Second
- CSA/UL Requirements: Power supply listed under UL (C and US); 100–240V / 50–60 Hz, 6 A input and 9 V / 1.66 A output
- Includes a certificate of calibration

Stock No.	Description
DTS8269	AC Adaptor
DTS950108	Power Cord, US
DTS95095	Power Cord, UK
DTS95096	Power Cord, Australia
DTS95097	Power Cord, EU

NOTE: must order the adaptor and appropriate power cord

	QC2DTT250	QC3DTT250
Square Drive, inches	3/8	1/2
Range English	25–250 in-lb	25–250 ft-lb
Range, N•m	2.9–28.2	33.9–338.9
Accuracy	$\pm 0.5\%$ of indicated test value from 10–100% or rated capacity	$\pm 0.5\%$ of indicated test value from 10–100% or rated capacity
Operating Modes	TRACK, PEAK, FIRST PEAK	TRACK, PEAK, FIRST PEAK
Operating Temperature	32–122 °F (0–50 °C)	32–122 °F (0–50 °C)
Humidity	85% Relative Humidity @ 21 °C (70 °F)	85% Relative Humidity @ 21 °C (70 °F)
Power Supply	Included 9 V AC/DC adaptor, (6) AA batteries included	Included 9 V AC/DC adaptor, (6) AA batteries included
Data/Surge/Recall	Memory Capacity – 500 records (complete check mode only)	Memory Capacity – 500 records (complete check mode only)



TBTT100A



TBT600A

Horizontal Torque Testers and Transducers

- Includes three transducers
- Full digital display
- Covers ft-lb, in-lb, in-oz, N•m, Kg•m, kg•cm scales
- Peak hold and first peak hold capability
- NIST traceability

Stock No.	Description	Range	Resolution
TBT600A	Horizontal Torque Tester	5–600 ft-lb	—
TBTT16A	Transducer	7.5–200 in-lb	.002 ft-lb, 02 in-lb, .002 N•m., .0002 kg-m, .02 kg-cm
TBTT100A	Transducer	5–100 ft-lb	.01 ft-lb, 1 in-lb, 2 in-oz, .01 N•m, .001 kg-m, 1 kg-cm
TBTT600A	Transducer	30–600 ft-lb	.05 ft-lb, 5 in-lb, 10 in-oz, 1 N•m, .01 kg-m, 1 kg-cm

VERSATORQ® 2 TORQUE METERING AND DATA ACQUISITION SYSTEM

TORQUE

VERSATORQ® 2 System Torque Acquisition Meters

The Snap-on VERSATORQ® 2 portable ATEX®/UL® certified electronic torque analyzer displays torque readings from sensors that attach between sockets and driver. This highly versatile torque analyzer and data acquisition system can be used with various sockets, extensions, universal joints, and ratcheting drivers. Sensors, purchased separately, are available in eight ranges from 2–20 in-oz to 150–1,500 ft-lb and provide readings with an accuracy of 1% or 2% (dependent on the transducer).

- Now “intrinsically safe” for use in hazardous environments (ATEX, UL, ULC, CE compliant)
- Ideal for applying torque (CW and CCW) in confined spaces with tight access and jobs requiring repetitive torque applications
- Accuracy rating ±1% of reading (10–100% of sensor range). ±2% with VERSA1S10A and VERSA1S20A
- Track Mode displays applied torque value and Peak Mode displays highest torque value
- Non-volatile flash memory retains data for 10 years or more
- Plug-N-Play mini USB for easy data download; no client software needed
- Customer calibration supports ASME® and ISO®
- Includes carrying case (PB57A), mini USB cable (USBATOMINIB), belt clip (276-61) and batteries
- VERSATORQ® 2 sensors (sold separately) enable accurate torque application using a standard ratchet or breaker bar of any length, with data readout and storage on the cable-connected VERSATORQ® 2 meter
- VERSATORQ® 2 sensors available from 2 in-oz up to 1,500 ft-lb with readings in seven popular measurement scales



VERSATORQ2



VERSA2S100A

Torque Acquisition Meters

VERSATORQ2 Versatorq® System

- Includes VERSACHARGE2 charger and PB57A case (Sensors sold 4)
- Rugged, powder coated case for durability

Specifications	VERSATORQ2
Description	VERSATORQ® 2 System
Display	4 Digit w/Alpha and Numerical Function Flags
Display Capacity*	4 Digits
Accuracy	±1% of Reading (10–100% of Sensor Range) (±2% with VERSA1S10A and VERSA1S20A Sensors)
Push-Button Keypad	ZERO TARE, ON/OFF, SET UP, UNITS, STORE, RECALL, CLEAR, SEND, ENTER, UP/DOWN/SIDE
Units of Measure	in-oz, in-lb, ft-lb, n•m, cN•m, kg•cm, kg•m
Operating Temperature	40–110 °F (23–42 °C)
Storage Temperature	-2–122 °F (-20–50 °C)
Humidity	Up to 90% non-condensing
Dimensions	3" W x 2-1/2" D x 6" L
Weight	1 lb
Charge Life (full charge to shutoff)	100 hours continuous
Data Storage/Recall	3,500 measurements
Battery	(3) AA alkaline

*Versatorq display ignores torque input less than .5% of full scale in track mode and 2.0% of full scale in peak mode.

Hazardous Location Designation: Class 1, Zone 2, Ex ic IIA
Temperature Class: T6

VERSATORQ® 2 Sensors

Stock No.	Square Drive, inches	Range	Sensor Diameter, inches	Sensor Length, inches	Cable Length, inches
VERSA1S10A*	1/4	1–10 in-lb	.7	2.9	48
VERSA1S200A	1/4	20–200 in-lb	.9	2.1	48
VERSA1S20A*	1/4	2–20 in-oz	.5	2.9	48
VERSA1S50A	1/4	5–50 in-lb	.9	2.1	48
VERSA2S100A	3/8	10–100 ft-lb	1.2	2.4	48
VERSA3S250A	1/2	25–250 ft-lb	1.4	2.6	48
VERSA4S600A	3/4	60–600 ft-lb	2.0	3.9	96
VERSA5S1500A**	1	150–1,500 ft-lb	2.4	4.4	92

*Knurled handles allow for fingertip control.

**Diameter does not include side mounted connector.

***Heavy duty coiled cord with four-pin MS style connector.

****Original Versatorq Sensors (without "A" suffix in the stock number) are compatible with the VERSATORQ2 meter, but the sensors require calibration.

Please reference the VERSATORQ® 2 instruction manual for the sensor ranges and resolutions in different units of torque measurement.



- Do not exceed rated torque
- Do not use to break fasteners loose
- Periodic recalibration is necessary to maintain accuracy
- Read safety precautions on pages W1 to W4

VERSATEST ELECTRONIC TORQUE TESTER & CALIBRATOR



VERSATEST

The Versatest™ indicator is a laboratory grade monitor designed for precise, in-house torque wrench testing and calibration. High precision torque transducers provide system readings with an accuracy of $\pm 0.25\%$ of indicated value. Twelve transducers are available in ranges from 5 in-oz to 2,000 ft-lb. The 4-in-1 Transducer, with a range of 5 in-lb to 250 ft-lb is also available. All transducers feature a built-in memory chip that identifies the transducer and maintains the calibration. Set up and calibration programming is entered via soft touch keys. The Versatest™ can store and recall up to 3,000 torque readings. Torque readings stored in memory can be downloaded to a computer with optional download cable and software.

VERSATEST600

Specifications	VERSATEST
Description	Electronic Torque Tester/Calibrator
Display	Large 5-1/2" x 1-1/2" backlighted LCD graphics display (240 x 64 dot matrix, 0.67" torque digits character height)
Capacity	5 significant digits \pm 32,000 counts (16 bit A/D)
Display Rate	Five updates per second
Accuracy*	$\pm 0.25\%$ of reading at 25 °C (with TTC Transducer calibration)
Bar Graph	100 segment analog of applied torque scaled to Limits Set value
Modes	Track, peak hold, first peak, power tool
Humidity	85% Relative Humidity @ 21 °C (70 °F)
Dimensions	10" W x 4" H x 10-1/2" D (including carry handle)
Power Supply	Auto Switching 100–240 VAC, 50/60 Hz, 50 watts
Data Storage/Recall	3,000 Measurements
Histogram	Lower Set Limit, Upper Set Limit, 10 Divisions
Computer Serial Com Port	RS232 (True), 300–19.2K Baud
Analog Output	\pm 1% of reading +(CW)/-(CCW) 1.8 V at Transducer Full Range Linearity, $\pm 1\%$ of reading
Loader Control Relays	Two, Normally Open, Form A, Rated 12 V DC @ 1/2 A close contact at 110% CW or CCW or torque/force transducer range

VERSATEST

VERSATEST Electronic Torque Tester/Calibrator

- Large LCD Display
- Accuracy: $\pm 0.25\%$ of indicated value, CW and CCW, from 10–100% of full scale
- Two RS232C Serial Ports Use with Printer and PC
- Data Storage / Recall (with date/time stamp) up to 3000 readings
- Real Time Clock
- Seven Torque Units: ft-lb, in-lb, in-oz, N•m, dN•m, Kgm, Kg-cm
- Will also load torque screwdrivers
- Smart "Plug and Play" transducers
- Analog Output Connect to Oscilloscope or X-Y Plotter
- External Printer can be mounted on top of the VERSATEST unit
- Four Modes: TRACK, PEAK HOLD, FIRST PEAK, POWER TOOL
- Transducers available from 5 in-oz to 2000 ft-lb
- Statistic Process Control (SPC) built in

- Automatic or manual downloading
- All transducers are individually serialized with certificates of calibration traceable to N.I.S.T.
- Five Languages: English, Spanish, French, Japanese, German
- CE Conformity

VERSATEST600 Versatest™ Complete Electronic Torque Calibration System

- Provides high speed monitoring of static and dynamic torque inputs
- Includes the VERSATEST Digital Monitor, VERSA600LDR2 600 ft-lb Mechanical Loader, TTC400 4-in-1 Transducer, TTC5000-1 Bracket, and TTC12 3/4" 600 ft-lb Transducer

VERSA600LDR2 Versatest™ Mechanical Torque Loader

- Unit will load dial, micrometer, beam and electronic torque wrenches
- Maximum capacity of 600 ft-lb
- Use with any TTC series transducer from 15 in-oz to 600 ft-lb

ELECTRONIC TORQUE TESTER AND CALIBRATOR

TORQUE



TTC2000SYS



TTC2800SYS

TTC2000 Master Torque Calibration System (Manual)

The system tests and calibrates most click-type, digital, dial torque wrenches as well as torque screwdrivers. Twelve transducers are available in ranges from 5 in-oz to 2,000 ft-lb. Also available is the 4-in-1 Transducer, with a range of 5 in-lb to 250 ft-lb. All transducers feature a built-in memory chip that identifies the transducer and maintains the calibration. Set up and calibration programming is entered via soft touch keys. The TTC2000 can store and recall up to 3,000 torque readings. Torque readings stored in memory can be downloaded to a computer with optional download cable and software. Optional kits are available to calibrate cable tensionmeters, tension and compression gauges and non-impact power tools.

TTC2800/TTC2822 Master Torque Calibration System (Motorized)

The TTC2800 has the same features as the TTC2000 series except for the following enhanced features:

- Electric motor powered crank for easy calibration
- Is offered in 110 V version (TTC2800/Complete TTC2800SYS or 220 V version (TTC2822/Complete system TTC2822SYS)

TTC2000SYS Complete Master Torque Calibration System (Manual) includes: TTC610 Digital Monitor, TTC600 2000 ft-lb Mechanical Loader, SM0773PU Tool Cabinet w/ Casters, TTC400 4-in-1 Transducer, TTC5000-1 Bracket, TTC12 3/4" 600 ft-lb Transducer, TTC14 1" 2000 ft-lb Transducer, TTC5500-1 Extension Arm, 2000-SW WedgeLink Software, TTC503 Download Cable.

TTC2800SYS Complete Master Torque Calibration System (Motorized) includes: TTC2800 Monitor, Loader and Tool Cabinet w/ Casters, TTC400 4-in-1 Transducer, TTC5000-1 Bracket, TTC12 3/4" 600 ft-lb Transducer, TTC14 1" 2,000 ft-lb Transducers, TTC5500-1 Extension Arm, 2000-SW WedgeLink Software, TTC503 Download Cable

Features

- Accuracy: $\pm 0.25\%$ of indicated value, CW and CCW, from 10–100% of full scale
- Units of Torque: ft-lb, in-lb, in-oz, N•m, dN•m, Kgm, Kg-cm
- Units of Force: lbf, ozf, n, dN, kp, gg
- Four Modes: TRACK, PEAK HOLD, FIRST PEAK, POWER TOOL
- Includes built-in low profile serial printer
- Transducers available from 5 in-oz to 2,000 ft-lb
- Loader hand crank maximum input torque is 8 ft-lbs, maximum output is 2,000 ft-lb
- All transducers are individually serialized with certificates of calibration traceable to N.I.S.T.
- Programmable automatic or manual options for CLEAR, STORE or SEND
- RS232 serial port for downloading data to PC
- Operating Temperature: 10–32 °C (50–90 °F)
- Automatic lockup in the event of transducer overload
- Data storage/recall (with date/time stamp) up to 3,000 readings
- Dual Voltage: 110 V or 220 V • Real Time Clock
- Smart "Plug and Play" transducers

	TTC2000SYS	TTC2800SYS
Description	Electronic Manual Torque Tester/Calibrator	Electronic Motorized Torque Tester/Calibrator
Capacity	8 digits $\pm 32,000$ counts (16 bit A/D)	8 digits $\pm 32,000$ counts (16 bit A/D)
Accuracy*	$\pm 0.25\%$ of reading at 25 °C (with TTC Transducer calibration)	$\pm 0.25\%$ of reading at 25 °C (with TTC Transducer calibration)
Temperature Drift	+0.03% / °C (+0.017% / °F)	+0.03% / °C (+0.017% / °F)
Maximum Range Display	2-line x 16 character 5 x 8 dot-matrix LCD used for MAX. Transducer range, Units, Angle, Calibration, Date/Time, Statistics, Torque/Force or Torque/Angle Limits Set, Data Store/Recall, Printer Set Up	2-line x 16 character 5 x 8 dot-matrix LCD used for MAX. Transducer range, Units, Angle, Calibration, Date/Time, Statistics, Torque/Force or Torque/Angle Limits Set, Data Store/Recall, Printer Set Up
Modes	Track, Peak Hold, First Peak, Power Tool	Track, Peak Hold, First Peak, Power Tool
Operating Temperature	10–32 °C (50–90 °F)	10–32 °C (50–90 °F)
Storage Temperature	-20–50 °C (-2–122 °F)	-20–50 °C (-2–122 °F)
Humidity	Up to 90% non-condensing	Up to 90% non-condensing
Power Supply	UL Approved, 120 VAC/220 VAC, 50/60 Hz	120 VAC $\pm 10\%$, 50/60 Hz @ 3.14 A (including motor current). (Includes stepdown transformer for 240 VAC operation.)
Data Storage/Recall	3,000 Measurements	3,000 Measurements
Statistical Analysis	Max, Min, Range, Mean, SigmaN, Sigma, Cp, Cpk, % Error, -NoGo, +NoGo	Max, Min, Range, Mean, SigmaN, Sigma, Cp, Cpk, % Error, -NoGo, +NoGo
Histogram	Lower Set Limit, Upper Set Limit, 10 Divisions	Lower Set Limit, Upper Set Limit, 10 Divisions
Printer/Computer Serial Output Port	RS232 (True), 300-19.2K Baud	RS232 (True), 300-19.2K Baud
Computer Serial Com Port	RS232 (True), 300–19.2K Baud (Optional)	RS232 (True), 300–19.2K Baud (Optional)
Analog Output	+(CW)/-(CW) 1.8 V at Transducer Full Range Linearity, $\pm 1\%$ of reading	+(CW)/-(CW) 1.8 V at Transducer Full Range Linearity, $\pm 1\%$ of reading
Loader Control Relays	Two, Normally Open, Form A, Rated 12 DVC @ 1/2 A close contact at 110% CW or CCW or torque/force transducer range	Two, Normally Open, Form A, Rated 12 DVC @ 1/2 A close contact at 110% CW or CCW or torque/force transducer range
Loader Hand Crank	Input torque 8 ft-lb Maximum, Output Torque 2,000 ft-lb Maximum	Input torque 8 ft-lb Maximum, Output Torque 2,000 ft-lb Maximum
Motorized Loader Modes	—	Manual; Auto Dial; Auto Click
Motorized Loader Power Supply	—	120 V AC $\pm 10\%$ Hz @ 3.14 A (including motor current); (optional step-down transformer for 240 V AC operation)

Total Uncertainty: Add 7.5–100% of Range and 8–100% of Range
Training Programs are available by location (P/N STRN01 to STRN07)



- Do not exceed rated torque
- Periodic recalibration checks are necessary to maintain and assure torque tester accuracy
- Read safety precautions on pages W1 to W4

ELECTRONIC TORQUE TESTER AND CALIBRATOR

TTC2000/TTC2800 System Components

TTC600 Loader

TTC610 Digital Indicator

- For electronic torque tester and calibrator

TTC800 Motorized Loader

TTC810 Digital Indicator

Electronic Torque Tester and Calibrator

TTC2000 Electronic Torque Tester/Calibrator

- Automatic sensor recognition with TTC series "Smart" transducers
- Range: 15 in-oz–2,000 ft-lb (bidirectional)
- Total uncertainty (10–100% of range): $\pm 0.25\%$ of indicated torque value
- Alpha numeric eight digit display
- Memory to 3,000 values
- Includes low profile serial printer
- Date and time stamp for stored values
- Statistical analysis performed on stored data
- Programmable manual or automatic options for clear, store and print functions
- Recall and review of stored torque values
- Modes: TRACK, PEAK, FIRST PEAK and POWER TOOL
- Optional angle encoder
- RS232C port is standard
- Analog output is standard
- Full digital circuitry
- Eight torque measurement units: in-oz, in-lb, ft-lb, cN•m, dN•m, N•m, kg-cm and kg-m
- Automatic lock up for transducer protection

TTC2000SYS Electronic Manual

Torque Tester/Calibrator

- TTC2000SYS includes TTC2000 Monitor, Mechanical Loader and Cabinet, TTC400 4-in-1 Transducer Kit (4 in-lb–250 ft-lb), TTC12 Transducer Kit (60–600 ft-Lb), TTC14 Transducer Kit (200–2,000 ft-Lb), TTC5500-1 Extension Arm, TTC5000-1 4-in-1 Transducer Bracket, 2000-SW WedgeLink Software and VERSACABLE2 Download Cable

TTC2800SYS Electronic Torque Tester/Calibrator

- FRONT PANEL FUNCTION KEYS:

- SELECT Torque/Force
- MODE, UNIT
- ZERO TARE
- CALIBRATION
- DATE/TIME
- HH
- SET LOW
- STORE DATA
- RECALL DATA
- STATISTICS
- SEND/AUTOSEND
- AUTO CLEAR
- MANUAL CLEAR
- ENTER
- VALUE increment
- VALUE decrement
- DIGIT left
- DIGIT right
- Model TTC2800SYS includes TTC2800 TTC Monitor, Motorized Loader, and Cabinet, TTC400 4-in-1 Transducer Kit (4 in-lb–250 ft-lb), TTC5000-1 4-in-1 Transducer Bracket, TTC12 Transducer Kit (60–600 ft-lb), TTC14 Transducer Kit (200–2000 ft-lb), TTC5500-1 Extension Arm, 2000-SW WedgeLink Software, and VERSACABLE2 Download Cable

TTC280220V Electronic Torque Tester/Calibrator (220 VAC)

- FRONT PANEL FUNCTION KEYS:

- SELECT Torque/Force
- MODE, UNIT
- ZERO TARE
- CALIBRATION
- DATE/TIME
- SET HIGH
- SET LOW
- STORE DATA
- RECALL DATA
- STATISTICS
- SEND/AUTOSEND
- AUTO CLEAR
- MANUAL CLEAR
- ENTER
- VALUE increment
- VALUE decrement
- DIGIT left
- DIGIT right



TTC2800SYS



TTC8



TTC400

Transducers

All TTC series transducers include the correct adaptor for the indicated torque range.

Stock No.	Description	Range	Bench Top Mounting Bracket
TTC4	1/4" Drive Transducer	5–50 in-oz	TTC3421
TTC5	1/4" Drive Transducer	15–200 in-oz	TTC3421
TTC6	1/4" Drive Transducer	4–50 in-lb	TTC3421
TTC65	1/4" Transducer	15–150 in-lb	TTC3421
TTC7	3/8" Drive Transducer	30–400 in-lb	TTC3421
TTC8	3/8" Drive Transducer	80–1,000 in-lb	TTC3421
TTC10	1/2" Drive Transducer	10–125 ft-lb	TTC3422
TTC11	1/2" Drive Transducer	20–250 ft-lb	TTC3422
TTC12	3/4" Drive Transducer	60–600 ft-lb	TTC3422
TTC13	1" Drive Transducer	100–1,000 ft-lb	TTC15002
TTC14	1" Drive Transducer	200–2,000 ft-lb	TTC15002
TTC400**	1/4", 3/8" and 1/2" Drive 4-in-1 Transducer	4–50 in-lb, 30–400 in-lb, 80–1,000 in-lb, 20/250 ft-lb	NA
TTC5000-1*	4-in-1 Adaptor Plate	—	—
TTC34325	4-in-1 Table Mounting Bracket	—	—

*TTC400 requires the TTC5000-1 adaptor plate when used with the TTC600 manual loader, TTC800 motorized loader and VERSA600LDR

**Required for TTC400 4-in-1 torque transducer to be used on TTC600/TTC800 loaders

Total Uncertainty: Add 7.5–100% of Range and 8–100% of Range (to some transducers)

Force Testing Equipment

- Reaction arms, cables, mounting plates and fixtures are available for testing tensiometers plus compression and tension gauges. The TTC600 and TTC800 loaders and TTC series transducers can be configured to deliver compression and tension loads
- The TTC610/TTC810 indicator also provides measurement, display, storage and statistical analysis for FORCE inputs



TTC2600



TTC2610

Stock No.	Description
TTC2600	Tensiometer Testing Kit
TTC2610	Tension Gauge Testing Kit
TTC2620	Compression Gauge Testing Kit
TTC26302	Force Arm Kit

Force Testing Feature can only be used with single transducers, and CANNOT be used with the TTC400 4 in 1 multi transducer

TTCCALKIT Calibration Kit

- Includes TTC3200 Weight Set (#1), TTC500 2-1/2" Calibration Wheel, TTC1510 5" Calibration Wheel, TTC1520 10" Butterfly Calibration Wheel, 2000-226-3 Adaptor (1/2" x 3/8"), TTC1540 40" Calibration Arm, 390-2-2 4 oz Calibration Weight Tray, TTC301 8 oz Calibration Weight Tray, TTC3040 7.5 lb Calibration Weight Tray, TTC3020 15 lb Calibration Weight Tray, TTC3030 50 lb Calibration Weight Tray and TTC25002 Calibration Stand Kit
- Kit can be used on all TTC Systems



TTC26302



TTC2620

Accessories

TTC900121 Smart Cable Replacement

Calibration Wheels/Arms

Use to calibrate any TTC series transducer. Arms are certified to manufacturer's standards.

Stock No.	Description
TTC500	Calibration Wheel
TTC1510	Calibration Wheel
TTC1520	Butterfly Wheel
TTC1530	1/2" and 3/8" Drive 20" Calibration Arm
TTC1540	1-1/4" Drive 40" Calibration Arm
TTC75002	Torque Screwdriver Testing Kit (for 2800 and 2000 Series Systems)



TTC301

Weight Sets

Use to calibrate any TTC series transducer. All weights are NIST (NBS) traceable.

Stock No.	Description
TTC3200	Weight Set
TTC3210	Weight Set
TTC3220	Weight Set

Weight Hangers/Trays

Use to calibrate any TTC series transducer. Weight trays certified as to weight.

Stock No.	Description
TTC301	Weight Hanger
TTC3040	Weight Tray
TTC3020	Weight Tray
TTC3030	Weight Tray

Joint Rate Simulator Adaptors

- Use with torque tester when testing nonimpacting power tools
- Square drive adaptor is placed on top of square drive of the torque tester and tightened with a set screw
- Adaptor bit is inserted into the power tool and mated to the top of the joint adaptor
- By stacking the bellville washers in set patterns, the joint rate adaptor can simulate soft, medium, or hard joints



QC2JRS400

Stock No.	Square Drive, inches	Capacity, in-lb	Adaptor Bit	Load Screw
QC1JRS50	1/4	50	1/4" Hex x 3/16" Hex	1/4" x 28 x 1
QC2JRS400	3/8	400	3/8" Square Internal x 3/8" Hex	7/16" x 20 x 1.5
QC2JRS1000	3/8	1,000	3/8" Square Internal x 1/2" Hex	5/8" x 18 x 1.5



- Do not exceed rated torque
- Periodic recalibration checks are necessary to maintain and assure torque tester accuracy
- Read safety precautions on pages W1 to W4

TORQUE COMPARATORS



TTC25002

Accessories

Stock No.	Description
TTC3421	Mounting Bracket
TTC3422	Mounting Bracket
TTC501	PC Cable
TTC75006	Torque Screwdriver Testing Kit (for VERSATEST600 Loader System)
260-27	Socket Adaptor
342-40	Socket Adaptor
342-41-1S	Socket Adaptor
342-41-2	Socket Adaptor
65-26-2	Socket Adaptor
65-78-1	Socket Adaptor
65-78-2	Socket Adaptor
75-25-1	Socket Adaptor
75-20	Socket Adaptor
2000-152-3	Square Drive Reducer
2000-226-3	Square Drive Reducer
2000-226-2	Square Drive Reducer
2000-0154-18	Square Drive Reducer
TTC501	PC Cable
TTC25002	Calibration Stand Kit
TTC75002	Torque Screwdriver Testing Kit (for 2800 and 2000 Series Systems)
TTC5500-1	Extension Arm
QCDC3250	Electronic Torque Digital Checker – 1/2" and 3/8"
TCR175	Torque Comparator
TCR600	Torque Comparator



QCDC3250



TCR175



TCR600

Torque Digital Checker

QCDC3250 Electronic Torque Digital Checker – 1/2" and 3/8"

- Easy method to check a 1/2" or 3/8" drive torque wrench
- Highly Accurate: +/- 1% CW & CCW (10% to 100% of full scale)
- Large, easy to read backlit LCD screen
- Three measurement modes: ft-lb, in-lb, N•m
- Three primary torque checking modes - Track, Peak Hold, First Peak
- Integrated exercise adaptor on mounting plate to "break in" mechanical torque wrenches before testing
- Includes GAF2A 3/8" adaptor with storage pocket for convenience when testing 3/8" drive torque wrenches
- Integrated exercise adaptor on mounting plate (allows user to break-in for accurate results per ASME® B107-300 standard)
- Battery powered by 3 AA alkaline batteries - optional AC adaptor available (DTS8269)
- Adjustable shutoff feature
- CE Approved
- Includes certificate of calibration

TCR175 Torque Comparator

- Determine if a torque wrench requires calibration to maintain proper application of torque
- 1/2" female square drive input and 175 ft-lb capacity with 5 ft-lb graduations and 230 N•m capacity with 10 N•m increments is a perfect fit for the most popular torque wrenches
- Integrated exercise adaptor makes it easy to break in simple, providing the most accurate results (as per B107-300 standard)
- 2% accurate within ±2% of the reading from 20% of full scale to full scale clockwise and counterclockwise
- Can check a 3/8" drive torque wrench by using an A2A or GAF2A adaptor
- Does not include certificate of calibration

TCR600 Torque Comparator

- Similar to TCR175 except for these differences:
- 3/4" female square drive input and 600 ft-lb capacity with 10 ft-lb graduations and 800 N•m capacity with 20 N•m increments
- Compact design with 1/4" steel mounting plate allows for convenient installation in any direction: horizontally on a bench, vertically on a wall, or on any other sturdy, flat surface
- Use on most 3/4" drive torque wrenches
- Does not include certificate of calibration



PTM1000

Pneumatic Torque Wrenches

PTM Features:

- Twin motor technology allows the PTM to be both light weight and fast
- Compact and powerful, allowing excellent access to a variety of threaded fasteners
- The secondary trigger ensures hands are away from pinch points during operation
- Compact and powerful, allowing excellent access to a variety of threaded fasteners
- Run-down speeds up to 122 RPM (for PTM740)
- A wide variety of reaction fixtures are available, making this an extremely versatile tool
- These are non-impacting tools with low vibration levels
- Operate at noise levels below 85 dB (under load)
- Gearbox rotates independently from the handle so reaction forces are never transferred back to the operator
- All tools are supplied with a certificate of calibration and torque vs. pressure chart
- PTM series offers a wide range of torque output, from 74–4,500 ft-lb
- Accuracy of ±5%
- Includes case, cranked reaction fixture, tool hanger, secondary handle and male quick connect

Stock No.	Description	Torque Range (ft-lb)	Torque Range (N•m)	Square Drive Size
PTM1000	Pneumatic Torque Wrench	200–1,000	270–1,350	1
PTM1475	Pneumatic Torque Wrench	295–1,475	400–2,000	1
PTM1990	Pneumatic Torque Wrench	400–1,990	540–2700	1
PTM2950	Pneumatic Torque Wrench	590–2,950	800–4,000	1-1/2
PTM3300	Pneumatic Torque Wrench	660–3,320	900–4,500	1-1/2
PTM370	Pneumatic Torque Wrench	74–370	100–500	3/4
PTM4400	Pneumatic Torque Wrench	885–4,425	1200–6,000	1-1/2
PTM590	Pneumatic Torque Wrench	118–590	160–800	3/4
PTM740	Pneumatic Torque Wrench	147–740	200–1,000	3/4

Pneumatic Torque Filter/Regulators

PTMFRL Filter/Regulator Unit

- Filter and lubricator in one unit
- Large pressure gauge allows operator to easily select the appropriate pressure
- Adjustable lubricator provides the proper amount of lubrication for PTM series of tools



PTMFRL



- Do not exceed rated capacity
- Periodic calibration checks are necessary to maintain and assure torque tester accuracy
- Read safety precautions on pages W1 to W4

There's nothing standard about the construction and performance of these standard tools. Every screwdriver we make provides the ultimate combination of comfort, power and versatility — no matter the length, thickness, tip style or handle size.

DESIGN TOUCHES THAT DRIVE THE ENTIRE INDUSTRY.

With an inner core that maximizes torque, a middle layer that provides impact and solvent resistance, and an outer layer of textured material that improves grip, comfort and turning power, our screwdrivers are built better inside and out. They're available in seven different tip type profiles, and feature shanks that are made from special alloy steel for the utmost strength and longevity. Our pry bars are also made from precision-forged, heat-treated steel and designed to provide maximum leverage, versatility and durability.



Combination Screwdriver Sets

Type	Handle	Set Contains:					
		SGDX80BR	SGDX80BO	SGDX80BG	SGDX60BR	SGDX60BO	SGDX60BG
		Red	Orange	Green	Red	Orange	Green
Flat Tip Standard	Hard	SHD1R*	SHD1O*	SHD1G*			
	Soft	SGD2BR	SGD2BO	SGD2BG	SGD2BR	SGD2BO	SGD2BG
	Soft	SGD4BR	SGD4BO	SGD4BG	SGD4BR	SGD4BO	SGD4BG
	Soft	SGD6BR	SGD6BO	SGD6BG	SGD6BR	SGD6BO	SGD6BG
PHILLIPS® Standard	Hard	SHDP22IRR	SHDP22IRO*	SHDP22IRG*			
	—	SHDP31IRBR	SHDP31IRO	SHDP31IRG	SHDP31IRBR	SHDP31IRO	SHDP31IRG
	—	SHDP42IRBR	SHDP42IRO	SHDP42IRG	SHDP42IRBR	SHDP42IRO	SHDP42IRG
	—	SHDP63IRBR	SHDP63IRO	SHDP63IRG	SHDP63IRBR	SHDP63IRO	SHDP63IRG

*Does not include hex bolster.

Soft Grip Handle Colors



ADD SUFFIX TO STOCK NUMBER FOR SPECIAL COLORS




SGDX80BR



SGDX60BO

Cabinet Type/Soft Handle, chrome



SGDXL80BR



SGDX40BG



SGDXXL20BO

Soft Grip Handle Colors



ADD SUFFIX TO STOCK NUMBER FOR SPECIAL COLORS

Type	Set Contains:								
	SGDXL80BR	SGDXL80BO	SGDXL80BG	SGDX40BR	SGDX40BO	SGDX40BG	SGDXXL20BR	SGDXXL20BO	SGDXXL20BG
	Red	Orange	Green	Red	Orange	Green	Red	Orange	Green
Flat Tip Cabinet	SGD146BR	SGD146BO	SGD146BG						
	SGD480BR	SGD480BO	SGD480BG						
	SGD4120BR	SGD4120BO	SGD4120BG						
	SGD4160BR	SGD4160BO	SGD4160BG						
PHILLIPS® Cabinet	SGDP61BR	SGDP61BO	SGDP61BG						
	SGDP82BR	SGDP82BO	SGDP82BG						
	SGDP122BR	SGDP122BO	SGDP122BG						
	SGDP162BR	SGDP162BO	SGDP162BG						
Flat Tip Mini-Tip				SGD304BR	SGD304BO	SGD304BG			
				SGD306BR	SGD306BO	SGD306BG			
PHILLIPS® Mini-Tip				SGDP300BR	SGDP300BO	SGDP300BG			
				SGDP301BR	SGDP301BO	SGDP301BG			
Extra Long							SGD424BR	SGD424BO	SGD424BG
							SGDP242BR	SGDP242BO	SGDP242BG



• Do not use screwdrivers as pry bars, chisels or punches
• Read safety precautions on pages W1 to W4



SHDX80R



SHDX600



GSHDX80R



SHDXL800



SHDX40G

Standard/Hard Handle, chrome

Set Contains:	SHDX30R	SHDX80O	SHDX80G	SHDX60R	SHDX60O	SHDX60G
	Red	Orange	Green	Red	Orange	Green
Flat Tip Standard	SHD1R*	SHD10*	SHD1G*			
	SHD2R	SHD20	SHD2G	SHD2R	SHD20	SHD2G
	SHD4R	SHD40	SHD4G	SHD4R	SHD40	SHD4G
	SHD6R	SHD60	SHD6G	SHD6R	SHD60	SHD6G
	SHD8	SHD8	SHD8			
PHILLIPS® Standard	SHDP22IRR*	SHDP22IRO*	SHDP22IRG*			
	SHDP31IRR	SHDP31IRO	SHDP31IRG	SHDP31IRR	SHDP31IRO	SHDP31IRG
	SHDP42IRR	SHDP42IRO	SHDP42IRG	SHDP42IRR	SHDP42IRO	SHDP42IRG
	SHDP63IRR	SHDP63IRO	SHDP63IRG	SHDP63IRR	SHDP63IRO	SHDP63IRG

*Does not include hex bolster.

Hard Grip Handle Colors



R O G
ADD SUFFIX TO STOCK NUMBER FOR SPECIAL COLORS

Standard/Hard Handle

Set Contains:	GSHDX30R	SHDXL80O	SHDX40R	SHDX40O	SHDX40G
	Red	Orange	Red	Orange	Green
Flat Tip Industrial Finish Shank	GSHD1R**				
	GSHD2R				
	GSHD4R				
	GSHD6R				
	GSHD8R				
PHILLIPS® Tip Industrial Finish Shank	GSHDP22IRR*				
	GSHDP31R				
	GSHDP42R				
Flat Tip Cabinet		SHD1460			
		SHD41200			
		SHD41600			
		SHD4800			
PHILLIPS® Tip Cabinet		SHDP610			
		SHDP820			
		SHDP1220			
		SHDP1620			
Flat Tip Mini Tip			SHD304R	SHD304O	SHD304G
			SHD306R	SHD306O	SHD306G
PHILLIPS® Tip Mini Tip			SHDP300R	SHDP300O	SHDP300G
			SHDP301R	SHDP301O	SHDP301G

*Does not include hex bolster.
**Industrial Finish

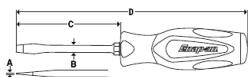
Hard Grip Handle Colors



R O G
ADD SUFFIX TO STOCK NUMBER FOR SPECIAL COLORS



SGD2BR



— Standard/Soft Handle, chrome

Red	Orange	Green	A	B	C	D
SGD2BR	SGD2BO	SGD2BG	.035	7/32	2-13/16	6-15/16
SGD4BR	SGD4BO	SGD4BG	.040	1/4	3-15/16	8-27/32
SGD6BR	SGD6BO	SGD6BG	.050	5/16	5-15/16	10-27/32
SGD8BR	SGD8BO	SGD8BG	.055	3/8	7-29/32	13-13/32
SGD10BR	SGD10BO	SGD10BG	.055	3/8	10	15-7/16

SGDS50BG 5 pc Flat Tip Instinct® Soft Grip Screwdriver Set

- Includes SGD2BG, SGD4BG and SGD6BG Flat Tip Screwdrivers plus SGD304BG and SGD306BG Miniature Flat Tip Screwdrivers

SGDS50BO 5 pc Flat Tip Instinct® Soft Grip Screwdriver Set

- Includes (3) flat tip screwdrivers and (2) miniature flat tip screwdrivers

SGDS50BR 5 pc Flat Tip Instinct® Soft Grip Screwdriver Set

- Includes (3) flat tip screwdrivers and (2) miniature flat tip screwdrivers



SGD306BR

— Mini Tip/Soft Handle, chrome

Red	Orange	Green	A	B	C	D
SGD304BR	SGD304BO	SGD304BG	.020	1/8	3	5-7/8
SGD306BR	SGD306BO	SGD306BG	.030	3/16	3	5-7/8



SGD480BR

— Cabinet Type/Soft Handle, chrome

Red	Orange	Green	A	B	C	D
SGD146BR	SGD146BO	SGD146BG	.030	3/16	5-13/16	10-1/8
SGD1410BR	SGD1410BO	SGD1410BG	.032	3/16	10	14-5/32
SGD1416BR	SGD1416BO	SGD1416BG	.032	3/16	16	20-5/32
SGD480BR	SGD480BO	SGD480BG	.032	1/4	7-15/16	12-3/4
SGD4100BR	SGD4100BO	SGD4100BG	.032	1/4	9-15/16	14-3/4
SGD4120BR	SGD4120BO	SGD4120BG	.032	1/4	11-15/16	16-3/4
SGD4160BR	SGD4160BO	SGD4160BG	.032	1/4	15-15/16	20-3/4



SGDS50BR

Hard Grip Handle Colors



ADD SUFFIX TO STOCK NUMBER FOR SPECIAL COLORS



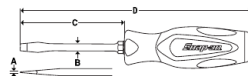
SGD424BG

— Extra Long/Soft Handle, industrial finish

Red	Orange	Green	A	B	C	D
SGD424BR	SGD424BO	SGD424BG	.046	1/4	24	28-3/4



SHD6R



— Standard/Hard Handle, chrome

Red	Orange	Green	A	B	C	D
SHD1R*	SHD1O*	SHD1G*	.040	1/4	1-7/8	3-3/4
SHD2R	SHD2O	SHD2G	.035	7/32	2-13/16	6-15/16
SHD4R	SHD4O	SHD4G	.040	1/4	3-15/16	8-27/32
SHD6R	SHD6O	SHD6G	.050	5/16	5-15/16	10-27/32
SHD8R	SHD8O	SHD8G	.055	3/8	7-29/32	13-13/32
SHD10R	SHD10O	SHD10G	.055	3/8	10	15-7/16

*Does not include hex bolster.



SHD304R

Mini Tip/Hard Handle, chrome

Red	Orange	Green	A	B	C	D
SHD304R	SHD304O	SHD304G	.018	1/8	3	5-7/8
SHD306R	SHD306O	SHD306G	.030	3/16	3	5-7/8



GSHD4R

— Standard/Hard Handle, industrial finish

Industrial/Red	A	B	C	D
GSHD1R*	.037	1/4	1-1/2	3-3/4
GSHD2R	.032	7/32	2-7/8	7
GSHD4R	.037	1/4	4	8-7/8
GSHD6R	.046	5/16	6	10-27/32
GSHD8R	.050	3/8	8	13-13/32

*Does not include hex bolster.



SHD41600

Cabinet Type/Hard Handle, chrome

Orange	A	B	C	D
SHD146O	.030	.210 (3/16)	3/16	6
SHD480O	.032	1/4	1/4	8
SHD4120O	.032	1/4	1/4	12
SHD4160O	.032	1/4	1/4	16



• Do not use screwdrivers as pry bars, chisels or punches
• Read safety precautions on pages W1 to W4

FLAT TIP/POCKET AND SPARK TEST



SDD2040

— Pocket, chrome

Stock No.	Type	Description	A	D
SDD2040	Pocket	Flat Tip Pocket Screwdriver	.025	4-3/4
SDD2240*	Pocket	Flat Tip Pocket Distributor Screwdriver	.025	4-3/4

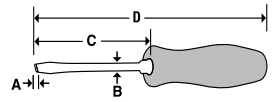
*Magnet on handle



SDD214

— Spark Test, chrome

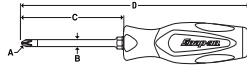
Stock No.	Type	Description	A	D
SDD214	Spark Test	Flat Tip Spark Test Screwdriver	.025 x 1/8	5-1/8



SOFT HANDLE PHILLIPS® INSTINCT®



SGDP42IRBR



✦ Standard/Soft Handle, chrome

Red	Orange	Green	A	B	C	D
SGDP31RBR	SGDP31RBO	SGDP31RBG	#1	3/16	2-31/32	7-1/8
SGDP42RBR	SGDP42RBO	SGDP42RBG	#2	1/4	3-31/32	8-7/8
SGDP62RBR	SGDP62RBO	SGDP62RBG	#2	1/4	6	10-7/8
SGDP63RBR	SGDP63RBO	SGDP63RBG	#3	5/16	6	10-13/16
SGDP64RBR	SGDP64RBO	SGDP64RBG	#4	3/8	6	11-1/2
SGDP84RBR	SGDP84BO	SGDP84BG	#4	3/8	8	15-5/8



SGDP82BR

✦ Cabinet Type/Soft Handle, chrome

Red	Orange	Green	A	B	C	D
SGDP101BR	SGDP101BO	SGDP101BG	#1	3/16	6	10
SGDP102BR	SGDP102BO	SGDP102BG	#2	1/4	8	13
SGDP122BR	SGDP122BO	SGDP122BG	#2	1/4	16	21
SGDP162BR	SGDP162BO	SGDP162BG	#2	1/4	12	17
SGDP61BR	SGDP61BO	SGDP61BG	#2	1/4	9-3/8	14-1/4
SGDP82BR	SGDP82BO	SGDP82BG	#1	3/16	10	14-1/8

SGDP50BG 5 pc Phillips® Instinct® Soft Grip Screwdriver Set

- Includes SGDP31IRBG, SGDP42IRBG and SGDP63IRBG Phillips® Tip Screwdrivers plus SGDP300BG and SGDP301BG Miniature Phillips® Tip Screwdrivers (5 pc)

SGDP50BO 5 pc Phillips® Instinct® Soft Grip Screwdriver Set

- Includes SGDP31RBO, SGDP42RBO and SGDP63RBO Phillips® Tip Screwdrivers plus SGDP300BO and SGDP301BO Miniature Phillips® Tip Screwdrivers (5 pc)

SGDP50BR 5 pc Phillips® Instinct® Soft Grip Screwdriver Set

- Includes SGDP31RBR, SGDP42RBR and SGDP63RBR Phillips® Tip Screwdrivers plus SGDP300BR and SGDP301BR Miniature Phillips® Tip Screwdrivers (5 pc)

Hard Grip Handle Colors



ADD SUFFIX TO STOCK NUMBER FOR SPECIAL COLORS



SGDP50BR



SGDP300BR

✦ Mini Tip/Soft Handle, chrome

Red	Orange	Green	A	B	C	D
SGDP300BR	SGDP300BO	SGDP300BG	#0	1/8	3	6
SGDP301BR	SGDP301BO	SGDP301BG	#1	3/16	3	6



SGDP216BR

✦ Extra Long/Soft Handle

Red	Orange	Green	A	B	C	D
SGDP116BR	SGDP116BO	SGDP116BG	#1	3/16	16	20-5/32
SGDP216BR	SGDP216BO	SGDP216BG	#2	3/16	16	20-5/32
SGDP242BR	SGDP242BO	SGDP242BG	#2	1/4	24	28-3/4



SGDDP50BR

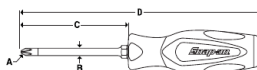
Diamond Tip

- Diamond particles "bite" into fasteners which minimizes slipping
- Diamond particles are extremely hard for long lasting performance and minimal wear
- Hex shape blades allow a wrench to be used for higher torque applications
- Tip identifier on the crown helps to quickly identify the needed tool

Red	A	B	C	D	Blade	
SGDDP31RBR	#1	.197	3	7-5/32	SSDDP31RB	•
SGDDP42RBR	#2	.236	4	8-29/32	SSDDP42RB	•
SGDDP61RBR	#1	.197	6	10-5/32	SSDDP61RB	•
SGDDP62RBR	#2	.236	6	10-29/32	SSDDP62RB	•
SGDDP63RBR	#3	.315	5-3/4	10-5/8	SSDDP63RB	•

Set Contains:

SGDDP50BR



✦ Standard/Hard Handle, chrome

Red	Orange	Green	A	B	C	D
SHDP22IRR*	SHDP22IRO*	SHDP22IRG*	#2	1/4	1-5/8	3-1/2
SHDP31IRR	SHDP31IRO	SHDP31IRG	#1	3/16	2-31/32	7-1/8
SHDP42IRR	SHDP42IRO	SHDP42IRG	#2	1/4	3-31/32	8-7/8
SHDP62IRR	SHDP62IRO	SHDP62IRG	#2	1/4	6	10-13/32
SHDP63IRR	SHDP63IRO	SHDP63IRG	#3	5/16	5-29/32	10-13/16
SHDP64IRR	SHDP64IRO	SHDP64IRG	#4	3/8	6	11-1/2

*Does not include hex bolster.



✦ Standard/Hard Handle, industrial finish

Industrial/Red	A	B	C	D
GSHDP22IRR*	#2	1/4	1-1/2	3-3/4
GSHDP31R	#1	3/16	3	7-1/4
GSHDP42R	#2	1/4	4	8-7/8

*Does not include hex bolster.



✦ Cabinet Type/Hard Handle, chrome

Chrome/Orange	A	B	C	D
SHDP610	#1	3/16	6	10-1/4
SHDP820	#2	1/4	8	12-7/8
SHDP1220	#2	1/4	12	16-3/4
SHDP1620	#2	1/4	16	20-3/4



MINI TIP AND POCKET INSTINCT®



✦ Mini Tip/Hard Handle, chrome

Orange	Red	Green	A	B	C	D
SHDP3000	SHDP300R	SHDP300G	#0	1/8	3	5-13/16
SHDP3010	SHDP301R	SHDP301G	#1	3/16	3	5-13/16



✦ Pocket, chrome

Orange	A	B	C	D
SDDP204B0	#1	1/8	2	4-7/8

SOFT GRIP Blue-Point®

Soft Grip Combination Sets

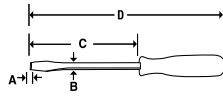
	Stock No.	Tip Size	Blade Length, inches	Length, inches	Set Contains:
Flat Tip	BSGD3	1/8	3	6-1/2	•
	BSGD4	7/32	5	9	•
	BSGD5	1/4	6	10-1/4	•
	BSGD6	5/16	7	11-1/4	•
	BSGD7	3/8	8	12-3/8	•
Phillips®	BSGDP41	#1	4	8	•
	BSGDP52	#2	5	9-1/4	•

BSGDx70
Set Contains:



• Do not use screwdrivers as pry bars, chisels or punches
• Read safety precautions on pages W1 to W4

ELECTRONIC SERVICE



SSDEP61C

Electronic Thin Blade/Flat Tip

Flat Tip Electronic Thin Blade Screwdriver

- Handles have recessed ends for fingertip pressure

Stock No.	A	B	C	D
SSDE42C	.018 x 1/8	1/8	2	5-5/16
SSDE43C	.018 x 1/8	1/8	3	6-5/16
SSDE44C	.018 x 1/8	1/8	4	7-5/16
SSDE46C	.018 x 1/8	1/8	6	9-5/16
SSDE48C	.018 x 1/8	1/8	8	11-5/16
SSDE63C	.030 x 3/16	3/16	3	9-9/16
SSDE64C	.028 x 3/16	3/16	4	7-9/16
SSDE66C	.030 x 3/16	3/16	6	6-9/16
SSDE68C	.028 x 3/16	3/16	8	11-9/16
SSDE610C	.030 x 3/16	3/16	10	13-9/16
SSDEP30C	#0	1/8	3	6-3/8
SSDEP31C	#1	3/16	3	6-5/8
SSDEP61C	#1	3/16	6	9-5/8



SSDE33C

Potentiometer Adjuster, chrome

Stock No.	A	B	C	D
SSDE33C	.015 x 3/32	3/32	3	5-9/16



SGDEH70ESD

Electronic Miniature/Hex

Set Contains:

Stock No.	A	B	C	D
SGDEH304ESD	1/16	3/32	2	5-1/2
SGDEH306ESD	3/32	1/8	3	6-1/2
SGDEH307ESD	7/64	3/16	3	6-1/2
SGDEH315ESD	1.5 mm	3/32	2	5-1/2
SGDEH320ESD	2 mm (5/64")	3/32	2	5-1/2
SGDEH325ESD	2.5 mm	3/32	3	6-1/2
SGDEH330ESD	3 mm	3/16	3	6-1/2

Storage case included.



SGDE70ESD

Electronic Miniature

- Made with electrostatic dissipative (ESD) safe material that protects against the transfer of static charges; important when working around sensitive electronic components that can be damaged by static charges.
- ESD mark on each tool
- Blade tip finish is industrial black
- Rotating handle for detail work

— + Electronic Miniature

Set Contains:

	Stock No.	A	B	C	D
Flat Tip	SGDE215ESD	1.5 mm	1/8	2	5-1/2
	SGDE220ESD	2 mm	3/32	2	5-3/4
	SGDE225ESD	2.5 mm	3/32	2	5-3/4
	SGDE230ESD	3 mm	1/8	2	5-3/4
Phillips®	SGDEP200ESD	#00	1/8	2	5-3/4
	SGDEP20ESD	#0	1/8	2	5-3/4
	SGDEP21ESD	#1	3/16	3	6-1/2

Storage case included.



SGDET70ESD

Electronic Miniature/TORX®

Set Contains:

Stock No.	A	B	C	D
SGDET26ESD	T6	1/8	2	5-1/2
SGDET27ESD	T7	1/8	2	5-1/2
SGDET28ESD	T8	1/8	2	5-1/2
SGDET29ESD	T9	1/8	2	5-1/2
SGDET210ESD	T10	1/8	2	5-1/2
SGDET215ESD	T15	3/16	3	6-1/2
SGDET220ESD	T20	3/16	3	6-1/2

Storage case included.



SGDEL40ESD

Electronic Miniature/Long

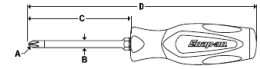
Set Contains:

Stock No.	A	B	C	D
SGDEL8ESD	—	1/8	8	11-3/8
SGDELP8ESD	#0	1/8	8	11-3/8
SGDEL10ESD	—	3/16	10	13-3/8
SGDELP10ESD	#1	3/16	10	13-3/8

Standard/Soft Handle, chrome

- Designed for internal type TORX® fasteners commonly used in automotive and industrial applications

							Set Contains:			
							SGDTX90BR	SGDTX90BO	SGDTX90BG	SGDTX50BR
Red	Orange	Green	A	B	C	D	Red	Orange	Green	Red
SGDTX38BR	SGDTX38BO	SGDTX38BG	T8	3/16	3	7-1/4	•	•	•	
SGDTX310BR	SGDTX310BO	SGDTX310BG	T10	3/16	3	7-1/4	•	•	•	
SGDTX315BR	SGDTX315BO	SGDTX315BG	T15	3/16	3	7-1/4	•	•	•	•
SGDTX320BR	SGDTX320BO	SGDTX320BG	T20	3/16	3	7-1/4	•	•	•	•
SGDTX425BR	SGDTX425BO	SGDTX425BG	T25	1/4	4	8-7/8	•	•	•	•
SGDTX427BR	SGDTX427BO	SGDTX427BG	T27	1/4	4	8-7/8	•	•	•	•
SGDTX430BR	SGDTX430BO	SGDTX430BG	T30	1/4	4	8-7/8	•	•	•	•
SGDTX640BR	SGDTX640BO	SGDTX640BG	T40	5/16	6	10-7/8	•	•	•	•
SGDTX645BR	SGDTX645BO	SGDTX645BG	T45	5/16	6	10-7/8	•	•	•	•



SGDTX90BR

Long/Soft Handle, chrome

- Offers more torque with less cam-out
- Longer exposed lengths provide access to difficult to reach fasteners such as head/tail light assemblies
- Thin blade diameters provide optimal clearance yet alloy offers strength to handle torque/turning force

							Set Contains:		
							SGDTXL70BR	SGDTXL70BO	SGDTXL70BG
Red	Orange	Green	A	B	C	D	Red	Orange	Green
SGDTX1008BR	SGDTX1008BO	SGDTX1008BG	T8	3/16	10	14-1/8	•	•	•
SGDTX1010BR	SGDTX1010BO	SGDTX1010BG	T10	3/16	10	14-1/8	•	•	•
SGDTX1015BR	SGDTX1015BO	SGDTX1015BG	T15	3/16	10	14-1/8	•	•	•
SGDTX1020BR	SGDTX1020BO	SGDTX1020BG	T20	3/16	10	14-1/8	•	•	•
SGDTX1225BR	SGDTX1225BO	SGDTX1225BG	T25	1/4	12	16-7/8	•	•	•
SGDTX1227BR	SGDTX1227BO	SGDTX1227BG	T27	1/4	12	16-7/8	•	•	•
SGDTX1230BR	SGDTX1230BO	SGDTX1230BG	T30	1/4	12	16-7/8	•	•	•

Hard Grip Handle Colors



SGDTXL70BR

POZIDRIV®

SGDZ42BR Pozidriv® Instinct® Soft Grip Screwdriver

- Tips have wedges for a tight fit on Pozidriv® fasteners
- Phillips® tip drivers should not be used on Pozidriv® fasteners as they will ride out of the recess and round tool and screw recess corners



SGDZ42BR

Mini-Tip/Soft Handle, chrome

- Designed for internal type TORX® fasteners commonly used in automotive and industrial industries

							Set Contains:		
							SGTX40BR	SGTX40BO	SGTX40BG
Red	Orange	Green	A	B	C	D	Red	Orange	Green
SGDT308BR	SGDT308BO	SGDT308BG	T8	3/16	3	5-7/8	•	•	•
SGDT310BR	SGDT310BO	SGDT310BG	T10	3/16	3	5-7/8	•	•	•
SGDT315BR	SGDT315BO	SGDT315BG	T15	3/16	3	5-7/8	•	•	•
SGDT320BR	SGDT320BO	SGDT320BG	T10	3/16	3	5-7/8	•	•	•



SGTX40BR

Tamper Resistant/Soft Handle, chrome

- Hole in the end of each bit tip fits over center peg in TORX® tamper resistant fasteners

						Set Contains:
						SGDTRX50BR
Red	A	B	C	D	Red	
SGDTRX315BR	T15	3/16	3	7-1/4	•	
SGDTRX320BR	T20	3/16	3	7-1/4	•	
SGDTRX425BR	T25	1/4	4	8-7/8	•	
SGDTRX427BR	T27	1/4	4	8-7/8	•	
SGDTRX430BR	T30	1/4	4	8-7/8	•	



SGDTRX50BR

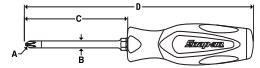


• Do not use screwdrivers as pry bars, chisels or punches
 • Read safety precautions on pages W1 to W4

TORX® TIP SOFT HANDLE *INSTINCT*



SGDTRXL70BR




★ Tamper Resistant/Soft Handle/Long, chrome

- Hole in the end of each bit tip fits over center peg in TORX® tamper resistant fasteners
- Common uses include door and interior trim panels, headlight assemblies and switch modules

Set Contains:
SGDTRXL70BR

Red	A	B	C	D	Red
SGDTRX608BR	T8	3/16	6	10	•
SGDTRX610BR	T10	3/16	6	10	•
SGDTRX615BR	T15	3/16	6	10	•
SGDTRX620BR	T20	3/16	6	10	•
SGDTRX825BR	T25	1/4	8	12-3/4	•
SGDTRX827BR	T27	1/4	8	12-3/4	•
SGDTRX830BR	T30	1/4	8	12-3/4	•



SGTRXL40BR

★ Tamper Resistant/Soft Handle/Long Mini-Tip, chrome

- Hole in the end of each bit tip fits over center peg in TORX® tamper resistant fasteners

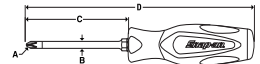
Set Contains:
SGTRXL40BR

Red	A	B	C	D	Red
SGDTR608B	T8	3/16	6	8-7/8	•
SGDTR610B	T10	3/16	6	8-7/8	•
SGDTR615B	T15	3/16	6	8-7/8	•
SGDTR620B	T20	3/16	6	8-7/8	•

TORX® TIP HARD HANDLE *INSTINCT*



SHDTX900



★ Standard/Hard Handle, chrome

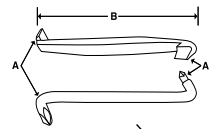
Set Contains:
SHDTX900

Orange	A	B	C	D	Orange
SHDTX380	T8	3/16	3	7-1/4	•
SHDTX3100	T10	3/16	3	7-1/4	•
SHDTX3150	T15	3/16	3	7-1/4	•
SHDTX3200	T20	3/16	3	7-1/4	•
SHDTX4250	T25	1/4	4	8-7/8	•
SHDTX4270	T27	1/4	4	8-7/8	•
SHDTX4300	T30	1/4	4	8-7/8	•
SHDTX6400	T40	5/16	6	10-7/8	•
SHDTX6450	T45	5/16	6	10-7/8	•

SPECIAL APPLICATION



ST50A



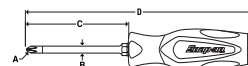
— + 90° Offset, chrome

Set Contains:
ST50A

Stock No.	Product Type	A	B	
120SSDP	PHILLIPS®	#1 and #2	4-3/4	•
340SSDP	PHILLIPS®	#3 and #4	6	•
10SSD	Flat Tip	.040 x 1/4	4	•
20SSD	Flat Tip	.050 x 5/16	4-11/16	•
30SSD	Flat Tip	.060 x 3/8	5-1/2	•

Ball Hex Tip/Soft Handle, Metric

			Set Contains:				SGABM900BR			SGABM900BO			SGABM900BG		
Red	Orange	Green	A	B	C	D	Red	Orange	Green	Red	Orange	Green	Red	Orange	Green
SGABM20BR	SGABM20BO	SGABM20BG	2	1/8	3	5.83	•	•	•	•	•	•	•	•	•
SGABM25BR	SGABM25BO	SGABM25BG	2.5	1/8	3	5.83	•	•	•	•	•	•	•	•	•
SGABM30BR	SGABM30BO	SGABM30BG	3	3/16	3	7.15	•	•	•	•	•	•	•	•	•
SGABM40BR	SGABM40BO	SGABM40BG	4	3/16	3	7.15	•	•	•	•	•	•	•	•	•
SGABM50BR	SGABM50BO	SGABM50BG	5	3/16	3	7.15	•	•	•	•	•	•	•	•	•
SGABM60BR	SGABM60BO	SGABM60BG	6	5/16	4	8.9	•	•	•	•	•	•	•	•	•
SGABM70BR	SGABM70BO	SGABM70BG	7	5/16	6	10.9	•	•	•	•	•	•	•	•	•
SGABM80BR	SGABM80BO	SGABM80BG	8	5/16	6	10.9	•	•	•	•	•	•	•	•	•
SGABM100BR	SGABM100BO	SGABM100BG	10	3/8	8	13.5	•	•	•	•	•	•	•	•	•



SGABM900BR

Ball Hex Tip/Soft Handle, SAE

			Set Contains:				SGAB1000BR			SGAB1000BO			SGAB1000BG		
Red	Orange	Green	A	B	C	D	Red	Orange	Green	Red	Orange	Green	Red	Orange	Green
SGAB6BR	SGAB6BO	SGAB6BG	3/32	1/8	3	5.83	•	•	•	•	•	•	•	•	•
SGAB7BR	SGAB7BO	SGAB7BG	7/64	1/8	3	5.83	•	•	•	•	•	•	•	•	•
SGAB8BR	SGAB8BO	SGAB8BG	1/8	3/16	3	7.15	•	•	•	•	•	•	•	•	•
SGAB9BR	SGAB9BO	SGAB9BG	9/64	3/16	3	7.15	•	•	•	•	•	•	•	•	•
SGAB10BR	SGAB10BO	SGAB10BG	5/32	3/16	3	7.15	•	•	•	•	•	•	•	•	•
SGAB12BR	SGAB12BO	SGAB12BG	3/16	3/16	3	7.15	•	•	•	•	•	•	•	•	•
SGAB14BR	SGAB14BO	SGAB14BG	7/32	5/16	4	8.9	•	•	•	•	•	•	•	•	•
SGAB16BR	SGAB16BO	SGAB16BG	1/4	5/16	4	8.9	•	•	•	•	•	•	•	•	•
SGAB20BR	SGAB20BO	SGAB20BG	5/16	5/16	6	10.9	•	•	•	•	•	•	•	•	•
SGAB24BR	SGAB24BO	SGAB24BG	3/8	3/8	8	13.5	•	•	•	•	•	•	•	•	•



SGAB1000BR

Hard Grip Handle Colors



ADD SUFFIX TO STOCK NUMBER FOR SPECIAL COLORS

DZUS® Fastener, chrome

- For Dzus® type fasteners used in aircraft and auto racing applications

Stock No.	Tip Thickness, inches	Tip Width, inches	Blade Length Exposed, inches	Length, inches
S6180	3/64	3/64	2	6-13/32
S6189	1/32	19/64	2	5-47/64



S6180

S6189

Reversible Blade Screwdriver and Sets

		Set Contains:	
Stock No.	Description	SDDD101	SDDD41
SDMDP1S4	PH#1/S4 bit	•	
SDMP2S4	PH#2/S4 bit	•	
SDMDT10T15	T10/T15 bit	•	
SDMDT20T25	T20/T25 bit	•	
SDDD-1	Tube	•	•
SDMD4P1S4	PH#1/S4 bit		•
SDMD4P2S4	PH#2/S4 bit		•

SDDD101 Reversible Blade Screwdriver Set

- Includes (4) reversible bits for (8) different tip sizes: 1/4" and 3/16" flat tips, Phillips® #1 and #2 tips, TORX® T15, T20, T25 and T30 tips
- Individual 1/4" and 5/16" nut drivers
- Durable, classic hard handle is textured for a sure grip

SDDD41 Reversible Blade Screwdriver Set

- Includes two reversible bits for four different tip sizes: 9/32" and 13/64" flat tip, #1 and #2 Phillips® tip
- Durable, classic hard handle is textured for a sure grip



SDDD101

SDDD41



• Do not use screwdrivers as pry bars, chisels or punches
• Read safety precautions on pages W1 to W4

SPECIAL APPLICATION



CM6551A

Miniature, chrome

CM6551A 5 pc Miniature Screwdriver Set

- Includes four blades in the following flat tip sizes: .055", .070", .080" and .100"
- Includes awl and plastic pouch



S6560

TORX® Insert Bits

S6560 T60 TORX® Bit

- Small diameter shaft can clear ABS tone ring and still engage bolt heads
- Ball and spring retention keeps sockets secure
- 4.6" long T60 TORX® with 9/16" hex on other end for use with a socket or wrench
- Can be used with other sockets for optimum positioning
- Rated for use with an impact tool



SDDDM1AR

Pocket Screwdrivers with Reversible Bit

Green	Orange	Red	Replacement Bit
SDDDM1AG	SDDDM1AO	SDDDM1AR	SDM3D24



SGDQ16KT

Pop-up Screwdriver and Diamond Bit Set

SGDQ16KT Screwdriver Kit

- Easy-to-use, spring-loaded shank can adjust to different lengths for clearance as well as compact storage
- Shank can be fully released to allow use with cordless drills
- Highly engineered collet incorporates both a magnetic and mechanical locking system to securely hold bits
- Rotating collet sleeve for spinning when quickly setting/removing fasteners
- Diamond particles bite into fasteners which minimizes cam-out and stripping
- Kit includes: SGDQ6 Pop up Screwdriver, SDMD221, SDMD223 Phillips® Diamond Bits (#1, #2, #3), SDMD213 Flat Tip Diamond Bit, SDMDT10, SDMDT30 TORX® Diamond Bits (T10-T30) and SDMD321, SDMD323 Power Phillips® Diamond Bits (#1, #2, #3) in PAKSC062 Nylon Pouch

SGDQ6 Pop Up Shank Screwdriver



SDDR40

Square Tip

- Square tip screwdrivers offer excellent fastener engagement
- Tips are precision cut and vapor blasted for optimal grip
- Intended for use on #3 through #12 square tip fasteners

Set Contains: SDDR40

Stock No.	Color	Tip	C	D	
SDDR0B30Y	Yellow	#0	3	6-21/32	•
SDDR0B31G	Green	#1	3	6-21/32	•
SDDR0B42R	Red	#2	4	8-13/32	•
SDDR0B43	Black	#3	4	8-13/32	•



SSF1



SSFP1



SSFP2

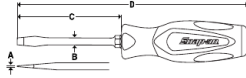
Low Profile Screwdrivers

- Screwdriver provides ability to turn screws in extremely limited access areas where other products cannot reach
- Special alloy steel screwdriver bits are the shortest bits possible (10mm) but still allow for full engagement of the screw
- Heat treated contoured handle for comfort and ease of use
- Flat, low profile design fits in extremely tight areas
- Applications include automotive, marine, small engine, motorcycle assembly, aviation and aerospace
- Tether hole in handle to help prevent FOD (Foreign Object Damage)

Stock No.	Description	Length, inches
SSFP1	#1 PHILLIPS® Tip	4.27
SSFP2	#2 PHILLIPS® Tip	4.27
SSF1	Flat Tip	4.27

Marine Plug Screwdriver

- Intended for use on marine plugs and other large-slotted fasteners requiring high torque
- SGD155 series features a large hex bolster for wrench-assisted turning



Red	Orange	Green	A	B	C	D
SGD153BR	—	—	.050	3/8	2-3/4	8-1/4
SGD155CR	SGD155CO	SGD155CG	.050	1/2	2-29/32	10-3/8



SGD153BR



SGD155CR

Push-Pull Spring Tools

- Designed to securely hold and maneuver small to medium size springs
- Deep V-groove tip and C-groove capture prevents spring from sliding off
- Thicker shank versus picks
- Comfortable, durable acetate handle
- Use to remove light-duty to medium-duty compression or extension springs, door springs, latch springs, deck tensioner and stabilizer springs on tractors/mowers, brake adjuster springs and throttle return springs
- Use to move/position thick gauge wire and harnesses, to pull cotter pins/latch pins and for recessed can lights with internal springs
- Important: These spring tools are non-insulated and should only be used in non-energized applications

Red	Orange	Green	A	B	C	D
SPRG618R	SPRG618O	SPRG618G	3/32	3/16	5-29/32	9-9/16
SPRG625R	SPRG625O	SPRG625G	7/64	1/4	5-29/32	10-5/16

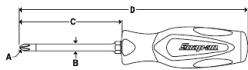


SPRG618O



SPRG625O

POZIDRIV® HARD HANDLE INSTINCT



✦ POZIDRIV® Standard/Hard Handle, chrome

- Walls on tips are less tapered than Phillips® tips
- Tips have wedges for a tight fit on Pozidriv® fasteners
- Important: Phillips® tip drivers should not be used on Pozidriv® fasteners (and vice versa), as they will ride out of the recess and round tool and screw recess corners

Set Contains: SHDZ40R

Stock No.	A	B	C	D	
SHDZ22R	#2	1/4	1-1/2	3-3/4	
SHDZ31R	#1	3/16	3	7-1/4	•
SHDZ42R	#2	1/4	4	8-7/8	•
SHDZ63R	#3	5/16	6	10-7/8	•
SHDZ84R	#4	3/8	8	13-7/16	•



SHDZ40R

RATCHETING SCREWDRIVERS Blue-Point®

Ratcheting (Blue-Point®)

BSGDMR6 6-Bit Ratcheting Standard Screwdriver (Blue-Point®)

- 45-tooth ratcheting mechanism ensures precise positioning and movement
- Bits are stored in a bit magazine inside the handle
- Includes (6) 1/4" hex bits: flat tip (4.5 and 5.5), Phillips® (#1 and #2) and TORX® (T15 and T20)
- Bits are a consumable and carry no warranty



BSGDMR6



- Do not use screwdrivers as pry bars, chisels or punches
- Do not use "cheater bars" on handles
- Read safety precautions on pages W1 to W4

RATCHETING SCREWDRIVERS/SOFT GRIP HANDLE SYSTEM



Red, orange or green – pick your preference with a complete screwdriver from the Soft Grip Ratcheting Screwdriver System. Perfectly matched combinations of magnetic bit holding shanks and handles means a perfect match to the technician’s particular requirements.



SGDMRCE44



SGDMRC44B0



SGDMRC11A0

SGD Series Screwdrivers Feature:

- High-quality, interchangeable knurled stainless steel shanks
- Strong magnetic bit retention
- Smooth ratcheting mechanism (U.S. Patent 7,213,491)
- Soft, solvent-resistant handle material provides a comfortable, non-slip surface (Patent 421,888)
- “Thumbs Up” forward/lock/reverse lever for easy directional changes

All Handles

- Soft, solvent-resistant cover material to provide a positive gripping surface
- “Thumbs up” forward/reverse lever for quick directional changes
- High quality knurled stainless steel shanks
- Contoured thumb stop at base of handle helps user apply maximum pressure to the fastener
- Smooth ratcheting mechanism
- Use with any SGDMRC series interchangeable blades and shanks
- Patented ergonomic handle shape provides comfort and control
- Comfort crown of handle cap provides low-friction surface for palm while turning

5-Position Handle

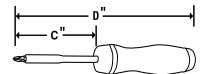
- Features 0°, 30° and 60° locking positions for optimal ergonomics (U.S. Patent 7,481,135)
- Designed for right or left-hand operation
- Handle stores up to (7) insert bits

Stubby Handle

- Compact size for limited clearance applications
- No bit storage in handle

Standard Handle

- Cap functions as a bit holder when working in tight quarters
- Handle stores up to 10 bits



5 Position Handle Ratcheting Screwdrivers



5-Position

	Stock No.	Handle	Shank	Flat Tip Bit	Phillips® Bit	C	D
5-Position	SGDMRCE44	SGDMRCE4	SGDMRC1-10	SDM213B	SDM222IRB	2-5/8	8-1/2
	SGDMRCE44G	SGDMRCE4G	SGDMRC1-10	SDM213B	SDM222IRB	2-5/8	8-1/2
	SGDMRCE44O	SGDMRCE4O	SGDMRC1-10	SDM213B	SDM222IRB	2-5/8	8-1/2
Standard	SGDMRC44B	SGDMRC4A	SGDMRC4-40	SDM213B	SDM222IRB	3-7/8	9-3/4
	SGDMRC44BG	SGDMRC4AG	SGDMRC4-40	SDM213B	SDM222IRB	3-7/8	9-3/4
	SGDMRC44BO	SGDMRC4AO	SGDMRC4-40	SDM213B	SDM222IRB	3-7/8	9-3/4
Stubby	SGDMRC11A	SGDMRC1A	SGDMRC1-10	—	SDM222IRB	2	4-1/2
	SGDMRC11AG	SGDMRC1AG	SGDMRC1-10	—	SDM222IRB	2	4-1/2
	SGDMRC11AO	SGDMRC1AO	SGDMRC1-10	—	SDM222IRB	2	4-1/2

All stubby screwdrivers include Phillips® Tip Bit: SDM222IRB



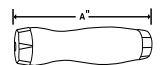
SGDMRC1A



SGDMRCE4G



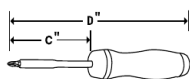
SGDMRC4A0



Soft Grip Handles

Red	Green	Orange	Handle Type	A
SGDMRC1A	SGDMRC1AG	SGDMRC1AO	Stubby	2-5/8
SGDMRC4A	SGDMRC4AG	SGDMRC4AO	Standard	6
SGDMRCE4	SGDMRCE4G	SGDMRCE4O	5-Position	5-7/8

Stubby Handle



Stock No.	Handle Type	Color	C	D
SSDMR1A	Stubby	Black	1-15/16	4-5/16
SSDMR1AO	Stubby	Orange	1-15/16	4-5/16

Includes SDM222IRB #2 Phillips® ACR® Bit. To service the drivers above, order RKRSSDMR4AC (Ratcheting Screwdriver Service Kit).



SSDMR1A

Standard Handle

- Solid steel knurled shank with strong internal magnet
- Smooth ratchet action for precise control
- Contoured hard handle for comfort and easy maintenance
- Secure threaded end cap stores up to (8) insert bits

Stock No.	Handle Type	Color	C	D
SSDMR4B	Standard	Black	3-25/32	8-3/4
SSDMR4BO	Standard	Orange	3-25/32	8-3/4
SSDMR4BR	Standard	Red	3-25/32	8-3/4
SSDMR4BG	Standard	Green	3-25/32	8-3/4

Includes SDM211B (3/16") and SDM213B (9/32") Flat Tip bits plus SDM221IRB (#1), SDM222IRB (#2) and SDM223IRB (#3) Phillips® ACR® bits. To service the drivers above, order RKRSSDMR4AC (Ratcheting Screwdriver Service Kit).



SSDMR4BR

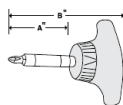


SSDMR4BO

Long Handle

Stock No.	Handle Type	Color	C	D
SSDMR8A	Long	Black	7-7/16	12-15/16
SSDMR8AO	Long	Orange	7-7/16	12-15/16

Includes SDM211B (3/16") and SDM213B (9/32") Flat Tip bits plus SDM221IRB (#1), SDM222IRB (#2) and SDM223IRB (#3) Phillips® ACR® bits. To service the drivers above, order RKRSSDMR4AC (Ratcheting Screwdriver Service Kit).



SSDMR8AO

T-Handle

Stock No.	Handle	Color	A	B
SSDMRT1R	T-Handle, Stubby	Red	2	3-15/16
SSDMRT1O	T-Handle, Stubby	Orange	2	3-15/16

Stock No.	Handle	Color	A	B
SSDMRT4R	Standard	Red	3-7/8	5-27/32
SSDMRT4O	Standard	Orange	3-7/8	5-27/32


Stock No.	Handle	Color	A	B
SSDMRT8A	Long	Black	8	10

Includes the following bit: SDM222IRB #2 Phillips® ACR®. To service the drivers above, order RKRSSDMR4AC (Ratcheting Screwdriver Service Kit).



SSDMRT4R

SSDMRT1O



SSDMRT8A

Interchangeable Shanks

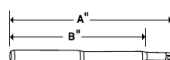
- Use with handles in the soft grip ratcheting screwdriver system
- Neodymium magnet in shank holds bit securely (U.S. Patent RE36,797)
- 1/4" square drive shanks in standard and flexible styles allow attachment of a wide range of 1/4" drive sockets and accessories

1/4" Speeder Shank

- Ideal for aviation technicians and other applications where accessibility is limited

Stock No.	Description	A	B
SGDMRC1-10	Magnetic Shank/Bit Holder	3-1/4	2
SGDMRC4-40	Magnetic Shank/Bit Holder (5")	5	3-3/4
SGDMRC4-80	Magnetic Shank/Bit Holder	9	7-3/4
SGDMRC4-TM4	1/4" Square Drive Shank	5	3-3/4
SGDMRC4-TMF4	Flexible 1/4" Square Drive Shank	6-1/4	5
SGDMRC4-C6*	Magnetic Non-Conductive Composite Shank/Bit Holder (7-1/4")	7-1/4	6
SGDMRC-SP	1/4" Speeder Shank	13	—

SGDMRC4-C6 is not UL® Listed. U.S. Patent Number 6,260,445 B1 applies.




SGDMRC4-40

SGDMRC1-10



SGDMRC4-80



SGDMRC4-TM4



SGDMRC4-C6



SGDMRC4-TMF4



SGDMRC-SP



• Do not use screwdrivers as pry bars, chisels or punches
• Read safety precautions on pages W1 to W4

RATCHETING SCREWDRIVER SETS

Ratcheting Screwdriver Sets

- SGDMRC starter sets include standard handle, medium and long magnetic bit holding shanks plus (2) flat tip bits, (2) Phillips® bits and (1) TORX® bit to meet most basic job requirements



SGDMRC103A

SGDMRC103A 8 pc Soft Grip Ratcheting Screwdriver Starter Set

Stock No.	Description
SGDMRC4A	Ratcheting Handle
SGDMRC4-40	Magnetic Shank/Bit Holder
SGDMRC4-80	Magnetic Shank/Bit Holder
SDM211B	3/16" Flat Tip Bit
SDM213B	9/32" Flat Tip Bit
SDM221IRB	#1 PHILLIPS® ACR® Bit
SDM222IRB	#2 PHILLIPS® ACR® Bit
SDMT15D	T15 TORX® Bit
PB146A	Storage Case

SGDMRC103AO 8 pc Ratcheting Soft Grip Screwdriver Set

- Same as SGDMRC103A set except has SGDMRC4O orange ratcheting handle

SGDMRC103AG 8 pc Ratcheting Soft Grip Screwdriver Set

- Same as SGDMRC103A set except has SGDMRC4AG green ratcheting handle



DHW1

SHORTORX

TORX® Bit Set (Blue-Point®)

BMW® vehicles: Under dash and sensors in engine compartment; Cadillac® vehicles: Water pumps; Cadillac® CTS, 3.2 L (2003–2004)/Cadillac® Catera 3.0 L (1997–2001): oil drain plug; Ford® vehicles: Escort® (early models): Door hinge bolts; GM® vehicles: Fender applications; Jeep® vehicles: Cherokee® (1997–1998): Door hinge bolts; VW® vehicles (pre-1999): Exterior and interior door hinge bolts

Set Contains:

Stock No.	Description	Size	
SDMTAS15	T15	5/16	•
SDMTAS20	T20	5/16	•
SDMTAS25	T25	5/16	•
SDMTAS27	T27	5/16	•
SDMTAS30	T30	5/16	•
SDMTAS40	T40	5/16	•
SDMTAS45	T45	5/16	•
DHW1	5/16" Hex Drive Reversible Ratcheting Bit Wrench (Blue-Point®)	—	•

DHW1 5/16" Hex Drive Reversible Ratcheting Bit Wrench (Blue-Point®)

- Overall length: 10-3/4" (273 mm)
- Low head clearance for access to tight spots
- Internal ring in square drive provides more secure bit retention than magnetic models
- Knurled wheel for fingertip control
- Reverse lever positioned for one hand operation



SGDMRC108A

SGDMRC108A 8 pc Ratcheting Soft Grip Starter Screwdriver Set

Stock No.	Description
SGDMRC1A	Ratcheting Handle
SGDMRC4A	Ratcheting Handle
SGDMRC1-10	Magnetic Shank/Bit Holder
SGDMRC4-40	Magnetic Shank/Bit Holder
SGDMRC4-80	Magnetic Shank/Bit Holder
SGDMRC4-TM4	1/4" Drive Shank
SDM400A	Master Bit Kit
PB146A	Storage Case

SGDMRC108A 8 pc Ratcheting Soft Grip Screwdriver Set

- Same as SGDMRC108AO set except has SGDMRC1A and SGDMRC4A ratcheting handles

SGDMRC108AG 8 pc Ratcheting Soft Grip Screwdriver Set

- Same as SGDMRC108A set except has SGDMRC1AG and SGDMRC4AG green ratcheting handles



TM72SET

Magnetic Ratchet and Bit Set

Magnetic Ratchet and Bit Set

- Ideal for accessing fasteners in tight areas
- Ratchet features magnetic retention for 1/4 hex bits
- Includes: SDM211 Flat Tip bit, SDM213B (9/32) Flat Tip bit, SDM221IRB (#1) Phillips® ACR® bit, SDM222IRB (#2) Phillips® ACR® bit, SDMT15D (T15) TORX® Bit
- Use RKRTM72A Service Kit

Stock No.			A	B	C	D
TM72SET	72	5°	7/16	15/16	1-3/4	4-7/16



YA480B



BTWSMPK



BTWOSK

Ratcheting Offset

YA480B Ratcheting Right Angle Screwdriver (Blue-Point®)

- Includes (1) flat tip bit, (1) #2 Phillips® bit and (1) #2 Pozidriv® bits

BTWSMPK 7 pc Bit Miniature Ratcheting Handle Set (Blue-Point®)

- Includes: BTWSM, BTWOS and BTWROS mini ratcheting handles; SDM213B (9/32") flat tip bit, SDM221IRB (#1), SDM222IRB (#2) Phillips® ACR® bits, SDMT15D (T15) TORX® bit

BTWOSK 5 pc Bit Miniature Ratcheting Handle Set (Blue-Point®)

- Includes (1) mini ratcheting handle, (1) Flat Tip bit (9/32"), (1) Phillips® ACR® bit (#1), (1) Phillips® ACR® bit (#2) and (1) TORX® bit (T15)

BTWS Straight Miniature Ratcheting Handle (Blue-Point®)

- Miniature ratcheting handle for use on 1/4" hex bits
- Ideal for working in confined spaces
- 72-tooth ratchet engagement with only 5° movement to engage the next tooth
- Magnetic holder keeps bits in place
- Raised knurled knob for fingertip control
- Reverse lever easily operated with one hand
- 4-1/2" compact overall length
- Vinyl grip for comfort and control

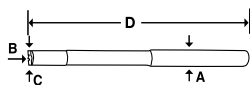
BTWOS 25° Offset Miniature Ratcheting Handle (Blue-Point®)

- 25° offset miniature ratcheting handle for use on 1/4" hex bits
- Ideal for working in confined spaces
- 72-tooth ratchet engagement with only 5° movement to engage the next tooth
- Magnetic holder keeps bits in place
- Raised knurled knob for fingertip control
- Reverse lever easily operated with one hand
- 4-1/2" compact overall length
- Vinyl grip for comfort and control

BTWROS 25° Reverse Offset Miniature Ratcheting Handle (Blue-Point®)

- 25° Reverse Offset
- 72-tooth ratchet engagement with only 5° movement to engage the next tooth
- 25° offset handles help avoid knuckle injuries
- Magnetic holder keeps bits in place

SCREW AND NUT STARTERS



Aluminum Starters


- Spring loaded steel bits grip screw slot wall to withstand an 8 lb pull
- Bits release automatically when applied torque reaches a certain level

Stock No.	A	B	C	D
SS5A	5/16	Flat Tip	.032 x 9/32	5
SSM3*	5/16	Flat Tip	.032 x 9/32	2-1/2
SSM5A*	5/16	Flat Tip	.032 x 9/32	5-1/4
SSM6A*	9/32	PHILLIPS®	#3	5-1/2
GA260A	9/32	PHILLIPS®	#2	2-5/8
GA261B	9/32	PHILLIPS®	#3	5-5/8
GA199A	9/32	Combination	.032 x 9/32, #2	5-7/8

*Aluminum handle with magnet.

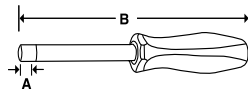
SSR7 Recessed Aluminum Starter (Blue-Point®)

- Round aluminum body with knurled gripping area in center
- Designed to accommodate the most popular sizes of recessed screws: TORX®, Socket Head, Phillips®, etc.
- Opposite end handles #3, #4, #6, #8 and #10 nuts
- Overall length is 6-3/4"



- Do not use screwdrivers as pry bars, chisels or punches
- Do not use "cheater bars" on handles
- Read safety precautions on pages W1 to W4

NUT DRIVERS



NDDM900A

Hard Handle, mm, 6 Point

Set Contains:

mm	Stock No.	A*	B	
5	NDDM50A	7.5	169	•
6	NDDM60A	7.5	169	•
7	NDDM70A	9.1	169	•
8	NDDM80A	9.9	169	•
9	NDDM90A	9.9	188	•
10	NDDM100A	13.1	207	•
11	NDDM110A	13.1	207	•
12	NDDM120A	13.1	221	•
13	NDDM130A	13.1	221	•

*Socket Length



NDD900B

Hard Handle, inches, 6 Point

- Sizes marked on side and end of handle for identification
- Handles easily wipe clean and resist oils and solvents
- Tubular, polished shanks with 1" recess
- Most popular sizes included in sets
- Includes storage tray

Set Contains:

Socket Length	Stock No.	Handle Color	A*	B	
3/16	NDD106B	Black	19/64	6-21/32	•
7/32	NDD107BBR	Brown	19/64	6-21/32	•
1/4	NDD108BR	Red	19/64	6-21/32	•
9/32	NDD109BO	Orange	23/64	6-21/32	•
5/16	NDD110BY	Yellow	23/64	6-21/32	•
11/32	NDD111BG	Green	25/64	6-21/32	•
3/8	NDD112BB	Blue	25/64	7-13/32	•
7/16	NDD114BBR	Brown	33/64	8-5/32	•
1/2	NDD116BR	Red	33/64	8-21/32	•
9/16	NDD118BO	Orange	47/64	9-1/4	
5/8	NDD120BY	Yellow	47/64	9-1/4	

*Socket Length



NDSGM600

Ergonomic Soft Grip Handle, mm, 6 Point

Set Contains:

mm	Stock No.	Handle Color	Length	
7	NDSGM7	Blue	160	•
8	NDSGM8	Blue	160	•
10	NDSGM10	Blue	160	•
12	NDSGM12	Blue	160	•
13	NDSGM13	Blue	160	•
14	NDSGM14	Blue	160	•



NDSG600

Ergonomic Soft Grip Handle, inches, 12 Point

Set Contains:

Socket Length	Stock No.	Handle Color	Length	
1/2	NDSG12	Red	6-3/8	•
1/4	NDSG14	Red	6-3/8	•
3/8	NDSG38	Red	6-3/8	•
5/16	NDSG516	Red	6-3/8	•
7/16	NDSG716	Red	6-3/8	•
9/32	NDSG932	Red	6-3/8	•



SDM400A



SDM410

Master Bit Sets (1/4" hex)

SDM400A Master SAE Screwdriver Bit Set

- Popular array of adaptors and bits for use with hand or cordless tools
- Bits made in USA
- Includes convenient storage case

Includes all bits below:

Bit Type	Stock No.	#
Flat Tip	SDM211B	.031 x .187"
	SDM212B	.035 x .219"
	SDM213B	.038 x .250"
	SDM214C	.046 x .312"
Hex Bit	SDM2704D	1/16"
	SDM2705D	5/64"
	SDM2706D	3/32"
	SDM2707D	7/64"
	SDM2708D	1/8"
	SDM2709D	9/64"
	SDM2710D	5/32"
	SDM2712D	3/16"
	SDM2714D	7/32"
	SDM2716D	1/4"
PHILLIPS® ACR®	SDM221IRB	#1
	SDM222IRB	#2
	SDM223IRB	#3
TORX® Bit	SDMT8D	T8
	SDMT9D	T9
	SDMT10D	T10
	SDMT15D	T15
	SDMT20D	T20
	SDMT25D	T25
	SDMT27D	T27
	SDMT30D	T30
	SDMT40D	T40
POZIDRIV® ACR® Bit	SDM251IRC	#1
	SDM252IRB	#2
	SDM253IRC	#3
ScruLox® Bit	BTS0	#0
	BTS1	#1
	BTS2	#2
	BTS3	#3
1/4" Hex opening, 1/4" drive	TMBS8A	—
1/4" Hex to 1/4" Square	GMB3042	2" Long
Insert Bit Magnetic Holder	SDM11	—
Storage Case	PB90A	—

Master Bit Sets (1/4" hex)

SDM410 41 pc Metric Bit Set

- Popular array of adaptors allowing use with hand or cordless tools
- Bits made in USA
- Includes convenient storage case

Includes all bits below:

Bit Type	Stock No.	#
Flat Tip	SDM211B	.031 x .187"
	SDM212B	.035 x .219"
	SDM213B	.038 x .250"
	SDM214C	.046 x .312"
PHILLIPS® ACR®	SDM221IRB	#1
	SDM222IRB	#2
	SDM223IRB	#3
POZIDRIV® ACR® Bit	SDM251IRC	#1
	SDM252IRB	#2
	SDM253IRC	#3
PHILLIPS® Limited Clearance Bit	SDM222CZ	#2
Metric Hex Bit	SDMM2702B	2 mm
	SDMM2702.5B	2.5 mm
	SDMM2703B	3 mm
	SDMM2704C	4 mm
	SDMM2705C	5 mm
	SDMM2706C	6 mm
	SDMM2708B	8 mm
SDMM2710B	10 mm	
TORX® Bit	SDMT8D	T8
	SDMT9D	T9
	SDMT10D	T10
	SDMT15D	T15
	SDMT20D	T20
	SDMT25D	T25
	SDMT27D	T27
	SDMT30D	T30
	SDMT40D	T40
	TORX® Tamper Resistant Bit	SDMTR8
SDMTR10		T10
SDMTR15		T15
SDMTR20		T20
SDMTR25		T25
SDMTR27		T27
SDMTR30		T30
SDMTR40		T40
1/4" Hex opening, 1/4" drive	TMBS8A	—
1/4" Hex to 1/4" Square	GMB3042	2" Long
Insert Bit Magnetic Holder	SDM11	—
Storage Case	PB900	—



• Read safety precautions on pages W1 to W4

BIT SETS



SDM32KT

Ball Hex Bit Sets (1/4" hex)

SDM32KT Ball Hex Set (Blue-Point®)

- 1/4" shank bits for use in difficult access applications where fastener cannot be approached straight on
- 32 pc set

	Stock No.	#
Metric	SDMBMH2702	2 mm
	SDMBMH2702.5	2.5 mm
	SDMBMH2703	3 mm
	SDMBMH2704	4 mm
	SDMBMH2705	5 mm
	SDMBMH2706	6 mm
	SDMBMH2707	7 mm
	SDMBMH2708	8 mm
	SDMBMH2709	9 mm
	SDMBMH2710	10 mm
	Fractional	SDMBH2706
SDMBH2707		7/64"
SDMBH2708		1/8"
SDMBH2709		9/64"
SDMBH2710		5/32"
SDMBH2712		3/16"
SDMBH2714		7/32"
SDMBH2716		1/4"
SDMBH2720		5/16"
SDMBH2724		3/8"

	Stock No.	#
TORX®	SDMBT10	T10
	SDMBT15	T15
	SDMBT20	T20
	SDMBT25	T25
	SDMBT27	T27
	SDMBT30	T30
	SDMBT40	T40
	SDMBT45	T45
	SDMBT50	T50
	SDMBT55	T55
	Bit Holder	SDM13
1/4" Fem Hex to 1/4" Fem Sq Dr. Adaptor	TMBS108	—



SDM11KT

SDM11KT TORX® Ball Hex Set (Blue-Point®)

- Includes storage case with belt clip

	Stock No.	#
TORX®	SDMBT10	T10
	SDMBT15	T15
	SDMBT20	T20
	SDMBT25	T25
	SDMBT27	T27
	SDMBT30	T30
	SDMBT40	T40
	SDMBT45	T45
	SDMBT50	T50
	SDMBT55	T55
	Bit Holder	SDM13
1/4" Fem Hex to 1/4" Fem Sq Dr. Adaptor	TMBS108	—



SDMC8D



SDMC8GT

Ratcheting Screwdriver Bit Sets (1/4" hex)

SDMC8D 8 pc Diamond Tip Combination Screwdriver Bit Set

- Set includes (1) Flat Diamond Tip Bit (1 mm), (3) Phillips® Diamond Tip Bits (#1, #2, #3) and (4) TORX® Diamond Tip Bits (T15, T20, T25, T30) in a black storage case (SDMC8)

SDMC8RD 8 pc Diamond Tip Combination Screwdriver Bit Set

- Set includes: (1) Flat Diamond Tip Bit (1 mm), (3) Phillips® Diamond Tip Bits (#1, #2, #3) and (4) TORX® Diamond Tip Bits (T15, T20, T25, T30) in a red storage case (SDMC8R); all bits are 1/4" hex shank

SDMC8T 8 pc TORX® Screwdriver Bit Set

- Set includes (8) TORX® Bits (T8–T30) in a black storage case (SDMC8)

SDMC8GT 8 pc TORX® Screwdriver Bit Set

- Set includes: (8) TORX® Bits (T8–T30) in a green storage case (SDMC8G)

SDMC8OT 8 pc TORX® Screwdriver Bit Set

- Set includes: (8) TORX® Bits (T8–T30) in an orange storage case (SDMC8O)

SDMC8RT 8 pc TORX® Screwdriver Bit Set

- Set includes: (8) TORX® Bits (T8–T30) in a red storage case (SDMC8R)

	Stock No.	#
Flat Tip Diamond Bit	SDMD213	1 mm/ 5.5 mm
Phillips® Diamond Bit	SDMD221	#1
	SDMD222	#2
	SDMD223	#3
TORX® Diamond Bit	SDMDT15	T15
	SDMDT20	T20
	SDMDT25	T25
	SDMDT30	T30
TORX® Bit	SDMT8D	T8
	SDMT9D	T9
	SDMT10D	T10
	SDMT15D	T15
	SDMT20D	T20
	SDMT25D	T25
	SDMT27D	T27
	SDMT30D	T30



SDMC86P



SDMC80P

Ratcheting Screwdriver

Bit Sets (1/4" hex)

SDMC8P 8 pc Combination Screwdriver Bit Set

- Set includes (2) Flat Tip Bits (.031", .038"), (3) Phillips® Bits (#1, #2, #3), (1) Limited Clearance Phillips® Bit (#2), (1) Scrulox Bit (#2) and (1) 1" Adaptor in SDMC8 Black Storage Case

SDMC8GP 8 pc Combination Screwdriver Bit Set

- Same as SDMC8P but uses SDMC8G Green Storage Case

SDMC8OP 8 pc Combination Screwdriver Bit Set

- Same as SDMC8P but uses SDMC8O Orange Storage Case

SDMC8RP 8 pc Combination Screwdriver Bit Set

- Same as SDMC8P but uses SDMC8R Red Storage Case

SDMC8H Screwdriver Bit Set

- Set includes (8) Hex Bits 3/32–5/16" in SDMC8 Storage Case

SDMC8RH 8 pc Hex Screwdriver Bit Set

- Same as SDMC8H but uses SDMC8R Red Storage Case

SDMC8MH 8 pc Metric Hex Screwdriver Bit Set

- Set includes (8) Metric Hex Bits 2–10 mm in SDMC8 Black Storage Case

SDMC8RMH 8 pc Metric Hex Screwdriver Bit Set

- Same as SDMC8MH but uses SDMC8R Red Storage Case

Description	Stock No.	Size
Flat Tip Bit	SDM211B	.031 x .187"
	SDM212B	.035 x .219"
	SDM213B	.038 x .250"
Phillips® ACR® Bit	SDM221IRB	#1
	SDM222IRB	#2
	SDM223IRB	#3
Phillips® Limited Clearance Bit	SDM222CZ	#2
Scrulox Bit	BTS2	#2
Hex-to-Square Adaptor	GMB3041	1/4" Hex to 1/4" Square
Hex Bit	SDM2706D	3/32"
	SDM2708D	1/8"
	SDM2709D	9/64"
	SDM2710D	5/32"
	SDM2712D	3/16"
	SDM2714D	7/32"
	SDM2716D	1/4"
	SDM2720D	5/16"
	Metric Hex Bit	SDMM2702B
SDMM2702.5B		2.5 mm
SDMM2703B		3 mm
SDMM2704C		4 mm
SDMM2705C		5 mm
SDMM2706C		6 mm
SDMM2708B		8 mm
SDMM2710B		10 mm

Power Bit Sets

SDMEXT27K 27 pc 1/4" Hex Adaptor and Bit Set (Ball-Detent)

Description	Stock No.	Size
Flat Tip Bit	SDM211B	.031 x .187"
	SDM212B	.035 x .219"
	SDM213B	.038 x .250"
Phillips® ACR® Bit	SDM221IRB	#1
	SDM222IRB	#2
	SDM223IRB	#3
Phillips® Power Bit	SDM321B	#1
	SDM322B	#2
	SDM323A	#3
Magnetic Nutsetter	SDMN25	1/4" Hex x 1/4"
	SDMN31	1/4" Hex x 5/16"
Scrulox Bit	BTS1	#1
	BTS2	#2
	BTS3	#3
TORX® Bit	SDMT10D	T10
	SDMT15D	T15
	SDMT20D	T20
	SDMT25D	T25
	SDMT27D	T27
	SDMT30D	T30
Hex-to-Square Adaptor, 1/4" Hex to 1/4" Square	GMB3041	1" Long
	GMB3042	2" Long
	GMB3046	6" Long
Hex-to-Square Adaptor, 1/4" Hex to 3/8" Square	AB3042	2" Long
	AB3046	6" Long
Insert Bit Magnetic Holder	SDM11	—
Quick-Change Coupler, 1/4" Drive	TMC109A	—



SDMEXT27K



• Read safety precautions on pages W1 to W4

BIT SETS

SDMEXT19K



Power Bit Sets

SDMEXT19K 19 pc 1/4" Drive Hex Adaptor and Bit Set

- Complete set includes the most popular sizes and lengths of extensions, adaptors and bits
- 1/4" hex to 1/4 or 3/8" square drives hex-to-square adaptors for use with sockets (2 and 6" long)
- Magnetic bit holder for use with insert bits and quick change coupler for use with 1/4" hex power bits
- Includes (3) flat tip, (3) Phillips®, (3) Phillips® insert bits and (3) TORX® power bits

SDML19KT



SDML19KT 19 pc Long Power Bit Set

- Includes an assortment of popular-sized bits to cover a wide range of applications
- Helps avoid costly damage to work surface by eliminating chuck contact

YA52PBSQC Power Bit Set (Blue-Point®)

Includes:

- (7) Six-lobe star (tamper-proof) insert bits
- (3) Square insert bits
- (4) Phillips® insert bits
- (4) Slotted insert bits
- (7) Hex insert bits
- (2) Clutch insert bits
- (6) Six-lobe star (tamper-proof) power bits
- (3) Square power bits
- (3) Phillips® power bits
- (3) Slotted power bits
- (3) Hex power bits
- (3) Socket adaptors
- Quick change chuck
- (2) Phillips® double end bits
- Square bit holder
- Storage case



YA52PBSQC

Description	Stock No.	Size
Flat Tip Bit	SDM211B	.031 x .187"
	SDM212B	.035 x .219"
	SDM213B	.038 x .250"
Phillips® ACR® Bit	SDM221IRB	#1
	SDM222IRB	#2
	SDM223IRB	#3
Phillips® Power Bit	SDM321B	#1
	SDM322B	#2
	SDM323A	#3
TORX® Power Bit	SDMT315A	T15
	SDMT320A	T20
	SDMT325A	T25
Hex-to-Square Adaptor, 1/4" Hex to 1/4" Square	GMB3041	1" Long
	GMB3042	2" Long
	GMB3046	6" Long
Hex-to-Square Adaptor, 1/4" Hex to 3/8" Square	AB3042	2" Long
	AB3046	6" Long
Insert Bit Magnetic Holder	SDM11	—
Quick-Change Coupler, 1/4" Drive	TMC109A	—

Stock No.	Size	Length
SDM414A	.034 x .187	3"
SDM416A	.038 x .250	3"
SDM421B	PH#1	2-3/4"
SDM422B	PH#2	2-3/4"
SDM423B	PH#3	2-3/4"
SDMT415	T15	2-3/4"
SDMT420	T20	2-3/4"
SDMT425	T25	2-3/4"
SDMT427	T27	2-3/4"
SDM614	.034 x .187	6"
SDM616	.038 x .250	6"
SDM621A	PH#1	6"
SDM622A	PH#2	6"
SDM623A	PH#3	6"
SDMT615	T15	6"
SDMT620	T20	6"
SDMT625	T25	6"
SDMT627	T27	6"
TMC109A	Quick Change Coupler	

CTS561BITSET 23 pc 1/4" Drive Quick Change Bit Set (Blue-Point®)

- Includes (22) bits (all 3" long) plus a 1/4" square drive (2" long)
- Bits included in CTS561BITSET:
 PHILLIPS® Bits: #0, #1, #2; Flat Tip Bits: 5/32", 3/16", 7/16", 1/4", 9/32"; TORX® Bits: T10, T15, T20, T25, T27, T30, T40; Hex Bits: 3/32", 7/64, 1/8", 5/32", 3/16", 7/32", 1/4"
- Storage case



CTS561BITSET

CTS561BITXL 14 pc 6" Power Bit Set (Blue-Point®)

- Comprehensive set offering including stainless-steel insert bit adaptor
- T8, T10, T15, T20, T25, T27, T30
- Phillips® #1, #2 and #3, Square #1 and #2
- SDM611 stainless steel adaptor with magnetic retention
- CTS561BITCS indexable case



CTS561BITXL

Screwdriver Bit Holders

SDM11 Insert Bit Magnetic Holder

- For quick hex bit changes when used with electric drill or screw gun
- Magnetic and lock ring bit retention
- 2-7/8" long

SDM611 Insert Bit Magnetic Holder (Blue-Point®)

- For quick hex bit changes when used with electric drill or screw gun
- Magnetic bit retention
- 6" long

SSDM10A Bits Pocket Box

- Pocket sized storage system for SDM series bits
- Includes quick change bit holder

SSDM28 Magnetic Hex Bit Organizer (Blue-Point®)

- Holds (8) 5/16" and (18) 1/4" hex bits
- Five clips slide on rail to easily access bit
- Magnets on base of holder for attachment to any ferrous metal surface
- Plastic material helps protect finished surface from scratches

TMC109A Quick Change Coupler

- Use with any 1/4" drive handle
- Spring release shell retracts to accept 1/4" hex power type bits
- Ideal for production situations where positive bit retention is required



SDM11



SDM611



SSDM10A



SSDM28



TMC109A

Screwdriver Bit Sockets

- For use with standard 1/4" hex SDM series screwdriver bits

Stock No.	Description
CFSSB8	3/8" Drive Non-Conductive Composite Universal Bit Holder
FBS8	3/8" Drive Screwdriver Bit Socket
FBS9	3/8" Drive Screwdriver Bit Socket



FBS8



CFSSB8

Magnetic Screwdriver Bit Sockets

- For use with standard 1/4" hex SDM series screwdriver bits

Stock No.	Description
FBSM8A	3/8" Drive Magnetic Screwdriver Bit Socket
GTMB8A	1/4" Drive Magnetic Screwdriver Bit Socket
TMBS8A	1/4" Drive Magnetic Screwdriver Bit Socket
TMUBS8	1/4" Drive Magnetic Screwdriver Bit Universal Socket



TMBS8A



TMUBS8

Magnetic Nutdrivers

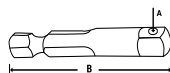
- Allows ratcheting screwdrivers (with 1/4" hex end) to be used as a nut driver
- Magnet securely holds nut during use

Stock No.	Size	Hex Size, inches	Length, inches
SDMN25	1/4	1/4	1-3/4
SDMN31	5/16	1/4	1-3/4



SDMN31

Hex To Square Adaptors



- 1/4 hex-to-1/4 square adaptor features a hex insert and ball-detent end that can be used with small 1/4 sockets
- Allows ratcheting screwdrivers to be used as ratcheting nutdrivers

Stock No.	A	B
GMB3041	Ball Detent	1
GMB3042	Ball Detent	2
GMB3046	Ball Detent	6
AB3042	Pin Detent	2
AB3044	Pin Detent	4
AB3046	Pin Detent	6



GMB3046



AB3042







*Insert Bit Style, non-impact



• Do not use chrome or industrial finish hand tools with impact drivers
• Read safety precautions on pages W1 to W4

1/4" HEX SHANK BITS

- Durable alloy steel for long life
- Specialized heat treat for consistent quality
- Precision milled tip geometry for optimal fastener engagement
- Made in USA

	Stock No.	#	
 Flat Tip	SDM211B	.031 x .187"	
	SDM212B	.035 x .219"	
	SDM213B	.038 x .250"	
	SDM214C	.046 x .312"	
	SDM215C	.055 x .375"	
 Phillips®	SDM221C	#1	
	SDM222ZB	#2	
	SDM222CZ	#2	
	SDM223C	#3	
 Clutch A	SDM242	3/32"	
	SDM243	1/8"	
	SDM244	5/32"	
	SDM245	3/16"	
	SDM246	1/4"	
	SDM247	5/16"	
 Clutch G	SDM242G	3/32"	
	SDM243G	1/8"	
	SDM244G	5/32"	
	SDM245G	3/16"	
	SDM246G	1/4"	
 Hex, inches	SDM2704D	1/16"	
	SDM2705D	5/64"	
	SDM2706D	3/32"	
	SDM2707D	7/64"	
	SDM2708D	1/8"	
	SDM2709D	9/64"	
	SDM2710D	5/32"	
	SDM2712D	3/16"	
	SDM2714D	7/32"	
	SDM2716D	1/4"	
	SDM2720D	5/16"	
	SDM2724D	3/8"	
	 Hex, mm	SDMM2702B	2 mm
		SDMM2702.5B	2.5 mm
SDMM2703B		3 mm	
SDMM2704C		4 mm	
SDMM2705C		5 mm	
SDMM2706C		6 mm	
SDMM2708B		8 mm	
SDMM2710B		10 mm	



SDM251IRC



SDM221IRB

Pozidriv® ACR® Installer/Remover







- Anti-camout ribs bite into fasteners and help prevent damage to the fastener

Stock No.	#
SDM251IRC	#1
SDM252IRB	#2
SDM252IRC	#2
SDM253IRC	#3

Phillips® ACR®

- Anti-camout ribs bite into fasteners and help prevent damage to the fastener

Stock No.	#
SDM221IRB	#1
SDM222IRB	#2
SDM223IRB	#3


	Stock No.	#
 POZIDRIV®	SDM251C	#1
	SDM252C	#2
	SDM253C	#3
 TORX®	SDMT6A	T6
	SDMT7A	T7
	SDMT8D	T8
	SDMT9D	T9
	SDMT10D	T10
	SDMT15D	T15
	SDMT20D	T20
	SDMT25D	T25
	SDMT27D	T27
	SDMT30D	T30
	SDMT40D	T40
 Square	BTS0	#0
	BTS1	#1
	BTS2	#2
	BTS3	#3
 Tri-Wing	BTW0A	#0
	BTW1A	#1
	BTW2A	#2
	BTW3A	#3
	BTW4A	#4
	BTW5A	#5
 Double Square	BTSS2	#2
 Valve and Stem	SDMV208	—

*Small profile/narrow tip **Included as part of SDM400A Master Bit Set.

- BTS and BTSS Series bits can be used on recessed double square fasteners commonly used on trailer and RV exteriors
- Bit size varies by application



SDMTW8A



SDMTR8

Wobble Bits

- Give up to an 18° angle of "wobble"

Stock No.	#
SDMTW8A	T8
SDMTW9A	T9
SDMTW15A	T15
SDMTW20A	T20
SDMTW25A	T25
SDMTW27A	T27
SDMTW30A	T30
SDMTW40A	T40









Tamper Resistant TORX®

- Bits SDMTR8-SDMTR40 are 1/4"; bits SDMTR45 and SDMTR50 are 5/16"

Stock No.	#	Diameter, inches
SDMTR8	T8	1/4
SDMTR10	T10	1/4
SDMTR15	T15	1/4
SDMTR20	T20	1/4
SDMTR25	T25	1/4
SDMTR27	T27	1/4
SDMTR30	T30	1/4
SDMTR40	T40	1/4
SDMTR45	T45	5/16
SDMTR50	T50	5/16



Diamond Tip Bits

- Diamond particles “bite” into fasteners which minimizes slipping
- Diamond particles are extremely hard for long lasting performance and minimal wear

	Stock No.	#
 PHILLIPS® 	SDMD221	#1
	SDMD222	#2
	SDMD223	#3
 Flat Tip 	SDMD212	.8 mm/5.5 mm
	SDMD213	1 mm/5.5 mm
	SDMD214	1.2 mm/6.5 mm
 TORX® 	SDMDT10	T10
	SDMDT15	T15
	SDMDT20	T20
	SDMDT25	T25
	SDMDT30	T30
	SDMDT40	T40
 Power Bit 	SDMD321	#1
	SDMD322	#2
	SDMD323	#3

Mortorq® Bits

- Designed for use with Mortorq® fasteners
- Used on aerospace applications
- Low profile head design, high strength torque acceptance and lighter weight
- Bits designed to allow fastener removal at various angles for ease of use
- Bits with hex size of 1/4" to be used with Snap-on® ratcheting screwdrivers
- Exact manufacturing processes ensure precise fastener engagement
- Part numbers stamped on bit

Bit Type	Stock No.	Size
 Mortorq® 	SDMMT00	#00
	SDMMT1	#1
	SDMMT2	#2
	SDMMT3	#3

INSERT BITS





BLPTMBS1414



Bit Holder and 1/4" Bits (Blue-Point®)

Stock No.	Description	Size
BLPTMBS1414	Bit Holder (Blue-Point®)	—
BLPTMBS3814	Bit Holder (Blue-Point®)	3/8"
BLPHB14	Hex Bit (Blue-Point®)	1/4"
BLPHB18	Hex Bit (Blue-Point®)	1/8"
BLPHB316	Hex Bit (Blue-Point®)	3/16"
BLPHB532	Hex Bit (Blue-Point®)	5/32"
BLPHB732	Hex Bit (Blue-Point®)	7/32"
BLPHB964	Hex Bit (Blue-Point®)	9/64"
BLPHBM3	Metric Hex Bit (Blue-Point®)	3 mm
BLPHBM4	Metric Hex Bit (Blue-Point®)	4 mm
BLPHBM5	Metric Hex Bit (Blue-Point®)	5 mm
BLPHBM6	Metric Hex Bit (Blue-Point®)	6 mm
BLPTB10TP	1/4" Drive T10 TORX® Tamper Resistant Bit (Blue-Point®)	T10
BLPTB15TP	1/4" Drive T15 TORX® Tamper Resistant Bit (Blue-Point®)	T15
BLPTB20TP	1/4" Drive T20 TORX® Tamper Resistant Bit (Blue-Point®)	T20
BLPTB25TP	1/4" Drive T25 TORX® Tamper Resistant Bit (Blue-Point®)	T25
BLPTB30TP	1/4" Drive T30 TORX® Tamper Resistant Bit (Blue-Point®)	T30
BLPFB14	1/4" Drive SAE 1/4" Flat Tip Bit (Blue-Point®)	1/4"
BLPFB316	1/4" Drive SAE 3/16" Flat Tip Bit (Blue-Point®)	3/16"
BLPFB532	1/4" Drive SAE 5/32" Flat Tip Bit (Blue-Point®)	5/32"
BLPFB732	1/4" Drive SAE 7/32" Flat Tip Bit (Blue-Point®)	7/32"
BLPFB932	1/4" Drive SAE 9/32" Flat Tip Bit (Blue-Point®)	9/32"
BLPPB0	1/4" Drive #0 Phillips® Tip Bit (Blue-Point®)	#0
BLPPB1	1/4" Drive #1 Phillips® Tip Bit (Blue-Point®)	#1
BLPPB2	1/4" Drive #2 Phillips® Tip Bit (Blue-Point®)	#2
BLPPB3	1/4" Drive #3 Phillips® Tip Bit (Blue-Point®)	#3
BLPSQB1	1/4" Drive #1 Square Tip Bit (Blue-Point®)	#1
BLPSQB2	1/4" Drive #2 Square Tip Bit (Blue-Point®)	#2

TORX® Insert Bits

	Stock No.	#	Length, inches
 TORX® 	SDMTA40	T40	.312
	SDMTA45	T45	.312
	SDMTA50	T50	.312
	SDMTA55	T55	.312

Specialty Insert Bits

	Stock No.	Dimension A, Shank Dia., inches
 	SDM3D24	.312

SDM3D24 Flat Tip/#2 Phillips® Insert Bit

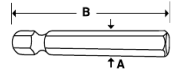
- Double end bit #2 Phillips® and .05" slotted tip
- For use with SDDDM series pocket screwdrivers



• Do not use chrome or industrial finish hand tools with impact drivers
 • Read safety precautions on pages W1 to W4

POWER BITS

- Durable alloy steel for long life
- Specialized heat treat for consistent quality
- Precision milled tip geometry for optimal fastener engagement
- Made in USA



SDM3611A

PHILLIPS® (Power)

	Stock No.	#	II	A	B
	SDM220A	#0	1/4	—	1
	SDM320A	#0	1/4	.125	1-15/16
	SDM321B	#1	1/4	.187	1-15/16
	SDM322B	#2	1/4	.234	1-15/16
	SDM323A	#3	1/4	.234	1-15/16
	SDM421B	#1	1/4	.187	2-3/4
	SDM422B	#2	1/4	.234	2-3/4
	SDM423B	#3	1/4	.234	2-3/4
	SDM521A	#1	1/4	.187	3-1/2
	SDM522A	#2	1/4	.234	3-1/2
	SDM523A	#3	1/4	.234	3-1/2
	SDM621A	#1	1/4	.187	6
	SDM622A	#2	1/4	.234	6
	SDM623A	#3	1/4	.234	6
	SDMA421	#1	5/16	.250	3
	SDMA422A	#2	5/16	.250	3
	SDMA423A	#3	5/16	.296	3
	SDMB422A	#2	7/16	.312	3
	SDMB423A	#3	7/16	.312	3
	SDMB424A	#4	7/16	.375	3
	SDMB522A	#2	7/16	.312	4-1/2
	SDMB523A	#3	7/16	.312	4-1/2
	SDMB524A	#4	7/16	.375	4-1/2
	SDMB622	#2	7/16	.312	6
SDMB623A	#3	7/16	.312	6	
SDMB624A	#4	7/16	.312	6	

PHILLIPS® ACR®/Installer (Power)

Stock No.	#	II	A	B
SDM3611A	#1	1/4	.187	1-15/16
SDM3621A	#2	1/4	.234	1-15/16
SDM3631A	#3	1/4	.234	1-15/16



SDM361RA

PHILLIPS® ACR®/Removal (Power)

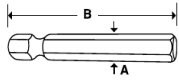
Stock No.	#	II	A	B
SDM361RA	#1	1/4	.187	1-15/16
SDM362RA	#2	1/4	.234	1-15/16
SDM363RA	#3	1/4	.234	1-15/16

TORX® (Power)

	Stock No.	#	II	A	B
	SDMT307A	T7	1/4	.140	1-15/16
	SDMT308A	T8	1/4	.140	1-15/16
	SDMT309A	T9	1/4	.140	1-15/16
	SDMT310A	T10	1/4	.140	1-15/16
	SDMT315A	T15	1/4	.140	1-15/16
	SDMT320A	T20	1/4	.203	1-15/16
	SDMT325B	T25	1/4	.203	1-15/16
	SDMT327A	T27	1/4	.203	1-15/16
	SDMT330A	T30	1/4	.250	1-15/16
	SDMT340A	T40	1/4	.250	1-15/16
	SDMT407	T7	1/4	.140	2-3/4
	SDMT408	T8	1/4	.140	2-3/4
	SDMT409	T9	1/4	.140	2-3/4
	SDMT410	T10	1/4	.140	2-3/4
	SDMT415	T15	1/4	.140	2-3/4
	SDMT420	T20	1/4	.203	2-3/4
	SDMT425	T25	1/4	.203	2-3/4
	SDMT427	T27	1/4	.203	2-3/4
	SDMT430	T30	1/4	.250	2-3/4
	SDMT440	T40	1/4	.250	2-3/4
	SDMT507	T7	1/4	.140	3-1/2
	SDMT508	T8	1/4	.140	3-1/2
	SDMT510	T10	1/4	.140	3-1/2
	SDMT515	T15	1/4	.140	3-1/2
	SDMT520	T20	1/4	.203	3-1/2
	SDMT525	T25	1/4	.203	3-1/2
	SDMT527	T27	1/4	.203	3-1/2
	SDMT530	T30	1/4	.250	3-1/2
	SDMT540	T40	1/4	.250	3-1/2
	SDMT607	T7	1/4	.140	6
	SDMT608	T8	1/4	.140	6
	SDMT609	T9	1/4	.140	6
SDMT610	T10	1/4	.156	6	
SDMT615	T15	1/4	.156	6	
SDMT620	T20	1/4	.187	6	
SDMT625	T25	1/4	.234	6	
SDMT627	T27	1/4	.250	6	
SDMT630	T30	1/4	.250	6	
SDMT640	T40	1/4	.250	6	

Flat Tip

	Stock No.	#	II	A	B
	SDM311B	.026 x .122"	1/4	.187	1-15/16
	SDM312B	.028 x .134"	1/4	.187	1-15/16
	SDM313B	.032 x .154"	1/4	.187	1-15/16
	SDM314B	.034 x .187"	1/4	.187	1-15/16
	SDM315A	.036 x .215"	1/4	.234	1-15/16
	SDM316A	.038 x .250"	1/4	.234	1-15/16
	SDM317A	.042 x .275"	1/4	.234	1-15/16
	SDM318A	.046 x .312"	1/4	.234	1-15/16
	SDM319A	.050 x .360"	1/4	.234	1-15/16
	SDM411B	.026 x .122"	1/4	.234	3
	SDM412B	.028 x .134"	1/4	.187	3
	SDM414A	.034 x .187"	1/4	.187	3
	SDM415A	.036 x .215"	1/4	.250	3
	SDM416A	.038 x .250"	1/4	.234	3
	SDM417A	.042 x .275"	1/4	.234	3
	SDM418A	.046 x .312"	1/4	.234	3
	SDM419A	.050 x .360"	1/4	.234	3
	SDM511A	.026 x .122"	1/4	.187	3-1/2
	SDM512A	.028 x .134"	1/4	.187	3-1/2
	SDM513A	.032 x .154"	1/4	.187	3-1/2
	SDM514A	.034 x .187"	1/4	.187	3-1/2
	SDM515A	.036 x .215"	1/4	.234	3-1/2
	SDM516A	.038 x .250"	1/4	.234	3-1/2
	SDM517A	.042 x .275"	1/4	.234	3-1/2
	SDM518A	.046 x .312"	1/4	.234	3-1/2
	SDM519A	.050 x .360"	1/4	.234	3-1/2
	SDM614	.034 x .187"	1/4	.187	6
	SDM616	.038 x .250"	1/4	.234	6



SDM351B

✦ POZIDRIV® (Power)

Stock No.	#	⏏	A	B
SDM351B	#1	1/4	.187	1-15/16
SDM352B	#2	1/4	.234	1-15/16
SDM353B	#3	1/4	.234	1-15/16
SDM451A	#1	1/4	.187	2-3/4
SDM452A	#2	1/4	.234	2-3/4
SDM453A	#3	1/4	.234	2-3/4
SDM551A	#1	1/4	.187	3-1/2
SDM552A	#2	1/4	.234	3-1/2
SDM553A	#3	1/4	.234	3-1/2
SDM651A	#1	1/4	.187	6
SDM652A	#2	1/4	.234	6
SDM653A	#3	1/4	.234	6



SDMTR325



SDMTS302

✦ Tamper Resistant TORX®

Stock No.	#	Length, inches
SDMTR308	T8	1-15/16
SDMTR310	T10	1-15/16
SDMTR315	T15	1-15/16
SDMTR320	T20	1-15/16
SDMTR325	T25	1-15/16
SDMTR327	T27	1-15/16
SDMTR330	T30	1-15/16

■ Square

Stock No.	#	⏏
SDMTS301	#1	1-15/16
SDMTS302	#2	1-15/16



SDMM3702



SDM3709

⬠ Hex, mm (Power)

Stock No.	mm	A	B
SDMM3702	2	.09	1-15/16
SDMM37025	2.5	.11	1-15/16
SDMM3703	3	.13	1-15/16
SDMM3704	4	.18	1-15/16
SDMM3705	5	.22	1-15/16
SDMM3706	6	.27	1-15/16
SDMM3707	7	.31	1-15/16
SDMM3708	8	.36	1-15/16
SDMM3710	10	.45	1-15/16

⬠ Hex, inches (Power)

Stock No.	#	⏏	A	B
SDM3704	1/16	1/4	.115	1-15/16
SDM3705	5/64	1/4	.234	1-15/16
SDM3706	3/32	1/4	.234	1-15/16
SDM3707	7/64	1/4	.234	1-15/16
SDM3708	1/8	1/4	.234	1-15/16
SDM3709	9/64	1/4	.234	1-15/16
SDM3710	5/32	1/4	.234	1-15/16
SDM3712	3/16	1/4	.234	1-15/16
SDM3714	7/32	1/4	.250	1-15/16
SDM3716	1/4	1/4	.250	1-15/16
SDMA4708	1/8	5/16	.234	3
SDMA4710	5/32	5/16	.234	3
SDMA4712	3/16	5/16	.234	3
SDMA4714	7/32	5/16	.281	3
SDMA4716	1/4	5/16	.281	3
SDMA4720	5/16	5/16	.312	3
SDMA4724	3/8	5/16	.312	3



• Do not use bits with impact drivers
• Read safety precautions on pages W1 to W4

AWLS, HOOKS AND PICKS



SGASA104BR

Awls and Hooks/Instinct® Soft Grip

- Use for scribing, alignment, O-ring removal, piercing holes in leather or fabric and cleaning crevices

Set Contains:
SGASA104BR

Stock No.	Description	Blade Length, inches	Overall Length, inches	Red
SG4ASABR	Instinct® Awl	3-3/4	8	•
SG4ASHBR	Instinct® Hook	3-3/4	8	•
SG5ASABR	Instinct® Awl	4-3/4	9-5/8	•
SG7ASABR	Instinct® Awl	5-3/4	10-5/8	•

Set includes storage tray.



SG3ASACG

Hard Grip Handle Colors




ADD SUFFIX TO STOCK NUMBER FOR SPECIAL COLORS

Miniature Awls, Hooks and Picks/Soft Grip

- Comfortable, non-slip Instinct® handle
- Strong, special steel blades for lasting performance
- High polish finish
- Blades are replaceable
- Use for scribing, alignment, O-ring removal, piercing holes in leather or fabric and cleaning crevices
- 3-1/8" blade length, 6" long

Set Contains:
SGASA204CR
SGASA204CO
SGASA204CG

Red	Orange	Green	Description	Red	Orange	Green
SG3ASACR	SG3ASACO	SG3ASACG	Mini Awl	•	•	•
SG3ASH45CR	SG3ASH45CO	SG3ASH45CG	Mini Hook	•	•	•
SG3ASH90CR	SG3ASH90CO	SG3ASH90CG	Instinct® 45° Tip Miniature Pick	•	•	•
SG3ASHCR	SG3ASHCO	SG3ASHCG	Instinct® 90° Tip Miniature Pick	•	•	•



SGLASA204CG

Hard Grip Handle Colors



ADD SUFFIX TO STOCK NUMBER FOR SPECIAL COLORS

Long Small Size Awls, Hooks and Picks/Soft Grip

- Use for scribing, alignment, O-ring removal, piercing holes in leather or fabric and cleaning crevices
- Blade length 8", 9-23/32"

Set Contains:
SGLASA204CR
SGLASA204CO
SGLASA204CG

Red	Orange	Green	Description	Red	Orange	Green
SGL3ASACR	SGL3ASACO	SGL3ASACG	Long Mini Awl	•	•	•
SGL3ASH45CR	SGL3ASH45CO	SGL3ASHCG	Long Mini Hook	•	•	•
SGL3ASH90CR	SGL3ASH90CO	SGL3ASH45CG	Long Mini Pick (45 Degree)	•	•	•
SGL3ASHCR	SGL3ASHCO	SGL3ASH90CG	Long Mini Pick (90 Degree)	•	•	•

Set includes storage tray.



SH6ASA

SGSR104AR



Hard Grip Handle Colors



ADD SUFFIX TO STOCK NUMBER FOR SPECIAL COLORS

Awls/Hard Grip

Stock No.	Blade Length, inches	Overall Length, inches
SH6ASA	4-3/4	6-5/8

Seal Removal Tools/Soft Grip

Set Contains:
SGSR104AR
SGSR104AG
SGSR104AO

Red	Green	Orange	Tip Style	Blade Length, inches	Overall Length, inches	Red	Green	Orange
SGSR1AR	SGSR1AG	SGSR1AO	Spoon	5-1/4	8	•	•	•
SGSR2AR	SGSR2AG	SGSR2AO	Spoon	2-1/2	5-11/32	•	•	•
SGSR3AR	SGSR3AG	SGSR3AO	Contoured	2-1/2	5-11/32	•	•	•
SGSR4AR	SGSR4AG	SGSR4AO	Contoured	5-1/4	8	•	•	•

STANDARD AND EXTRA LONG AWLS, HOOKS AND PICKS



PSLR6



PSLR4LT

Picks and Scribes/Extra Long (Blue-Point®)

- Use to separate wires, remove small fuses and O-rings, retrieve washers and loose parts too small to pick up with fingers or to mark metal or plastic surfaces
- Heavy duty shank diameter is 0.02" thicker than standard picks for added durability and extended tool life
- Each pick is 9-3/4" (247.7 mm) long

Set Contains: PSLR4 PSLR6

Stock No.	Description	PSLR4	PSLR6
PSLR4-1	Extra Long Hook Pick (Blue-Point®)	•	•
PSLR4-2	Extra Long 90° Hook Pick (Blue-Point®)	•	•
PSLR4-3	Extra Long Straight Pick (Blue-Point®)	•	•
PSLR4-4	Extra Long Complex Pick (Blue-Point®)	•	•
PSLR4-5	Extra Long Combination Pick (Blue-Point®)		•
PSLR4-6	Extra Long Double Angle Pick (Blue-Point®)		•

Picks and Scribes/Extra-Long Lighted (Blue-Point®)

- LED lighted hook and pick set allows easier viewing in dark and hard to reach areas
- Made of durable carbon heat treated steel
- Ergonomic soft grip contoured handle
- Each pick measures 9-3/4 inches long (247.7 mm)
- Push button LED switch on end of handle
- Each pick requires (3) LR41 batteries (included). Replacement battery P/N RSND384392PK (1 battery)

Set Contains: PSLR4LT

Stock No.	Description	PSLR4LT
PSLR4LT-1	Extra Long Lighted Hook Pick (Blue-Point®)	•
PSLR4LT-2	Extra Long Lighted 90° Hook Pick (Blue-Point®)	•
PSLR4LT-3	Extra Long Lighted Straight Pick (Blue-Point®)	•
PSLR4LT-4	Extra Long Lighted Complex Pick (Blue-Point®)	•

Picks and Scribes/Interchangeable

PSLRQC4LT 4 pc Lighted Pick Set (Blue-Point®)

- Quick-change collet allows picks and hooks to be interchanged fast and without tools
- Six LEDs illuminate dark work areas
- Black oxide finish protects the strong chrome-vanadium steel shafts
- Includes PSLRQC4LT-1 thru PSLRQC4LT-4 Picks/Hooks, durable roll-up nylon pouch and 3 "AAA" batteries



PSLRQC4LT

Set Contains: PSLRQC4LT

Stock No.	Description	PSLRQC4LT
PSLRQC4LT-1	Lighted Straight Pick (Blue-Point®)	•
PSLRQC4LT-2	Lighted Complex Pick (Blue-Point®)	•
PSLRQC4LT-3	Lighted 90° Pick (Blue-Point®)	•
PSLRQC4LT-4	Lighted Hook Pick (Blue-Point®)	•

Picks and Scribes (Blue-Point®)

YA145A

- Four popular tip configurations that thread into handle
- All components anodized black to provide better contrast
- Includes pouch

YA148

- Thicker, 3/16" diameter blades resist bending
- Longer length for greater reach into tight work areas
- Handle can be adjusted along length of blade
- Includes pouch

YA149A

- Stainless steel picks avoid corrosion
- Includes pouch

Set Contains: YA145A YA148 YA149A



YA145A



YA148



YA149A

Stock No.	Description	Overall Length, inches (assembled to handle)	YA145A	YA148	YA149A
YA145-1	Straight Tip Pick (Blue-Point®)	7-7/16	•		
YA145-2	90° Tip Pick (Blue-Point®)	7-7/16	•		
YA145-3	Hook Tip Pick (Blue-Point®)	7-7/16	•		
YA145-4	Angle Tip Pick (Blue-Point®)	7-7/16	•		
YA145A-5	Black Anodized Handle		•		
YA148-1	Scribe, Straight/90 Deg Tip	11-5/8		•	
YA148-2	Scribe, Straight/Hook	11-1/2		•	
YA148-3	Scribe, Straight/Double Bend	11-7/8		•	
YA149-1	Straight Pointed Pick (Blue-Point®)	5-1/2			•
YA149-2	Curved with 90° Pointed Pick (Blue-Point®)	5-1/4			•
YA149-3	45° with Flat Tip Pick (Blue-Point®)	5-1/2			•
YA149-4	90° Pointed Pick (Blue-Point®)	5-1/2			•
YA149-5	Double Ended Short Pick (Blue-Point®)	6-3/16			•
YA149-6	Double Ended Long Curve Pick (Blue-Point®)	6-1/2			•
YA149-7	Half Circle Pointed Pick (Blue-Point®)	5-3/8			•



• Read safety precautions on pages W1 to W4

PRYBARS



PPN300

Prying/Smoothing Tools

7" Narrow Prying/Smoothing Tool

- Intended for spreading/smoothing epoxy, adhesives and silicone uniformly
- Other uses include: cleaning small parts, removing/installing O-rings and gaskets, prying dashboard parts and vents and prying apart electronic key fobs to access the battery for replacement
- Strong glass-reinforced nylon offers the rare combination of flexibility and strength
- While the non-marring composite material will not scratch soft metals, painted surfaces or other composite material, do not use this tool on glass, laminates or acrylic material

Set Contains: PPN300

Stock No.	Length, inches	Tip Style	
PPN1030	7	Narrow	•
PPN2040	7	Medium	•
PPN4050	7	Wide	•



MPBS12A

MPBS36A

MPBS24A

Striking Prybars/Straight Edge

12" Straight Striking Prybar

- Manufactured from special alloy steel, precision forge and heat treated for optimum strength and durability
- High leverage design with smooth radius head provides maximum leverage while lifting and pulling back
- Straight tip design for maximum leverage in tight spaces
- Durable, ergonomic handle features a tapered design for comfortable grip and withstands extreme work environments
- Blade extends through the handle and contacts the metal end-cap to provide a continuous, solid, striking force
- Flared end of handle offers protection from off-center handle strikes

Set Contains: MPBS703A

Stock No.	Square Shank, inches	Tip Width, inches	Length, inches	
MPBS12A	3/8	5/8	12	•
MPBS24A	7/16	13/16	24	•
MPBS36A	5/8	1-1/8	36-5/8	•

Striking Crown Handle Prybars

- Durable crown handle offers protection from off center hammer strikes
- Handle is 10-3/8" long for a comfortable, secure grip (long handle ensures that two hands can fit for high leverage applications)
- Cylindrical design with taper allows user to find a comfortable grip regardless of hand size
- 3/4" square bar manufactured from special alloy steel, precision forged and heat treated for optimum strength and durability
- High leverage flared tip (1-1/8") with precision ground edge
- Handle resists extreme temperatures



SPBH48R

Stock No.	Handle Color	Bar Stock Size, inches	Tip Width, inches	Length with Handle, inches
SPBH30R	Red	3/4	1-1/8	30
SPBH30G	Green	3/4	1-1/8	30
SPBH30O	Orange	3/4	1-1/8	30
SPBH48R	Red	3/4	1-1/8	48
SPBH48G	Green	3/4	1-1/8	48
SPBH48O	Orange	3/4	1-1/8	48
SPBH54R	Red	3/4	1-1/8	54
SPBH54G	Green	3/4	1-1/8	54
SPBH54O	Orange	3/4	1-1/8	54

Striking Prybars

- Ergonomic shape and contour handle matched to blade length for optimum leverage
- Blade extends through handle and makes contact with end cap to provide solid striking force
- Metal end cap allows hammer striking while reducing chance of damage to handle
- High leverage design with smooth radius head provides maximum leverage when lifting and pulling back
- Blade manufactured from special alloy steel, precision forged and heat treated for strength and durability
- Industrial finish to protect against corrosion



SPBS704AR


Set Contains:

Black	Red	Orange	Green	Square Shank, inches	Tip Width, inches	Length, inches	Black	Red	Orange	Green
SPBS8A	SPBS8AR	SPBS8AO	SPBS8AG	1/4	7/16	8	•	•	•	•
SPBS12A	SPBS12AR	SPBS12AO	SPBS12AG	3/8	5/8	12	•	•	•	•
SPBS18A	SPBS18AR	SPBS18AO	SPBS18AG	7/16	23/32	18	•	•	•	•
SPBS24A	SPBS24AR	SPBS24AO	SPBS24AG	7/16	13/16	24	•	•	•	•
SPBS36A	SPBS36AR	SPBS36AO	SPBS36AG	5/8	1-1/8	36-5/8				

Fiberglass Prybar

PBFG415 Fiberglass Prybar (Blue-Point®)

- Drop forged rust-resistant, hardened steel wedge end is chemically bonded to fiberglass handle
- 50,000 strands of fiberglass are sleeved by a polypropylene jacket for comfort and variable hand placement during use
- About one-half the weight of a steel prybar of the same length and less flexible than a steel prybar for greater leverage
- Polypropylene sleeve is resistant to heat and cold for greater comfort in all temperatures



PBFG415

Stock No.	Description	Length, inches
PBFG415	Fiberglass Prybar (Blue-Point®)	41.5

Demolition Chisels/Striking Crown Handle

- Exclusive crown handle offers protection from off center hammer strikes
- Handle provides a comfortable secure grip in a variety of environments
- Engineered composite handle offers excellent temperature resistance and bar retention



SPDC18R

Stock No.	Handle Color	Hex Shank, inches	Tip Width, inches	Length, inches
SPDC18G	Green	3/4	1-1/8 Double Edge	18
SPDC18O	Orange	3/4	1-1/8 Double Edge	18
SPDC18R	Red	3/4	1-1/8 Double Edge	18

Striking Prybar — 40° Offset Blade

MPBS1140AO 40° Brake Tool Prybar

- Strong 3/8" square alloy steel bar with straight tip
- 11" total length with 40° offset ensures access into tight wheel wells
- Durable, ergonomic handle features a tapered design for comfortable grip and withstands extreme work environments
- Ideal for general prybar applications



MPBS1140AO

Stock No.	Handle Length, inches	Exposed Bar Length, inches	Square Shank, inches	Tip Width, inches	Tip Type
MPBS1140AO	5-1/2	5-1/2	3/8	3/8	Straight

Multi Position Prybars

- Each prybar features 17 incremental angles of 15° to provide great flexibility
- High leverage design with smooth radius head provides maximum leverage when lifting
- Manufactured from special alloy steel, precision forged and heat treated for strength and durability
- Industrial finish helps protect against corrosion



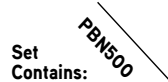
Stock No.	Length, inches	Tip Width, inches	Set Contains:	Repair Kit	Repair Kit	Repair Kit
PBMP8A	8	1/2	•	•		
PBMP12A	12	5/8	•		•	
PBMP16A	16	5/8	•		•	
PBMP24A	24	1				•
PBMP36A	36	1				•



PBMP703A

Non-Marring Prybars

- Made from tough, reinforced nylon
- Ideal for removing clips, fasteners, molding or gaskets from interior/exterior applications
- Will not damage delicate surfaces unlike metal removal tools
- Lightweight and resistant to most automotive fluids
- Block end allows use with hammer



Stock No.	Length, inches	Tip Width, inches	Tip Style	Set Contains:
PBN1	6-3/4	5/8	Narrow Wedge	•
PBN2	6-3/4	15/16	Wide Wedge	•
PBN3	6-3/4	7/8	Narrow Fork	•
PBN5	6-3/4	1-3/16	Wide Fork	•
PBN7	6-3/4	1-3/8	Flat Fork	•
PBN15	6-3/4	1-1/4	90°	



PBN1

PBN500

PBN15



• Read safety precautions on pages W1 to W4

PRYBARS



PBHC48



PBHG48



NPB124B



PBS704



3260B



7030A



1412A



BLPPB704

Heavy Duty Prybars

- Bars feature a rubber grip that eliminates contact with rust and damaged surfaces, provides a secure gripping surface under a wide range of conditions and protects the bar from damage during transit
- Grip offers a non slip surface that provides a secure gripping surface/leverage, when hands are wet, sweaty or oil covered

Stock No.	Tip Style	Weight, lb	Radius Curves, inches	Length, inches	Diameter, Inches
PBHG48	1-1/2" Offset Chisel, 2-1/4" Offset Claw	9.5	5-1/8	48	1" Hex
PBHC48	1-1/8" Straight Chisel, 2" Offset Chisel	11.25	—	48	1" Hex
PBHC60	1-1/8" Straight Chisel, 2" Offset Chisel	14.25	—	60	1" Hex

PBHC1 - 48" Replaceable rubber grip.

Wrecking Bars

- Slotted claw on "gooseneck" end and a chisel configuration on opposite end

Stock No.	Stock, inches	Length, inches
NPB124B	3/4	24

Prybars

- Rolling head acts as fulcrum and provides leverage
- Pointed end is useful in many aligning applications

Set Contains:

PBS704

Stock No.	Stock, inches	Length, inches	
1250	7/16	12	•
1650	9/16	16	•
2050	11/16	20	•
650	5/16	6	•

Slate Bar

Stock No.	Stock, inches	Edge, inches	Length, inches
3260B	1	1/2	60

Close Quarters Bars

- Powerful leverage where space is at a premium
- Ideal for aligning molds

Stock No.	Stock, inches	Tip Width, inches	Length, inches
7030A	3/8	7/16	9
7031A	1/2	9/16	16
7032	5/8	3/4	18

Pinch Bars

- Pinch bar has a tapered point on one end and a chisel type edge on the other

Stock No.	Edge, inches	Length, inches	Stock, inches
1412A	5/8	14	1/2
1658C	5/8	16	1/2
2420A	15/16	20	3/4
2430C	5/8	30	3/4
2438C	7/8	38	3/4
2842C	1	42	7/8

BLPPB704 4 pc Pinch Bar Prybar Set (14-20") (Blue-Point®)

- Includes 1412A (14") and 2420A (20") Pinch Bars, 7031A Close Quarter Bar (16") plus BPPC1878 Flat Chisel (18")

Utility Bars

UB222PK Miniature 5 3/8" Utility Prybar Set (10-pack) (Blue-Point®)

- 5-3/8" length
- Pack of 10


Die Setter Bars

- Designed for separating, scraping or prying

Stock No.	Stock, inches	Tip Width, inches	Length, inches
7035	5/8	7/16	18
7037	3/4	9/16	30



UB222PK



7035

Prybar Rack

KR294AAPV Hang-On Prybar Rack

- Hang up to four prybars or long tools with handles
- Notched angle plate keeps tools from shifting
- Suspend from roll cab or tool chest with 1/4" or more lip



KR294AAPV

The secret behind better pliers and cutters is precise manufacturing and the very best materials. For instance, we use special alloy steel and a unique cold-forged process to strengthen our pliers and provide longevity. We also add exclusive design touches like joints that are positioned close to the cutting edge that make it much easier to cut heavy wire with less user fatigue.


BETTER PLIERS FEATURES TO BETTER PLY YOUR TRADE.

Snap-on® Talon Grip™ helps make the job easier, with diamond serrated jaws for better grip and pulling power. Ramped tips and a longer contoured handle for greater accessibility. Plus rounded jaw edges to minimize nicks to wires. Our VectorEdge blade technology provides more advantages, including parallel blades, more leverage and precise cutting edge alignment. Even after thousands of cuts on everything from wires and cable ties to spring steel, the cutting edges remain aligned and sharp to provide years and years of service.



PLIERS

PLIERS/CUTTERS SETS




Pliers and Cutter Sets

Stock No.	Description	Set Contains:							
		102LHCP	PL305ACF	PL306ACF	PL307ACF	PL330ACF	PLP300	PLR300	PL400B
415CP	Long Reach 35° Bent Nose Needle Nose Pliers	•							
915CP	Long Reach Needle Nose Pliers	•							
44ACF	Combination Slip Joint		•						
95ACF	6" Needle Nose Pliers		•						
85ACF	Diagonal Cutters (5")		•						
46ACF	Combination Slip Joint			•					
96ACF	Needle Nose Pliers			•					•
86ACF	6" Diagonal Cutter			•				•	•
47ACF	Combination Slip Joint				•				•
97ACF	Talon Grip™ Needle Nose Pliers				•			•	
87ACF	7-3/8" Diagonal Cutter				•				•
49ACF	Combination Slip Joint					•			
911ACF	Needle Nose Pliers					•			
312CF	Heavy Duty Diagonal Cutter					•			
P87150	P-Series Cutting Pliers						•		
P92055	5-1/2" Needle Nose Pliers						•		
P91045	4-1/2" Snipe Nose Pliers						•		
57AHL	Lineman's Pliers							•	
91ACP	Adjustable Joint Pliers (9-1/4")								•

See product details on following pages

Sets include storage tray



Standard Diagonal

- Quality forged steel ensures tools that will provide years of service
- Differential heat treatment produces the strength and toughness in desired areas to withstand repeated tough cutting jobs
- Handles are designed for comfort and to deliver leverage needed to tackle demanding jobs

Stock No.	Description	Handle Style (A)	Jaw Length, inches (B)	Length, inches (C)
84CF	Diagonal Cutters (4-3/4")	Bowed	3/8	4-3/4
85ACF	Diagonal Cutters (5")	Bowed	9/16	5
86ACF	6" Diagonal Cutter	Bowed	3/4	6-5/16
86EP	Pistol Grip Diagonal Cutters (6-5/16")	Pistol	3/4	6-5/16
87ACF	7-3/8" Diagonal Cutter	Bowed	13/16	7-3/8

Diagonal Cutters (Natural Finish)


- Ergonomic contour cushion grip handle provides up to 22% increased cutting leverage for superior comfort and control
- Induction hardened, precision sharpened, offset cutting edges produce a shearing cut (not a pinching cut) to stay sharp longer and cut with less effort
- Differential heat treatment produces strength and toughness



	Stock No.	Description	Handle Style (A)	Jaw Length, inches (B)	Length, inches (C)
Diagonal Cutters	312CF	Heavy Duty Diagonal Cutter	Long Handle	0.80	11
	808CF	6" Long Mini Diagonal Cutter	Bowed	9/16	6-15/16
High Leverage Diagonal	388ACF	8-5/16" High Leverage Diagonal Cutter	Bowed	1-1/16	8-5/16

Cushion Throat Cutters

- Urethane insert in jaws captures clipped material, reducing the likelihood of work environment contamination
- Retention of wire clippings enhances worker safety by preventing projectile material from being scattered throughout the worksite
- Handles are designed for comfort and deliver the leverage needed to tackle the most demanding jobs
- Quality forged steel ensures tools will provide years of service




Stock No.	Description	Handle Style	Jaw Length, inches (B)	Overall Length, inches (C)
84CFCTA	Diagonal Cutter	Bowed	3/8	4-3/4
86ACFCT	Diagonal Cutter	Bowed	3/4	6-5/16
388ACFCT	High Leverage Diagonal Cutters	Bowed	1-1/16	8-5/16
87ACFCT	High Leverage Diagonal Cutter	Bowed	13/16	7-3/8
P8715OCT	True Flush Cut Oval Cutter	Bowed	17/32	5-3/16

Wire Stripper/Cutter/Crimper

P-Series Cutting Pliers

- End cutting pliers for working in difficult spaces
- Cutting edge geometry strikes a balance between sturdiness and sharpness resulting in clean cuts that can last for as long as 200,000 cycles
- Heat treated frame provides exceptional tool life
- Hot forged technology aligns grain structure of proprietary alloyed steel to follow the profile of the shanks giving the pliers extraordinary tenacity and toughness
- Precision grinding in joint greatly reduces friction providing smooth operation without lubrication
- Screw joint minimizes friction and maximizes jaw alignment
- Internal torsion spring returns the pliers to the opening position keeping the tools always ready to work while minimizing hand fatigue



Stock No.	Dimension A, mm	Dimension B, mm	Dimension C, mm	Dimension D, mm	Dimension E, mm	Wire Diameter, mm	Cut Type	Head Style
P86145	109	10.6	12.5	13.1	@11°	0.30-1.25	Flush	End
P88145	115	11.7	12.5	6	0.8	0.30-1.60	Flush	Tapered
P88145R	115	11.7	12.5	6	0.8	0.30-1.25	Flush	T&R
P87150	130	13.8	15.8	8	1.6	0.40-2.00	Flush	Oval
P88150R	130	13.8	15.8	8	1.6	0.40-1.60	Flush	T&R



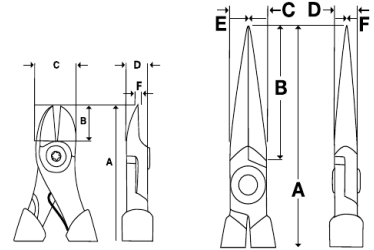
- Plastic coated handles on these pliers and cutters do not protect against electric shock
- Read safety precautions on pages W1 to W4

SPECIAL PURPOSE



P-Series Precision Pliers

- Cutting edge geometry strikes a balance between sturdiness and sharpness resulting in clean cuts that can last for as long as 200,000 cycles
- Heat treated frame provides exceptional tool life
- Hot forged technology aligns grain structure of proprietary alloyed steel to follow the profile of the shanks giving the pliers extraordinary tenacity and toughness
- Precision grinding in joint greatly reduces friction providing smooth operation without lubrication
- Screw joint minimizes friction and maximizes jaw alignment
- Internal torsion spring returns the pliers to the opening position keeping the tools always ready to work while minimizing hand fatigue



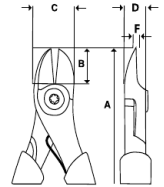
Stock No.	Description	Dimension A, Length, inches (mm)	Dimension B, Jaw Flat Length, inches (mm)	Dimension C, Head Width, inches (mm)	Dimension D, Head Thickness, inches (mm)	Dimension E, Tip Width, inches (mm)	Dimension F, Tip Thickness, inches (mm)	Jaw Style	Head Style
P90050	5" Round Nose Pliers	5 (127)	1 (26)	31/64 (12.5)	19/64 (7.6)	7/64 (2.9)	3/64 (1.4)	Smooth	—
P93050	5" Flat Nose Pliers	5-5/64 (129)	1-3/32 (28)	31/64 (12.5)	19/64 (7.6)	5/64 (1.8)	5/64 (1.8)	Smooth	—
P91045	4-1/2" Snipe Nose Pliers	4-49/64 (121)	25/32 (20)	31/64 (12.5)	19/64 (7.6)	5/64 (1.8)	5/64 (1.8)	Serrated	Short
P91055	5-1/2" Snipe Nose Pliers	5-21/32 (144)	1-45/64 (43)	31/64 (12.5)	19/64 (7.6)	5/64 (1.8)	5/64 (1.8)	Serrated	Long
P91355	5-1/2" 45° Bent Needle Nose Pliers	5-1/2 (141)	1-53/64 (46.8)	31/64 (12.5)	19/64 (7.6)	5/64 (1.8)	5/64 (1.8)	Serrated	@ 45°
P92050	5" Needle Nose Pliers	5-7/64 (130)	1-7/32 (31)	31/64 (12.5)	19/64 (7.6)	5/64 (1.8)	5/64 (1.8)	Serrated	Short
P92055	5-1/2" Needle Nose Pliers	5-45/64 (145)	1-47/64 (44)	31/64 (12.5)	19/64 (7.6)	5/64 (1.8)	5/64 (1.8)	Serrated	Long
P92650	5" 90° Bent Needle Nose Pliers	4-29/32 (125)	1-7/32 (31)	31/64 (12.5)	19/64 (7.6)	5/64 (1.8)	5/64 (1.8)	Serrated	@ 90°

Special Application

- Manufactured from 1% carbon/chrome ball bearing steel to provide strength without brittleness
- Adjustable screw joint minimizes friction and maximizes cutting edge alignment
- Precision hardened cutting edge provides superior durability
- Unique jaw design of the EPC160 makes it ideal for cutting plastic, rubber and vinyl



EPC160



Stock No.	Description	A	B	C	D	F
EPC160	Plastic and Cable Cutters	6.3	0.7 (17.7)	0.85 (21.5)	0.39 (9.9)	0.059 (1.4)



497ACF



490CF



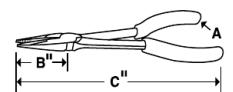
612AEP



912AEP

Special Purpose Pliers

- Bent Nose Pliers - Angled jaws for better access to hard to reach areas
- Pistol Grip - Angled handle for access to hard to reach areas
- Duck Bill - Specially designed for electronics work



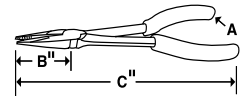
Stock No.	Description	B	C
497ACF	90° Angle Jaw Needle Nose Pliers	1-5/8	7-1/4
490CF	90° Bent Needle Nose Pliers	1-5/8	9-5/8
612AEP	Pistol Grip Needle Nose Pliers	1-3/8	9-3/4
912AEP	Pistol Grip Needle Nose Pliers	2-1/4	10-5/8



196ACF



597ACF



Needle Nose

- Rounded jaw edges minimize nicks to wire when making loops or bends
- Jaw tips are perfectly aligned and feature machined teeth for precise gripping strength with positive control

Talon Grip™

Stock No.	Description	B	C	
196ACF	Talon Grip™ Long Nose Pliers with Cutter	2-1/4	8	•
196ANCF	Talon Grip™ Long Nose Pliers	2-1/4	8	•
97ACF	Talon Grip™ Needle Nose Pliers	3-3/16	9	•
597ACF	8" Pin Gripping Pliers	3-3/16	8-7/8	
96ACF	Needle Nose Pliers	2-1/4	8	•



61CF




609CF

Pliers-E Series

- Spring jaw opening
- Cutter models have a small hole at the base of the blades to relieve pressure on the cutting edges
- Innovative cushion grip handles result in a very comfortable, yet durable handle grip

Stock No.	Description	B	C
61CF	Duck Bill Pliers	1-5/16	7-3/4
408CF	9" Stork Bent Needle Nose Pliers	1-1/2	7-7/8
908CF	9" Stork Needle Nose Pliers	1-5/8	8-1/8
609CF	9" Stork Duck Bill Pliers	1-3/8	9-1/4



415CP



411CF



911ACF



915CP

Long Reach


- Long, slim jaws and flush riveted joints for increased reach into recessed areas
- Ideal for electric and electronic work, holding pins or small components

Stock No.	Description	B	C
415CP	Long Reach 35° Bent Nose Needle Nose Pliers	2-7/8	14-3/8
411CF	Long Reach 35° Bent Needle Nose Pliers	3	10-7/8
911ACF	Needle Nose Pliers	3-3/16	11-1/8
915CP	Long Reach Needle Nose Pliers	3-3/16	14-1/2



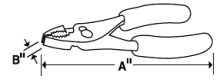
- Plastic coated handles on these pliers and cutters do not protect against electric shock
- Read safety precautions on pages W1 to W4

COMBINATION/SLIP JOINT



Combination

- Slip joints for adjustable jaw width



Stock No.	Description	Length, inches (A)	Jaw Thickness, inches (B)	Talon Grip
44ACF	Combination Slip Joint	4-1/2	15/64	•
46ACF	Combination Slip Joint	6-7/16	23/64	•
47ACF*	Combination Slip Joint	8-1/4	7/16	•
49ACF	Combination Slip Joint	9-1/4	1/2	•

*Third position gives a wider jaw spread for tough-to-get-ahead-of jobs

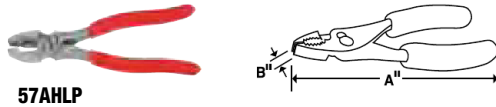


Special Purpose

- High Leverage Combination Pliers requires 1/4 the effort normally needed for cutting/gripping
- Midget Pliers with serrated jaws are ideal for extremely small work

Stock No.	Description	Length, inches (A)	Jaw Thickness, inches (B)
HL138ACP	High Leverage Combination	7-7/8	1-1/16
5CF	—	—	—

LINEMAN'S



Standard (Lineman's)

- Machined cutter heads for perfectly matched blades
- Induction hardened head for extra strength and durability
- Gripper teeth behind the head can be a useful crushing area

Stock No.	Description	Length, Inches (A)	Jaw Thickness, inches (B)
57AHL	Lineman's Pliers	7-3/8	1/2
59AHL	Lineman's Pliers	9-1/4	1/2

ADJUSTABLE JOINT



Tongue and Groove

- Special tongue and groove design that assures nonslip jaw action
- Unique fastener system inhibits side to side jaw wobble for added strength and smoother operation

Set Contains:
AWP404

Stock No.	Description	A	B	C	
AWP45	Adj. Joint Pliers	3	1/2	4-3/4	•
AWP65	Adjustable Joint Pliers	5	7/8	7	•
AWP120	Adj. Joint Pliers	7	2-3/16	12-3/4	•
AWP160	Adjustable Joint Tongue and Groove Pliers	8	3-13/16	16-3/4	•
CHN410*	Parrot Jaws Adjustable Joint Pliers (Blue-Point®)	5	1-1/2	10-1/8	

*Blue-Point®

Set shown includes storage tray

Standard (Adjustable Joint)

- Specially hardened jaw teeth provide long life and a solid grip on work objects
- Vinyl covered handles for a secure, comfortable grip



Stock No.	Description	A	B	C
91ACP	Adjustable Joint Pliers (9-1/4")	5	1-3/8	9-1/4
CHN480	Interlocking Channel Adjustable Joint Pliers (Blue-Point®)	11	5-1/2	20

Heavy Duty

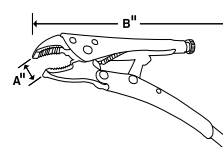


Stock No.	Description	A	B	C
137ACF	Heavy Duty Combination Slip Joint	8-3/16	27/64	8-3/16

A "V" groove houses round objects, preventing lateral movement.



LP404



LP Series

- Spring loaded release lever allows quick "no-pinch" release
- Locking nut secures jaw opening for repeat jobs
- Larger jaw capacity to hold larger objects
- Jaws feature greater surface area and broader teeth for more secure gripping

Set Contains: LP404

Stock No.	Description (Chart)	Jaw Capacity, inches (A)	Length, inches (B)	
LP5SLIM	Thin Curved Jaw	1-5/32	5	
LP7SLIM	Thin Curved Jaw	1-5/8	7	
LP5WR	Curved Jaw w/cutter	1-5/32	5	•
LP6LN	Long Nose	2-1/8	6	•
LP7WR	Curved Jaw w/cutter	1-5/8	7	•
LP10WR	Curved Jaw w/cutter	2-7/16	10	•
LP7R	Straight Jaw	1-5/8	7	
LP10R	Straight Jaw	2-7/16	10	
LP10LN	Long Nose	2-3/4	10	
LP10GRV	10" Grooved Joint Locking Pliers	1-5/8	10	



LP5SLIM



LP7SLIM



LP6LN



LP10WR



LP10GRV

LP5SLIM Locking Pliers

- Use for removal of socket style sway bar links
- Thinner jaws fit between stabilizer bar and stabilizer link to allow a socket to be used for nut removal
- LP7SLIM Applications: 2002-2004 Dodge® Caravans, Chrysler® Town and Country® and any other vehicles with non-greaseable sway bar links

LP10GRV Grooved Jaw Locking Pliers

- Longitudinal V groove section provides three points of contact preventing lateral movement while working
- Specially tapered groove means the larger the work piece, the larger the groove section that holds it
- Convex tooth section of mobile jaw pushes flat work pieces against the large, flat fixed jaw for tighter clamping
- Recessed area of mobile jaw allows angled objects to be held and clears small obstacles
- Serrated milled teeth provide a positive grip on different shaped objects

Locking Pliers/Standard Grip (Blue-Point®)

- Made from high grade, heat treated steel alloys, the hardened precision ground jaws "lock" onto work pieces that are tough to hold
- Adjusting screws ensure fine adjustments for precise gripping
- Soft grip series improves comfort while resisting damage from oil and grease



BLP7



BLP404

Set Contains: BLP404, BSGLP404

Stock No.	Description	Grip Style	Jaw Capacity, inches (A)	Length, inches (B)	
BLP5	Curved Jaw	Standard	1.125	5	•
BLP7	Curved Jaw	Standard	1.625	7	•
BLP10	Curved Jaw	Standard	1.875	10	•
BLP6LN	Long Nose	Standard	2.25	6	•
BSGLP5	Curved Jaw	Soft	1.125	5	•
BSGLP7	Curved Jaw	Soft	1.625	7	•
BSGLP10	Curved Jaw	Soft	1.875	10	•
BSGLP6LN	Long Nose	Soft	2.25	6	•



BSGLP6LN




BSGLP404



• Plastic coated handles on these pliers and cutters do not protect against electric shock
• Read safety precautions on pages W1 to W4

RETAINING RING



SRPC112



SRPC4700



SRPC3845



SRPC3890

Fixed Tip/Convertible (Forged)

- Longer 45° and 90° jaws make it easier to access hard to reach snap ring
- Pivot screw converts from internal to external
- Wide cushion grip provides more comfort and control

Stock No.	Length, inches	Ring Size Range, inches	Jaw Angle	Tip Diameter, inches	Set Contains:		
					SRPC112	SRPC107	SRPC105
SRPC3800	6-7/16	1/8-1	0°	.038	•	•	•
SRPC4700	6-7/16	3/16-1-3/8	0°	.047	•	•	•
SRPC7000	7-7/16	7/16-2	0°	.070	•	•	•
SRPC9000A	8-3/4	1-1/2-3-1/2	0°	.090	•		
SRPC3845	6-7/16	1/8-1	45°	.038	•		
SRPC4745	6-7/16	3/16-1-3/8	45°	.047	•		
SRPC7045	7-7/16	7/16-2	45°	.070	•	•	
SRPC9045A	8-3/4	1-1/2-3-1/2	45°	.090	•	•	
SRPC3890	6-7/16	1/8-1	90°	.038	•		•
SRPC4790	6-1/2	3/16-1-3/8	90°	.047	•		
SRPC7090	7-1/2	7/16-2	90°	.070	•	•	•
SRPC9090A	8-3/4	1-1/2-3-1/2	90°	.090	•	•	

ASME/ANSI® B107.500

Sets shown include storage tray



PRH406

Fixed Tip/Convertible

Unique dial feature eliminates the need to take apart pliers when changing from internal to external.

Stock No.	Length, inches	Ring Size Range, inches	Jaw Angle	Tip Diameter, inches	Set Contains:
					PRH406
PRH12	5-3/4	1/8-1	18°	.038	•
PRH32	6	5/16-1-3/8	18°	.047	•
PRH34	7-1/2	7/16-2	18°	.070	•
PRH129	5-3/4	1/8-1	90°	.038	•
PRH329	5-7/8	5/16-1-3/8	90°	.047	•
PRH349	7-1/2	7/16-2	90°	.070	•

ASME/ANSI B107.500

Sets shown include storage tray



PRH503

PRH502A



PR50A



PR36



PR7A



PR8A



PR54



PRH57A



PR215

Interchangeable Tip

							Set Contains:					
Internal	External	Length, inches	Ring Size Range, inches	Tip Kit Included	Tip Sizes Included, inches (degree)	Optional Kits	Optional Tip Sizes	PR36	PRH502A	PRH503	PR50A	PR215
PR37		6-1/4	3/8-2	PR5 (For PR36 only)	None	PR5	.047" 0°, .070" 0°, .047" 45°, .038" 90°	•				
	PR38	6-1/4	1/4-2	-	None	PR5	.047" 0°, .070" 0°, .047" 45°, .038" 90°	•				
PRH56A		6-3/8	Internal 1/4-1; External 1/8-1	PRH56A-1	1 pair each: .023, .036, .047 (0°); .036, .047 (90°)				•	•		
PRC65A		10	Internal 1-13/64-4; External 1-1/3-4	PRC65A-1	1 pair each (15° and 90°): .090, .108, .120					•		
PRH57A		8	Internal 3/8-2; External 1/4-2	PRH57A-1	1 pair each: .036, .047, .070 (0°); .036, .047 (90°)				•	•		
PR51		9-1/2	2-7/16-4	PR502	.108 (15°), .108 (45°)	PR501	.108", 0°					•
	PR52	9-1/2	1-1/2-3-11/32	PR507	.120 (45°), .120 (90°)	PR505	.120", 0°					•
PR7A		15-11/16	3-1/16-6-1/4	PR7A-1	.120 (0°)	PR7A-2	.120" 45°, .120" 90°					•
	PR8A	15-11/16	3-1/16-6-1/4	PR7A-1	.120 (0°)	PR7A-2	.120" 45°, .120" 90°					•
PR54		29	6-1/2-10	PR54-1	.150 (0°)	PR54-2	.150" 45°, .150" 90°					
	PR53	19	6-1/2-10	PR53-1	.170 (0°)	PR53-2	.170" 45°, .170" 90°					

PR36 Set includes PR5 tip kit. Individual PR37 and PR38 units do not include tips and require PR5 tip kit.
 PR51 and PR52 work with tip kits PR501 - PR508
 PRH503-1 Replacement Case for PRH503

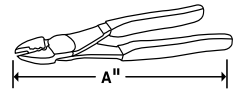


• Plastic coated handles on these pliers and cutters do not protect against electric shock
 • Read safety precautions on pages W1 to W4



29ACF

Crimpers



Stock No.	Description	Length, inches (A)	Crimps
29ACF	Terminal Crimping Pliers with Cutter	9-3/8	10, 12, 14, 16, 18, 20, 22 AWG Insulated and Non-Insulated

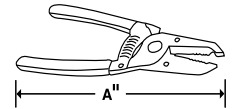
29ACF Cold Forged Wire Terminal Crimping Tool

- Cold-formed heat treated rivet for smooth action and long life
- Precision machined joint and cutting edges, hardened wire cutter with Knife to Anvil design, never needs sharpening
- Crimps 10-22 AWG wire
- For insulated and non-insulated terminals and connectors
- Compact crimper doubles terminal pull off force
- Jaws are designed 20% smaller for better access in confined spaces
- Cold-formed heat-treated rivet for smooth action and long life
- Precision machined joint and cutting edges plus hardened wire cutter with Knife to Anvil design never needs sharpening
- Crimping dies laser marked for insulated and bare solderless terminals
- Cushion grips for comfort and control



PWCS7CF

Wire Stripper/Cutter/Crimper



Stock No.	Description	Dimension A, Length, inches	Strips AWG Sizes
PWCS7CF	Wire Stripper/Cutter/Crimper	6-3/4	12, 14, 16, 18, 20
PWCS57CF	—	6-3/4	14–24 AWG
PWCS9CF	Wire Stripper/Cutter/Crimper/Bolt Cutter	8-3/4	AWG20–AWG10 (stranded wire), AWG16–AWG8 (solid wire)
PWCS8	Wire Stripper/Cutter/Crimper/Bolt Cutter (Blue-Point®)	8-1/4	10–22

PWCS7CF Wire Stripper/Cutter/Crimper

- Unique smaller wire stripper/crimper that strips 12, 14, 16, 18 and 20 gauge insulated wire
- Crimps insulated and bare wire connectors
- Wire cutter in the jaw and handle
- Ideally suited for work in confined areas such as under dash or within electrical service enclosures



PWCS7CF

PWCS7CF 7" Wire Stripper/Crimper/Cutter

- Strong, serrated gripping nose for bending, pulling and shaping of wire or connectors
- Precision ground stripping holes make removing wire insulation a snap
- Crimps insulated and bare wire connectors
- Wire cutter in two places: in jaws and near the handle
- Compact design for working in confined areas
- Cold-forged steel for better performance/longer life
- Wire crimper placed in front of the pivot point for crimping in tight spaces
- Natural steel finish has a tough, protective clear coating to guard against corrosion
- Cushioned grips provide comfort and control
- For use on 14–24 AWG wire



PWCS9CF

- Cutting wire and crimping terminals for: speaker wire, wire for navigation and entertainment systems, data wires that connect to computers, body control modules, power windows and door locks, dash gauges and running lights for boats

PWCS9CF 9" Wire Stripper/Cutter/Crimper/Bolt Cutter

- Cold forged from special alloy steel and induction heat-treated for superior performance and durability
- Pliers tip for grabbing or pulling wire
- Crimps both insulated and non-insulated terminals
- Includes shears in throat area for general cutting applications
- Cushion grips provide comfort, control and power
- Cuts #6 and #8 soft bolts



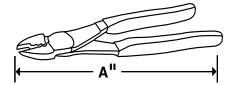
PWCS8

PWCS8 Wire Stripper/Cutter/Crimper/Bolt Cutter (Blue-Point®)

- Soft grip handles deliver optimal comfort and control during high strength gripping
- Corrosion resistant finish
- Laser-hardened cutting edges provide uniform hardness for consistent cutting and edge life



PWC47



Crimpers (Blue-Point®)

Stock No.	Description	Length, inches (A)	Crimps
PWC47	Computer/Sensor Terminal Crimping Tool	8	Open barrel and Wether-Pac terminals 14–24 AWG



PWC48



PWC34

Ratcheting Crimpers

- PWC48 Ratcheting Crimper Kit (Blue-Point®)**
- Versatile quick-change jaw system allows work on many kinds of terminals
 - Exclusive patented quick installation for easy jaw change, no tools required
 - Jaws are precision investment casting made of AISI 4140 alloy steel
 - Easy adjustment for changing the pressure of the crimp

Modular Connectors

- PWC34 Crimping Tool (Blue-Point®)**
- Double compound action with ratchet control for almost effortless operation
 - Use with insulated connectors on 10–22 gauge wire
 - Easy, efficient, single-squeeze crimping of modular connectors

Miscellaneous

- PWC39 Cable Slitter (Blue-Point®)**
- Slits and removes insulation on single or multiple conductor cables up to 1.25" OD
 - Adjustable blade allows for varying insulation thickness up to .187"
 - Lightweight, fiberglass reinforced nylon body
 - Extra blade in handle
 - 5-1/4" long



PWC39

- PWC80A Cable Cutter (Blue-Point®)**
- For cutting battery cables and other soft metal cables
 - Vinyl covered handles
 - 7-1/2" long



PWC80A

- PWC52A Connector Pliers (Blue-Point®)**
- For gripping round and irregularly shaped objects such as cannon plugs or plated pipe
 - Range is 3/4–2-1/2"
 - 9-3/4" long



PWC52A

- PWC52A2L Replaceable Hinge Bolt (Blue-Point®)**
- For PWC52A




• Plastic coated handles on these pliers and cutters do not protect against electric shock
 • Read safety precautions on pages W1 to W4



PWC12A



PWC28A



PWC13



PWC14



PWC16A



PWC27



PWC42




PWC24



PWC6



PWC58



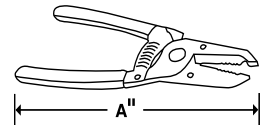
PWC9



PWC22B



PWC19



Strippers/Cutters/Crimpers

Stock No.	Description	Length, inches (A)	Strips AWG Sizes	Strips Metric Sizes, mm	Replacement Blades
PWC12A	Wire Stripper/Cutter/Crimper	9-1/2	10, 12, 14, 16, 18	10-18 Insulated and Non-Insulated 7-8 mm Ignition Terminals	—
PWC28A	Wire Stripper/Cutter/Crimper/Bolt Cutter	8-1/4	10, 12, 14, 16, 18, 20, 22 Stranded, 8, 10, 12, 14, 16, 18 Solid	10-22 Non-Insulated Terminals and Crimp Sleeves	—
PWC13	—	7-1/2	12, 14, 16	10-22 Insulated 7-8 mm Ignition Terminals	—
PWC14	Wire Stripper/Cutter/Crimper/Bolt Cutter	8-3/4	10, 12, 14, 16, 18, 20, 22	10-22 Insulated and Non-Insulated 7-8 mm Ignition Terminals	—
PWC16A	Wire Cutter/Stripper	5	10-18	Adjustable	—
PWC27	Automatic Wire Stripper	6-1/4	10, 12, 14, 16, 18, 20, 22	—	PWC27-7
PWC42	Automatic Wire Stripper	5-1/2	16, 18, 20, 22	1.5, 1.0, .5, .42	PWC42-17
PWC24	Automatic Wire Stripper	6-1/4	16, 18, 20, 22, 24, 26	—	PWC24-1
PWC6	Wire Stripper/Cutter/Pliers	6	10, 12, 14, 16, 18, 20	2.6, 2.0, 1.6, 1.3, 1.0, .80	—
PWC58	Wire Stripper/Cutter/Crimper/Bolt Cutter	8-1/4	10-22	7-8 mm Ignition Terminals	—
PWC9	—	9-1/2	10, 12, 14, 16, 18, 20, 22 (2.6, 2.0, 1.6, 1.3, 1.0, .80 mm)	10-22 Insulated and Non-Insulated 7-8 mm Ignition Terminals	—
PWC19	Micro Shear Wire Cutters	5-1/8	Up to 20	Up to .80	—
PWC22B	Automatic Wire Stripper with Cutter	7-1/4	12, 14, 16, 18, 20	—	—

Pliers and Cutters/Vinyl Grips (Blue-Point®)

Set Contains: **BDGPL800**

Stock No.	Description	Jaw Length, inches	Length, inches	
BDGAWP100	Adjustable Joint Pliers	1-3/4	10	•
BDG48CP	Slip Joint Pliers	1-27/32	8	•
BDG98CP	Long Needle Nose Pliers	3	8	•
BDG9845CP	45° Bent Needle Nose Pliers	2-13/16	7-3/4	•
BDG57CP	Lineman's	1-1/4	7-1/2	•
BDGEC7	End Cutter	7/16	7	•
BDG86CP	Diagonal Cutter	21/32	6-1/2	•
BDG88CP	Diagonal Cutter	15/16	8-1/8	•



BDGPL800



BPL501

Pliers and Cutters (Blue-Point®)

Set Contains: **BPL501**

Stock No.	Description	Jaw Length, inches	Length, inches	
B48CP	Slip Joint Pliers	2-3/32	8-13/32	•
B58HLP	Lineman's Pliers	1-1/2	8-31/32	•
B87CP	Diagonal Cutters	31/32	6-19/32	•
B96CP	Needle Nose Pliers	2-1/32	6-5/16	•
BAWP100	Adjustable Joint Pliers	1-3/8	10-5/32	•

Miniature Pliers and Cutters (Blue-Point®)

Set Contains: **BMPL1000**

Stock No.	Description	Jaw Length, inches	Length, inches	
B45CMP	Combination Pliers	1	4-11/16	•
B65CMP	Duck Bill Pliers	1-5/32	4-7/8	•
B75CMP	Round Nose Pliers	1-5/32	5	•
B85CMP	Diagonal Cutter	21/32	4-11/32	•
B85CTMP	Thin Diagonal Cutter	23/32	4-5/8	•
B945CMP	B945CMP	1	4-11/16	•
B95CLMP	Long Needle Nose Pliers	2-1/16	5-25/32	•
B95CMP	Long Nose Pliers	1-1/8	4-7/8	•
B960CMP	60° Bent Nose Pliers	15/16	4-11/16	•
BMPEC5	End Cutter	5/16	4-1/32	•



BMPL1000

Sets shown include storage tray

Miniature Pliers and Cutters/Vinyl Grips

Set Contains: **BDGMPL845** and **BDGCPL700**

Stock No.	Description	Jaw Length, inches	Length, inches		
BDG45CMP	Miniature Combination Pliers (Blue-Point®)	1	4-11/16	•	•
BDG65CMP	Miniature Duckbill Pliers (Blue-Point®)	1-5/32	4-7/8	•	
BDG85CMP	Miniature Diagonal Cutter (Blue-Point®)	21/32	4-11/32	•	
BDG85CTMP	Miniature Thin Diagonal Cutter (Blue-Point®)	23/32	4-5/8	•	•
BDG945CMP	Miniature 45° Bent Nose Pliers (Blue-Point®)	1	4-11/16	•	•
BDG95CLMP	Miniature Long Needle Nose Pliers (Blue-Point®)	2-1/16	5-25/32	•	•
BDG95CMP	Miniature Long Nose Pliers (Blue-Point®)	1-1/8	4-7/8	•	
BDGMPEC5	Miniature End Cutter (Blue-Point®)	5/16	4-1/32	•	



BDGMPL845



BDGCPL700

BDGMPL845 8 pc Miniature Pliers and Cutters Set (Blue-Point®)

- Includes eight commonly used mini-pliers for precision work in confined spaces
- Laser-hardened cutting edges provide uniform hardness for consistent cutting and edge life
- Chrome/nickel alloy finish resists against rust and corrosion
- Laser-hardening process improves chrome/nickel finish by eliminating quenching oil residue from the hardening process
- Pliers feature leaf-spring design for improved dexterity during precision work
- Cushioned vinyl grips offer comfort during extended use and make for easy clean up

BDGCPL700 7 pc Pliers and Cutters Set (Blue-Point®)

- Set includes: BDG48CP 8" Slip Joint Pliers, BDG88CP 8-1/8" Diagonal Cutters and BDG98CP 8" Needle Nose Pliers plus Miniature Pliers (3) and Cutter (1) to cover a large range of jobs
- Laser-hardened cutting edges provide uniform hardness for consistent cutting and edge life
- Chrome/nickel alloy finish resists against rust and corrosion
- BDG98CP Needle Nose Pliers features a fastener-turning jaw and cutter
- Mini Pliers feature leaf-spring design for improved dexterity during precision work
- Cushioned vinyl grips offer comfort during extended use and make for easy clean up



• Plastic coated handles on these pliers and cutters do not protect against electric shock
 • Read safety precautions on pages W1 to W4

PLIERS AND CUTTERS Blue-Point®

Long Reach Miniature Pliers (Blue-Point®)

Set Contains:

BDGPL400LMP

Stock No.	Description	Jaw Length, inches	Length, inches	
BDG86LMP	Diagonal Cutting Pliers	3/4	5-1/2	•
BDG97LMP	Needle Nose Pliers	2-13/32	7	•
BDG9645LMP	45° Bent Nose Pliers	1-7/32	6	•
BDG96LMP	Long Nose Pliers	1-5/16	6	•



BDGPL400LMP

Extended Reach Hose Grip (Blue-Point®)

Set Contains:

BDGPL300HG

Stock No.	Description	Jaw Length, inches	Length, inches	
BDGPL410HG	Small Hose Grip Pliers	2-1/4	11	•
BDGPL411HG	Medium Hose Grip Pliers	2-1/4	11	•
BDGPL412HG	Large Hose Grip Pliers	2	11	•



BDGPL300HG

Long Reach (Blue-Point®)

Set Contains:

BDGPL300LR

Stock No.	Description	Jaw Length, inches	Length, inches	
BDG311CP	Diagonal Cutter	1-9/16	11	•
BDG91145CP	45° Bent Needle Nose Pliers	3-3/16	11	•
BDG911CP	Needle Nose Pliers	3-9/16	11	•



BDGPL300LR

Extra Long Reach (Blue-Point®)

Set Contains:

BDGPL200XLR

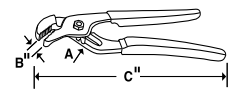
Stock No.	Description	Jaw Length, inches	Length, inches	
BDG91645CP	45° Bent Needle Nose Pliers	3-3/16	16	•
BDG916CP	Needle Nose Pliers	3-9/16	16	•



BDGPL200XLR

Adjustable Joint (Blue-Point®)

Stock No.	Description	Max. Jaw Postions (A)	Parallel Opening, inches (B)	Length, inches (C)
AP7	Adjustable Joint	9	1-1/2	7
AP10	Adjustable Joint	11	1-3/4	10
AP12	Adjustable Joint	13	2-1/16	12



AP10

Heavy Duty Bolt Cutters (Blue-Point®)

- Drop forged, alloy steel jaws are precision ground to provide a long lasting cutting edge.
- Lightweight, tubular steel handles deliver extra leverage for tough jobs.
- Comfortable, heavy duty grips resist slippage.



BLPBC30

Stock No.	Capacity (Soft Material), inches	Capacity (Hard Material), inches	Length, inches	Weight, lb (kg)	Replacement Jaw Assembly
BLPBC18	3/8	1/4	18	3.4 (1.55)	BLPBC18-1
BLPBC24	7/16	5/16	24	5.6 (2.55)	BLPBC24-1
BLPBC30	1/2	3/8	30	8.6 (3.9)	BLPBC30-1
BLPBC36	9/16	7/16	36	14.2 (6.45)	BLPBC36-1

NONCONDUCTIVE COMPOSITE TOOLS

Flat Tip Screwdrivers (Soft Grip Handle)

- Slim tip design accesses fasteners in tight areas faster and easier
- No conductive path to user
- No insulation to puncture, tear or wear through
- Exceeds ANSI®, ISO® and ASME® strength and performance requirements for standard steel tools
- Every tool is individually tested to protect up to 1,000 V AC and 1,500 V DC
- Snap-on® nonconductive tools are UL® listed, assuring compliance to IEC® 60900
- U.S. Patent 6,655,240 B1



Set Contains:
CNSGD60

	Stock No.	Tip Size	Shank Length, inches	Length, inches	
Flat Tip	CNSGDF66	3/16	6	11-1/2	•
	CNSGDF68	1/4	6	11-1/2	•
	CNSGDF69	9/32	6	11-1/2	•
Phillips® Tip	CNSGDP61	#1	6	11-1/2	•
	CNSGDP62	#2	6	11-1/2	•
	CNSGDP63	#3	6	11-1/2	•

Flat Tip Screwdrivers (Screwdriver Handle)

- No conductive path to user
- No insulation to puncture, tear or wear through
- Every tool is individually tested to protect up to 1,000 V AC and 1,500 V DC
- U.S. Patent 5,259,277



Set Contains:
IHT60K

	Stock No.	Tip Size	Shank Length, inches	Length, inches	Replacement Bit	
Flat Tip	IHTS3	3/16	3-1/4	8-3/16	IHTS65	•
	IHTS37	7/32	3-1/4	8-3/16	IHTS375	
	IHTS38	1/4	3-1/4	8-3/16	IHTS685	
	IHTS6	1/4	6	11	IHTS685	•
	IHTS610	5/16	6	11	IHTS6105	
	IHTS9	5/16	9	14	IHTS6105	•
	IHTS912	3/8	9	14	IHTS9125	
Phillips® Tip	IHTP31	#1	3-1/4	8-3/16	IHTP315	•
	IHTP62	#2	6	11	IHTP625	•
	IHTP63	#3	6	11	IHTP635	•

Screw Starters and Screwdriver Shanks

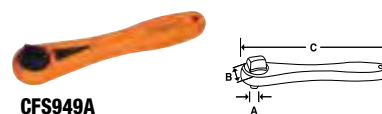
- No conductive path to user
- No insulation to puncture, tear or wear through
- Every tool is individually tested to protect up to 1,000 V AC and 1,500 V DC
- Snap-on® nonconductive tools are UL® listed, assuring compliance to IEC® 60900



Stock No.	Handle Type	Handle Diameter, inches	Tip Style	Tip Width Size	Length, inches
CSSC9	Composite	9/32	Flat Tip/PHILLIPS®	.032 x 9/32, #2	9
SGDMRC4-C6	Composite Magnetic Bit Holder	3/8	—	—	7-1/4

Ratchets

- No conductive path to user
- No insulation to puncture, tear or wear through
- Every tool is individually tested to protect up to 1,000 V AC and 1,500 V DC
- Snap-on® nonconductive tools are UL® listed, assuring compliance to IEC® 60900

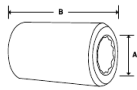


Stock No.	Square Drive, inches (A)	Head Width, inches (B)	Length, inches (C)	Repair Kit
CFS949A	3/8	1-19/32	8-3/4	RKRCFS949A
CSS949A	1/2	1-19/32	8-3/4	RKRCSS949



- Plastic coated handles on these pliers and cutters do not protect against electric shock
- Do not use damaged nonconductive tools
- Do not use "cheater bars" on handles
- Read safety precautions on pages W1 to W4

NONCONDUCTIVE COMPOSITE TOOLS



207CFDSY





IHT208K

Sockets, inches, 12-Point

Set Contains:

207CFDSY

		Outside Diameter, inches (A)	Length, inches (B)	
1/4	CFDS8B	15/16	1-3/4	
5/16	CFDS10B	15/16	1-3/4	
3/8	CFDS12B	1	1-3/4	•
7/16	CFDS14B	1	1-3/4	•
1/2	CFDS16B	1-3/16	2	•
9/16	CFDS18B	1-3/16	2	•
5/8	CFDS20B	1-3/16	2	•
11/16	CFDS22B	1-3/8	2-1/4	•
3/4	CFDS24B	1-3/8	2-1/4	•

IHT208K Nonconductive Composite Ratchet and Socket Set


- CFDS12B thru CFDS24B Sockets (3/8–3/4") (8 pc) plus CFS949A Ratchet in C0800 Kit Bag



CFDSM15B

Sockets, mm, 12-Point

- No conductive path to user
- No insulation to puncture, tear or wear through
- Every tool is individually tested to protect up to 1,000 V AC and 1,500 V DC
- Snap-on® nonconductive tools are UL® listed, assuring compliance to IEC® 60900

	Stock No.	Outside Diameter, mm (A)	Length, mm (B)
10	CFDSM10B	25.1	44.9
12	CFDSM12B	29.6	51.2
13	CFDSM13B	29.6	51.2
14	CFDSM14B	29.6	51.2
15	CFDSM15B	29.6	51.2
16	CFDSM16B	33.5	57.4
17	CFDSM17B	33.5	57.4
18	CFDSM18B	33.5	57.4
19	CFDSM19B	33.5	57.4



CSN24B

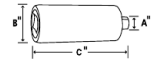
Breaker Bars

- Features the comfort and control of a Snap-on® screwdriver style handle
- UL® listed
- Each tool is individually tested to protect up to 1,000 V AC and 1,500 V DC
- Meets IEC® 60900 and ASTM® 1505 standards for insulating hand tools
- Exceeds ASME®/ANSI® B107.10M strength requirements for standard steel tools

Stock No.	Description	Head Width, inches	Length, inches	Head Diameter, inches
CSN24B	1/2" Drive, 24-1/2" Nonconductive Composite Breaker Bar	1-1/8	24-1/2	1



CFX6



Extensions

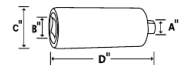
Stock No.	Square Drive, inches (A)	Outside Diameter, inches (B)	Length, inches (C)
CFX3	3/8	1	3
CFX6	3/8	2	6
CFX12	3/8	2	12
CSX5	1/2	1-5/16	5-21/32
CSX10	1/2	1-5/16	10-21/32



CA1MF



CFSSB8



Adaptors

- No conductive path to user
- No insulation to puncture, tear or wear through
- Every tool is individually tested to protect up to 1,000 V AC and 1,500 V DC
- Only Snap-on® nonconductive tools are UL® listed, assuring compliance to IEC® 60900

Stock No.	A	B	C	D
CA1MF	3/8	1/2	1-5/16	3-25/32
CA2A	1/2	3/8	1	3-7/8

CFSSB8 3/8" Drive Nonconductive Composite Universal Bit Holder

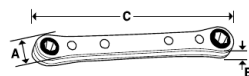
- Composite (insulating) universal bit socket for holding 1/4" bits
- 1" O.D.; 1-3/4" long
- No conductive path to user
- Each tool is individually tested to protect up to 1,000 V AC and 1,500 V DC
- Snap-on® nonconductive tools are UL® listed, assuring compliance to IEC® 60900 ASTM® standards for insulating hand tools


Ratcheting Box Wrenches

- UL® listed
- Individually tested to protect up to 1,000 V AC and 1,500 V DC
- All tools meet UL®/IEC®/ASME®/ASTM® specs



CRB1824



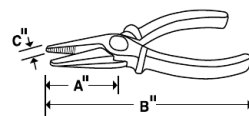
Stock No.		Finish	Head Diameter, inches (A)	Head Depth, inches (B)	Length, inches (C)
CRB1824	9/16-3/4	Composite	1-9/16-1-13/16	5/8-5/8	9-1/16



C59AHL



C97CP



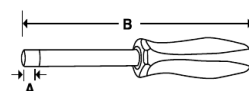
Pliers

- Nonconductive needle nose pliers feature all composite jaw and handle
- Spring loaded joint returns pliers to comfortable working position
- Durable jaw teeth aid in gripping and twisting
- Integral thumb guard for user protection
- Nonconductive lineman pliers have same quality as standard lineman pliers for performance and durability
- Nonconductive handles are soft grip for comfort and control
- Handles feature thumb guards and 2-position grip
- Each tool is individually tested to ensure protection up to 1,000 V AC and 1,500 V DC
- Snap-on® nonconductive tools are UL® listed, assuring compliance to IEC® 60900 ASTM® standards for insulating hand tools

Stock No.	Description	Jaw Length, inches (A)	Length, inches (B)	Tip Width, inches (C)
C59AHL	Lineman's Pliers	1-13/32	10	5/8
C97CP	Needle Nose Pliers	2	8-1/2	5/32




107CNDD



Nut Drivers

- Snap-on® nonconductive composite nut drivers have the six point Flank Drive® wrenching system for greater turning power with less fastener damage
- Nut drivers feature narrow, nonconductive composite shanks for greater access and a full 5" bolt clearance depth
- Screwdriver style handles provide maximum comfort and control
- Handles are color coded for easy size reference
- Sizes are stamped on the handle crown for better visibility when wearing a tool pouch
- Each tool is individually tested to ensure protection up to 1,000 V AC and 1,500 V DC
- Snap-on® nonconductive tools are UL® listed, assuring compliance to IEC® 60900 ASTM® standards for insulating hand tools
- US Patent #6,427,563

Set Contains: 107CNDD

Stock No.		Bolt Clearance Diameter, inches (A)	Length, inches (B)	
CNDD106	3/16	5/32	7-5/8	•
CNDD107	7/32	5/32	7-5/8	•
CNDD108	1/4	5/32	7-5/8	•
CNDD110	5/16	5/32	7-5/8	•
CNDD112	3/8	11/32	8-3/8	•
CNDD114	7/16	11/32	8-17/32	•
CNDD116	1/2	11/32	9-1/16	•



- Do not use damaged nonconductive tools
- Do not use "cheater bars" on handles
- Do not use with impact drivers
- Read safety precautions on page W1 to W4

Whether you're looking for finesse or power — or both — our hammers, punches and chisels are made to deliver powerful blows without punishing your hands and arms. They're available in both hard and soft grips and feature special energy-absorbing material for maximum comfort.

STRIKE A BLOW FOR SUPERIOR QUALITY.

We not only offer the largest range of striking tools, we offer the best construction. Snap-on® punches and chisels are made from heat-treated steel for maximum strength and performance, with heads that are machined to direct the striking force to the center of the tool head. This controls mushrooming, allows slow metal displacement and reduces chipping and splitting. Our standard, dead blow and ball peen hammers feature a free flowing shot that improves dead blow action and delivers concentrated blows while reducing rebound. Their composite handles are also designed to reduce vibration, prevent slippage and withstand the rigors of any shop environment.



Punches and Chisels

The anvil end on heads of Snap-on® punches and chisels are machined to a modified parabolic curve. This design directs the striking force to the center of the tool head to allow slow metal displacement. The parabolic curve controls mushrooming to reduce chipping and splitting. Heads should be redressed to their original shape with

hand files as necessary. The tough alloy steel is machined and differentially heat treated for optimum performance. The hardness of the striking head is reduced to help toughness and add qualities that result in a slower mushrooming of the striking surface.

Soft Grip Punches and Chisels

- Ergonomic soft grip handle provides a powerful grip, improves the thermal sensation in cold work environments and reduces strike vibration
- Semispherical striking area controls mushrooming to help reduce chipping and splitting
- Cutting edges on chisels are hand ground to consistently produce a quality edge
- Black oxide coated
- Manufactured from special alloy steel that is differentially heat treated to increase durability



PPCSG710

Set Contains: PPCSG710				
Stock No.	Description	Point/ Edge, inches	Length, inches	
PCSG812	Flat Chisel	3/8	6-1/8	•
PCSG816	Flat Chisel	1/2	6-1/8	•
PCSG820	Flat Chisel	5/8	6-1/8	•
PPSG103	Pin Punch	3/32	6-1/8	•
PPSG105	Pin Punch	5/32	6-1/2	•
PPSG106	Pin Punch	3/16	6-1/2	•
PPSG203	Starter Punch	3/32	6-1/8	•
PPSG205	Starter Punch	5/32	6-1/8	•
PPSG206	Starter Punch	3/16	6-1/8	•
PPSG4	Center Punch	3/16	6-1/8	•

Set Contains:					
Stock No.	Description	Tip Width, inches (mm)	Color		
			Red	Orange	Green
CHSL25R	Striking Chisel, Red	1/4 (6.35)	•		
CHSL25O	Striking Chisel, Orange	1/4 (6.35)		•	
CHSL25G	Striking Chisel, Green	1/4 (6.35)			•
CHSL50R	Striking Chisel, Red	1/2 (12.7)	•		
CHSL50O	Striking Chisel, Orange	1/2 (12.7)		•	
CHSL50G	Striking Chisel, Green	1/2 (12.7)			•
CHSL75R	Striking Chisel, Red	3/4 (19.05)	•		
CHSL75O	Striking Chisel, Orange	3/4 (19.05)		•	
CHSL75G	Striking Chisel, Green	3/4 (19.05)			•
CHSL100R	Striking Chisel, Red	1 (25.4)	•		
CHSL100O	Striking Chisel, Orange	1 (25.4)		•	
CHSL100G	Striking Chisel, Green	1 (25.4)			•



PPC14LB

Oval Bearing Race Punches

High alloy steel makes these tools ideal for stubborn bearing races.

PPC6LB 6" Oval Bearing Race Punch

- 7/16" hex stock, 7/16 x 15/64" oval point, 6" long

PPC10LB 10" Oval Bearing Race Punch

- 1/2" hex stock, 1/2 x 17/64" oval point, 10" long

PPC14LB Oval Bearing Race Punch

- 9/16" hex stock, 9/16 x 19/64" oval point, 14" long

PPC20LB Oval Bearing Race Punch

- 9/16" hex stock, 5/8 x 5/16" oval point, 20" long

PPC704BK 4 pc Punch Set

- Includes PPC6LB PPC20LB (4 pc)



PGH8A

Gasket Punch Set

PGH8A 11 pc Gasket Punch Set (Blue-Point®)

- Cuts holes in gaskets and other soft materials
- Includes 5-3/8" long mandrel and (10) punches (1/4, 5/16, 3/8, 7/16, 1/2, 9/16, 5/8, 3/4, 7/8 and 1")
- Includes storage case



GA1

Bushing Cutter

GA1 Bushing Cutter (Blue-Point®)

- Made of 1/2" octagonal stock with a 7/16 x 1/8" bit
- Curved bit pushes material away from work
- 7-1/4" long



YA879A



YA900

Automatic Centering Punches











YA879A Heavy Duty Automatic Center Punch (Blue-Point®)

- Single hand operation
- Design eliminates need for striking with hammer
- Adjustable spring tension cap
- Hardened steel point is replaceable
- 1/2" diameter

YA900 4-3/4" Automatic Center Punch (Blue-Point®)

- Strikes blow when pressure is applied, no hammer needed
- Cap adjusts force of blow
- 7/16" diameter
- 4-3/4" long

PUNCHES AND CHISELS

	Stock No.	Hex Size, inches	Point/Edge, inches	Length, inches	Set Contains:													
					PPC250BK	PPC210BK	PPC715BK	PPC710BK	PPSD120BK	PPC100AK	PPCD70BK	PPCS60BK	PPC50AK	PPCM60BK				
 Punch and Chisel Accessories	PPC1A	N/A	N/A	2-5/8	•	•	•	•										
	PPC5A	N/A	N/A	6-15/16		•												
 Center Punches	PPC3A	5/16	1/8	5	•	•	•											
	PPC4A	7/16	3/16	6	•	•	•	•										
	PPC6B	5/8	5/16	7														
	PPC714B	9/16	5/32	14														
 Pin Punches	PPC103A	9/32	3/32	4-7/32	•	•	•	•	•			•						
	PPC104A	5/16	1/8	4-3/4	•	•	•		•			•						
	PPC105A	3/8	5/32	5	•	•	•	•	•			•						
	PPC106A	3/8	3/16	5-1/4	•	•	•	•	•			•						
	PPC107A	3/8	7/32	5-1/4	•							•						
	PPC108A	7/16	1/4	5-3/4	•	•	•		•			•						
	PPC110A	1/2	5/16	5-1/4	•	•				•		•						
	PPC112	9/16	3/8	5-1/4	•	•												
 Metric Pin Punches	PPCM103B	5/16	—	154.2													•	
	PPCM104B	5/16	—	154.2														•
	PPCM105B	3/8	—	154.2														•
	PPCM106B	3/8	—	154.2														•
	PPCM107B	3/8	—	154.2														•
	PPCM108B	7/16	—	154.2														•
 Starter Punches	PPC203A	5/16	3/32	5-1/2	•	•	•	•	•								•	
	PPC204A	3/8	1/8	5-3/4	•	•	•		•									•
	PPC205A	3/8	5/32	6	•	•	•	•	•									•
	PPC206A	7/16	3/16	6-1/4	•	•	•	•	•									•
	PPC208A	1/2	1/4	6-3/4	•	•	•		•									•
	PPC210A	9/16	5/16	7-1/4	•	•				•								•
 Flat Chisels	PPC808A	1/4	1/4	5														
	PPC812B	5/16	3/8	5-1/2	•	•	•	•			•							•
	PPC816B	7/16	1/2	6	•	•	•	•			•							•
	PPC820B	1/2	5/8	6-1/2	•	•	•	•			•							•
	PPC824B	5/8	3/4	7-1/4	•	•					•							•
	PPC828B	11/16	7/8	8	•	•					•							•
	PPC832B	7/8	1	9														
	BPPC1878*	7/8	1	18														
 Long Flat Chisels	PPC820LB	1/2	5/8	16														
 Half Round Nose Cape Chisels	PPC12B	3/8	5/16	6	•												•	
 Cape Chisels	PPC13B	5/16	1/4	5-5/8													•	
	PPC14B	3/8	5/16	6	•													•
 Diamond Point Chisels	PPC15B	7/16	7/32	6													•	
	PPC19B	3/8	1/8	5-3/4	•													•
Kit Bag						KB2179	KB2178	KB2182	KB2181	KB2187	KB2175	KB2183	KB2185	KB2173	KB2189			

*Blue-Point®

PPC250BK 24 pc Punch and Chisel Set

- 24 pc in KB2179 kit bag



PPC250BK

PPC100AK 10 pc Punch and Chisel Set

- 10 pc in KB2175 kit bag



PPC100AK

PPC210BK 22 pc Punch and Chisel Set

- 22 pc in KB2178 kit bag



PPC210BK

PPCD70BK 7 pc Punch and Chisel Set

- 7 pc in KB2183 kit bag



PPCD70BK

PPC715BK 16 pc Punch and Chisel Set

- 16 pc in KB2182 kit bag



PPC715BK

PPCS60BK 6 pc Starter Punch Set

- 6 pc in KB2185 kit bag



PPCS60BK

PPC710BK 11 pc Punch and Chisel Set

- 11 pc in 2181 kit bag



PPC710BK

PPC50AK 5 pc Flat Chisel Set


- 5 pc in KB2173 kit bag



PPC50AK

PPSD120BK 12 pc Pin and Starter Punch Set


- 12 pc in KB2187 kit bag



PPSD120BK

PPCM60BK 6 pc Metric Pin Punch Set

- 6 pc in KB2189 kit bag



PPCM60BK

PPRG80 8 pc Roll Pin Punch Guide Set

- Companion tool for the PPR708BK roll pin punch set
- Provides faster, safer pin installation
- Pin guide is a vinyl sleeve uniting pin and punch to achieve perfect alignment during installation
- Ideal for pin installation in tight quarters where two hands cannot reach

- Use with Snap-on® roll pin punches PPR2 through PPR8 (1/16–1/4")
- Can also be used with Snap-on® pin punches PPC103A through PPC108A (3/32–1/4") and long pin punches PPC104LA thru PPC108LA (1/8–1/4")



PPRG80

Steel Stamping Sets

- Heat treated square stamp bodies
- Stored in 2 piece wooden containers

Stock No.	Characters	Number Stamps	Figure Size, inches	Square Body, inches	Length, inches
GA237	0–9	9	3/16	5/16	2-7/16
GA238	A–Z	27	3/16	5/16	2-7/16
YA817	0–9	9	1/8	1/4	2-3/8
YA818	A–Z	27	1/8	1/4	2-3/8

*One stamp serves as both 6 and 9.

**Also includes stamp for period.




GA237

Transfer Punches (Blue-Point®)

Set Contains:

DPFT531



DPFT531









Stock No.	Description	
DPFT531-6	3/32" Transfer Punch	•
DPFT531-7	7/64" Transfer Punch	•
DPFT531-8	1/8" Transfer Punch	•
DPFT531-9	9/64" Transfer Punch	•
DPFT531-10	5/32" Transfer Punch	•
DPFT531-11	11/64" Transfer Punch	•
DPFT531-12	3/16" Transfer Punch	•
DPFT531-13	13/64" Transfer Punch	•
DPFT531-14	7/32" Transfer Punch	•
DPFT531-15	15/64" Transfer Punch	•
DPFT531-16	1/4" Transfer Punch	•
DPFT531-17	17/64" Transfer Punch	•
DPFT531-18	9/32" Transfer Punch	•
DPFT531-19	19/64" Transfer Punch	•
DPFT531-20	5/16" Transfer Punch	•
DPFT531-21	21/64" Transfer Punch	•

DPFT531-22	11/32" Transfer Punch	•
DPFT531-23	23/64" Transfer Punch	•
DPFT531-24	3/8" Transfer Punch	•
DPFT531-25	25/64" Transfer Punch	•
DPFT531-26	13/32" Transfer Punch	•
DPFT531-27	27/64" Transfer Punch	•
DPFT531-28	7/16" Transfer Punch	•
DPFT531-29	29/64" Transfer Punch	•
DPFT531-30	15/32" Transfer Punch	•
DPFT531-31	31/64" Transfer Punch	•
DPFT531-32	1/2" Transfer Punch	•
DPFT531-33	Transfer Punch	•
DPFT531-34	17/32" Transfer Punch	•
DPFT531-48	3/4" Transfer Punch	•
DPFT531-56	7/8" Transfer Punch	•
DPFT531-64	1" Transfer Punch	•
DPFT531-P	Replacement Pouch	•

- Use the proper punch or chisel for the job
- Do not use punches or chisels having chipped or mushroomed end; discard or dress to original shape with a hand file
- Use hammer with head about 3/8" larger in diameter than head of punch or chisel
- Read safety precautions on pages W1 to W4



PUNCHES AND CHISELS

		Set Contains:											
		PPR708BK	PPCL60BK	PPVP70BK	PPLT40AK	LP30A	PPB30AK	PPBL30AK	PPB20AK				
	Stock No.	Hex Size, inches	Point/Edge, inches	Length, inches									
	Roll Pin Punches	PPR2	—	1/16	3-5/32	•							
		PPR2-1/2	—	5/64	3-1/2	•							
		PPR3	—	3/32	3-29/32	•							
		PPR4	—	1/8	4-1/4	•							
		PPR5	—	5/32	4-5/8	•							
		PPR6	—	3/16	5	•							
		PPR7	—	7/32	5-3/8	•							
		PPR8	—	1/4	5-3/4	•							
		PPR10	—	5/16	6-1/8								
		PPR12	—	3/8	6-1/8								
		PPR14	—	7/16	6-1/8								
	PPR16	—	1/2	6-1/8									
	Long Pin Punches	PPC104LA	5/16	1/8	5-5/16		•						
		PPC105LA	3/8	5/32	6-1/2		•						
		PPC106LA	3/8	3/16	7-1/16		•						
		PPC107LB	3/8	7/32	7-5/8		•						
		PPC108LA	7/16	1/4	8-3/16		•						
		PPC110LA	1/2	5/16	8-3/4		•						
	Midget Punches and Chisels	PPC402A	9/32	1/16	3			•					
		PPC403A	9/32	1/8	3-1/4			•					
		PPC404A	9/32	3/32	3-5/8			•					
		PPC405A	9/32	1/16	3-3/4			•					
		PPC406B	9/32	3/16	3-7/8			•					
		PPC407B	9/32	5/32	4			•					
		PPC408B	—	5/16	4-1/8			•					
	Drift Pin Punches	PPC905B	3/8	5/32	8				•				
		PPC908B	7/16	1/4	8-1/2				•				
		PPC910B	1/2	5/16	9				•				
		PPC912B	9/16	3/8	9-1/2				•				
		1210B	5/8	5/16	12				•				
		1512B	3/4	3/8	15				•				
		1816B	7/8	1/2	18				•				
	Bronze Pin Punches	PPB408A	—	1/4	4					•			
		PPB612A	—	3/8	6					•			
	Bronze Drift Punches	PPB816A	—	1/2	8					•			
		PPB826A	—	13/16	8						•		
		PPB1226A	—	13/16	12						•		
	Bronze Tapered Punches	PPB1001A	5/8	3/8	8								
		PPB1012A	—	3/8	10						•	•	
		PPB1414A	—	7/16	14							•	
	Bronze Round Punch	PPB1002A	—	10	3/4								
Kit Bag						KB2186	KB2184	KB2188	KB2174	KB2177	KB2171	KB2172	KB2170

PPR708BK 8 pc Roll Pin Punch Set
 • 8 pc in KB2186 kit bag



PPR708BK

PPCL60BK 6 pc Long Pin Punch Set
 • 6 pc in KB2184 kit bag



PPCL60BK

PPVP70BK 7 pc Midget Punch and Chisel Set
 • 7 pc in KB2188 kit bag



PPVP70BK

PPLT40AK 4 pc Drift Pin Punch Set
 • 4 pc in KB2174 kit bag



PPLT40AK

LP30A 3 pc Drift Pin Punch Set
 • 3 pc in KB2177 kit bag



LP30A

PPB30AK 3 pc Bronze Punch Set
 • 3 pc in KB2171 kit bag

PPBL30AK 3 pc Bronze Punch Set
 • 3 pc in KB2171 kit bag



PPBL30AK

PPB20AK 2 pc Bronze Tapered Punch Set
 • 2 pc in KB2170 kit bag

DEAD BLOW

Standard

- Free flowing shot design to improve dead blow action while reducing rebound
- Compact head has larger surface striking area and heavier caps to improve delivered force by as much as 40 percent Applications: Brake rotors, brake drum removal, ball joints (tie rod removal), tires, seal installation, loosen oil pans and covers, OE rims, axle insertion, piston installation and crank shaft end play Standard
- Soft grip handle with ribbed, textured elastomer grip prevents hand slippage
- Composite handle shank improves balance while defusing shock and dampening vibration
- Improved thermoplastic urethane material is nonsparking and resistant to most shop chemicals
- Dead Blow Hammers feature the Free Flowing Shot Design which improves dead blow action while reducing rebound
- Composite Handle Shank Material – Improves hammer balance while defusing shock and dampening vibration
- Compact Head – Larger surface striking area and heavier caps can improve delivered force by as much as 40%
- Free Flowing Shot Design – Improves dead blow action while reducing rebound
- Multi-position Hand Grip – Helps user “choke up” in tighter work areas

Applications: Brake Rotors, Brake Drum Removal, Ball Joints (Tie Rod Removal), Tires, Seal Installation, Loosen Oil Pans and Covers, OE Rims, Axle Insertion, Piston Installation and Crank Shaft End Play.

Compact Slimline

Incorporates our new microcellular soft grip handle, a softer, more comfortable energy absorbing material. Applications: Main bearing caps, dust caps, smaller objects, custom bikes and tighter applications that standard dead blow hammers will not fit

Slimline Dead Blow incorporates our new microcellular soft grip handle, a softer more comfortable energy absorbing material.

- Microcellular Grip and Composite Shank – Delivers a comfortable, secure grip and dampens the vibration to the users hand
- Smaller Face – For more concentrated blows
- Longer Head Profile – For extended reach
- Internal Steel Canister with Free Flowing Shot Design – Delivers maximum dead blow action
- Multi-position Hand Grip – Helps user “choke up” in tighter work areas
- Wide Flare at End of Handle – Helps prevent hammer from slipping out of hand

Applications: Main Bearing Caps, Dust Caps, Smaller Objects, Custom Bikes, Tighter Applications that Standard Dead Blow Hammers will not fit and Extended Reach Applications.



HBF32

Set Contains:
 HBF103

Stock No.	Weight, oz	Head Length, inches	Face Dia., inches	Length, inches	
HBF16	16	3-1/4	1-9/16	12	
HBF24	24	3-3/4	1-3/4	12-3/4	•
HBF32	32	4-1/4	2	13-1/2	•
HBF48	48	4-3/4	2-1/4	15	•
HBF56	56	5-7/16	2-3/4	15-3/4	



HBSE20

Stock No.	Weight, oz	Face Dia., inches	Length, inches
HBSE10	10	1-1/4	10-5/8
HBSE20	20	1-3/8	11-1/8
HBSE30	30	1-1/2	12-3/8



- Use the proper punch or chisel for the job
- Do not use punches or chisels having chipped or mushroomed end; discard or dress to original shape with a hand file
- Use hammer with head about 3/8" larger in diameter than head of punch or chisel
- Do not use urethane hammers near liquid oxygen
- Read safety precautions on pages W1 to W4

DEAD BLOW



HBB24

Dead Blow Ball Peen

- Dead Blow Hammers feature the Free Flowing Shot Design which improves dead blow action while reducing rebound
- Total Composite Insert – Improves hammer balance while defusing shock and dampening vibration
- Free Flowing Steel Canister – Improves the deadblow action
- Multi-position Hand Grip – Helps user “choke up” in tighter work areas
- Microcellular Grip and Composite Shank – Delivers comfortable, secure grip and dampens the vibration to the users hand
- Polished steel peen and head for a smooth striking surface
- Composite handle shank improves the hammer balance while defusing shock
- Free-flowing steel head canister design improves dead blow action
- Extra wide flaring on grip end helps prevent hammer from slipping out of hand
- Multi-position hand grip features a ribbed thumb rest, allowing user to choke up in tight work areas

Stock No.	Weight	Head Length, inches	Face Dia., inches	Length, inches
HBB24	8	4	1	11-5/8
HBB16	16	4-3/8	1-1/4	12-1/4
HBB24	24	4-3/4	1-3/8	12-3/4
HBB32	32	5-3/4	1-3/4	13-5/8
HBB40	40	5-3/4	1-3/4	15-1/8



HSS32

Dual Face Drilling

- Sustained impact and maximum striking force with almost no rebound
- Composite handle shank improves the hammer balance while defusing shock
- Free flowing steel head canister design improves dead blow action and reduces rebound
- Nonsparking, chemical resistant molded urethane covering
- Ribbed thumb rest allows user to choke up in tighter work areas



BC110B

Sledge (Blue-Point®)

Stock No.	Weight	Head Length, inches	Face Dia., inches	Length, inches
BC7B	5	7	2-3/4	20
BC110B	8	7	2-3/4	30
BC114B	11 lb 8 oz	8	3-1/4	36



HBBT32

HBBT Series Bronze

- Bronze tipped nonmarring hammer ideally suited for work on bushings, gears and transmissions. Applications: Bearings & race install, pinion & half shafts, distributor rebuilds, alternator and starter rebuilds, seal installation, body moldings and nonspark applications

Stock No.	Weight, oz	Head Length, inches	Head Dia., inches	Length, inches
HBBT16	16	3-3/4	1-3/8	12
HBBT24	24	4-1/4	1-3/8	12
HBBT32	32	4-1/2	1-1/2	12-3/4

SOFT FACE



HLE24

Piston

- One piece urethane construction
- Full length canister increases head strength
- Made of material that will not damage the piston
- Shot filled head drastically reduces rebound

Stock No.	Weight, oz	Head Length, inches	Face Dia., inches	Length, inches
HLE24	24	7-3/4	5-1/2	12-3/4



HBPT24

HBPT Series Plastic

- Plastic tipped hammers used where metal to metal scratching or marring needs to be eliminated
Applications: Transmission work, rear end work, metal body moldings and light tapping

Stock No.	Head Length, inches	Weight, oz	Length, inches	Soft Tip Stock No. (Gray)	Hard Tip Stock No. (Black)
HBPT16	3-3/4	16	12	HPTS16	HPTH16
HBPT24	4-3/4	24	12-3/4	HPTS24A	HPTH24A



BF623

Soft Blow

- Designed to reduce marring and denting
- Use in assembly applications and on surfaces including metal, glass, plastic and wood
- Special polymer head resists dynamic fatigue, creep and compression set, even at extreme temperatures

Stock No.	Face Dimensions, inches	Head Color	Length, inches
BF623	1-7/8 x 2-1/8	Blue	12-1/2



BF620C

BF620C Rubber Head 11" Mallet (Blue-Point®)

- Solid rubber head is 3-3/4" long, 2-1/4" diameter
- 11" hardwood handle

Combination

- Combination steel and soft face dead blow
- 1 pc urethane construction
- Replaceable tips

Stock No.	Head Length, inches	Weight, oz	Tip Diameter, inches	Length, inches	Soft Tip Stock No.	Hard Tip Stock No.
HSPD16	4-3/8	16	1-1/4	12-1/8	HPTS16	—
BH232A*	—	32	1-5/8	13	BH232-2	BH232-3
BH232-4	Optional nylon tip (also available)					
BH232-5	Optional brass tip (also available)					



BH232A



HSPD16

*Blue-Point®



HSP16KT

Interchangeable Head

- Shot loaded, dead blow hammer adds more striking force by eliminating rebound and dampening vibration shock
- 1-1/2" striking face diameter on each hammer head
- Six interchangeable heads meet a number of various applications, including nonmarring and nonsparking applications with selected head surfaces
- Comfortable, nonslip handle grip
- Set includes 10" fiberglass handle and storage case
- 1" head extender is optional

Stock No.	Description
HSP16KT	7 pc Dead Blow Interchangeable Fiberglass Handle Hammer Set (Blue-Point®)



HBR15

Brass (Fiberglass Handle)

- Nonsparking/nonmarring surface for many applications
- Brass head absorbs blow and reduces rebound
- Flat surface for even distribution of blow
- Comfortable, nonslip handle grip

Stock No.	Weight, lb	Length, inches
HBR15	1-1/2	12
HBR4	4	12
HBR6	6	12



HCL16

Claw Hammers

HCL16 16-Ounce Claw Hammer

- Drop forged carbon steel head
- Oversized striking surface
- Polyurethane leather improves grip and offers abrasion resistance and low temperature flexibility for unparalleled comfort
- Antishock core reduces vibration and hand fatigue
- One-piece construction delivers increased strength



BFN1

Non-Marring Hammers

BFN1 1 lb Non-Marring Mallet (Blue-Point®)

- Head of Mallet is non-marring on finished surfaces due to soft durometer material
- Durable, resin-rich "pull-truded" fiberglass handle
- Handle is UV and chemical resistant
- Less rebound than traditional rubber head mallets helps reducing operator fatigue
- Non-slip, cushion-gripped handle



- Do not use urethane hammers near liquid oxygen
- Do not strike another hammer or hardened object
- Do not use chipped, mushroomed or cracked hammer
- Strike squarely, avoid glancing blows
- Read safety precautions on pages W1 to W4

BALL PEEN



BP16B



BPN16B

Ball Peen (Hickory Handle)

Set Contains: **BP1004S**

Stock No.	Weight, oz	Handle Length, inches	Replacement Handle	
BP2B	2	9-1/2	BPH2C	
BP4B	4	10-1/2	BPH4C	
BP8B	8	12-1/2	BPH8C	•
BP12B	12	13-1/2	BPH12C	•
BP16B	16	14-1/2	BPH16C	•
BP20B	20	15	BPH20C	
BP24B	24	16	BPH20C	•
BP32B	32	16	BPH40C	
BP40B	40	16-1/4	BPH40C	
BP48B	48	16-1/4	BPH40C	

ASME®/ANSI® B107.400

Ball Peen (Fiberglass Handle)

Stock No.	Weight, oz	Handle Length, inches	Replacement Handle	Previous* Model Handle
BPN12B	12	12	BPNH12B	BPN12-1
BPN16B	16	13	BPNH12B	BPN16-1
BPN24B	24	14	BPNH24B	BPN24-1
BPN32B	32	16	BPNH24B	BPN24-1
BPN8B	8	11	BPNH8B	BPN8-1

ASME®/ANSI® B107.400

HEAVY DUTY Blue-Point®



HCB2SG

HCS2SG



BC4SG

HD4SG

BD4SG

Dual Face Dead Blow (Fiberglass Handle)

- 100% cast polyurethane face is designed to withstand the most severe striking applications
- Nonsparking/nonmarring brass face for multiple applications
- Nonferrous shot loaded cavity delivers more power and less rebound than any hammer of its kind
- Abrasion and Impact Resistant
- Chemical Resistant
- Comfortable, nonslip handle grip
- Applications: aerospace, automotive, metal fabrication, petrochemical, electronics, industrial assembly, construction, oil and mining

Stock No.	Weight, lb (kg)	Face Dia., inches (mm)	Handle Length, inches (mm)	Length, inches (mm)
HCB2SG	2 (.91)	2 (50.8)	10-5/8 (270)	13-3/4 (349)
HCS2SG	2 (.91)	2 (50.8)	10-5/8 (270)	13-3/4 (349)

Meets or exceeds all ANSI® specifications

Heavy-Duty (Fiberglass Handle)

- Dampens vibration and provides strength and safety
- Handle is resistant to dry rot, warp and splintering
- Fiberglass handle dampens vibration and provides extra strength and safety
- Handle is epoxy welded to hammer head and will withstand 8,000 lb of separation force
- Comfortable, nonslip handle grip
- Materials will resist most shop chemicals

Stock No.	Description	Weight, lb	Striking Face Dia., inches	Handle Length, inches	Overall Length, inches	Replacement Handle
BC4SG	Cross Peen	4	1-1/2	12	14	BD4SG-1
BD4SG	Engineer	4	1-1/2	12	14	BD4SG-1
HD4SG	Hand Drilling	4	1-1/2	8-3/4	10-3/4	HD4SG-1



BD10ESG

Sledge (Fiberglass Handle) (Blue-Point®)

Stock No.	Weight, lb (kg)	Face Dia., inches (mm)	Handle Length, inches (mm)	Overall Length, inches (mm)	Replacement Handle
BD6ESG	6 (2.7)	1-5/8 (41.1)	16 (406.4)	18 (457.2)	BD6ESG-1
BD10ESG	10 (4.5)	2 (50.8)	29 (736)	32 (812.8)	BD8ESG-1



BH122D

BH133B

BH141A

Heavy Duty (Hickory Handle)

Stock No.	Description	Weight, oz	Head Length, inches	Overall Length, inches	Replacement Handle
BH122D	Engineer	40	4-1/2	15	BPH40C
BH123D	Engineer	48	4-3/4	15	BPH40C
BH133B	Hand Drilling	48	4-1/2	10	BPH133
BH141A	Cross Peen	32	4-1/2	15	BPH20C
BH142A	Cross Peen	40	5	15	BPH40C
BH143A	Cross Peen	48	5-1/2	15	BPH40C

Being a better tech means being prepared to handle anything that comes your way. That's why we make such an extensive range of tools. More importantly, we make each one of them to last.

YOU NEVER STOP IMPROVING. NEITHER DO WE.

We've not only pioneered many of the hand tools found in this catalog, we've continued to refine each and every one of them. For nearly a century, both our engineering and our breadth of line have led the industry. From files, scrapers, spark plug sockets and pullers to special service and heavy-duty tools, we make the right tool — in the right size and with the right features — to handle any job.



HACKSAWS



HSG325

Hacksaws

HSG325 Soft Grip Professional Hacksaw

- Ergonomic front grip for increased comfort and control
- Thermoplastic comfort grip handle
- Spring loaded tensioning mechanism for quick blade changes
- Dual blade positioning, for normal flush cutting or 55° angle
- High blade tension for straighter, more accurate and faster cuts



HSG319

HSG319 Bi Mold Soft Grip Handle Hacksaw

- Solid steel frame overmolded with soft grip for comfortable use
- Designed for 12" (300 mm) blades
- Blade tensioner discretely blends with handle
- Positions for normal flush cutting or 55° angle



HS5A

HS5A Miniature Hacksaw

- Designed for 10" (250 mm) blades
- 8-1/4" frame fits in limited access areas
- Easy to handle
- Includes HSBM1024B 10" Blade



HS151

HS151 Junior Frame Hacksaw

- Designed for 6" blades
- 9-1/2" long
- HSB632 blade included

HSM632 5-Pack 6" Replacement Blades

- 1/4" wide, 32 teeth per inch, 6" length
- 5 pk

Hacksaw Blades

- Shatter resistant bimetal for a long life and fast, efficient cutting
- Available in packages of 10 only

Stock No.	Length, inches	Teeth Per Inch (TPI)
HSBM1018B	10	18
HSBM1024B	10	24
HSBM1032B	10	32
HSBM1214B	12	14
HSBM1218B	12	18
HSBM1224B	12	24
HSBM1232B	12	32

*Available in packages of ten only



HS50

Quick Cutter Hand Saws

HS50 Quick Cutter Hand Saw

- Includes: HS14X1, HS18X1 and HS24X1

HSKIT Handsaw Kit

- Ergonomic handle design reduces pressure points and stops hand from sliding
- Handle angle and position of handle to blade teeth reduces sawing forces and increases efficiency
- High quality aluminum body ensures rigidity and retaining/protecting locking mechanism
- Locking system helps reduce play between handle and blade when assembled
- Easy access to lever through handle opening
- Long lever for easy lock and release: security spring locks lever



HSKIT

LANDSCAPE TOOLS



PRN75SFS

Pruning Tools

PRN75SFS Folding Pruning Saw

- General purpose folding saw for cutting wood or plastics
- Two component plastic handles for firm grip
- Blade specially coated for low friction and rust protection
- Blade locks in both open and closed position

SCISSORS



YA114

Scissors

YA114 3" Stainless Scissors (Blue-Point®)

- High quality stainless-steel
- Compact: 3" long



KER1120

KER1120 Taskmaster Shears (Blue-Point®)

- High carbon stainless-steel blades designed to hold their edge longer and sharpen quickly
- Blades are permanently bonded to comfortable, nonslip handles
- Overall length 9" (23 cm)

SEK76LMN Series Specialty Knives

- Satin Finish Blade with Laser Cut Snap-on® Logo
- Unique Modified Tanto blade is flat ground provides a durable edge for easy cutting of tough materials in a shop environment
- Friction grooves on blade spine provide traction for thumb or index finger during cutting
- Tried and True Lockback Design ensures safety with an ambidextrous thumbstud for easy one-handed opening
- Unique reversible stainless steel pocket clip for easy carry
- Nylon/Fiberglass Injection Molded Handles are strong and extremely lightweight
- Nylon/Fiberglass handles resist corrosive shop fluids
- Contoured for a ergonomic grip
- Slim profile for easy carry
- Unique checkered design offers a secure grip in any condition

- SEK76LMNG Browning® Russ Kommer Lockback Knife**
- SEK76LMNK Browning® Russ Kommer Lockback Knife**
- SEK76LMNO Browning® Russ Kommer Lockback Knife**
- SEK76LMNR Browning® Russ Kommer Lockback Knife**



SEK76LMNG



SEK76LMNK



SEK76LMNO



SEK76LMNR

SEK86MGN Series Specialty Knives

- Unique modified Tanto-type blade shape ensures a strong tip for multiple cutting tasks
- Razor sharp non-glare bead-blasted 440C stainless-steel blade
- Machined textured G-10 handle provides a secure grip and is virtually indestructible
- Liner lock construction for one-handed opening and closing
- Quick deploy flipper for easy one-handed opening
- Handy pocket clip can be customized to either a tip up or tip down, left-handed or right-handed position
- Ambidextrous thumb stud
- A Russ Kommer design

- SEK86MGNK Sniper Knife**
- SEK86MGNS Sand Sniper Knife**



SEK86MGNK



SEK86MGNS



SEK45BLK

SEK45R

SEK45 Series Specialty Knives

- Titanium coated 440 stainless-steel blade
- Ambidextrous thumbnail window on blade spine
- Composite handle with lanyard eyelet provides easy attachment to any keychain ring
- Ideal for everyday pocket carry
- 4.57" long in open position, 2.83" closed, 1.75" blade
- Weighs less than 1 oz

- SEK45BLK Compact Folding Lockback Knife**
- SEK45R Compact Folding Lockback Knife**



SEK60MMKK

SEK60MMKR

SEK60MMKRK

SEK60MMK Series Specialty Knives

- Rugged, textured grips
- High quality blade steel
- Integrated Flipper for fast opening
- Length 5.93 open, and 3.67" in closed position
- Weighs 3.7 oz

- SEK60MMKK Rave Black with Black Insert Knife**
- SEK60MMKR Rave Red with Black Insert Knife**
- SEK60MMKRK Rave Black with Red Insert Knife**



KER1600SO



KER1660CBSO



KER1620RDSO



KER1660CKTSO

Lock Liner Knives

- KER1600SO Lock Back Snap-on® Logo Chive Plain Blade Knife**

- Bead blasted stainless-steel handle with Snap-on® logo
- Removable pocket clip
- 1-15/16" stainless-steel straight edge blade
- 1.9 oz

- KER1620RDSO Lock Back Scallion Straight Blade Knife**

- Durable 6061-T6 anodized red aluminum handle with Snap-on® logo
- Stainless-steel liners
- Safety tip lock
- Removable pocket clip
- 2-1/4" stainless-steel straight edge blade
- 2.3 oz

- KER1660CBSO Lock Back Leek Composite Straight Edge Blade Knife**

- 3" stainless-steel straight edge blade

- KER1660CKTSO Lock Back Leek Straight Edge Blade Knife**

- SpeedSafe® technology provides assisted opening
- 3" stainless-steel straight edge blade



• Keep away from children
• Read safety precautions on pages W1 to W4

CUTTING: KNIVES



SEK71FACB



SEK71FACR



SEK74MAKK



SEK74MAKR



SEKG80ANKK



SEKG80ANKR



S088BLK



S0880



S088R

Specialty Knives

- Japanese AUS eight high carbon steel provides superior cutting performance and incredible edge retention
- Modified Hollow Ground Drop Point blade reduces resistance when cutting
- Versatile blade shape is ideal for cutting, skinning, scraping and stabbing
- Ambidextrous flipper and IKBS™ bearing system ensure smooth, fast opening without springs
- Friction grooves provide positive engagement of thumb or index finger when needed
- 6061 T6 Cold Forged Anodized Aluminum handle is durable, lightweight and built to withstand the abuse of a shop environment
- Liner lock design with recessed liners and barrel spacers create a knife that is safe, strong and thin but still easy to close and clean
- Stainless pocket clip enables tip down carry for safety and security
- Lanyard hole can be utilized for additional security when cutting

SEK71FACB Lifeline Folding Knife

SEK71FACR Lifeline Folding Knife

SEK74MAKK Exclusive Ken Onion® Designed Wrinkle Knives

SEK74MAKR Exclusive Ken Onion® Designed Wrinkle Knives

SEKG80ANKK Gerber® Assisted Exclusive Knife

SEKG80ANKR Gerber® Assisted Exclusive Knife

S088 Series Specialty Knives

- Equipped with a big, slightly drop-pointed blade that offers both excellent slicing and piercing capabilities
- High-performance stainless-steel blade offers excellent corrosion resistance and enhanced looks
- Lightweight machined 6061-T6 anodized aluminum handles, with Trac-Tec inserts, ensure extremely solid grip
- Equipped with SpeedSafe® knife assisted opening technology
- A short push on the index point overcomes the resistance built into the torsion bar in the mechanism
- SpeedSafe® knife technology takes over and the blade moves out of the handle quickly and easily
- Inset liner lock mechanism – an inset steel plate functions like a locking liner, in one side of the handle
- Upon blade deployment, the steel plate moves behind the blade securely locking it open without all the weight and bulk of full liners
- Includes reversible deep carry pocket clip so the knife can sit all the way down in the pocket

S088BLK Dash Knife

S0880 Dash Knife

S088R Dash Knife

Multi-Tools

SMT97R Snap-on® Multi-Tool

- One-handed operation allow professionals to quickly address problems at hand
- Snap-on® exclusive red Cerakote finished handles for superior wear resistance
- Enhanced, heavy-duty locking mechanism
- Proudly made in the USA by Gerber®, the industry leader in multi-tools
- Rotating carbide wire cutters and strippers can be rotated as the edge wears, and replaced when a fresh set is needed
- Replaceable Remgrit® blade is designed to be able to cut through extremely hard materials
- Extra-large partially serrated blade is ideal for cutting open packages and other items around the shop
- Tools are all black-oxide coated providing superior corrosion resistance
- Complete listing of tools included (pliers, carbide wire cutter, scissors, bottle opener, ruler stamped in handle, Phillips®/flathead drivers, fine/coarse files, bottle opener, etc.)
- Snap-on® logo engraved into the handle and comes with Snap-on® branded sheath – SEKG94-SH



SMT97R

S084 Series Specialty Knives

S084BLK HYPE Knife

- Speedsafe® assisted opening enables smooth easy one-handed opening
- Trac-Tec grip in handle ideal for working in wet situations
- Deep carry clip allows knife to ride low in the pocket making it less likely to fall out and keep a low profile of visibility
- Clip can be changed for left hand pocket carry

S084GRY HYPE Knife – Gray

S084OL HYPE Knife – Green

S084R HYPE Knife – Red



S084BLK



S084GRY



S084OL



S084R

SEKG94MPK Series Specialty Knives

SEKG94MPKK Gerber® Gator® Plus S30V Knife

- High grade S30V steel for extra edge retention and corrosion resistance
- Black ceramic blade coating provides superior rust resistance
- Gator Grip® non-slip handle
- Clip point blade with one-handed opening thumb notch
- 100% made in the USA with lifetime warranty
- Design exclusive to Snap-on®

SEKG94MPKR Gerber® Gator® Plus S30V Knife

- High grade S30V steel for extra edge retention and corrosion resistance
- Black ceramic blade coating provides superior rust resistance
- Gator Grip® non-slip handle
- Clip point blade with one-handed opening thumb notch
- 100% made in the USA with lifetime warranty
- Design exclusive to Snap-on®

SEKG94-SH Nylon Sheath

- Included with SEKG94MPKK and SEKG94MPKR Gerber® Gator® knives



SEKG94MPKK



SEKG94MPKR



SEKG94-SH

CUTTING: UTILITY KNIVES

S086 Series Specialty Knives

S086BLK Gasket Knife

- Speedsafe® assisted opening enables smooth easy one-handed opening
- Blade is made of black DLC coated N690 steel
- Handle made of T6061-T6 anodized aluminum
- Trac-Tec grip in handle is ideal for working in wet situations
- Right and left handed carry
- Lanyard hole at end of handle
- Available in four colors (Red, Black, Blue, Bronze)
- Knife length closed: 4"; Blade length: 2-5/8"
- Made in USA

S086BLU Gasket Knife – Blue

S086BRNZ Gasket Knife – Bronze

S086RD Gasket Knife – Red



S086BLK



S086BLU



S086BRNZ



S086RD



• Keep away from children
• Read safety precautions on pages W1 to W4

CUTTING: KNIVES**Lock Liner Knives**

KER1620FLSO



KER1620NBSO



KER1620OLSO



KER1660ORSO



KER1660SO



KER1670BLKSO



KER1670TBLKT



KER1870RDSO



KER1660RAT



KER1660SWBKS



KER1670RDBTS

KER1620FLSO Lock Back Chive Frame with Snap-on® Logo

- Blade made with 420HC steel with a bead-blasted finish
- Handle made with 410 steel with a bead-blasted finish
- Knife opens with a flipper
- Frame lock with tip-lock
- Single-position pocketclip
- Made in the USA

KER1620NBSO Lock Back Scallion Navy Blue with Snap-on® Logo**KER1620OLSO Lock Back Scallion Olive with Snap-on® Logo****KER1660ORSO Lock Back Kershaw® Orange Leek with Snap-on® Logo**

- Blade made of Sandvik® 14C28N steel with bead-blasted finish
- Handle made of 6061-T6 anodized aluminum
- Knife opens with flipper
- Liner lock with tip-lock
- Reversible pocketclip
- Made in the USA

KER1660SO Lock Back Leek Knife with Snap-on® Logo**KER1670BLKSO Lock Back Blur Knife Black with SO Logo****KER1670TBLKT Lock Back Blur Black Tanto Serrated with Snap-on® Logo**

- Blade made of Sandvik® 14C28N with DLC coating
- Handle made of 6061-T6 anodized aluminum with Trac-Tec inserts
- Opens with thumb stud
- Inset liner lock
- Reversible pocketclip
- Made in the USA

KER1870RDSO Knockout Red with Snap-on® Logo**KER1660RAT Leek w/Ratchet Clip****KER1660SWBKS Lock Back Kershaw® Stonewash Leek with Snap-on® Logo**

- Blade made of Sandvik® 14C28N steel with stonewashed finish
- Handle made of 6061-T6 anodized aluminum
- Knife opens with flipper
- Liner lock
- Reversible pocketclip
- Made in the USA

KER1670RDBTS Lock Back Blur Red/Black Serrated with Snap-on® Logo

- Blade made of Sandvik® 14C28N steel with DLC coating
- Handle made of 6061-T6 anodized aluminum with Trac-Tec inserts
- Opens with thumb stud
- Inset liner lock
- Reversible pocketclip
- Made in the USA



UTK100



UTK100SB



UKBU10



UKBU50PK



LBUK1

Utility Knives

UTK100 Retractable Utility Knife

- Retractable blade
- Quick-release, spring-loaded handle provides fast, sure blade changes
- Integrated hinge handle means no handle parts to lose and no tools required to change blades
- Rubber grip for comfort and control
- Three blade positions: open, half closed and closed
- Blade storage for up to five blades in handle
- Lightweight anodized aluminum body for durability – thin design for comfort

UTK100SB Auto Retractable Utility Knife

- Auto retracting
- Quick-release, spring loaded handle provides fast, sure blade changes
- Rubber grip for comfort and control
- Includes one safety point, two-notch blade

UKBU10 Double Pointed Utility Knife Blades

- Two-notch double-pointed blades (ten-pack)
- Use with UTK100, UTK100SB, UTK150, LBUK1 and LBUK2 utility knives

UKBU50PK 50 pk Double Pointed Blades

- Two-notch double-pointed blades (50 pk)
- Dispenser ejects blades one at a time
- Blade guard in the ejector
- Use with UTK100, UTK100SB, UTK150, LBUK1 and LBUK2 utility knives

YA1850A 100 pk Three-Notch Blades (Blue-Point®)

- 100 three-notch, double-pointed utility blades in bulk packaging

YA1800A 100-Pack Single Edge Razor Blades (Blue-Point®)

- 100 blades in a plastic dispenser
- Blades have aluminum backs that can be shaped for special applications

LBUK1 Lock Back Utility Knife (Blue-Point®)

- Folding lock back blade, hardwood handle with belt clip and thumb stud for one-hand opening
- Includes utility knife and leather pouch (both with Blue-Point® logo) plus ten replacement blades
- Uses UKBU10 (ten-pack) or UKBU50PK (50-pack) replacement blades



YA580A

YA581A

Multi-Purpose Cutters

YA580A Multipurpose Cutter (Blue-Point®)

- Auto locking, fully retractable blade
- Metal body is black with blue cap and pocket clip
- Includes one premium steel 13-point snap blade
- Overall length of 5-3/8"
- Uses YA580A-1 replacement blades

YA581A Multipurpose Cutter (Blue-Point®)

- Three blades with eight snap-off points
- Minimum blade wobble
- Fully retractable



UTK150

Utility Knives

UTK150 Auto Loading Utility Knife

- Exposed blade is easily removed or reversed with the push of a button
- New blade is auto loaded from five blade magazine
- Cushioned handle provides comfort and control
- Three blade positions: 1" and 1/4" exposures and closed
- Uses standard two-notch replacement blades

Sharpeners



KER2535



SCKS1

KER2535 Blade Sharpener (Blue-Point®)

- Impregnated with 600 grit diamond bonding with nickel plating to a lightweight tube
- Excellent sharpener for the repair of extremely dull blades
- Length is 8-1/2" (20.3 cm)
- Sheath length is 5-1/2" (12.7 cm)

SCKS1 Carbide Knife Sharpener


- Two tungsten carbide sharpening elements secured to high-strength 6061 T6 aircraft aluminum S-shaped frame
- Fixed angle of sharpening elements creates fast, easy, optimal sharpening in just five strokes for most blades
- Replaceable sharpening elements
- Slip-resistant rubber base pads reduce the chance of the sharpener from slipping while sharpening a blade
- Light and compact-can carry in your pocket

- Attached ring allows it to be tethered from hooks, hangers, or key ring
- Lightweight 1.7 oz (0.05 kg)
- Compact, 2.2" L x 1.8" W x 0.25" thick (55.9 x 45.7 x 6.4 mm)
- Preset angle simplifies sharpening of all blades (except serrated)
- Slip resistant rubber base pads increase steadiness in sharpening position
- Strong 6061-T-6 aircraft aluminum frame
- Tungsten carbide sharpening element will sharpen the toughest blades



• Keep away from children
• Read safety precautions on pages W1 to W4

FILES



SGFRD104




SGFMA104



SGFHR104




SGFMX104




SGHBF200A



SGHBF300A



SGHBF400A



SGHBF500A

Bastard Cut Individual Files

Additional mill file sizes are also available.

	Stock No.	Uses Handle	Diameter, inches	Overall Length, inches	Pattern	Teeth Per Inch (TPI)	Set Contains:												
							SGFRD104	SGFMA104	SGFHR104	SGFMX104	SGHBF200A	SGHBF300A	SGHBF400A	SGHBF500A					
Round File	6R	SGHF614BR	7/32	6	Double Cut	33													
	8R	SGHF614BR	9/32	8		25													
	10R	SGHF615BR	3/8	10		23													
	12R	SGHF616BR	1/2	12		20													
	SGF6R	—	—	6		33	•												
	SGF8R	—	—	8		25	•			•									
	SGF10R	—	—	10		23	•												
	SGF12R	—	—	12		20	•												
Mill File	6MA	SGHF614BR	—	6	Single Cut	51													
	8MA	SGHF615BR	—	8		46													
	10MA	SGHF616BR	—	10		41													
	12MA	SGHF617BR	—	12		36													
	14MA	SGHF617BR	—	14		30													
	SGF6MA	—	—	6		51			•		•								
	SGF8MA	—	—	8		46			•		•								
	SGF10MA	—	—	10		41			•										
	SGF12MA	—	—	12		36			•										
Half Round File	6HR	SGHF614BR	—	6	Double Cut	33													
	8HR	SGHF615BR	—	8		25													
	10HR	SGHF616BR	—	10		23													
	12HR	SGHF617BR	—	12		20													
	SGF6HR	—	—	6		33				•									
	SGF8HR	—	—	8		25				•									
	SGF10HR	—	—	10		23				•									
	SGF12HR	—	—	12		20				•									
Three Square File	6T	SGHF614BR	—	6	Double Cut	33													
	SGF6T	—	—	—		33					•								
	10T	SGHF616BR	—	10		23													
Instinct® Handles	SGHF614BR	—	—	—	—							2	1	2	2				
	SGHF615BR	—	—	—	—							1	1	1	1				
	SGHF616BR	—	—	—	—							1	1	1	1				
	SGHF617BR	—	—	—	—								1						
Four Square File	6SQA	SGHF614BR	—	6	Double Cut	33													
	10SQA	SGHF616BR	—	10		23													
Kit Bag							PAKKB069				C0413B								

Additional mill file sizes are also available.
 File Types and Uses
 Round: Filing, deburring holes, concave surfaces
 Mill: Deburring, filing flat surfaces, sharp corners. (Note: Edges and flats of file have single cut ridges)
 Half Round: Deburring, filing concave and flat surfaces, large holes
 Three Square: Deburring, filing angles
 Four Square: Filing grooves, rectangular and right angle corners, mortises




Miniature Files/Ergonomic Handle

Stock No.	Color	Description	Set Contains:		
			Red	Green	Orange
SGF4HR	Red	Half Round	•		
SGF4HRG	Green	Half Round		•	
SGF4HRO	Orange	Half Round			•
SGF4MA	Red	Hand	•		
SGF4MAG	Green	Hand		•	
SGF4MAO	Orange	Hand			•
SGF4R	Red	Round	•		
SGF4RG	Green	Round		•	
SGF4RO	Orange	Round			•
SGF4SQ	Red	Square	•		
SGF4SQG	Green	Square		•	
SGF4SQO	Orange	Square			•
SGF4T	Red	Triangular, Slim Taper	•		
SGF4TG	Green	Triangular, Slim Taper		•	
SGF4TO	Orange	Triangular, Slim Taper			•
SGF4W	Red	Warding	•		
SGF4WG	Green	Warding		•	
SGF4WO	Orange	Warding			•

Swiss Pattern Needle Files

Set Contains:

Stock No.	Description	
5NBB	Barrette Swiss Pattern Needle File	•
5NCB	Crossing Swiss Pattern Needle File	•
5NEB	Equaling Swiss Pattern Needle File	•
5NFB	Flat Swiss Pattern Needle File	•
5NHRB	Half Round Swiss Pattern Needle File	•
5NJB	Joint Swiss Pattern Needle File	•
5NKB	Knife Swiss Pattern Needle File	•
5NMB	Marking Swiss Pattern Needle File	•
5NRB	Round Swiss Pattern Needle File	•
5NSB	Slitting Swiss Pattern Needle File	•
5NSQB	Square Swiss Pattern Needle File	•
5NTSC	Three Square Swiss Pattern Needle File	•
HF611A	Plastic File Handle	•
ZHBFN120B	Swiss Pattern Needle File Instructions	•



Item	Description	Pattern	Item	Description	Pattern
5NBA	BARRETTE FILE		5NCA	KNIFE FILE	
5NBCA	CROSSING FILE		5NMA	MARKING FILE	
5NEA	EQUALING FILE		5NRA	ROUND FILE	
5NFA	FLAT FILE		5NSA	SLITTING FILE	
5NHBA	HALF ROUND FILE		5NSQA	SQUARE FILE	
5NJA	JOINT FILE		5NTSA	3 SQUARE FILE	

HBFN120B Swiss Pattern Mini File Set

- Wide array of file patterns and shapes to cover most fine applications
- Comfortable handle with collet allows full interchangeability
- 5-1/2" long
- Supplied with a vinyl pouch


HF611A Plastic File Handle

- Plastic screwdriver collet-style handle for holding individual files in HBFN120A Set



• Keep away from children
• Read safety precautions on pages W1 to W4


FILES



6T

Three Square Files


- 6T 6" Three Square File**
 - 6" long, 5-1/2" cut length
- 10T 10" Three Square File**
 - 10" long, 9-1/2" cut length



6CR

Chain Saw Files

- 6CR 6" Single Cut Chain Saw File**
 - 6" long, 5/32" - 9/64" diameter
 - Uses HF611A file handle
- 8CR 8" Single Cut Chain Saw File**
 - 8" long, 7/32 - 5/32" diameter



10FMK

Multi-Cut Flat File

- 10FMK Multicut Flat File**
 - 10" long

ACCESSORIES



SGHF616BR

Soft Grip Handles

- For all bastard cut files that use replacement soft grip handle
- Feature twist on threads for securely holding files

Stock No.	For Files	Thread Size
SGHF614BR	4MA, 6CR, 6R, 6T, 6MA, 6HR, 8CR, 8R	1/4-28
SGHF615BR	8T, 8MA, 8HR, 10R	5/16-24
SGHF616BR	10T, 10MA, 10HR, 12R	3/8-24
SGHF617BR	12MA, 12HR	3/8-24



GA98A

Plastic Adjustable Jaw Handles

- Provides a large, comfortable grip for all bastard cut files
- Adjustable jaws grip the file so it can't turn
- Use on files 4-16" long
- 4-1/2" long, 1" in diameter, 3/8" maximum opening



YA337A

File Brushes

YA337A File Cleaner Brush (Blue-Point®)

- Bristle area of 3-1/2 x 1-1/2" with .013" (33 gauge) wire
- Wooden handle
- 7-1/2" long

Large Surface Scrapers



PKN90

PKN90 Non-Marring Large Scraper

- Glass reinforced nylon offers great blend of flexibility and strength
- Non-marring composite material will not scratch soft metals, paint or composites
- Large handle for easy grip
- Ideal for use on cylinder blocks or other large gasket mating surfaces
- Removal of corrosion on flat metals (aluminum, steel, etc.) with suitable etch cleaners and rust removal solutions, primer preparation and cleaning of stainless-steel surfaces
- Can be used with suitable chemicals in removal of paint coatings, gel coats, etc.
- Ideal for lacquer/paint stripping and final smoothing on wood surfaces




PKNG90

PKNG90 Glass/Acrylic Large Scraper

- Designed for use on glass and acrylic surfaces
- Large handle for easy grip
- Orange color to visually identify difference from black nylon glass-filled products
- Works well when removing dirt/debris, windshield decals, adhesive mounts for mirrors, dealer sticker removal, tree sap, algae removal from fiberglass boats, and removal of window tinting

Striking Scrapers

- Striking cap is designed for hammering
- Heavy duty blade extends through the handle and meets the cap to equally distribute the striking force
- Thick, polished, high carbon steel for durability
- Ergonomic soft grip handle for secure grip when striking
- Can be used as a chisel or scraper



Stock No.	Description	Blade Width, inches	Set Contains:	
			PKNC301	PKNC300
PKNC150	Single Bevel	1-1/2		•
PKNC125C2	Dual Bevel	1-1/4		•
PKNC200	Single Bevel	2		•
PKNC050	Single Bevel	—		•
PKNC075C2	Dual Bevel	3/4		•
PKNC075	Single Bevel	3/4		•

PKNC125C2 Dual Bevel Striking Scraper

- Dual bevel design for two distinct blade lengths
- Striking cap is designed for hammering
- Heavy duty blade extends through the handle and meets the cap to equally distribute the striking force
- Thick, polished, high carbon steel for durability
- Ergonomic soft grip handle for secure grip when striking
- Can be used as a chisel or scraper

Non-Marring Scrapers

- Tips are matched for most popular applications including badge/emblem/decals removal, gasket and molding removal, adhesive removal and dirt and debris removal or cleaning
- Glass reinforced nylon provides strength
- Lightweight and resistant to most automotive fluids
- Useable with hammers (block end/tap into position)
- Avoids scratching or gouging of soft materials



PSN500



PSN500

Stock No.	Blade Style	Blade Width, inches	Set Contains:	
			PKN500	PSN500
PKN1	Straight Blade	7/8	•	
PKN2	Straight Blade	1-1/4	•	
PKN3	Curved Blade	1-1/8	•	
PKN4	Angle Blade	3/4	•	
PKN5	Curved Blade	5/8	•	
PBN7	Non-Marring 6-3/4" Flat Fork Prybar	6-3/4		•
PBN10	90° L Non-Marring Scraper	—		•
PBN11	Narrow Wedge Non-Marring Scraper	—		•
PBN12	Curve Cup Non-Marring Pry Tool	—		•
PBN14	Narrow Point Non-Marring Scraper	—		•
Kit Bag			C0100	C0100

Rigid Carbon Scrapers

- 1/4" square shanks are flared to form scraping edge
- Classic screwdriver type handle

Stock No.	Length, inches	Blade Width, inches	Set Contains:			
			CSA300A	CSA300AG	CSA300AO	CSA300AR
CSA12C	12-7/8	1	•			
CSA12CG	12-7/8	1		•		
CSA12CO	12-7/8	1			•	
CSA12CR	12-7/8	1				•
CSA14C	14-1/8	1-1/2	•			
CSA14CG	14-1/8	1-1/2		•		
CSA14CO	14-1/8	1-1/2			•	
CSA14CR	14-1/8	1-1/2				•
CSA8C	7-5/8	7/8	•			
CSA8CG	7-5/8	7/8		•		
CSA8CO	7-5/8	7/8			•	
CSA8CR	7-5/8	7/8				•



CSA300A



CSA8CO



• Read safety precautions on pages W1 to W4

SCRAPERS AND PUTTY KNIVES



Knife Blade Scrapers (Blue-Point®)

- Remove gaskets, sealers and other caked on materials
- Blade edge designed to work effectively in both push and pull directions
- Stainless steel blades for durability
- Polished blades clean up easily
- Comfortable composite handles feature a contour thumb stop for maximum control and a wide hilt for control

Stock No.	Blade Style	Blade Length, inches	Length, inches	Set Contains:
US710	Spoon	3-3/8	8	•
US711	Chisel Tip	2-1/2	7-1/8	•
US712	Oyster	2-1/8	6-3/4	•



Non-Marring Tools

Stock No.	Description	Set Contains:	PPK300	PSN500
PBN10	90° L Non-Marring Scraper			•
PBN11	Narrow Wedge Non-Marring Scraper			•
PBN12	Curve Cup Non-Marring Pry Tool			•
PBN14	Narrow Point Non-Marring Scraper			•
PKN7	Curve Tube Blade Non-Marring Scraper			•
PKN9	3 mm Narrow Scraper			
PPK15	Non-Marring Pick		•	
PPK20	Small Non-Marring Hook		•	
PPK25	Large Non-Marring Hook		•	

Putty Knives/Scrapers (Blue-Point®)

- Full length steel blades for strength and durability
- Soft molded rubber handles maximize hand grip, are easy to clean and resistant to most solvents
- Broad hilt design helps protect against hand slipping when scraping



PK500A

Stock No.	Blade Length, inches	Blade Width, inches	Blade Style	Edge	Set Contains:
PK500A	3-1/2	2	Flexible	Straight	•
PK52A	3-19/32	1-1/4	Flexible	Straight	•
PK53A	3-19/32	1-1/4	Stiff Chisel	Single Bevel	•

Brass Putty Knives/Scrapers (Blue-Point®)

- Spring tempered, solid brass blades are nonmarring, nonsparking, nonmagnetic and noncorrosive
- Soft molded rubber handles maximize hand grip, are easy to clean and are resistant to most solvents
- Broad hilt design helps protect against hand slipping when scraping
- Stiff blade style



PKB500A

Stock No.	Handle Length, inches	Blade Length, inches	Blade Width, inches	Blade Style	Edge	Set Contains:
PKB500A	4-7/8	3-1/2	2	Stiff	Straight	•
PKB52A	4-7/8	3-19/32	1-1/4	Stiff	Straight	•
PKB53A	4-7/8	3-19/32	1-1/4	Stiff	Single Bevel	•

Walnut Handled Scrapers (Blue-Point®)

- Quality crafted for hard scraping applications
- Walnut wood handle for comfort
- Full length heavy duty blades for strength
- Large steel cap for striking capability
- Remove gaskets, sealants and body weld breakaway



PKWHD53A

Stock No.	Blade Length, inches	Blade Width, inches	Blade Style	Edge	Length, inches	Set Contains:
PKWHD53A	—	—	—	—	—	
PKWLR53A	5-1/2	1-1/4	Straight	Chisel	9-1/2	
PKWSS53A	2-3/4	1-1/4	Straight	Chisel	6-3/4	

Maple Handle Putty Knife (Blue-Point®)

- Mirror finished hardened steel blade extends through hardwood handle, solidly riveted for durability
- Maple handle has metal bolster where handle meets blade



PK23A

Stock No.	Handle Length, inches	Blade Width, inches	Blade Style	Edge
PK23A	3-7/8	1-1/4	Heavy Chisel	Single Bevel

Scrapers

CS1 Flexible Wire Carbon Scraper (Blue-Point®)

- Ten blades made of oil tempered spring steel
- Sliding ferrule is used to adjust to the required flexibility



CS1

PK70 Multipurpose Scraper (Blue-Point®)

- Use for gasket removal, deburring, car body work and rust removal
- Durable tungsten carbide blades
- Ergonomic handle reduces fatigue
- Thumbgrip allows precision scraping



PK70

MS800 8" Standard Scraper (Blue-Point®)

- Removes stickers, molding paint and decals
- Use with standard, single edge steel or plastic razor blades
- Quick and easy blade changes
- Angled head provides maximum leverage



MS3000

MS1300 13" Long Scraper (Blue-Point®)

- Removes stickers, molding paint and decals
- Use with standard, single edge steel or plastic razor blades
- Quick and easy blade changes
- Angled head provides maximum leverage

MS3000 Scraper Set (Blue-Point®)

- Includes MS400, MS800, MS1300 and MSRPACK5 in storage case

PKRS1 Ergonomic Grip Razor Scraper (Blue-Point®)

- Three blade positions: closed, open and loading
- Rubberized contour grip provides comfort and a sure gripping surface
- Uses YA1800 Replacement Blades



PKRS1

EXHAUST, CUTTERS, EXPANDERS AND SPECIAL TOOLS Blue-Point®

Cutters

VGP18210 Chain Pipe Cutter (Blue-Point®)

- Quickly and easily cuts exhaust pipes with 13 alloy cutting wheels in chain
- Cuts stainless-steel, copper and PVC piping from 15-75 mm (19/32-2-15/16") in diameter, up to 2.6 mm (3/32") wall thickness
- Locking mechanism helps avoid lateral movement and misaligned cutting
- Large butterfly screw allows application of greater force to cutting wheels with each series of cut



VGP18210

TC90A Tail Pipe Cutter (Blue-Point®)

- Handles on the car cutting from 3/4-3-1/2" diameter
- 16-link cutter chain is 12" long
- Threaded shaft with cross piece provides elasticity to help prevent chain wheels from breaking
- Ideal for cutting the strut assembly to enable servicing of the strut cartridge



TC90A



• Read safety precautions on pages W1 to W4

EXHAUST, CUTTERS, EXPANDERS AND SPECIAL TOOLS Blue-Point®



Exhaust Tools

YA1300 Manifold Jack (set of 2) (Blue-Point®)

- Use to expand manifold to its original shape and bolt hole alignment
- Use with a 3/4" open end wrench

YA3202 Exhaust Hanger Removal Pliers (Blue-Point®)

- Remove hanger brackets from rubber mounting straps by placing jaw behind rubber grommet ring and forcing pin of pliers on the end of steel hanger
- When handles are squeezed, the forcing pin pushes the ring off the hanger
- 14" long



Expanders

PH800 Tailpipe Expander with Collets (Blue-Point®)

- Simple and convenient set for tailpipe expansion jobs
- Using an impact wrench the pipe stretcher is a convenient, inexpensive alternative to hydraulic pipe expander
- Can be used right on the vehicle
- Includes PH300 and five aluminum collets
- Expands from 1-5/8"–4-1/4"
- Includes molded storage case

PH300 Tailpipe/Exhaust Stretcher (Blue-Point®)

- Stretches all types of exhaust pipe, including stainless-steel, from 1-5/8"–2-7/16"
- Use with an impact wrench

CG5560HY Hydraulic Tailpipe/Exhaust Stretcher Conversion Kit

- Converts PH300 tailpipe/exhaust stretcher to the convenience and power of hydraulic operation
- Includes the CG122 10-ton hydraulic ram and pump set and hydraulic cone adaptor

CG5560 Tailpipe/Exhaust Stretcher Conversion Kit

- Add to CG122 10-ton hydraulic ram and pump set to add hydraulic power to the PH300
- Includes exhaust pipe and instructions

TUBING, CUTTERS, FLARING AND BENDING



Cutters

TC15A Ratcheting Tube Cutter

- Ratchet action allows cutting all the way around the tubing by simply pumping the handle
- Handles 1/8–3/8" O.D. copper, plastic and PVC tubing
- Ideal for fuel, vacuum and air conditioning applications
- 3-7/8" long

TC28C Tubing Cutter (Blue-Point®)

- Cuts soft metal tubing ranging from 1/8–1" in diameter
- O.D. capacity is 1/8–1-1/8"
- Micrometer type adjustment
- Retractable locking reamer blade
- Cutter wheel is easily replaceable

TC123C Tubing Cutter (Blue-Point®)

- Handles tubing from 1/8"–5/8" O.D.
- Can be used where clearance around tubing is less than 1-3/8"
- 1-1/2" long when closed and 2" long when open; feed knob is 7/8" in diameter

TC123CR Ratcheting Tube Cutter (Blue-Point®)

- TC123C Cutter and TC123CRH Handle combined into one unit
- Cuts tubing from 1/8–5/8" O.D.
- Can be used where clearance around tubing is less than 1-3/8"

TC123CRH Ratcheting Tube Cutter Handle (Blue-Point®)

- Handle for TC123C Tube Cutter

TC25A Ratcheting Cutter (Blue-Point®)

- Designed for automotive, plumbing, air conditioning, marine, chemical laboratories, refineries and hydraulic industries
- Cuts steel, copper, brass, aluminum, plastic and PVC sizes 5/16"–1-1/8" diameter
- Ratcheting tube cutter with unique spring loaded action mechanism allows one or two tightening adjustments to complete the cut in very hard-to-reach places
- Ratchet motion allows operation in close quarters
- High-impact fiberglass handle is strong and lightweight

Bending Tools

TBS100 Tubing Bender (Blue-Point®)

- Bends tubing up to 1/4" O.D.
- Bends copper, brass, Bundy weld, noncoated brake lines and more
- Comfort grip handle
- 7" long

TBS200A Multipurpose Tubing Bender (Blue-Point®)

- Makes left, right or offset bends up to a 90° angle
- Degrees shown for accurate bending angle
- Handles 3/16, 1/4, 5/16 and 3/8" (4, 6 and 8 mm) O.D. aluminum, copper and stainless-steel tubing
- Aluminum unit is 8-1/4" long when opened

TBS300 Tubing Bender (Blue-Point®)

- Easily bend 1/4, 5/16 and 3/8" O.D. soft copper or aluminum tubing up to 180°
- Degrees, in 15° increments, noted on tool for accurate bends
- Pull lever to easily disengage tool after bending
- Cushioned handles provide comfort and control, even with greasy hands
- Offset handles provide hand clearance when making 180° bends
- Lightweight, die cast aluminum construction
- 10-1/2" long



TBS100



TBS200A



TBS300

TUBING: FLARING AND BENDING

Flaring Tool Sets (Blue-Point®)

TF528D Tube Cutting and Double Flaring Set (Blue-Point®)

- Includes tubing cutter, double flaring set with a flaring bar, rod handle, yoke and five adaptors (3/16, 1/4, 5/16, 3/8 and 1/2")
- Includes storage case

TF5A Double Flaring Tool Set (Blue-Point®)

- Makes double or single flares on soft steel, brass or aluminum tubing from 3/16–1/2" O.D.
- Makes a smooth fitting, crack-free 45° flare
- Set includes (5) adaptors, yoke assembly, bar assembly and handle
- Storage case included

TFM5A Metric Double Flaring Tool Set (Blue-Point®)

- Same design as TF5A except it is for tubing with an O.D. from 4.75–10 mm
- Set includes yoke, bar assembly, handle and (5) adaptors: 4.75, 5, 6, 8 and 10 mm

TF275A Flaring and Swaging Set (Blue-Point®)

- 45° flare or swage soft copper, brass or aluminum tubing
- Die blocks handle 1/8, 3/16, 1/4, 5/16, 3/8, 7/16, 1/2, 5/8 and 3/4" O.D. tubing
- Swages 3/16, 1/4, 5/16, 3/8, 1/2, 5/8 and 3/4" O.D. tubing
- TF275PB storage case included

TFM428 Metric Bubble Flaring Set (Blue-Point®)

- For automotive brake systems
- Designed for crack-free bubble flares on soft wall tubing up to a wall thickness of .028"
- Adaptors included for 4.75, 6, 8 and 10 mm flares
- TFM428PB storage case included

TFL20MK Master Inline Flaring Kit (Blue-Point®)

- Unique design locks the adaptors, cone, and tube in a perfect line helps make perfect factory flares every time
- Clamp and set screws put pressure directly over the tube greatly reducing chance of tube slipping from the clamp increases

the overall life of the clamp by not wearing down the teeth inside from repeated slipping

- Slender low profile design allows the user to make flares on the vehicle in tight spaces
- Flares can be achieved along frame rails or areas in the engine compartment, saving user time from having to remove components or complete lines to make repairs
- Set includes constant tension tubing cutter

TFL500 Flaring Kit (Blue-Point®)

- Use with a ratchet to make consistent flares faster and easier
- Makes double flares on 3/16" and 4.75 mm tubing
- Low-profile design allows for use on or off the car
- In-line design makes a more accurate flare
- Double clamp and hex screw design keeps tubing locked tightly in position
- For use on thin walled steel and copper tubing

TFL800 Flaring Kit (Blue-Point®)

- Use with a ratchet to make consistent flares faster and easier
- Makes double flares on 3/16" and 4.75 mm tubing
- Low-profile design allows for use on or off the car
- In-line design makes a more accurate flare
- Double clamp and hex screw design keeps tubing locked tightly in position
- For use on thin walled steel and copper tubing

TFLM800 Flaring Kit (Blue-Point®)

- Use with a ratchet to make consistent flares faster and easier
- Makes double flares on 4.75, 5, and 6 mm tubing
- Low-profile design allows for use on the car or off
- In-line design makes a more accurate flare
- Double clamp and hex screw design keeps tubing locked tightly in position
- For use on thin walled steel and copper tubing



TF528D



TF5A




TFM5A




TF275A



TFM428



TFL500



TFL800




TFLM800



• Read safety precautions on pages W1 to W4

SPARK PLUG SERVICE TOOLS



FSPPRK

Boot Pliers

YA824C Spark Plug Boot Pliers (Blue-Point®)

- 45° offset jaws
- Vinyl coated jaws and handles assure gripping ability
- Use only on automotive type ignition systems
- 9-1/2" long

YA824ASTR Boot Pliers (Blue-Point®)

- Straight jaw version of YA824C
- 9-3/4" long

SBP5 Boot Pliers (Blue-Point®)

- Five positions for easy access to restricted spark plugs
- Internal spring keeps pliers in the open position
- Vinyl coated jaws and handles
- Black industrial finish
- 10" long

SBP3 Boot Pliers (Blue-Point®)

- Vinyl coated offset jaw tips will pull most US and import spark plug boots, including the back plugs on late model Porsche® and Mercedes-Benz® vehicles
- Vinyl covered handles are cushioned for comfort

YA8230 Valve Stem Seal Pliers (Blue-Point®)

- Removes valve stem seals from overhead camshaft engines including four valve-per-cylinder engines that have restricted access to the valve stem seal
- Gripping serrations in the pliers tip easily grab both OEM and aftermarket seals with ease
- Easy-grip handles

Porcelain Extractors

FSPPRK Porcelain Extractor Set

- Used in combination with FSPK spark plug extractor kit for use on Ford® vehicles to remove any porcelain left behind from the process of extracting the plug
- Tool does not push the porcelain through the sleeve, preventing engine damage
- Four cylinders can be worked on at one time to save time and money
- Set includes porcelain repair kit for use on Ford® vehicles, pins (10 pack), special Loctite® 680 adhesive (5 mL) to remove broken porcelain, clean out wire and blow molded storage case
- Applications (engines covered): 4.6 L V8 2005–2008 (Ford® Mustang®, Explorer®, Mercury® Mountaineer®); 5.4 L V8 2004–2008 (Ford® F150, F250 Super-Duty®, F350 Super-Duty®, E450 Super-Duty®, Expedition®, Lincoln® Navigator®, Mark LT); 6.8 L V10 2005–2008 (Ford® F250 Super-Duty®, F350 Super-Duty®, F450 Super-Duty®, F550 Super-Duty®, E450 Super-Duty®, E450 Econoline®)

FSPPRK1 Porcelain Repair Kit for Ford® Vehicles

- Includes washer, center screw, guide, hex nut and end nut

FSPPRK2 10 pk Pins

- (10 pk)

FSPPRK3 Loctite® 680

- 5 mil

FSPPRK4 Clean Out Wire

- Cleans hole



FSPK

Spark Plug Extractors

FSPK Spark Plug Extractors

- Removes broken spark plugs from cylinder head on Ford® Triton 5.4 L three-valve engines, 4.6 L engines and 6.8 L engines without removing head

Set Contains: FSPK

Stock No.	Description	
FSPK1	Barrel	•
FSPK2	Threaded Shaft	•
FSPK3	Nut	•
FSPK4	Thrust Washer	•
FSPK5	Vinyl Cap	•
T910M	Metric Tap	

Optional Tap Holder TDL8-10

Spark Plug Tools

YA832A Spark Plug Firing Indicator (Blue-Point®)

- Test spark plugs, coils and distributors on breaker point and electronic ignition systems
- Blunt nose tip prevents lead puncturing
- High intensity bulb and viewing window for greater flash concentration
- 4-3/4" long

YA840 In-Line Spark Tester (Blue-Point®)

- Quickly diagnose ignition systems
- Works on all ignition systems including distributorless ignitions
- Status of indicator light shows if problem exists in the ignition system or fuel system

HB5PK Spark Plug File Set

- Fine, single cut tungsten file for smoothing or cleaning spark plug and other contact points
- Includes (2) HB5 spark plug files

FRT10 Spark Plug Insert Installer Set (Blue-Point®)

- Repairs damaged heads from blown spark plugs with an alloy steel insert in as little as 15-45 minutes
- Services modular cylinder heads on Ford® vehicles 4.6 L, 5.4 L and 6.8 L
- Set Includes tap, Core Drill, Guide, Storage Case, Instructional DVD and Spark Plug Insert

FRT12 Three-Valve Insert Kit for Ford® Vehicles (Blue-Point®)

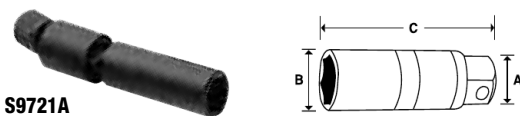
- Repair cylinders without removing the head
- Custom guide, tap and drill for quick and simple repair of damaged threads
- Unique insert installer makes the job quick and easy
- Works on three-valve 5.4 L and 6.8 L engines built before 10/9/2007
- Also works on three-valve 4.6 L engines built before 11/30/2007 found on many 2004-2008 Ford®, Lincoln® and Mercury® vehicles
- Set includes Tap, Core Drill, Guide, Insert Installer, Insert and Storage Case

YA6845 Spark Plug Boot Remover

- For use on ripped or stuck spark plug boots
- Easily saves time as it is awkward to use a pliers to try to get the stuck boot off, especially when the spark plug is in a recessed or confined area where vision is limited
- Made from high quality heat-treated steel
- High-tech black finish



FLANK DRIVE® SPARK PLUG SOCKETS



3/8" Drive Double Swivel Universal

- Use double swivel universals for rear spark plug removal or installation on transverse V6 engines

#	6	C	Rubber Insert
5/8	S9721A	4-13/16	S9706KARI



3/8" Drive Flexible Extensions

#	6	B	C	Rubber Insert
5/8	FSXK320A	2-15/32	5-11/32	S9706KARI



Ball Joint Swivel

#	6	C	Rubber Insert
13/16	S9709KB	3-25/32	S9705A2
5/8	S9710KC	3-25/32	S9706KARI

Universal

#	6	A	B	C	Rubber Insert
13/16"	S9704KFUA	3/8	13/16	3-9/16	S9705A2
5/8"	S9706KFUA	3/8	5/8	3-23/32	S9706KARI
14 mm	S9714MKFUA	3/8	25/32	3-1/8	—
9/16"	S9716KFUA	3/8	3/4	2-15/16	S9714MK-2
5/8"	S9706KFUAMAG	3/8	27/32	3-3/4	S9714MK-2

Magnetic

#	6	B	C
9/16	S9716KLMAG	25/32	5-7/8
5/8	S9706KMAG	11/16	2-19/32
13/16	S9704KMAG	11/16	2-11/16
14	S9714MKMAG	19.6	57.2



• Do not use chrome or industrial finish hand tools with impact drivers
• Read safety precautions on pages W1 to W4

FLANK DRIVE® SPARK PLUG SOCKETS



S9716KR



S9704KR



S9706KRFUA



S9714MKR

Retention

- Patented tapered hex design (U.S. Patent 6,626,067)
- Securely retains spark plug in socket without rubber insert or magnet
- Patented “Diamond Wedge” design with 6 wedges equally align plug in the center to avoid damage to the porcelain
- Spark plug is easily disengaged by applying gentle side pressure
- Spark plug socket configuration is cold formed for extended tool life
- External hex on standard models for restricted access applications
- Knurled surface for finger tightening/removal
- Side through hole for secure extension retention for coil on plug applications
- S9706KRA/S9706KRFUA Applications: 4.7 L engines used on Jeep® Commander and Grand Cherokee®, Dodge® Ram, Durango® and Dakota® plus Chrysler® Aspen® vehicles. General applications on autos, light trucks, motorcycles and power equipment
- S9716KR Applications: 2005 Ford® Mustang® (4.6 L, 3 valve engine) and Ford® 2004 F150 (5.4 L V8, 3 valve engine)
- S9714MKR Applications: 14 mm spark plugs used in Nissan® 1.8 L Versa® and 2.0 L Sentra®, Mercedes® and BMW® vehicles

#	6	A	B	C
9/16"	S9716KR	5/8	25/32	2-3/8
5/8"	S9706KRFUA	N/A	27/32	3-3/4
5/8"	S9706KRA	11/16	27/32	2-7/8
13/16"	S9704KR	7/8	1-1/16	2-27/32
14 mm	S9714MKR	16 mm	19.6 mm	60.3 mm

ANSI® B107.34M

S9704KR Standard Retention Spark Plug Socket

- Patented tapered hex design (U.S. Patent No. 6,626,067) securely retains spark plug in socket without rubber insert or magnet
- Spark plug configuration is cold-formed for extended tool life
- External hex on standard models for restricted access applications
- Knurled surface for finger tightening/removal
- Side through hole for secure extension retention for coil on plug applications
- Spark plug is easily disengaged from the socket by applying gentle side pressure to break the contact

S9706KRA 3/8" Drive 6-Point SAE 5/8" Flank Drive® Standard Retention Spark Plug Socket

- Patented tapered hex design securely retains spark plug in socket without rubber insert or magnet
- Patented diamond wedge design with six wedges equally align spark plug in the center to avoid damage to the porcelain
- Spark plug is easily disengaged from the socket by applying gentle side pressure to break the contact
- Spark plug configuration is cold-formed for extended tool life
- External hex on standard models for restricted access applications
- Knurled surface for finger tightening and removal
- Side through hole for secure extension retention for coil on plug applications

S9706KRFUA 3/8" Drive 6-Point SAE 5/8" Flank Drive® Universal Retention Spark Plug Socket

- Patented tapered hex design securely retains spark plug in socket without rubber insert or magnet
- Patented diamond wedge design with six wedges equally align spark plug in the center to avoid damage to the porcelain
- Spark plug is easily disengaged from the socket by applying gentle side pressure to break the contact
- Spark plug configuration is cold-formed for extended tool life
- External hex on standard models for restricted access applications
- Knurled surface for finger tightening and removal
- Side through hole for secure extension retention for coil on plug applications

S9714MKR Metric Retention Spark Plug Socket

- Patented tapered hex design (U.S. Patent No. 6,626,067) securely retains spark plug in socket without rubber insert or magnet
- Spark plug is easily disengaged from the socket by applying gentle side pressure to break the contact
- Spark plug configuration is cold-formed for extended tool life
- External hex on standard models for restricted access applications
- Knurled surface for finger tightening/removal
- Side through hole for secure extension retention for coil on plug applications

Extra Deep



S9720KA

#	6	C	Rubber Insert
13/16	S9719KA	5-7/8	S9719-2A
5/8	S9720KA	5-31/32	S9706KARI
9/16	S9716KL	5-7/8	S9714MK-2

FLANK DRIVE® SPARK PLUG SOCKETS

GENERAL HAND TOOLS

Special Application

S9723 Offset Spark Plug Socket

- 5/8" offset spark plug socket for limited access situations
- Remove/install the spark plug on the #3 cylinder without interference from the steering column on GM® 4.3 L V6 engines used in GMC® Jimmys, Chevy® Blazers, S10 and S15 pickup trucks (1994–2004) plus Oldsmobile® Bravadas (1996–2001) vehicles
- Use with 11" extension
- 12-point Flank Drive® wrenching system
- Industrial black finish
- 1-1/2" length, 1-3/4" height, 3/8" drive

S9704RHS Low-Profile Spark Plug Socket

- Low-profile socket easily reaches 13/16" spark plugs on muscle cars, ATVs, motorcycles, RVs and boats without interference from custom exhausts or chassis
- Spark plug extends through the socket for access in tight quarters
- Tapered hex design retains spark plug securely without rubber insert or magnet
- Spark plug is easily disengaged from socket by applying side pressure
- Use with open end or ratcheting box wrench on 13/16" external hex drive

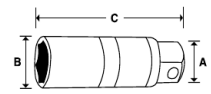
- 1-1/4" length
- Applications: Small or big block Chevy, Ford® and Mopar® vehicles and other engines with 13/16" spark plugs and racing exhaust headers

S9724RHS Low-Profile Spark Plug Socket

- Low-profile socket easily reaches 5/8" (16 mm) spark plugs on muscle cars, ATVs, motorcycles and boats without interference from custom exhausts or chassis
- Spark plug extends through the socket for access in tight quarters
- Patented tapered hex design retains spark plug securely without rubber insert or magnet
- Spark plug is easily disengaged from socket by applying side pressure
- Use ratcheting box wrench on 5/8" external hex drive
- 1-1/16" length

OGS1528 Spark Plug Socket 1/2 Drive

- Manufactured from special alloy steel
- Precision machined and heat treated for optimum strength and durability
- Retaining ring holds spark plug in socket to aid in removal and installation



S9723



S9704RHS



S9724RHS



S9716KA

S9706KA

S6106KA



S9714MKDFUA

Standard, inches

		A	B	C	Rubber Insert
9/16	S9716KA	5/8	23/32	2-1/8	S9714MK-2
5/8	S9706KA	3/8	27/32	2-27/32	S9706KARI
3/4	S9718KA	3/8	31/32	2-13/32	S9705A2
13/16	S9704KA	3/8	7/8	2-3/4	S9705A2
7/8	S6106KA	3/8	7/8	3-13/64	S6106-2R

*ASME®/ANSI® B107.34M

**Designed for aircraft applications

Universal

S9714MKDFUA 3/8 Drive

14 mm 12pt Spark Plug Sockets

- Knurled surface for finger tightening and removal
- Spark plug configuration is cold-formed for extended tool life
- Rubber insert for secure retention of spark plug

Size	Stock No.	A	B	C	Style
14 mm	S9714MKDFUA	3/8	25/32	3-1/8	12-point

Standard, mm

			A	B	C	Rubber Insert
18 mm	S9711KA	—	11/16	24.3	66.9	S9706KARI
14 mm	—	S9714MK	19.0	19.6	149.2	S9706KARI
14 mm	—	S9714MKDL	19.0	19.6	149.2	S9714MK-2
14 mm	S9714MKL	—	19.0	19.6	149.2	S9714MK-2

ASME®/ANSI® B107.34M



S9711KA

S9714MK

S9714MKL

SPARK PLUG SOCKETS Blue-Point®

Spark Plug, inches, chrome (Blue-Point®)

		Length, inches
5/8	BLPSPS3858	2-9/16
13/16	BLPSPS381316	2-1/4



BLPSPS3858



BLPSPS381316



- Do not use chrome or industrial finish hand tools with impact drivers
- Read safety precautions on pages W1 to W4

THREAD RESTORING: RETHRADING TAPS AND DIES



RTD48

RTD48 48 pc Master Rethreading Tap and Die Set


- Includes taps, dies, plus thread restorer files
- Repair or renew damaged threads using a socket or wrench (not for hardened threads or cutting new threads)
- Includes rugged storage case



TRC3

TRC3 18 pc Coarse US Rethreading Tap Set (Blue-Point®)

- Includes six NC taps and 12 NC dies
- Silver finish



TRF3

TRF3 18 pc Fine US Rethreading Tap Set (Blue-Point®)

- Includes six NF taps and 12 NF dies
- Black finish



RTD15M

RTD15M 14 pc Metric Tap and Die Set (Blue-Point®)

- Includes seven metric dies and seven metric taps
- Gold finish

Rethreading Tap and Die Set Components

Type	Size, inches (mm)	Set Contains:	Set Components				
			RTD48	TRC3	TRF3	RTD15M	
NC Rethreading Taps	1/4–20 (6.3–508)	TRT2520A	•	•			
	5/16–18 (8–457.2)	TRT3118A	•	•			
	3/8–16 (9.5–406.4)	TRT3716A	•	•			
	7/16–14 (11–355.6)	TRT4314A	•	•			
	1/2–13 (12.7–330.2)	TRT5013A	•	•			
	9/16–12 (14–304.8)	TRT5612A	•	•			
NF Rethreading Taps	1/4–28 (6.3–711.2)	TRT2528A	•		•		
	5/16–24 (8–609.6)	TRT3124A	•		•		
	3/8–24 (9.5–609.6)	TRT3724A	•		•		
	7/16–20 (11–508)	TRT4320A	•		•		
	1/2–20 (12.7–508)	TRT5020A	•		•		
	9/16–18 (14–457.2)	TRT5618A	•		•		
Metric Rethreading Taps	(M6 x 1)	TRT51	•			•	
	(M8 x 1.25)	TRT53	•			•	
	(M10 x 1.5)	TRT54	•			•	
	(M10 x 1.25)	TRM1025-2	•			•	
	(M12 x 1.75)	TRT55	•			•	
	(M12 x 1.5)	TRT56	•			•	
	(M12 x 1.25)	TRT57	•			•	
	(M10 x 1.00)	TRT101	•				
	(M11 x 1.50)	TRT11150	•				
	(M14 x 1.50)	TRT14150	•				
NC Rethreading Dies	1/4–20 (6.3–508)	TR2520A	•	•			
	5/16–18 (8–457.2)	TR3118A	•	•			
	3/8–16 (9.5–406.4)	TR3716A	•	•			
	7/16–14 (11–355.6)	TR4314A	•	•			
	1/2–13 (12.7–330.2)	TR5013A	•	•			
	9/16–12 (14–304.8)	TR5612A	•	•			
	5/8–11 (15.8–279.4)	TR6211A	•	•			
	3/4–10 (19–254)	TR7510A		•			
	7/8–9 (22–228.6)	TR8759A		•			
	1–8	TR10008A		•			
	1-1/8–7 (28.5–177.8)	TR11257A		•			
	1-1/4–7 (31.7–177.8)	TR12507A		•			
	NF Rethreading Dies	1/4–28 (6.3–711.2)	TR2528B	•		•	
		5/16–24 (8–609.6)	TR3124B	•		•	
3/8–24 (9.5–609.6)		TR3724B	•		•		
7/16–20 (11–508)		TR4320B	•		•		
1/2–20 (12.7–508)		TR5020B	•		•		
9/16–18 (14–457.2)		TR5618B	•		•		
5/8–18 (15.8–457.2)		TR6218B	•		•		
3/4–16 (19–406.4)		TR7516A			•		
7/8–14 (22–355.6)		TR8714A			•		
1–14		TR10014A			•		
1-1/8–12 (28.5–304.8)	TR11212A			•			
1-1/4–12 (31.7–304.8)	TR12512A			•			
Metric Rethreading Dies	(M6 x 1)	TDM51B	•			•	
	(M8 x 1.25)	TDM53B	•			•	
	(M10 x 1.25)	TRM1025-1	•			•	
	(M10 x 1.5)	TDM54B	•			•	
	(M12 x 1.75)	TDM55B	•			•	
	(M12 x 1.5)	TDM56B	•			•	
	(M12 x 1.25)	TDM57B	•			•	
	(M10 x 1.00)	TR101	•				
	(M11 x 1.50)	TR11150	•				
	(M14 x 1.50)	TR14150	•				

THREAD RESTORING: FILES AND THREAD CHASERS

Thread Restoring File

TFTFM932A Vinyl Storage Kit Pouch (Blue-Point®)

- Includes three commonly needed files
- Files feature a black industrial finish and comfortable vinyl handles
- Files service a range of 9–32 threads per inch and 0.75 mm 3 mm pitches
- Includes TFTFM932-1 vinyl kit bag for storage

TF1124B Thread Restorer File (Blue-Point®)

- 11, 12, 13, 14, 16, 18, 20 and 24 threads per inch



TF1124B



TFTFM932A

TF1127B Thread Restorer File (Blue-Point®)

- 9, 10, 12, 16, 20, 27, 28 and 32 threads per inch

TFM7530B Thread Restorer File (Blue-Point®)

- For any diameter right or left hand threads
- Removable vinyl handle
- (8) pitches .75, 1, 1.25, 1.50, 1.75, 2, 2.5 and 3 mm

THREAD CHASERS



TR20C



TR21A



TR25B

US Thread Chaser Sets

	Stock No.	Thread Pitch
US Chaser	TR20-10	4 and 5
	TR20-11	6 and 7
	TR20-12	8 and 9
	TR20-32	8R and 10R
	TR20-13	10 and 11
	TR20-14	11-1/2 and 12
	TR20-15	13 and 14
	TR20-16	16 and 18
	TR20-17	20 and 24

TR20C US External Thread Chaser Set

- Includes small rethreading tool with 1/2"–5-3/4" diameter capacity for bolt threads and 1/4"–4" capacity for pipe threads plus nine thread chasers

TR21A US External Thread Chaser Set

- Includes large rethreading tool with 5"–14" diameter pipe thread capacity plus nine thread chasers

TR25B US Internal Thread Chaser Set

- Includes knurled handle internal thread chasing tool plus nine chasers

Metric Thread Chaser Sets

	Stock No.	Thread Pitch
Metric Chaser	TR20-25	4.5 and 5 mm
	TR20-26	3.5 and 4 mm
	TR20-27	2.5 and 3 mm
	TR20-28	1.75 and 2 mm
	TR20-29	1.25 and 1.5 mm
	TR20-30	.75 and 1 mm

TR20M Metric External Thread Chaser Set

- Same rethreading tool as the TR20C US set, except it includes six metric chasers (7 pc)

TR25M Metric Internal Thread Chaser Set

- Includes a knurled handle thread chasing tool plus six metric chasers (7 pc)

SPECIAL PURPOSE

Spindle Rethreading Set

RD8 8 pc Spindle Rethreading Set

- For most imported or US front wheel drive vehicles



RD8

Set Contains: RD8

Stock No.	Rethreading Die Size	
RD7-1	M24 x 1.5	•
RD7-2	M24 x 2	•
RD7-3	M22 x 1	•
RD7-4	M22 x 1.5	•
RD7-5	M20 x 1.5	•
RD7-6	3/4"-20	•
RD7-7	13/16"-20	•
RD7-9	M20 x 1.25	•

Light Truck Spindle Rethreading Set

RD8LT 8 pc Light Truck Spindle Rethreading Set (Blue-Point®)

- For use on 4WD front and rear axle housings and medium to heavy-duty 2WD trucks (rear axle)
- Restore axle housing and bearing/hub retention threads



Set Contains: RD8LT

Stock No.	Rethreading Die Size	
RD7-23	2"-16	•
RD7-24	M38 x 1.5	•
RD7-25	1-5/8"-16	•
RD7-26	1-13/16"-16	•
RD7-27	Left Hand, 2"-16	•
RD7-28	2-1/8"-16	•
RD7-29	2-1/4"-16	•
RD8LT-1	Driver	•



- Rethreading tools are for renewing existing threads, do not use for cutting new threads on hardened steel
- Read safety precautions on pages W1 to W4

THREAD RESTORING: SPECIAL PURPOSE



RD20

Master Spindle Rethreading Set

Set Contains:

RD20

Stock No.	Rethreading Die Size	
RD7-1	M24 x 1.5	•
RD7-2	M24 x 2	•
RD7-3	M22 x 1	•
RD7-4	M22 x 1.5	•
RD7-5	M20 x 1.5	•
RD7-6	3/4"-20 UNEF	•
RD7-7	13/16"-20 UNF	•
RD7-9	M20 x 1.25	•
RD7-10	3/4"-16 UNF	•
RD7-11	7/8"-14 UNF	•
RD7-12	1"-14 UNF	•
RD7-13	11/16"-24 UNEF	•
RD7-14	M25-1.5	•
RD7-15	M27-2	•
RD7-16	27/32"-20 UNEF	•
RD7-17	M16-1	•
RD7-18	M16-1.5	•
RD7-19	M18-1.5	•
RD7-20	M19-1.5	•
RD7-21	M20-1	•
RD7-22	Storage Case	

RD20 20 pc Master Spindle Rethreading Set

- Repair and renew damaged threads on stub axles and spindles for most vehicles
- Dies are manufactured from high tempered steel for strength and durability
- Each die size is embossed in the case directly below each die for easy identification and selection
- Six point hex used with socket or wrench
- Application chart included
- Includes storage case



T14125

Metric Spark Plug Hole Taps

Stock No.	Size
T10100	M10 x 1.00
T12125	M12 x 1.25
T14125	M14 x 1.25
T18150	M18 x 1.50
T2818	7/8"-18 NF



TDM101

Thread Gauge

TDM101 Metric Bolt and Thread Gauge

- Bolt diameter range of 2.3-24 mm (with inch/decimal equivalents)
- Thread gauge sizes: .35-3 mm



TDM1040

Thread Pitch Gauges

TDM1040 Metric Thread Pitch Gauge

- Measures Metric threads (3.0-.35 mm)



TD1040

TD1040 US Thread Pitch Gauge

- Measures US or sharp V threads
- Includes 18 plated blades for the following thread sizes: 8, 9, 10, 11, 11-1/2, 12, 13, 14, 16, 18, 20, 24, 27, 28, 32, 36, 40 and 44 threads per inch

THREADING: TAP AND DIE SETS

TDTDM117A 117 pc Master Tap and Die Set

- Includes all components of the TDTDM500A US/Metric set plus 41pc 118° high-speed steel drill bit set in SAE, metric, wire gauge and letter sizes and five spiral screw extractors
- Each drill bit matches to corresponding tap size for correct fit
- Set offers a complete assortment of high carbon steel taps and dies in SAE and metric sizes
- Tap/drill charts and tool diagrams included
- Set packaged in a storage case



TDTDM117A



TD9902B



TD2425



TDTDM500A

Set Contains:

TD9902B

TD2425

TDP6

TDTDM500A

National Fine Threads (Adjustable Dies)	Thread Size	Tap Stock No.	Die Stock No.	Die Type	US Set	US Set	US Set	US/Metric Set
	1/4"-28 NF	T105	D015	1" Double Hex Adjustable		•		•
	5/16"-24 NF	T106	D016	1" Double Hex Adjustable		•		•
	3/8"-24 NF	T107	D017	1" Double Hex Adjustable		•		•
	7/16"-20 NF	T108	D018	1" Double Hex Adjustable		•		•
	1/2"-20 NF	T109	D019	1" Double Hex Adjustable		•		•
	1/2"-20 NF	—	DR019	1-1/2" Round Adjustable	•			
	9/16"-18 NF	T125	DR035	1-1/2" Round Adjustable	•			
	5/8"-18 NF	T126	DR036	1-1/2" Round Adjustable	•			
	3/4"-16 NF	T127	DR037	1-1/2" Round Adjustable	•			
	7/8"-14 NF	T128	DR042	2" Round Adjustable	•			
	1"-14 NF	T129	DR043	2" Round Adjustable	•			
National Fine Threads (Non-Adjustable Dies)	1/4"-28 NF	T105	GA541-1428	1" Single Hex Non-Adjustable				
	5/16"-24 NF	T106	GA541-51624	1" Single Hex Non-Adjustable				
	3/8"-24 NF	T107	GA541-3824	1" Single Hex Non-Adjustable				
	7/16"-20 NF	T108	GA541-71620	1" Single Hex Non-Adjustable				
	1/2"-20 NF	T109	GA541-1220	1" Single Hex Non-Adjustable				
National Coarse Threads (Adjustable Dies)	1/4"-20 NC	T100	D010	1" Double Hex Adjustable		•		•
	5/16"-18 NC	T101	D011	1" Double Hex Adjustable		•		•
	1"-16 NC	T102	D012	1" Double Hex Adjustable		•		•
	7/16"-14 NC	T103	D013	1" Double Hex Adjustable		•		•
	1/2"-13 NC	T104	D014	1" Double Hex Adjustable		•		•
	1/2"-1 NC	—	DR014	1-1/2" Round Adjustable				
	9/16"-12 NC	T120	DR030	1-1/2" Round Adjustable	•			
	5/8"-11 NC	T121	DR031	1-1/2" Round Adjustable	•			
	3/4"-10 NC	T122	DR032	1-1/2" Round Adjustable	•			
	7/8"-9 NC	T123	DR040	2" Round Adjustable	•			
	1"-8 NC	T124	DR041	2" Round Adjustable	•			
National Coarse Threads (Non-Adjustable Dies)	1/4"-20 NC	T100	GA541-1420	1" Single Hex Non-Adjustable				
	5/16"-18 NC	T101	GA541-51618	1" Single Hex Non-Adjustable				
	3/8"-16 NC	T102	GA541-3816	1" Single Hex Non-Adjustable				
	7/16"-14 NC	T103	GA541-71614	1" Single Hex Non-Adjustable				
	1/2"-13 NC	T104	GA541-1213	1" Single Hex Non-Adjustable				
Machine Screw Threads (Adjustable Dies)	4-40	T111A	D021A	5/8" Double Hex Adjustable		•		•
	6-32	T112	D022	5/8" Double Hex Adjustable		•		•
	8-32	T113	D023	5/8" Double Hex Adjustable		•		•
	10-24	T114	D024	5/8" Double Hex Adjustable		•		•
	10-32	T115	D025	5/8" Double Hex Adjustable		•		•
	12-24	T116	D026	5/8" Double Hex Adjustable		•		•
Machine Screw Threads (Non-Adjustable Dies)	4-40	T111A	GA541-440	5/8" Single Hex Non-Adjustable				
	6-32	T112	GA541-632	5/8" Single Hex Non-Adjustable				
	8-32	T113	GA541-832	5/8" Single Hex Non-Adjustable				
	10-24	T114	GA541-1024	5/8" Single Hex Non-Adjustable				
	10-32	T115	GA541-1032	5/8" Single Hex Non-Adjustable				
	12-24	T116	GA541-1224	5/8" Single Hex Non-Adjustable				
Pipe Threads (Adjustable Dies)	1/8"-27 NPT	T110	—	1/8"-27 NPT Tap		•	•	•
	1/8"-27 NPT	—	D020	1" Double Hex Non-Adjustable		•		•
	1/4"-18 NPT	T130	—	—	•		•	
	1/4"-18 NPT	—	DR033	1-1/2" Round Adjustable	•			
	3/8"-18 NPT	T131	—	—			•	
	1/2"-14 NPT	T132	—	—			•	
	3/4"-14 NPT	T133	—	—			•	
	1"-11-1/2" NPT	T134	—	—			•	
Pipe Threads (Non-Adjustable Dies)	1/8"-27 NPT	T110	GA541-1827	1" Double Hex Non-Adjustable				

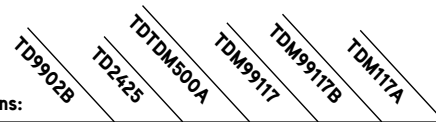


- Rethrading tools are for renewing existing threads, do not use for cutting new threads on hardened steel
- Read safety precautions on pages W1 to W4

THREADING: TAP AND DIE SETS



Set Contains:



	Thread Size	Tap Stock No.	Die Stock No.	Die Type	US Set	US Set	US/Metric Set	Metric Set	Metric Set	US/Metric Set
Metric Threads	M3 x .50	T305M	D305M	5/8" Double Hex Adjustable			•	•		•
	M3 x .60	T306M	D306M	5/8" Double Hex Adjustable						
	M4 x .70	T407M	D407MA	5/8" Double Hex Adjustable			•	•		•
	M4 x .75	T4075M	D4075M	5/8" Double Hex Adjustable			•	•		•
	M5 x .80	T508M	D508MA	5/8" Double Hex Adjustable			•	•		•
	M5 x .90	T509M	D509M	5/8" Double Hex Adjustable			•	•		•
	M6 x 1.00	T610M	D610MA	5/8" Double Hex Adjustable			•	•		•
	M7 x 1.00	T710M	D710M	1" Double Hex Adjustable			•	•		•
	M8 x 1.00	T810M	D810M	1" Double Hex Adjustable			•	•		•
	M8 x 1.25	T812M	D812M	1" Double Hex Adjustable			•	•		•
	M9 x 1.00	T910M	D910M	1" Double Hex Adjustable			•	•		•
	M9 x 1.25	T912M	D912M	1" Double Hex Adjustable			•	•		•
	M10 x 1.25	T1012M	D1012M	1" Double Hex Adjustable			•	•		•
	M10 x 1.5	T1015M	D1015M	1" Double Hex Adjustable			•	•		•
	M11 x 1.5	T1115M	D1115M	1" Double Hex Adjustable			•	•		•
	M12 x 1.5	T1215M	D1215M	1" Double Hex Adjustable			•	•		•
	M12 x 1.75	T1217M	D1217M	1" Double Hex Adjustable			•	•		•
	M14 x 1.25	T1412M	DR1412M	1-1/2" Round Adjustable				•	•	
	M14 x 1.5	T1415M	DR1415M	1-1/2" Round Adjustable				•	•	
	M14 x 2.0	T1420M	DR1420M	1-1/2" Round Adjustable				•	•	
	M16 x 1.5	T1615M	DR1615M	1-1/2" Round Adjustable				•	•	
	M16 x 2.0	T1620M	DR1620M	1-1/2" Round Adjustable				•	•	
	M18 x 1.5	T1815M	DR1815M	1-1/2" Round Adjustable				•	•	
	M18 x 2.5	T1825M	DR1825M	1-1/2" Round Adjustable				•	•	
	M20 x 2.5	T2025M	DR2025M	2" Round Adjustable				•	•	
	M22 x 1.5	T2215M	DR2215M	2" Round Adjustable				•	•	
	M24 x 2.0	T2420M	DR2420M	2" Round Adjustable				•	•	
	M24 x 3.0	T2430M	DR2430M	2" Round Adjustable				•	•	
1/8"-28 BSP	T110M	DO20M	1" Double Hex Non-Adjustable			•	•		•	
Accessories	Thread Size	Stock No.	Die Type							
	TD3A Die Stock	TD3A	For 5/8" double hex dies		•	•	•	•		•
	GA26-2 Die Stock	GA26-2	Adjustable for 1" single hex dies							
	TD10A Die Stock	TD10A	Self Centering for 1" double hex dies			•	•	•		•
	TD35 Die Stock	TD35	Self Centering for 1-1/2" diameter round dies		•			•	•	
	TD40 Die Stock	TD40	Self Centering for 2" diameter round dies		•			•	•	
	TD4 Tap Wrench	TD4	4 jaw, for 0-1/4" taps			•	•	•		•
	TF50 Tap Wrench	TD50	4 jaw for 1/4-1/2" (M7 x 1.00 to M12 x 1.75) taps			•	•	•		•
	TD88A Tap Wrench	TD88A	Clamp type, for 0-1/2" (M3 x 0.50 to M12 x 1.75) taps			•	•	•		•
	TD98A Tap Wrench	TD98A	Clamp type for 0-1" (M7 x 1.00 to M24 x 3.0) taps		•			•	•	
	TD1040 Thread Pitch Gauge	TD1040	US				•			
	Metric Thread, Pitch Gauge	TDM100	Metric				•	•		•
	TDS1 Screwdriver	TDS1	For adjusting dies			•	•	•		•
	GA541-1 Die Stock	GA541-1	For 5/8" single hex dies							

TMA34 34 pc Metric Tap Set

- 34 pc set features popular metric taps from 3–18 mm sizes
- Precision ground flutes ensure accurate threading
- High carbon steel ensures less breakage
- Tap adaptors turn any 3/8" socket drive into a tap driver



TMA34

Metric Tap Set

Stock No.	Thread Size	Stock No.	Thread Size	Stock No.	Thread Size
T305M	M3 x .50	T910M	M9 x 1.00	T1420M	M14 x 2.00
T306M	M3 x .60	T912M	M9 x 1.25	T1610M	M16 x 1.00
T4075M	M4 x .75	T1010M	M10 x 1.00	T1615M	M16 x 1.50
T407M	M4 x .70	T1012M	M10 x 1.25	T1620M	M16 x 2.00
T508M	M5 x .80	T1015M	M10 x 1.50	T18150	M18 x 1.50
T509M	M5 x .90	T1115M	M11 x 1.50	T1815M	M18 x 1.50
T610M	M6 x 1.00	T1212M	M12 x 1.25	T1825M	M18 x 2.50
T6310M	M6.33 x 1	T1215M	M12 x 1.50	TDM100	Metric Thread, Pitch Gauge
T710M	M7 x 1.00	T1217M	M12 x 1.75	ATSS	Adj. Tap Socket, 3–6 mm (3/8" Drive)
T810M	M8 x 1.00	T14125	M14 x 1.25		
T812M	M8 x 1.25	T1412M	M14 x 1.25	ATSL	Adj. Tap Socket, 6–12 mm (3/8" Drive)
T9075M	M9 x .75	T1415M	M14 x 1.50		

GAM541 41 pc Metric Tap and Die Set (Blue-Point®)

- 41 pc set features 1" single hex nonadjustable dies from 3–12 mm, a 1/8"-28 BSP die plus taps in the same sizes
- Also includes a die stock, two T-handle tap wrenches, a thread pitch gauge, a drill/tap chart, screwdriver and storage case



GAM541

GA541 41 pc US Tap and Die Set (Blue-Point®)

- 41 pc set features taps and dies from #4 to 1/2" in both NF and NC threads, a pipe thread tap and die, plus two die stocks and three tap wrenches, a screw pitch gauge, screwdriver and a storage case



GA541

SAE Left-Hand Tap and Die Sets

Stock No.	Thread Size	Stock No.	Thread Size	Stock No.	Thread Size
DLH010	1/4-20 NC	DLH025	10-32 NF	TLH113	8-32 NC Plug
DLH011	5/16-18 NC	DLH026	12-24 NC	TLH114	10-24 NC Plug
DLH012	3/8-16 NC	TLH100	1/4-20 NC Plug	TLH115	10-32 NF Plug
DLH013	7/16-14 NC	TLH101	5/16-18 NC Plug	TLH116	12-24 NC Plug
DLH014	1/2-13 NC	TLH102	3/8-16 NC Plug	TDALTSB	T-Bar Handle (For TDALTS)
DLH015	1/4-28 NF	TLH103	7/16-14 NC Plug	TDALDS1	1" Double Hex Die Stock
DLH016	5/16-24 NF	TLH104	1/2-13 NC Plug	TDALTS1	0-1/4" Adjustable Tap Socket
DLH017	3/8-24 NF	TLH105	1/4-28 NF Plug	TDALDSS	Die Spacer
DLH018	7/16-20 NF	TLH106	5/16-24 NF Plug	TDALTS2	1/4-1/2" Adjustable Tap Socket
DLH019	1/2-20 NF	TLH107	3/8-24 NF Plug		
DLH021	4-40 NC	TLH108	7/16-20 NF Plug	TD1040	US Thread Pitch Gauge
DLH022	6-32 NC	TLH109	1/2-20 NF Plug	TDM1040	Metric Thread Pitch Gauge
DLH023	8-32 NC	TLH111	4-40 NC Plug		
DLH024	10-24 NC	TLH112	6-32 NC Plug		

TDLH139 Left Hand Thread Tap and Die Set

- Built exclusively for left hand applications
- Set comprises the most popular SAE left-hand taps and dies: #4–1/2" sizes
- High-quality handle with two adjustable tap sockets (0–1/4" and 1/4–1/2") provides secure, precise hold during tapping applications
- Made in USA



TDLH139



• Read safety precautions on pages W1 to W4

THREADING: SELF-ALIGNING TAPS AND DIES



TSA105

Self-Aligning Taps, SAE

- Self-aligning taps feature chip breaking technology (CBT) allowing the cutting edge to cut, break and chip cleaner
- Up to 30% easier to break chips
- Self-aligning taps come with an alignment chamfer that allows the tap to start straight every time, ensuring straight threads and less chance of cross threading
- Increased flute taper increases tap durability up to 20%
- Plug chamfer style for general purpose threading
- High carbon steel is ideal for hand tapping applications

Self-Aligning Taps, SAE

Stock No.	Thread Size
T110	1/8"-27 NPT
TSA111	4-40 Machine Screw
TSA112	6-32 Machine Screw
TSA113	8-32 Machine Screw
TSA114	10-24 Machine Screw
TSA115	10-32 Machine Screw
TSA116	12-24 Machine Screw
TSA100	1/4"-20 NC
TSA105	1/4"-28 NF
TSA101	5/16"-18 NC
TSA106	5/16"-24 NF
TSA102	3/8"-16 NC
TSA107	3/8"-24 NF
TSA103	7/16"-14 NC
TSA108	7/16"-20 NF
TSA104	1/2"-13 NC
TSA109	1/2"-20 NF

Self-Aligning Taps, Metric

Stock No.	Thread Size
T110M	1/8"-28 BSP
TSA305M	M3-.50
TSA4075M	M4-.75
TSA508M	M5-.80
TSA509M	M5-.90
TSA610M	M6-1.00
TSA710M	M7-1.00
TSA810M	M8-1.00
TSA812M	M8-1.25
TSA910M	M9-1.00
TSA912M	M9-1.25
TSA1012M	M10-1.25
TSA1015M	M10-1.50
TSA1115M	M11-1.50
TSA1212M	M12-1.25
TSA1217M	M12-1.75



DSA019

Self-Aligning Dies, SAE

- Self-aligning dies feature Chip Breaking Technology (CBT) ensuring clean cuts in both directions
- Alignment plate design starts straight every time to reduce the chance of cross threading
- Roller threads provide greater thread quality, accuracy and cutting ease
- Made from high carbon steel
- Use die with the TDALDS1 die stock

Self-Aligning Dies, SAE

Stock No.	Die Type	Thread Size
D020	1" Double Hex Non-Adjustable	1/8"-27 NPT
DSA010	Double Hex	1/4"-20 NC
DSA011	Double Hex	5/16"-18 NC
DSA012	Double Hex	1/4"-20 NC
DSA013	Double Hex	7/16"-14 NC
DSA014	Double Hex	1/2"-13 NC
DSA015	Double Hex	1/4"-28 NF
DSA016	Double Hex	5/16"-24 NF
DSA017	Double Hex	3/8"-24 NF
DSA018	Double Hex	7/16"-20 NF
DSA019	Double Hex	1/2"-20
DSA021	Double Hex	4-40 Machine Screw
DSA022	Double Hex	6-32 Machine Screw
DSA023	Double Hex	8-32 Machine Screw
DSA024	Double Hex	10-24 Machine Screw
DSA025	Double Hex	10-32 Machine Screw
DSA026	Double Hex	12-24 Machine Screw

Self-Aligning Dies, Metric

Stock No.	Die Type	Thread Size
D020M	1" Double Hex Non-Adjustable	1/8"-28 BSP
DSA4075M	Double Hex	M4 x .75
DSA407M	Double Hex	M4 x .70
DSA508M	Double Hex	M5 x .80
DSA509M	Double Hex	M5 x .90
DSA610M	Double Hex	M6 x 1.00
DSA710M	Double Hex	M7 x 1.00
DSA810M	Double Hex	M8 x 1.00
DSA812M	Double Hex	M8 x 1.25
DSA910M	Double Hex	M9 x 1.00
DSA912M	Double Hex	M9 x 1.25
DSA1012M	Double Hex	M10 x 1.25
DSA1015M	Double Hex	M10 x 1.50
DSA1115M	Double Hex	M11 x 1.50
DSA1212M	Double Hex	M12 x 1.25
DSA1217M	Double Hex	M12 x 1.75

THREADING: SELF-ALIGNING TAPS AND DIES

Tap and Die Drive Tool System

TDALDS1 1" Double Hex Die Stock

- Features a twist die lock which means no more set screws are needed
- Simply twist to insert or remove the die
- Ergonomic handles for comfort and control when threading
- Fits 1" double hex dies

TDALTS2 1/4-1/2" Adjustable Tap Socket

- For 1/4" and 1/2" (M7 x 1.00 M12 x 1.75) taps
- Versatile base can be driven with die stock, 3/8" ratchet or T-bar handle

TDALTSB T-Bar Handle (For TDALTS)

- For TDALTS1 and TDALTS2 Adjustable Tap Sockets

TD1040 US Thread Pitch Gauge

- Measures US or sharp V threads
- Includes 18 plated blades for the following thread sizes: 8, 9, 10, 11, 11-1/2, 12, 13, 14, 16, 18, 20, 24, 27, 28, 32, 36, 40 and 44 threads per inch

TDM100 Metric Thread Pitch Gauge

TDRSET 7 pc Tap and Die Drive Tool Set

Tool Set

- Set includes (1) die stock, (2) adjustable tap sockets, (1) die spacer, (1) T-bar handle, (1) SAE thread pitch gauge and (1) metric thread pitch gauge



SAE/Metric Tap Set

TAMA141 SAE/Metric Plug Tap Set

- Built for those who frequently tap and need a comprehensive set of taps
- Wide array of taps in most popular SAE and metric sizes
- High-quality handle with two adjustable tap sockets (0-1/4" and 1/4-1/2") provides secure, precise hold during tapping applications
- Made in the USA

Set Contains: **TAMA141**

Stock No.	Description	Thread Size	
T100	1" Double Hex Adjustable Tap	1/4"-20 NC	•
T101	1" Double Hex Adjustable Tap	5/16"-18 NC	•
T1012M	Metric Double Hex Tap	M10 x 1.25	•
T1015M	Metric Double Hex Tap	M10 x 1.50	•
T102	1" Double Hex Adjustable Tap	3/8"-16 NC	•
T103	1" Double Hex Adjustable Tap	7/16"-14 NC	•
T104	1" Double Hex Adjustable Tap	1/2"-13 NC	•
T105	National Fine Thread Tap	1/4"-28 NF	•
T106	National Fine Thread Tap	5/16"-24 NF	•
T107	National Fine Thread Tap	3/8"-24 NF	•
T108	National Fine Thread Tap	7/16"-20 NF	•
T109	National Fine Thread Tap	1/2"-20 NF	•
T110	Pipe Thread Tap	1/8"-27 NPT	•
T110M	Metric Double Hex Tap	1/8"-28 BSP	•
T1115M	Metric Double Hex Tap	M11 x 1.50	•
T111A	5/8" Double Hex Adjustable Tap	4-40	•
T112	5/8" Double Hex Adjustable Tap	6-32	•
T113	5/8" Double Hex Adjustable Tap	8-32	•
T114	5/8" Double Hex Adjustable Tap	10-24	•
T115	5/8" Double Hex Adjustable Tap	10-32	•
T116	5/8" Double Hex Adjustable Tap	12-24	•

Set Contains: **TAMA141**

Stock No.	Description	Thread Size	
T1212M	Right Hand Plug Tap	M12 x 1.25	•
T1217M	Metric Double Hex Tap	M12 x 1.75	•
T305M	Metric Double Hex Tap	M3 x .50	•
T4075M	Metric Double Hex Tap	M4 x .75	•
T407M	Metric Double Hex Tap	M4 x .70	•
T508M	Metric Double Hex Tap	M5 x .80	•
T509M	Metric Double Hex Tap	M5 x .90	•
T610M	Metric Double Hex Tap	M6 x 1.00	•
T710M	Metric Double Hex Tap	M7 x 1.00	•
T810M	Metric Double Hex Tap	M8 x 1.00	•
T812M	Metric Double Hex Tap	M8 x 1.25	•
T910M	Metric Tap	M9 x 1.00	•
T912M	Metric Double Hex Tap	M9 x 1.25	•
TD1040	Standard Pitch Gauge	TD1040 Thread Pitch Gauge	•
TDALDS1	Die-Stock 1 Double Hex Dies	—	•
TDALDSS	Die Spacer	—	•
TDALTS1	Adj Tap Socket 0-1/4	0-1/4"	•
TDALTS2	Adj Tap Socket 1/4-1/2	1/4-1/2"	•
TDALTSB	T-Bar for Adj Tap Socket	—	•
TDM1040	Metric Pitch Gauge	—	•

TAP SOCKETS AND DIE SETS

Tap Sockets (1/4" - 3/8" Drive)



Set Contains: **TDL8**

Stock No.	Square Drive, inches	Fits SAE Size Taps	Fits Metric Size Taps	Shank Dia., inches	Square Size, inches	
TDL8-1	1/4	#1, #2, #3, #4, #5, #6	M1.6, M1.8, M2, M2.2, M2.5, M3, M3.15, M3.5	.141	.110	•
TDL8-2	1/4	#8	M4	.168	.131	•
TDL8-3	1/4	#10	M4.5, M5	.194	.152	•
TDL8-4	1/4	1/4"	M6, M6.3	.255	.191	•
TDL8-5	3/8	5/16", 7/16"	M7, M8	.323	.242	•
TDL8-6	3/8	3/8"	M10	.381	.286	•
TDL8-7	3/8	1/2"	M12, M12.5	.367	.275	•
TDL8-8	3/8	1/8" NPT	—	.437	.328	•

TDL8 8 pc Tap Socket Set (Blue-Point®)

- Rubber O-rings hold taps securely in place
- For use with ratchets and handles
- Black industrial finish
- Includes (8) sockets on socket rail and clips



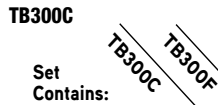
• Read safety precautions on pages W1 to W4

THREADING: TAP SOCKETS AND DIE SETS



Bottoming Taps

- Allows blind holes to be tapped within one thread of bottom of hole



Stock No.	Thread Size	Description		
TB3/8C	3/8"-16 NC	3/8"-16NC Bottoming Tap	•	
TB3/8F	3/8"-24 NF	3/8"-24NF Bottoming Tap		•
TB5/16C	5/16"-18 NC	5/16"-18NC Bottoming Tap	•	
TB7/16C	7/16"-14 NC	7/16"-14NC Bottoming Tap	•	
TB5/16F	5/16"-24 NF	5/16"-24NF Bottoming Tap		•
TB7/16F	7/16"-20 NF	7/16"-20NF Bottoming Tap		•



Tap Sockets (1/2" Drive)

Stock No.	Square Drive, inches	Fits SAE Size Taps	Fits Metric Size Taps	Shank Dia., inches	Square Size, inches	
TDL31	1/2	5/8	16 mm	.480	.360	•
TDL32	1/2	11/16	18 mm	.542	.406	•
TDL33	1/2	3/4	—	.590	.442	•

TDL3 3 pc 1/2" Drive Tap Socket Set (Blue-Point®)

- Includes (3) tap sockets
- Use in restricted areas where a T-handle will not easily fit
- Manufactured to M.C.T.I. standards
- Black industrial finish



Ratcheting Tap Wrenches (Blue-Point®)

YA577A T-Handle Ratcheting Tap Wrench (Blue-Point®)

- For taps up to 1/4"
- Ratchet clockwise or counterclockwise
- 3-3/8" long body, 3-15/16" handle

YA578A 1/4-1/2" Ratcheting Tap Wrench (Blue-Point®)

- For 1/4-1/2" taps
- Ratchet clockwise or counterclockwise
- 4-3/8" long body, 4-3/4" handle



Adjustable Tap Sockets

ATSL 3/8" Drive 3-6 mm Adjustable Tap Socket

- Fits common taps from 1/4"-1/2" (6 mm-12 mm)

ATSS 3/8" Drive 6-12 mm Adjustable Tap Socket

- Fits common taps from #6-1/4" (3 mm-6 mm)

ATSET 2 pc Adjustable Tap Socket Set

- Includes ATSS and ATSL



Thread Pitch Gauge

TD1040 US Thread Pitch Gauge

- Measures US or sharp V threads
- Includes 18 plated blades for the following thread sizes: 8, 9, 10, 11, 11-1/2, 12, 13, 14, 16, 18, 20, 24, 27, 28, 32, 36, 40 and 44 threads per inch



Tap and Die Accessories

#26 Hex Die Stock (1")

- #26 Hex Die Stock

PLUG TAPS AND DIES



Plug Taps

	Stock No.	Thread Size	Thread Pitch
Tap	T111	4-36	Right Hand
	T6310M	M6.33 x 1	Right Hand
	T1010M	M10 x 1.00	Right Hand
	T1212M	M12 x 1.25	Right Hand
	T1412M	M14 x 1.25	Right Hand
	T1415M	M14 x 1.50	Right Hand
	T1420M	M14 x 2.00	Right Hand



Plug Dies

	Stock No.	Die Type	Thread Size	Thread Pitch
Die	D021A	5/8" Double Hex Adjustable	4-40	Right Hand
	D040	1" Double Hex	1/4"-18	Right Hand
	D147M	1" Double Hex	M4 x .70	Right Hand
	D158M	1" Double Hex	M5 x .80	Right Hand
	D161M	1" Double Hex	M6 x 1.00	Right Hand
	D1010M	1" Double Hex	M10 x 1.00	Right Hand
	D1112M	1" Double Hex	M11 x 1.25	Right Hand
	D1212M	1" Double Hex	M12 x 1.25	Right Hand
	D1615M	1-1/4" Hex	M16 x 1.50	Right Hand
	D1615ML	1-1/4" Hex	M16 x 1.50	Left Hand
	D1620M	1-1/4" Hex	M16 x 2.00	Right Hand
	D1810M	1-7/16" Hex	M18 x 1.00	Right Hand
	D1815M	1-7/16" Hex	M18 x 1.50	Right Hand
	D1825M	1-7/16" Hex	M18 x 2.50	Right Hand
	DR2015M	2" Round	M20 x 1.50	Right Hand
	D2025M	1-7/16" Hex	M20 x 2.50	Right Hand
	D2215M	1-5/8" Hex	M22 x 1.50	Right Hand
	D2215ML	1-5/8" Hex	M22 x 1.50	Left Hand
	D2415M	1-13/16" Hex	M24 x 1.50	Right Hand
	D3015M	2" Hex	M30 x 1.50	Right Hand

EXTRACTORS: EXTRACTOR SETS

Set Contains:	Stock No.	EXDMS48	EXD35	EXD10	EXDL10	E1025	E1020
		Right Hand Drill Bits	CSE405B				
	DBCFS5/64			•			
	DBCFS7/64			•			
	DBCFS5/32			•			
	DBCFS1/4			•			
	DBCFS19/64			•			
	DBF1/2C					•	
	DBF1/8C					•	•
	DBF3/16C					•	•
	DBF1/4C					•	•
	DBF5/16C					•	•
	DBF11/32C					•	•
	DBF7/16C					•	
	DBF1/2C					•	
Left Hand Drill Bits	DBCL5/64B	•	•		•		
	DBCL7/64B	•	•		•		
	DBCL5/32B	•	•		•		
	DBCL7/32	•	•				
	DBCL3/16	•	•				
	DBCL3/16A	•	•				
	DBCL1/8	•	•				
	DBCL1/4B	•	•		•		
	DBCL9/32	•	•				
	DBCL9/32A	•	•				
	DBCL19/64B	•	•		•		
	DBCL5/16						
	DBCL11/32						
	DBCL3/8	•	•				
	DBCL3/8A	•	•				
	DBCL13/32						
	DBCL7/16						
	DBCL15/32	•	•				
	DBCL15/32A	•	•				
	DBCL1/2						
Solid Type Drill Guides	E921					•	•
	E1021					•	•
	E1121					•	•
	E1221					•	•
	E1321					•	•
	E1421					•	•
	E1521					•	•
	E1621					•	•
	E1721					•	•
	E1821					•	•
Sleeve Type Drill Guides	E34					•	
	E33A					•	
Sleeve Bushings (in pairs)	E3033					•	

Set Contains:	Stock No.	EXDMS48	EXD35	EXD10	EXDL10	E1025	E1020
		Straight Screw Extractors	E1				
	E2					•	•
	E3						•
	E4					•	•
	E5					•	•
	E6					•	
	E7					•	
	E8					•	
Pipe Plug Extractors	E80					•	
	E81					•	
	E82					•	
	E83					•	
	E84					•	
	E85					•	
Spiral Flute Screw Extractors	EX1	•	•	•	•		
	EX2	•	•	•	•		
	EX3	•	•	•	•		
	EX4	•	•	•	•		
	EX5	•	•	•	•		
	EX6	•	•				
Multispline Screw Extractors	REX104A	•	•				
	REX105A	•	•				
	REX106A	•	•				
	REX107A	•	•				
	REX108A	•	•				
	REX109A	•	•				
	REX110A	•	•				
	REX111A	•	•				
	REX112A	•	•				
	REX113A	•	•				
	REX114A	•	•				
	REX115A	•	•				
	REX116A	•	•				
Hex Head Fastener Extractors	BEX081	•					
	BEX101	•					
	BEX121	•					
	BEXM101	•					
	BEX141	•					
	BEXM121	•					
	BEX161	•					
	BEXM131	•					
	BEX181	•					
	BEX201	•					
	BEX221	•					
	BEXM171	•					
	BEX241	•					

EXDMS48 48 pc Master Extractor Set

- Quickly and easily extracts the toughest screws from 3/32–15/16" screw sizes (including metric sizes)
- Includes (16) left hand mechanic's length cobalt drill bits, (13) multi-spline screw extractors (1/8–1/2"), (6) spiral flute screw extractors plus (13) hex head fastener extractors (1/4–3/4")

- Hex head extractors feature left hand spiral flutes for maximum gripping power
- External hex and square drive wrenching options for use with wrenches, impact wrenches and ratchet/socket combinations
- 48 pc in storage case



EXDMS48

EXD35 35 pc Master Extractor Set

- Quickly and easily extracts tough screws from 3/32–15/16" (including metric sizes)

- Includes (16) left-hand mechanic's length cobalt drill bits, (13) multi-spline screw extractors and (6) spiral flute screw extractors in storage case



EXD35



• Read safety precautions on pages W1 to W4

EXTRACTORS: EXTRACTOR TOOLS



EXD10

EXDL10



E1025



E1020



REX25B



REX10B



REX15B

EXD10 10 pc Right Hand Extractor Set

- Includes (5) right hand mechanic's length cobalt drill bits, 19/64, 1/4, 5/32, 5/64 and 7/64" and (5) spiral flute screw extractors, EX1, EX2, EX3, EX4, EX5 in a metal index

EXDL10 10 pc Left-Hand Extractor Set

- Includes (5) left-hand mechanic's length cobalt drill bits, 19/64, 1/4, 5/32, 5/64 and 7/64" and (5) spiral flute screw extractors, EX1, EX2, EX3, EX4, EX5 in a metal index

E1025 39 pc Extractor Set (Blue-Point®)

- Extract broken screws from 1/4–1" diameter and standard pipe sizes 1/8–1"
- Includes (8) right hand drill bits, (10) solid type drill guides, (1) sleeve spacer, (2) sleeve type drill guides, (4) sleeve bushings, (8) straight screw extractors and (6) pipe plug extractors
- Includes storage case

E1020 19 pc Extractor Set (Blue-Point®)

- Extracts broken screws from 1/4–1/2" diameter
- Includes (5) right hand drill bits, (9) solid type drill guides and (5) straight screw extractors
- Includes storage case

Multispline Extractors

- Shoulder prevents extractor from entering too deeply and expanding screw

REX25B 25 pc Multispline Extractor Set

- Includes (25) multispline extractors REX104A through REX128A (1/8–7/8") (25 pc)
- Includes storage case

REX10B 10 pc Multispline Extractor Set

- REX104A thru REX113A (1/8–13/32") (10 pc) in REX10BMT Storage Case

REX15B 15 pc Multispline Extractor Set

- REX104A thru REX118A (1/8–9/16") (15 pc) in REX15BMT Storage Case

Stock No.	Drill Size, inches	Bolt Size, inches	Pipe Size, inches	Hex Size, inches	Mark
REX104A	1/8	1/4	—	1/2	A
REX105A	5/32	5/16	—	1/2	B
REX106A	3/16	3/8	—	1/2	C
REX107A	7/32	7/16	—	1/2	D
REX108A	1/4	1/2	1/8	1/2	E
REX109A	9/32	9/16	—	1/2	F
REX110A	5/16	5/8	—	1/2	G
REX111A	11/32	11/16	1/4	1/2	H
REX112A	3/8	3/4	—	1/2	I
REX113A	13/32	13/16	—	1/2	J
REX114A	7/16	7/8	—	5/8	K
REX115A	15/32	15/16	3/8	5/8	L
REX116A	1/2	1	—	5/8	M
REX117A	17/32	1-1/16	—	5/8	N
REX118A	9/16	1-1/8	—	3/4	O
REX119A	19/32	1-3/16	—	3/4	P
REX120A	5/8	1-1/4	1/2	3/4	Q
REX121A	21/32	1-5/16	—	7/8	R
REX122A	11/16	1-3/8	—	7/8	S
REX123A	23/32	1-7/16	—	7/8	T
REX124A	3/4	1-1/2	—	7/8	U
REX125A	25/32	1-9/16	3/4	1	V
REX126A	13/16	1-5/8	—	1	W
REX127A	27/32	1-11/16	—	1	X
REX128A	7/8	1-3/4	—	1	Y

Hex Head Fastener Extractors

- Use on most popular hex head fasteners from 1/4–1" (8–24 mm)
- Sockets feature left hand spiral flutes for maximum gripping power
- Manufactured from high carbon steel for maximum strength
- External hex and square drive wrenching options for use with wrenches, impact wrenches and ratchet/socket combinations



BEX13A



BEX5B

Set Contains:

BEX13A

BEX5B

Stock No.	Square Drive, inches	Size, inches (mm)	External Hex, inches (mm)	Outside Dia., inches (mm)	Length, inches (mm)		
BEX081	3/8	1/4	5/8 (15.9)	3/8 (9.5)	1-1/16 (27.0)	•	
BEX101	3/8	5/16 (8)	5/8 (15.9)	7/16 (11.1)	1-1/16 (27.0)	•	
BEX121	3/8	3/8	5/8 (15.9)	9/16 (14.3)	1-1/16 (27.0)	•	
BEXM101	3/8	(10)	3/4 (19.1)	5/8 (15.5)	1-1/16 (27.0)	•	
BEX141	3/8	7/16 (11)	3/4 (19.1)	5/8 (15.9)	1-1/16 (27.0)	•	
BEXM121	3/8	(12)	3/4 (19.1)	23/32 (17.5)	1-1/16 (27.0)	•	
BEX161	3/8	1/2	3/4 (19.1)	23/32 (17.9)	1-1/16 (27.0)	•	
BEXM131	3/8	(13)	3/4 (19.1)	23/32 (18.5)	1-1/16 (27.0)	•	
BEX181	3/8	9/16 (14)	7/8 (22.2)	25/32 (19.4)	1-1/16 (27.0)	•	
BEX201	3/8	5/8 (16)	7/8 (22.2)	7/8 (21.8)	1-1/16 (27.0)	•	
BEXM171	3/8	(17)	1 (25.4)	29/32 (23.0)	1-1/16 (27.0)	•	
BEX221	3/8	11/16	1 (25.4)	15/16 (24.2)	1-1/16 (27.0)	•	
BEX241	3/8	3/4 (19)	1-1/16 (27)	1-1/32 (26.2)	1-1/16 (27.0)	•	
BEXW241	1/2	3/4 (19)	1-1/4 (31.8)	1-1/8 (28.6)	1-3/4 (44.5)		•
BEXW261	1/2	13/16 (21)	1-3/8 (34.9)	1-3/16 (30.2)	1-3/4 (44.5)		•
BEXW281	1/2	7/8 (22)	1-7/16 (36.5)	1-1/4 (31.8)	1-3/4 (44.5)		•
BEXW301	1/2	15/16 (24)	1-7/16 (36.5)	1-5/16 (33.3)	1-3/4 (44.5)		•
BEXW321	1/2	1	1-7/16 (36.5)	1-3/8 (34.9)	1-3/4 (44.5)		•
BEX13AMT	Storage Case		–	–	–	•	
BEX5CASE	Storage Case		–	–	–		•

External Drive Hex Head Slim Twist Sockets

110STS YA 10 pc External Drive Twist Socket Set (Blue-Point®)

- Quickly and easily remove damaged or rounded nuts and bolts, socket head cap screws in close quarters, and nuts threaded on long studs
- Ideal for use for aircraft and exhaust systems applications
- Includes ten external hex drive slim twist sockets for the following hex head fasteners:
- SAE: 3/8, 7/16, 5/8 and 3/4"
- Metric: 9–17 and 19 mm
- Sockets are stored on MSR1 Magnetic Socket Holder



110STS YA

Set Contains:

110STS YA

Stock No.	Nut/Bolt Size, inches (mm)	Socket Number	External Hex, inches	Socket Thickness, inches (mm)	Finish	
110STS Y1	3/8 (9)	#1	5/8	0.38 (9.5)	Industrial Black	•
110STS Y2	(10)	#2	5/8	0.38 (9.5)	Industrial Black	•
110STS Y3	7/16 (11)	#3	11/16	0.38 (9.5)	Industrial Black	•
110STS Y4	(12)	#4	3/4	0.38 (9.5)	Industrial Black	•
110STS Y5	(13)	#5	3/4	0.50 (12.7)	Industrial Black	•
110STS Y6	(14)	#6	13/16	0.50 (12.7)	Industrial Black	•
110STS Y7	(15)	#7	7/8	0.50 (12.7)	Industrial Black	•
110STS Y8	5/8 (16)	#8	15/16	0.62 (15.9)	Industrial Black	•
110STS Y9	(17)	#9	1	0.62 (15.9)	Industrial Black	•
110STS Y10	3/4 (19)	#10	1-1/16	0.62 (15.9)	Industrial Black	•



• Read safety precautions on pages W1 to W4

EXTRACTORS: EXTRACTOR TOOLS



BEXD9

BEXD Deep Well Extractors

- External hex and 3/8" square drive wrenching options for use with wrenches, impact wrenches and ratchet/socket combinations
- Deep well design fits over exposed studs and reaches recessed fasteners
- Reverse spiral flutes bite into stubborn fasteners, both fractional and metric, with maximum gripping power
- Reduced profile head enables use in confined spaces

Set Contains:

BEXD9

Stock No.	Size	Length, inches	
BEXD081	1/4	2-7/16	•
BEXD101	5/16	2-7/16	•
BEXD121	3/8	2-7/16	•
BEXD141	7/16	2-7/16	•
BEXD161	1/2	2-7/16	•
BEXD181	9/16	2-7/16	•
BEXD201	5/8	2-7/16	•
BEXD241	3/4	2-7/16	•
BEXDM131	13 mm	2-7/16	•



SR40K

Tapered Bit Extractors

SR40K Tapered Bit Extractor Set

- Tapered ends have left hand threads to bite deep into drilled studs
- Square shafts for use with wrench
- 4 pc set includes SR4A (1/8"), SR10A (9/64"), SR14 (7/32") and SR20 (5/16") in C0407 kit bag



A50A

Cam and Wedge Type Stud Removers

A50A Stud Remover

- 7/16-1/2" capacity
- V-shaped rack grips stud
- Grip releases when pressure is relieved
- Uses 1/2" drive handle

A50-4B Optional Rack

- For 5/16" 3/8" capacity



A36A

A36A Stud Remover

- 1/2-3/4" capacity
- Knurled wheel grips stud
- Driving shank extends through both sides of housing for bearing surface on each side of wheel
- Uses 1/2" drive handle

A80A Stud Remover

- 1/4-1/2" capacity
- Jaws grip when pressure is applied
- Built-in ratchet action
- Needs only 1-1/4" clearance
- Use with 1/2" drive handle or 1" wrench



A80A

LA55A Stud Remover

- 9/16-1" capacity
- Grip is released by turning tool in reverse direction
- Works on wedge principle
- Use with 3/4" drive handle
- Includes two wedge sizes: LA55A2 and LA55A3



LA55A

LA54 Stud Remover

- 1/4-5/8" capacity
- Smaller version of LA55A
- Includes two wedge sizes: LA54-2A and LA54-3A
- Requires 1/2" drive handle



LA54

LA54-2A Wedge

LA54-3A Wedge

LA55A2 Wedge

LA55A3 Wedge



BET7

Power Fastener Extractors (Blue-Point®)

- Extracts hex head, socket head, round head and other fasteners
- 1/4" universal hex shank is ideal for use with cordless, air or electric drills, impact wrenches, nut runners and hand tools
- Power groove for use with quick change adaptors
- Reverse spiral flutes hold on to the most elusive fastener heads
- High carbon steel ensures longer life and greater durability
- High carbon steel shank is larger than most fastener shanks and resists torsional shear

Set Contains:

BET7

Stock No.	Size	
BET76	3/16"	•
BET78	1/4"	•
BET710	5/16"	•
BET712	3/8"	•
BETM710	10 mm	•
BET714	7/16"	•
BET716	1/2"	•

Solid-Type Drill Guides

- Used for centering drills at a depth not exceeding 1"



E921

Stock No.	Outside Dia., inches	For Drill Size, inches	Length, inches
E921	9/32	1/8	1-3/16
E1021	5/16	1/8	1-3/16
E1121	11/32	1/8	1-3/16
E1221	3/8	1/8	1-3/16
E1321	13/32	3/16	1-3/16
E1421	7/16	3/16	1-3/16
E1521	15/32	3/16	1-3/16
E1621	1/2	3/16	1-3/16
E1721	17/32	1/4	1-3/16
E1821	9/16	1/4	1-3/16

Right-Hand Fractional Drill Bits

- Use right hand drill bits to make a hole in the broken screw before the extractor is inserted

Stock No.	Size, inches	Flute Length, inches	Overall Length, inches
CSE405B	5/8	3	6
DBF1/2C	1/2	2-1/4	4-3/4
DBF1/4C	1/4	2-1/2	4
DBF1/8C	1/8	1-3/8	3
DBF11/32C	11/32	2-3/4	4-1/2
DBF3/16C	3/16	2	3-1/2
DBF5/16C	5/16	2-5/8	4-1/2
DBF7/16C	7/16	1-7/8	4-1/4

Spiral Flute Screw Extractors

- Designed to remove broken studs, bolts, socket screws and fittings
- Aggressive left hand spiral design for extra gripping power



EX1

Stock No.	Use Drill Size, inches	Removes Bolts and Screws
EX1	5/64	3/32–5/32", 2.5–4 mm, #3–#6
EX2	7/64	5/32–7/32", 4–6 mm, #6–#12
EX3	5/32	7/32–9/32", 6–8 mm, #12
EX4	1/4	9/32–3/8", 1/8" NPT, 1/8" BSP, 8–10 mm
EX5	19/64	3/8–5/8", 1/4" NPT, 1/4" BSP, 10–16 mm
EX6	13/32	5/8–7/8", 3/8" NPT, 3/8" BSP, 16–22 mm

All in one Extractor Set

YA769 Extractor Set (Blue-Point®)

- Extract broken screws from 1/4–1/2" diameter
- Drill/extract with one tool
- Left hand drill bit
- For use in 3/8" drive reversible drill



YA769

Stock No.	Extractor Size SAE	Drilling Speed, RPM
YA769-1	1/4	700–800
YA769-2	5/16	650–750
YA769-3	3/8	600–700
YA769-4	1/2	475–575

YA2019 Screw Remover Set (Blue-Point®)

- Use to remove damaged Phillips®, TORX®, Pozidriv®, slotted, Internal Hex, Tri-Wing®, Frearson and most tamper resistant screws and fasteners
- Tool bites into the damaged fastener in the reverse direction allowing the user to easily remove damaged screws
- Use with variable-speed reversing drill or 1/4" hex bit screwdriver



YA2019

Set Contains:

Stock No.	Description	Extractor Size Bolt Size	
YA2019-1	Fastener Extractor (Blue-Point®)	#6, #8	•
YA2019-2	Fastener Extractor (Blue-Point®)	#8, #10	•
YA2019-3	Fastener Extractor (Blue-Point®)	#10, #12	•

Pipe Plug Extractors



E80

Stock No.	For Screw Dia. or Std. Pipe, inches	Drill Size, inches	Length, inches
E80	1/8	17/64	2-1/4
E81	1/4	3/8	2-1/2
E82	3/8	1/2	2-3/4
E83	5/8	5/8	3
E84	3/4	13/16	3-1/4
E85	1	1-1/16	3-1/2

Straight Screw Extractors

	Stock No.	For Screw Dia. or Std. Pipe, inches	Drill Size, inches	Length, inches
Straight Screw, Hex Nut Type	E1	1/4	1/8	2-5/16
	E2	5/16	3/16	2-3/4
	E4	7/16	5/16	3-5/16
	E5	1/2	11/32	3-3/4
	E6	1/2	7/16	4-1/8
	E7	3/4	1/2	4-1/2
	E8	1	1/2	4-5/8

YA2020 Screw Extractor Set (Blue-Point®)

- Easily extracts #6–#14 damaged screws from wood, metal or plastic
- Remove hex, TORX®, Phillips®, slotted or square head screws
- Use with 1/4" quick disconnect or 1/4" hex hand or power tool
- Works with a variety of screw materials



YA2020

YA789 Power Extractor Set (Blue-Point®)

- Place extractor end of tool in drill chuck, set for reverse and hole can be drilled
- Next, insert drill side into chuck, exposing extractor end, and finish the job to remove broken screw



YA789

Set Contains:

Stock No.	Extractor Size Bolt Size	Extractor Size SAE	Extractor Size Metric	
YA789-1	—	#5, #6	M3	•
YA789-2	—	#8	M4	•
YA789-3	#10, #12	—	M5	•
YA789-4	—	1/4"	M6	•



• Read safety precautions on pages W1 to W4

EXTRACTORS: STUD REMOVERS

Stud Removers

Tapered collets thread onto stud, even if only a few threads are exposed. Tightening the housing bolt draws the collet into the housing and clamps collet onto stud.

- Tools reduce chance of damage to stud threads
- Avoid bottoming or shouldering studs to avoid shearing or damaging stud or workpiece



Stud Remover Set Components

Stock No.	Collet Size	Housing Stock No.	Set Contains:								
			CG5151	CG5152	CG5153	CG515B	CGM515B	CG500	CG505	CG500H	
CG500-17	#10-24	CG500-2	•								
CG500-18	#10-32	CG500-2	•								
CG500-2	Housing	CG500-2	•	•	•	•	•	•	•		•
CG500-3	1/4"-20	CG500-2	•	•		•					
CG500-4	1/4"-28	CG500-2	•	•							
CG500-5	5/16"-18	CG500-2	•	•		•					
CG500-6	5/16"-24	CG500-2	•	•		•					
CG500-7	3/8"-16	CG500-2	•	•		•					
CG500-8	3/8"-24	CG500-2	•	•		•		•			
CG500-9	7/16"-14	CG500-2	•	•		•					
CG500-10	7/16"-20	CG500-2	•	•		•		•			
CG500-11	1/2"-13	CG500-2	•	•		•					
CG500-12	1/2"-20	CG500-2	•	•		•		•			
CG500-13	9/16"-12	CG500-2	•	•		•					
CG500-14	9/16"-18	CG500-2	•	•		•					
CG500-15	5/8"-11	CG500-2	•	•		•					
CG500-16	5/8"-18	CG500-2	•	•		•					
CG500H1	3/8" Hex	CG500-2	•								•
CG500H2	7/16" Hex	CG500-2	•								•
CG500H3	1/2" Hex	CG500-2	•								•
CG500H4	9/16" Hex	CG500-2	•								•
CG505-8	11/16"-16	CG505-1									
CG505-2	3/4"-10	CG505-1								•	
CG505-5	3/4"-16	CG505-1									
CG505-3	7/8"-9	CG505-1								•	
CG505-1	Housing	CG500-2									
CG505-4	1"-8	CG505-1								•	
CG505-7	1"-14	CG505-1									
CG505H2	11/16" Hex	CG505-1									
CG505H3	3/4" Hex	CG505-1									
CG505H4	13/16" Hex	CG505-1									
CG505H5	7/8" Hex	CG505-1									
CG508-1	1-1/8"-7	CG508									
CG508-9	1-1/8"-8	CG508									
CG508-2	1-1/8"-12	CG508									
CG508-3	1-1/4"-7	CG508									
CG508-10	1-1/4"-8	CG508									
CG508-4	1-1/4"-12	CG508									
CG508-5	1-3/8"-6	CG508									
CG508-11	1-3/8"-8	CG508									
CG508-6	1-3/8"-12	CG508									
CG508-7	1-1/2"-6	CG508									
CG508-8	1-1/2"-12	CG508									

EXTRACTORS: STUD REMOVERS

GENERAL HAND TOOLS



CG5151



CG5152



CGM515B

Stud Remover Set Components

Stock No.	Collet Size	Housing Stock No.	Set Contains:									
			CG5151	CG5152	CG5153	CG515B	CGM515B	CG500	CG505	CG500H		
CG500-8	3/8"-24	CG500-2								•		
CG500-10	7/16"-20	CG500-2								•		
CG500-12	1/2"-20	CG500-2								•		
CG508-12	1-1/2"-8	CG508								•		
CG500-30	M6-1.00	CG500-2	•		•			•				
CG500-33	M7-1.00	CG50x0-2	•		•			•				
CG500-36	M8-1.00	CG500-2	•		•			•				
CG500-37	M8-1.25	CG500-2	•		•			•				
CG500-39	M9-1.00	CG500-2	•		•			•				
CG500-40	M9-1.25	CG500-2	•		•			•				
CG500-42	M10-1.25	CG500-2	•		•			•				
CG500-43	M10-1.50	CG500-2	•		•			•				
CG500-48	M12-1.25	CG500-2	•		•			•				
CG500-49	M12-1.50	CG500-2	•		•			•				
CG500-54	M14-1.50	CG500-2	•		•			•				
CG500-55	M14-2.00	CG500-2	•		•			•				
CG500-60	M16-1.50	CG500-2	•		•			•				
CG500-61	M16-2.00	CG500-2						•				
CG505-1	Housing	CG500-2									•	
CG508	Housing	CG500-2										
CG10F	Cross Bar	CG500-2	•	•	•							
CG250-8A	Slide Screw, 5/8"-18 UNF x 18-9/16"	CG500-2	•	•	•							
CG250-9	Slide Hammer, 2 lb	CG500-2	•	•	•							
CG5151-1	Storage Case		•	•	•							

Stock No.	Description	Set Contains:	
		MSK16	
MSK-0820N	1/4" x 20 Install Tool	•	
MSK-0820R	1/4" x 20 TPI Remove Tool	•	
MSK-0828N	1/4" x 28 Install Tool	•	
MSK-0828R	1/4" x 28 TPI Remove Tool	•	
MSK-1613N	1/2" x 13 Install Tool	•	
MSK-1613R	1/2" x 13 TPI Remove Tool	•	
MSK-1620N	1/2" x 20 Install Tool	•	
MSK-1620R	1/2" x 20 TPI Remove Tool	•	
MSK-1812N	9/16" x 12 Install Tool	•	
MSK-1812R	9/16" x 12 TPI Remove Tool	•	
MSK-1818N	9/16" x 18 Install Tool	•	
MSK-1818R	9/16" x 18 TPI Remove Tool	•	
MSK-2011N	5/8" x 11 Install Tool	•	
MSK-2011R	5/8" x 11 TPI Remove Tool	•	
MSK-2018N	5/8" x 18 Install Tool	•	
MSK-2018R	5/8" x 18 TPI Remove Tool	•	

Stock No.	Description	Set Contains:	
		MSKM10	
MSK-M12125N	M12 x 1.25 Install Tool	•	
MSK-M12125R	M12 x 1.25 Remove Tool	•	
MSK-M14125N	M14 x 1.25 Install Tool	•	
MSK-M14125R	M14 x 1.25 Remove Tool	•	
MSK-M1415N	M14 x 1.5 Install Tool	•	
MSK-M1415R	M14 x 1.5 Remove Tool	•	
MSK-M1620N	M16 x 2.0 Install Tool	•	
MSK-M1620R	M16 x 2.0 Remove Tool	•	
MSK-M1825N	M18 x 2.5 Install Tool	•	
MSK-M1825R	M18 x 2.5 Remove Tool	•	



• Read safety precautions on pages W1 to W4

EXTRACTORS: DOWEL PIN PULLERS



CG503

Dowel Pin Puller Sets Components

Stock No.	Collet Size	Set Contains:			
		CG503	CGM503	CG513	CG503S
CG503-2	1/4"	•			
CG503-3	5/16"	•			
CG503-4	3/8"	•			
CG503S1	3/8" Square				
CG503-5	7/16"	•			
CG503-6	1/2"	•			
CG503-7	9/16"	•			
CG503-8	5/8"	•			
CG513-4	3/4"			•	
CG513-5	7/8"			•	
CG513S1	1/2" Square				
CG513S2	5/8" Square				
CG513-6	1"			•	
CG503-9	6 mm		•		
CG503-10	8 mm		•		
CG503-11	10 mm		•		
CG503-12	12 mm		•		
CG503-13	14 mm		•		
CG503-14	16 mm		•		
CG503-1	Housing (1-3/8")	•	•		•
CG513-1	Housing (2-1/8")				
CG513-2	Slide Screw			•	
CG10F	Cross Bar	•	•		•
CG250-8A	Slide Screw, 5/8"-18 UNF x 18-9/16"	•	•		•
CG45670	Slide Hammer, 10 lb			•	
CG250-9	Slide Hammer, 2 lb	•	•		•
CG325-6	Nut		•		•
CG513-3	Nut			•	



CG500P



CG505P



CG500-23



CG500-2

Pipe Nipple Remover Set Components

Stock No.	Collet Size	Housing Stock No.	Set Contains:	
			CG500P	CG505P
CG500P1	1/8" NPT	CG500-2	•	
CG500P2	1/4" NPT	CG500-2	•	
CG500P3	3/8" NPT	CG500-2	•	
CG505P1	1/2" NPT	CG505-1		•
CG505P2	3/4" NPT	CG505-1		•
CG508P1	1" NPT	CG508-2		
CG508P2	1-1/4" NPT	CG508-2		
CG508-2	1-1/8"-12	CG508		
CG508	Housing	CG500-2		
CG500-2	Housing	CG500-2	•	
CG505-1	Housing	CG500-2		•

Note: Avoid bottoming or shouldering studs to avoid shearing or damaging stud or workpiece.

Serrated Collets

- Serrated gripping portions are used to remove unthreaded studs that cannot be removed with standard collets due to lack of gripping surface
- Avoid bottoming or shouldering studs to avoid shearing or damaging stud or workpiece

Stock No.	Description
CG500-20	1/4" Collet
CG500-21	5/16" Collet
CG500-22	3/8" Collet
CG500-23	7/16" Collet
CG500-24	1/2" Collet
CG500-2	Housing

What Type of Puller do I Want to Use? Will it be the Combination that Works the Best?

Tools to Use

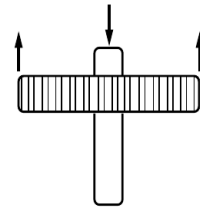
Jaw Type Puller. Two or three jaw style, with three jaw being the best choice. Manual or hydraulic with outside jaw positions.

Push/Pull Puller. Use male or female adaptors to thread into tapped holes on components.

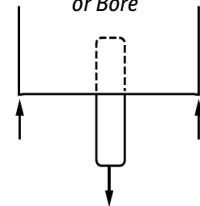
Slide Hammer Puller. Use on light duty applications. For use with attachments.

Bar Type Puller with Bearing Separator. Bar type with side rods threaded into bearing separator provides “knife edge” to get behind component or when there is not a good gripping edge.

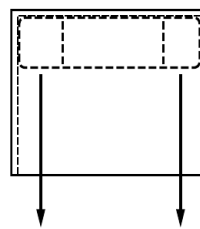
Removing a Gear, Bearing, Pulley, or Other Component from a Shaft



Pulling a Shaft Out of a Housing or Bore



Removing a Bearing or Bushing from a Blind Hole



Tools to Use

Push/Pull Puller. Use male or female adaptors.

Bar Type Puller with Bearing Separator. Use when housing lacks sufficient surface for puller side rods to bear against.

Slide Hammer Puller. Use on light duty applications. For use with attachments.

Slide Hammer Puller. Use with male or female adaptors. See this section for a full listing of compatible adaptors.

Tools to Use

Jaw Type Puller. For inside jaw positions (inside pulls), a manual or hydraulic jaw type puller can be used with pressure screw or slide hammer variations.

Expanded Collet Puller. The inside diameter should range between 1/4 and 7". Pulling can be done with bridge, bar type yokes or slide hammers.

Bearing Adaptors with Slide Hammer Puller. CJ127A, CJ128A and CJ137 bearing adaptors with CJ97-3A slide hammer should be used in this application.

Bar Type Puller with Bearing Separator. Bar type with side rods threaded into bearing separator provides “knife edge” to get behind components or when there is not a good gripping edge.

Determine the “Reach” and “Spread” Needed

The puller’s reach must equal or exceed the same distance on the part. The puller’s spread is the width of the part.

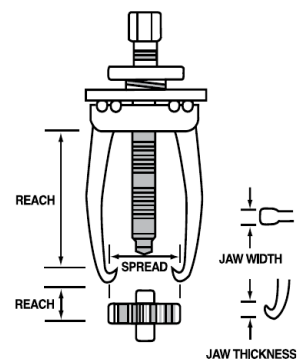
Estimate the Puller Tonnage

Generally, if you already have the correct “reach and spread,” you will usually have the proper tonnage. If in doubt, use the next larger size.

General Rule to Choose Pullers

Manual Pullers. Pressure screw should be at least half the diameter of the shaft on the pulling/pushing job.

Hydraulic Pullers. Maximum tonnage capacity (tons) should be 8 to 10 times the diameter (in inches) of the shaft to be pulled or pushed.



Snap-on® Puller Features

Anvil Head: Curved at the top and features a hex design. The curved head provides a striking surface to handle those tough pulling jobs while the hex allows the pressure screw to be easily turned with a standard hex wrench or a socket.

Spring Loaded Locking Mechanism: Snap-on® pullers feature a unique spring tension locking mechanism which allows the puller jaws to easily lock onto the work surface for both “outside” and “inside” pulling applications.


Two Position Yoke: Allows jaws to be easily reversed to accommodate inside or outside pulling situations. Interchangeable yokes accommodate two and three jaw setups. Yokes are heat treated for additional strength and safety.

One Piece Jaw Construction: Provides a stronger, safer jaw. Most competitive puller jaws have holes drilled through them to allow for a bracket attachment. This hole significantly weakens the competitor’s puller jaws.

Forged Jaws: Resist breakage, prolong tool life and provide additional strength.

Replaceable Points: Center pulling power to prevent cocking. Provide less friction and minimum drag for easier turning of pressure screw during the pulling process. If damage occurs, simply replace the point and not the entire pressure screw.

Curved Jaws: Provide positive grip on the work surface.



• Read safety precautions on pages W1 to W4

PULLERS: BAR-TYPE INTERCHANGEABLE

Bar Type Interchangeable Pullers

Interchangeable bar style pullers provide high quality pulling equipment with the versatility needed to handle a wide variety of pulling functions. Standardized pressure screw threading, jaw retention and design means that new components can be added to an existing puller to change its reach or spread in order to handle new or different applications.

These Snap-on® bar-style pullers also feature:

- Replaceable pressure screw points help keep the puller safely centered
- Multiposition yokes help keep the jaws properly aligned with the item being pulled
- Adjustable clamp bolts allow jaws to be snugged up against the job for a safer, more convenient pull
- Spring ball pin retention securely holds jaws while allowing quick jaw changes



CJ83C

CJ83C Pulley and Gear Puller

- Ideal for servicing crankshaft pulleys, gears and timing gears on a wide range of gasoline and diesel engines including Cummins® accessory drives and water pumps
- Includes (2) 3/8"-16 x 3", 5/16"-18 x 2-1/2" and M10-1.5 x 65 mm bolts
- Nominal capacity is 3-1/2-ton



CJ82B

CJ82B Pitman Arm Pulley

- Handles many pitman arm applications and a wide variety of general pulling jobs
- Nominal capacity is 6 tons



CJ80A

CJ80A A/C Pulley Puller


- Also excellent for removal of alternator, generator, power steering and crankshaft pulleys, harmonic balancers and fiber timing gears
- Includes an extra pair of jaws for versatility
- Nominal capacity is 7-1/2 tons



CJ85A

CJ85A Truck Differential Side Bearing Puller

- Similar in appearance to CJ81D but bigger for handling truck applications
- Four centering plates included
- Nominal capacity is 7-1/2 tons



CJ81D

CJ81D Differential Side Bearing Puller


- Narrow jaws slip into housing grooves in back of bearing and let jaws seat and pull along with inner race
- Jaws are locked onto bearing by clamp bolt
- Four centering plates are included
- Nominal capacity is 6 tons

CJ Series Major Components (see chart on next page)

Specifications	CJ80A	CJ81D	CJ82B	CJ83C	CJ85A
Nominal Capacity, tons	7.5	6	6	3.5	7.5
Maximum Reach, inches	D3: 1-5/8, D5: 1-3/8	1-5/8	2-1/4	Variable	1-3/4
Maximum Spread, inches	5	3-3/8	3-3/8	5	5-1/2
Pressure Screw Size, inches	3/4-16 x 3-1/2	3/4-16 x 4-1/4	3/4-16 x 4-1/4	3/4-16 x 3-1/2	3/4-16 x 4-1/4
Optional Jaws	D1, D2, D4	D1, D2, D4, D5	D1, D2, D4, D5	—	D1, D2, D3, D5
Optional Points	C2	C2	C2	C2	C2
Optional Pressure Screws	B1, B2	B1, B3	B1, B3	B1, B2	B1, B3
A Yoke	A3	A4	A4	A4	A3
B, Pressure Screw	B3	B2	B2	B3	B2
C Point	C1	C1	C1	C1	C1
D Jaws (2)	D3, D5	D3	D3	—	D4
E Clamp Bolt	E3	E4	E4	—	E3
F Washers (2)	F1	F1	F1	F2, F3	F1
G Clamp Nuts (2)	G1	G1	G1	—	G1
H Jaw Pins (2)	H1	H1	H1	—	H1
J Adaptors	—	J1	—	—	J2
K Studs (2)	—	—	—	K1, K2, K3	—

PULLERS: BAR-TYPE INTERCHANGEABLE

CJ Interchangeable Pullers— Major Components



CJ86-1

Set Contains:
 CJ83C CJ82B CJ81D CJ85A CJ80A

A	Component	Key No.	Stock No.	Specific Dimensions		CJ83C	CJ82B	CJ81D	CJ85A	CJ80A		
				Usable Range, inches	Pin Holes per Side							
	Yoke	A1	CJ100-1	10-1/2-16	4							
	Yoke	A2	CJ118-1	6-10-1/2	3							
	Yoke	A3	CJ85-1	3-6-1/2	3				•	•		
	Yoke	A4	CJ86-1	1-3/4-4-1/2	2	•	•	•				
B	Pressure Screw	Key No.	Stock No.	Thread x Length	Hex Size, inches							
				B1	CJ105-3	3/4-16 x 10-1/2	7/8					
				B2	CJ83-2	3/4-16 x 6-11/16	7/8		•	•	•	
	B3	CJ83-3	3/4-16 x 5-1/8	7/8	•				•			
C	Point	Key No.	Stock No.	Head Dia., inches	Point Type							
				C1	CJ66-15-3	5/8	90° Outward	•	•	•	•	•
	C2	CJ84-16	7/8	90° Outward								
D	Jaws (2 needed)	Key No.	Stock No.	Maximum Reach, inches								
				D1	CJ116-1	8-1/4	—					
				D2	CJ282-1	4-3/8	—					
				D3	CJ81-2A	1-3/8	—		•	•		•
				D4	CJ85-2	1-3/4	—					•
	D5	CJ87-1	1-3/8	—					•			
E	Clamp Bolts	Key No.	Stock No.	Maximum Length, inches								
				E1	CJ100A2	18	—					
				E2	CJ118-2A	11-1/2	—					
				E3	CJ85-3A	7-1/2	—					•
	E4	CJ86-4A	5	—			•	•				
F	Washer (2 needed)	Key No.	Stock No.	Inside Dia., inches	Outside Dia., inches							
				F1	CJ85-4	15/32	7/8		•	•	•	•
				F2	ME5A54	11/32	3/4	•				
	F3	ME5A55	9/32	3/4	•							
G	Clamp Nuts (2 Needed)	Key No.	Stock No.	Thread Size								
				G1	ME4A33	7/16 x 20	—		•	•	•	•
H	Jaw Pins (2 needed)	Key No.	Stock No.	Diameter, inches	Length, inches							
				H1	CJ105-11	5/16	1-15/32		•	•	•	•
J	Adaptors (Set of 4)	J1	CJ81B1A	1-1/2	1-1/8				•			
			CJ81B2A	1-5/8	1-1/4				•			
			CJ81D1A	1-3/4	1-1/8				•			
			CJ81D2A	1-11/32	15/16				•			
	Adaptors (Set of 4)	J2	CJ85-5	2	1-1/2					•		
			CJ85-6	2-1/8	1-21/32					•		
			CJ85-7	2-1/2	1-27/32					•		
			CJ85-8	3-1/16	2-3/8					•		
K	Studs (2 needed)	Key No.	Stock No.	Thread x Length								
				K1	ME3A44	3/4-16 x 3	—		•			
				K2	ME3A45	5/16-18 x 2-1/2	—		•			
	K3	ME3A75	M10-1.5 x 65 mm	—		•						

Letters in chart refer to Key No. in chart below (A3, B1, C1, etc.)



- Screen puller application
- Inspect the puller, do not use damaged parts
- Use the proper type and size puller for the job
- Read safety precautions on pages W1 to W4

PULLERS: BAR-TYPE INTERCHANGEABLE

These puller sets are designed to provide the tools you need as your work grows. Start with one or more sets geared to specific tasks and build toward the ultimate set: the CJ2000A with display board and cabinet. No duplication in set contents or jaws. Yokes are interchangeable for added versatility.



CJ2000A

Master Interchangeable Puller Sets

CJ2000A Master Interchangeable Puller Set

- Includes all components for the CJ2001, CJ2002, CJ2003A, CJ2004 and CJ2005 puller sets
- Same as CJ2000SB without the wall cabinet or the tool control board

CJ2000S Master Interchangeable Puller Set

- Same as the CJ2000SB without the wall cabinet

CJ2000SB Master Interchangeable Puller Set

- Includes all components for the CJ2001, CJ2002, CJ2003A, CJ2004 and CJ2005 puller sets on VE200A tool control board and KRA276D locking wall storage cabinet



CJ2002



CJ2004



CJ2003A



CJ2005



CJ83-9

Pressure Screws

CJ83-9 Pressure Screw

- Optional pressure screw for bar style interchangeable pullers
- Applications include heavy-duty truck transmissions like Eaton® transmissions found on Kenworth® heavy-duty trucks
- Can also be used with CJ2000A, CJ2000S, CJ2000SB, CJ2002 and CJ2004 puller sets
- Thread: 3/4"-16
- Length: 8-3/4"

Gear Puller Set

CJ2002 Gear Puller Set

- Use on Pitman arms, timing gears, carrier side bearings and more
- Combine to create 10 different pullers
- Capacity from 6–10 tons depending on yoke and jaws used

CJ84-16 Centering Point

CJ83-2 Pressure Screw

CJ85-1 Yoke

Interchangeable Puller Set

CJ2004 Puller Set, Interchangeable

- Use on bearings, bearing races, gears, bushing retainers, etc.
- Builds any of 12 different pullers
- Two- and three-jaw capability with three sets of jaws
- All jaws reverse for inside and outside pulls
- Pulling capacity: (short jaws) 4-1/2 ton, (medium jaws) 6-1/2 ton, (large jaws) 8 ton

CJ105-10 Short Jaw to Control Pin

Rear Axle Puller Set

CJ2003A Rear Axle Puller Set

- Slide hammer power pulls many flange type rear axles as well as axle bearings
- Set contains CJ123-1 Axle Yoke, ME4A8 Lock Nut (3/4"), CJ127A Bearing Adaptor, CJ66-19 Bearing Hook and CJ128A Bearing Adaptor

Accessory Set

CJ2005 Master Interchangeable Puller Set

- Includes all components for the CJ2001, CJ2002, CJ2003A, CJ2004 and CJ2005 puller sets on VE200A tool control board

CJ81B1A Adaptor

CJ85-5 Adaptor

CJ86-4A Clamp Bolt

CJ85-3A Clamp Bolt

CJ86-1 Yoke

CJ85-4 Washer

CJ105-11 Long Jaw Pin

CJ87-1 3" Jaw

CJ282-1 6" Jaw

CJ66-15-3 Centering Point

CJ81-2A Jaw

CJ83-3 Pressure Screw

CJ105-6 Medium Jaw

CJ105-11 Long Jaw Pin

CJ105-7 Large Jaw

CJ105-12 Cross Bar

CJ66-15-3 Centering Point

CJ86-1 Yoke

CJ105A8 Three-Way Jaw Control

CJ105-3 Pressure Screw

CJ105A9 Two-Way Jaw Control

CJ105-1 Yoke

CJ105-5 Small Jaw

CJ105-4B Slide Screw

CJ137 Bearing Adaptor

CJ97-3A 3-3/4 lb Slide Hammer

CJ123-1 Axle Yoke

ME4A8 Lock Nut (3/4")

CJ127A Bearing Adaptor

CJ66-19 Bearing Hook

CJ128A Bearing Adaptor

CJ85-6 Adaptor

CJ81B2A Adaptor

CJ85-7 Adaptor

CJ81D1A Adaptor

CJ85-8 Adaptor

CJ81D2A Adaptor

CJ118-1 Yoke, 6–10-1/2"

CJ85-2 Jaw

CJ118-2A Clamp Bolt

CJ Bearing Adaptors

Stock No.	Swivel Head Width, inches	Swivel Head Length, inches	Overall Length, inches
CJ127A	1.2	2.03	3.02
CJ128A	1.2	2.31	3.15
CJ137	1.2	2.9	3.24

Bolt Grip Puller Sets

CJ2001P Bolt Grip Puller Set

- Services steering wheels, flywheels, pulleys and gears with tapped holes
- Includes a four-position two- and three-way yoke, three different pressure screw tips and an assortment of SAE and metric bolts
- Approximate spread to bolt is 1-1/4-3-13/16"
- Includes PB54B storage case

CJ2001FBK SAE Bolt and Washer Set

- Replaces all SAE bolts and washers in CJ2001P bolt grip puller set

CJ2001MBK Metric Bolt and Washer Set

- Replaces all metric bolts and washers in CJ2001P bolt grip puller set



CJ2001P

Small Slide Hammer Puller Set

CJ93B Puller Set with Small Slide Hammer

- Removes bushings, seals, sleeves, bearings, bearing races, bronze and oilite bushings and pressed-in studs

- Includes two sets of jaws, grease retainer adaptor, bearing hook, body dent puller, stud-pulling head and 2 lb slide hammer
- Thread size is 3/8-16"



CJ93B

Tapped Hole Bearing Puller Sets

CG60GB 7 pc Tapped Hole Puller Set

- Use on steering wheels with tapped holes
- Includes two- and three-way yoke, pressure screw, adaptor and four sets of studs



CG60GB


Small/Pilot/Ball Bearing Pullers

A78 Small Bearing Puller

- For bearings and bushings typically found in small electric motors
- Includes large jaw set for bronze and oilite bushings – small jaw set for smaller bearings and bushings
- Up to 3-tons of pulling power
- Working range is 1/2-2"

SP2031A Pilot Bearing Puller (Blue-Point®)

- Attaches to slide hammer shafts with 3/4"-16 or 5/8"-18 threads
- Pressure screw adaptor is made of stress-resistant steel
- Industrial finish



A78



SP2031A

AUTOMOTIVE

Steering Wheel Pullers

CJ134 Tilt Steering Pivot Pin Puller

- Allows efficient removal of the two pivot pins on all tilt steering columns used on Chrysler®, Ford® and GM® vehicles



CJ134

CG95B Steering Wheel Lock Plate Remover

- Designed for airbag equipped Saginaw steering columns found on GM®, Chrysler® LH Series (LHS®, Intrepid®, Concorde and Eagle Vision), some Toyota® and Saab® vehicles
- Includes one narrow bridge, one wide bridge, two pressure screws: one has 9/16-18" threads, the other has M14-1.5 threads
- The puller is zinc plated
- Overall length is 4-7/8"



CG95B

CG6095A Steering Wheel Puller Set

- Combines the CG60GB tapped hole puller and CG95B lock plate remover
- Lock plate remover is designed for servicing airbag equipped Saginaw steering columns found on GM®, Chrysler® LH Series (LHS®, Intrepid®, Concorde and Eagle Vision), some Toyota® and Saab® vehicles



CG6095A

CJ145 GM® Steering Wheel Puller

- Use on new GM® steering wheels with air bags including tilting and telescoping styles
- Handle attachment facilitates puller setup and can be removed when working in confined areas
- Applications: Buick® (1997 and later Park Avenue/Regal®), Cadillac® (1997 and later Catera), Chevrolet®/GMC®(1997 and later Corvette®/Malibu®, 1998 C & K series trucks, 1998 full size vans, 1998 Astro/Safari® vans), Oldsmobile®(1997 and later Cutlass) and Pontiac® (1988 1993 LeMans, 1997 and later Grand Prix®/Trans Sport van)



CJ145

CJ131P Steering Wheel Puller and Lock Plate Depressor Set

- Includes a selection of bolts and a handle in storage case for servicing GM®, Ford®, Chrysler® and AMC® vehicles
- Adaptors are included for servicing lock plates on all GM® and AMC® vehicles with tilt wheel
- Detachable handle helps hold puller when turning force is applied to pressure screw
- Industrial finish



CJ131P



- Screen puller application
- Inspect the puller, do not use damaged parts
- Use the proper type and size puller for the job
- Read safety precautions on pages W1 to W4

PULLERS: AUTOMOTIVE



YA6490A



CJ146



CJ117C



CJ124A



CJ3PSA



CJ147A



CJ122



CJ138



CJ113B

Harmonic Damper Pulley Pullers

YA6490A Harmonic Damper Pulley Puller (Blue-Point®)

- New spring-loaded legs allow for leg position retention
- Provides greater ease and control when installing the puller in confined areas
- Removes harmonic damper pulleys found on many Chrysler® and GM® engines
- Used on autos, pickups, SUVs and vans

CJ146 Crankshaft Harmonic Balancer Kit

- Remove the crankshaft harmonic balancer on 1990 and later 3.3 L and 3.8 L GM® engines
- Shoulder bolt adaptors provide correct installation depth, preventing damage to the crank sensor and interrupter rings

CJ117C Power Steering and Alternator Pulley Puller

- Includes short adaptor to remove small flange-type pulley – use long adaptor on GM® 200/Platform vehicles
- Can also remove Chrysler® alternator pulleys that have double grooves
- Replace pulleys with CJ113B Installer
- Long adaptor included to handle pulleys on GM® minivans
- Nickel/chrome finish, industrial finish screw
- Designed for most US vehicles (replace pulley with CJ122 sets)

CJ147A Power Steering Gear Lower Pinion Bearing Puller

- Required tool to comply with GM® recall bulletins #02049 and #03062 regarding power steering gear lower pinion bearing separation
- To correct the problem, inspect the condition of the lower pinion bearing and replace the lower pinion bearing – in a few cases, replacement of the rack and pinion steering gear assembly may be necessary – instructions included with tool

Power Steering and Alternator Pullers/Single Pullers

CJ122 2 pc Power Steering Pulley Installer Set

- Includes installer and pulley installer shaft
- Thread size of 5/8"-18UNF-2A (puller end) and 3/8" 16UNC-2A (shaft end)

CJ138 Installer, Pulley, M8 x 1.25

- 8 mm pulley installer features a black industrial finish and a thrust bearing for easier installation

- Includes (3) CJ146-1 adaptors, (1) CJ146-2 extension and vinyl storage pouch
- Requires Snap-on® CJ98-1 yoke and CJ83-3 pressure screw for use (not included)

YA13350 Harmonic Dampener Pulley Puller (Blue-Point®)

- Use on 3.6L Camaro® engines
- Unique design accesses pulley on internal pulley ledges

YA13450 Harmonic Dampener Pulley Puller (Blue-Point®)

- Use on 3.5 L and 5.7 L Dodge® engines
- Unique design accesses pulley on internal pulley ledges

CJ124A Power Steering and Alternator Pulley Puller

- This is a larger version of CJ117C
- Designed for Chrysler®, Ford® and earlier GM® vehicles

CJ3PSA 3 pc Power Steering and Alternator Pulley Removal/Installation Set

- Includes CJ113B, CJ117C, and CJ124A pullers

- Applications: Buick®: Regal® 1996–1998 – Chevrolet®: Cavalier 1996–1998, Lumina 1997–1998, Lumina APV 1996, Malibu® 1997–1998, Monte Carlo® 1997–1998, Venture 1997–1998 – Oldsmobile®: Cutlass 1997–1998, Cutlass Supreme 1996–1998, Silhouette 1996–1998, Intrigue 1998 – Pontiac®: Grand Prix® 1996–1998, Sunfire® 1996–1998, Trans Sport 1996–1998

- Applications: power steering pulley on Ford® 4.6 L V8 (1991 and later), Ford® 2.5 L V6 (1995 and later) and the installation of water pump drive pulleys on GM® 4.6 L (1992 and later Oldsmobile® Aurora)

CJ113B Pulley Installer, Power Steering/Alternator (for domestic vehicles)

- Designed for US vehicles
- 1" pulley driver hex, 7/16" pressure screw hex, thread size of 5/8"-18UNF-2A (puller end) and 3/8" 16UNC-2A (shaft end)
- 4-5/8" long

Pitman Arm Pullers

CJ119B Puller, Pitman Arm (Domestic Cars/Light Trucks)

- Designed for most US cars and light trucks
- Pressure screw size: 3/4"-16 x 6-7/8"
- Industrial finish

CJ115 Pitman Arm Puller

- Similar in design to CJ119B except it is designed for compact and intermediate size cars

PAR1188 Heavy Duty Pitman Arm Puller

- Removal of large pitman arms onto 1 ton pick up trucks

Applications:

- Ford® F-250/350 (2000 and later), Dodge® 2500/3500 (2011 and later), Chevrolet®/GMC® 2500/3500 (2011 and later)

YA6880 Low-Profile Pitman Arm Puller

- Fits in the confined space on most GM® 1988–2000 C and K chassis trucks and SUVs – also fits 2001 present trucks and SUVs with steering gear box/Pitman arms
- Forged chromoly steel for strength and durability
- Design allows the technician to remove the arm off the steering gear box without altering the boxes position as a substantial time saver

PAR1490 Sheppard Pitman Arm Puller

- Fits short sector shaft and long sector shafts with a bolt or nut attachment
- Forged from alloy steel
- Heat treated for rigidity and durability
- Fine pitch thread for reduced effort
- Ball bearing tip to protect the sector shaft



CJ119B



YA6880



PAR1490

GENERAL PURPOSE INTERCHANGEABLE

Light Duty

Builds Pullers.

Stock No.	Puller Type	Maximum Reach, inches (mm)	Outside Spread, inches	Inside Spread, inches
CG240	2-Jaw	2-1/2 (64)	0–3	7/8–3-1/4
CG240H	2-Jaw	2-1/2 (63)	0–3	7/8–3-1/4
CG240HL	2-Jaw	3-1/2 (88)	0–4	1–3-3/4
CG240L	2-Jaw	3-1/2 (89)	0–4	1–3-3/4
CG243	3-Jaw	2-1/2 (64)	0–3	7/8–3-1/4
CG243H	3-Jaw	2-1/2 (64)	0–3	7/8–3-1/4
CG243HL	3-Jaw	3-1/2 (89)	0–4	1–3-3/4
CG243L	3-Jaw	3-1/2 (89)	0–4	1–3-3/4

CG2400B Manual Light Duty Interchangeable General Purpose Puller Set

- This versatile set provides two- or three-jaw pulling with pressure screw or slide hammer options
- Interchange parts to build any of the four puller combinations
- Up to 2-1/2 tons of pulling power
- 3" diameter capacity for outside pulls



CG2400B

Medium Duty

Builds Pullers:

Medium duty pullers deliver up to 7-1/2 tons of pulling power, 4-1/2" diameter capacity for outside pulls

and from 3/4–8" diameter capacity for inside pulls. CG6223 hydraulic conversion set converts CG250 and CG253 manual pullers to hydraulic

power. The manual components of the indicated medium duty pullers are included in the heavy duty (CG2500/CG2510 Series) sets.

Stock No.	Puller Type	Maximum Reach, inches	Outside Spread, inches	Inside Spread, inches
CG250	2-Jaw	3	0–4-1/2	1-1/2–3-1/2
CG250A	2-Jaw, Pulling Plate	3	0–4-1/2	1-1/2–3-1/2
CG250H	2-Jaw	3	0–4-1/2	1-1/2–3-1/2
CG250HL	Long Jaw, 2-Jaw	6	0–8-1/2	3/4–8
CG253	3-Jaw	3	0–4-1/2	1-1/2–3-1/2
CG253H	3-Jaw	3	0–4-1/2	1-1/2–3-1/2
CG253L	3-Jaw	6	0–8-1/2	3/4–8



CG250



- Screen puller application
- Inspect the puller, do not use damaged parts
- Use the proper type and size puller for the job
- Read safety precautions on pages W1 to W4

PULLERS: GENERAL PURPOSE INTERCHANGEABLE



CG2510BSHY

Heavy Duty

Builds Pullers:

Stock No.	Puller Type	Maximum Reach, inches	Outside Spread, inches	Inside Spread, inches
CG654HY	Hydraulic, 2-Jaw	3	0-4-1/2	1-1/2-3-1/2
CG655HY	Hydraulic, 3-Jaw	3	0-4-1/2	1-1/2-3-1/2
CG270	2-Jaw	5-1/2	0-8-1/2	2-1/2-7
CG270H	2-Jaw	5-1/2	0-8-1/2	2-1/2-7
CG270S	Special Grip, 2-Jaw	5-1/2	0-8-1/2	2-1/2-7
CG273	3-Jaw	5-1/2	0-8-1/2	2-1/2-7
CG273H	3-Jaw	5-1/2	0-8-1/2	2-1/2-7
CG280	Long Jaw, 2-Jaw	8	0-10	3-8
CG283	Long Jaw, 3-Jaw	8	0-10	3-8
CG274HY	Hydraulic, 2-Jaw	8-3/4	10	3-8
CG275HY	Hydraulic, 3-Jaw	8-3/4	0-10	3-8

The CG2510 and CG2500 Series delivers:

- Up to 12-1/2 tons of pulling power
- 10" diameter capacity for outside pulls
- From 3/4-8" diameter capacity for inside pulls

CG2510BSBHY Heavy-Duty Manual/Hydraulic Interchangeable Puller Set

- Includes 40 interchangeable components, including the CG1224 10-ton hydraulic power kit
- All components are displayed on a VE213 tool control board, which is mounted inside a KRA276D wall cabinet

VE213 Tool Control Board

- Panel for the CG2500BSBHY manual/hydraulic puller set

CG2510BSBHY Heavy-Duty Manual/Hydraulic Interchangeable Puller Set

- Includes 40 interchangeable components, including the CG1224 10-ton hydraulic power kit
- All components are displayed on a VE213 tool control board, which is mounted inside a KRA276D wall cabinet

CG2510BSHY Heavy Duty Interchangeable Manual/Hydraulic Puller Set

- Same as CG2510BSBHY set mounted on a VE213 tool control board
- Does not include the wall cabinet

CG2510BHY Heavy Duty Interchangeable Manual/Hydraulic Puller Set

- Same as CG2510BSBHY set except it does not include either the tool control board or the wall cabinet

CG2500BSB Heavy Duty Interchangeable Manual Puller Set

- This is the CG2510BSBHY set less the 10 ton hydraulic power kit components
- Tool control board for this set is VE113B
- Wall cabinet is KRA276D

VE113B Tool Control Board

- Panel A is designed to hold the components for CG2500BS interchangeable puller set (6, 7-1/2, 10 and 12-1/2 ton capacity)
- Also used as the tool control board for the CG2500BSB manual puller set

CG2500B Heavy-Duty Manual Interchangeable Puller Set

- Same as CG2500BSB set, without the tool control board or the wall cabinet

CG2500BS Heavy-Duty Manual Interchangeable Puller Set

- Same as CG2500BSB set mounted on a VE113B tool control board, without the wall cabinet



CG2500BSB

PULLERS: 2-JAW PRESSURE SCREW

2-ton Capacity (1.8 t), 2 Jaw

Stock No.	Maximum Reach, inches (mm)	Maximum Spread, inches (mm) inside	Maximum Spread, inches (mm) outside	Pressure Screw Size, inches	Jaw Thickness, inches (mm)	Jaw Width, inches (mm)
CG240	2-1/2 (64)	7/8-3-1/4 (22-83)	3 (76)	3/8-16 x 5-1/16	3/16 (5)	3/8 (10)
CG240L	3-1/2 (89)	7/8-3-3/4 (25-95)	4 (102)	3/8-16 x 6-1/16	3/16 (5)	3/8 (10)



CG240

6-ton Capacity (5.4 t), 2-Jaw

Stock No.	Maximum Reach, inches (mm)	Maximum Spread, inches (mm) inside	Maximum Spread, inches (mm) outside	Pressure Screw Size, inches	Jaw Thickness, inches (mm)	Jaw Width, inches (mm)
CG250	3 (76)	1-1/2-3-1/2 (38-89)	4-1/2 (114)	5/8-18 x 6-7/8	1/4 (6)	3/4 (19)
CG250A*	3 (76)	1-1/2-3-1/2 (38-89)	4-1/2 (114)	5/8-18 x 6-7/8	1/4 (6)	3/4 (19)



CG250



CG270A

10-ton Capacity (9.1 t), 2-Jaw

Stock No.	Maximum Reach, inches (mm)	Maximum Spread, inches (mm) inside	Maximum Spread, inches (mm) outside	Pressure Screw Size, inches	Jaw Thickness, inches (mm)	Jaw Width, inches (mm)
CG270	5-1/2 (140)	2-1/2-7-1/2 (64-178)	8-1/2 (216)	3/4-16 x 9-13/16	1/4 (6)	15/16 (24)
CG270A*	5-1/2 (140)	2-1/2-7-1/2 (64-178)	8-1/2 (216)	3/4-16 x 9-13/16	1/4 (6)	15/16 (24)
CG272**	5-1/2 (140), 8-3/4 (222)	2-1/2-7-1/2 (64-178), 3-8 (76-203)	8-1/2 (216), 10 (254)	3/4-16 x 9-13/16, 3/4-16 x 12-1/8	1/4 (6)	15/16 (24)
CG270S	5-1/2 (140)	2-1/2-7-1/2 (64-178)	8-1/2 (216)	3/4-16 x 9-13/16	1/4 (6)	15/16 (24)
CG280	8-3/4 (222)	3-8 (76-203)	10 (254)	3/4-16 x 12-1/8	1/4 (6)	15/16 (24)
CG284***	15 (381)	4-3/4-11-1/2 (121-292)	13-3/4 (349)	3/4-16 x 18-15/16	3/8 (10)	1 (25)



CG280

*Includes CG1 pulling plate. **Two jaw lengths. ***Includes pressure screw extension.

3-JAW PRESSURE SCREW

2-1/2-ton Capacity (2.3 t), 3-Jaw

Stock No.	Maximum Reach, inches (mm)	Maximum Spread, inches (mm) inside	Maximum Spread, inches (mm) outside	Pressure Screw Size, inches	Jaw Thickness, inches (mm)	Jaw Width, inches (mm)
CG243	2-1/2 (64)	7/8-3-1/4 (22-83)	3 (76)	3/8-16 x 5-1/16	3/16 (5)	3/8 (10)
CG243L	3-1/2 (89)	7/8-3-3/4 (22-95)	4 (102)	3/8-16 x 6-1/16	3/16 (5)	3/8 (10)



CG243

6-ton Capacity (5.4 t), 3-Jaw

Stock No.	Maximum Reach, inches (mm)	Maximum Spread, inches (mm) inside	Maximum Spread, inches (mm) outside	Pressure Screw Size, inches	Jaw Thickness, inches (mm)	Jaw Width, inches (mm)
CG253L	6 (152)	3/4-8 (19-203)	5/8-18 x 6-7/8	5/8-18 x 6-7/8	5/16 (8)	3/8 (10)



CG253L

7-1/2-ton Capacity (6.8 t), 3-Jaw

Stock No.	Maximum Reach, inches (mm)	Maximum Spread, inches (mm) inside	Maximum Spread, inches (mm) outside	Pressure Screw Size, inches	Jaw Thickness, inches (mm)	Jaw Width, inches (mm)
CG253	3 (76)	1-1/2-3-1/2 (38-89)	4-1/2 (114)	5/8-18 x 6-7/8	1/4 (6)	3/4 (19)



CG285

12-1/2-ton Capacity (11.3 t), 3-Jaw

Stock No.	Maximum Reach, inches (mm)	Maximum Spread, inches (mm) inside	Maximum Spread, inches (mm) outside	Pressure Screw Size, inches	Jaw Thickness, inches (mm)	Jaw Width, inches (mm)
CG273	5-1/2 (140)	2-1/2-7-1/2 (64-178)	8-1/2 (216)	3/4-16 x 9-13/16	1/4 (6)	15/16 (24)
CG273A	5-1/2 (140)	2-1/2-7-1/2 (64-178)	8-1/2 (216)	3/4-16 x 9-13/16	1/4 (6)	15/16 (24)
CG283	8 (203)	3-8 (76-203)	10 (254)	3/4-16 x 12-1/8	1/4 (6)	15/16 (24)
CG285	15 (381)	4-3/4-11-1/2 (121-292)	13-3/4 (349)	3/4-16 x 18-15/16	3/8 (10)	1 (25)

Pulling Plate

CG1 Pulling Plate

- Ideal where there is no gripping surface for the puller alone
- Attach plate to item being pulled – puller clamps behind the plate
- Includes four each of the following screws: 1/4"-20 x 3/4" and 1/4"-28 x 1"
- Plate has a 3-5/8" diameter

Flat Points

CG270-21 Flat Point

- Fits CG270 and CG280 series pullers

CG300-21 Flat Point

- Fits CG300 and CG305 series pullers

CG325-21 Flat Point

- Fits CG325 series pullers

CG70 3 pc Flat Point Set

- Includes (3) flat points



CG1



- Screen the puller application
- Inspect the puller, do not use damaged parts
- Use the proper type and size puller for the job
- Read safety precautions on pages W1 to W4

PULLERS: 2-JAW SLIDE HAMMER



CG240H

2-ton Capacity (1.8 t) – 1-1/16 lb Hammer

Stock No.	Maximum Reach, inches (mm)	Maximum Spread, inches (mm) inside	Maximum Spread, inches (mm) outside	Slide Screw Size, inches	Jaw Thickness, inches (mm)	Jaw Width, inches (mm)
CG240H	2-1/2 (63)	7/8–3-1/4 (22–82)	3 (76)	3/8–16 x 12-5/8	3/16 (5)	3/8 (10)
CG240HL	3-1/2 (88)	7/8–3-3/4 (25–95)	4 (102)	3/8–16 x 12-5/8	3/16 (5)	3/8 (10)



CG250HL

6-ton Capacity (5.4 t) – 2-1/8 lb Hammer

Stock No.	Maximum Reach, inches (mm)	Maximum Spread, inches (mm) inside	Maximum Spread, inches (mm) outside	Slide Screw Size, inches	Jaw Thickness, inches (mm)	Jaw Width, inches (mm)
CG250C*	3 (76)	1-1/2–3-1/2 (38–89)	4-1/2 (114)	5/8–18 x 18-1/16	1/4 (6)	3/4 (19)
CG250H	3 (76)	1-1/2–3-1/2 (38–89)	4-1/2 (114)	5/8–18 x 18-1/16	1/4 (6)	3/4 (19)
CG250HL	6 (152)	3/4–8 (19–203)	—	5/8–18 x 18-9/16	7/32 (5)	5/16 (8)

*Includes CG250H puller, CG1 pulling plate and pressure screw



CG270C

10-ton Capacity (9.1 t) – 3-1/2 lb Hammer

Stock No.	Maximum Reach, inches (mm)	Maximum Spread, inches (mm) inside	Maximum Spread, inches (mm) outside	Slide Screw Size, inches	Jaw Thickness, inches (mm)	Jaw Width, inches (mm)
CG270C**	5-1/2 (140)	2-1/2–7-1/2 (64–178)	8-1/2 (216)	3/4–16 x 23-3/8	1/4 (6)	15/16 (24)
CG270H	5-1/2 (140)	2-1/2–7-1/2 (64–178)	8-1/2 (216)	3/4–16 x 23-3/8	1/4 (6)	15/16 (24)

**Includes CG1 pulling plate and pressure screw

PULLERS: 3-JAW SLIDE HAMMER



CG243H

2-1/2-ton Capacity (2.3 t) – 1-1/16 lb Hammer


Stock No.	Maximum Reach, inches (mm)	Maximum Spread, inches (mm) inside	Maximum Spread, inches (mm) outside	Slide Screw Size, inches	Jaw Thickness, inches (mm)	Jaw Width, inches (mm)
CG243H	2-1/2 (64)	7/8–3-1/4 (22–83)	3 (76)	3/8–16 x 12-5/8	3/16 (5)	3/8 (10)
CG243HL	3-1/2 (89)	7/8–3-3/4 (25–95)	4 (102)	3/8–16 x 12-5/8	3/16 (5)	3/16 (5)



CG253H

7-1/2-ton Capacity (6.8 t) – 2-1/8 lb Hammer

Stock No.	Maximum Reach, inches (mm)	Maximum Spread, inches (mm) inside	Maximum Spread, inches (mm) outside	Slide Screw Size, inches	Jaw Thickness, inches (mm)	Jaw Width, inches (mm)
CG253H	3 (76)	1-1/2–3-1/2 (38–89)	4-1/2 (114)	5/8–18 x 18-1/16	1/4 (6)	3/4 (19)



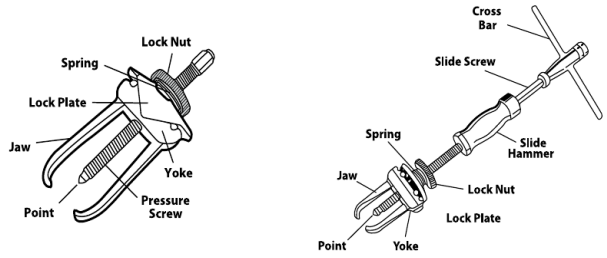
CG273C

12-1/2-ton Capacity (11.3 t) – 3-1/2 lb Hammer

Stock No.	Maximum Reach, inches (mm)	Maximum Spread, inches (mm) inside	Maximum Spread, inches (mm) outside	Slide Screw Size, inches	Jaw Thickness, inches (mm)	Jaw Width, inches (mm)
CG273C*	5-1/2 (140)	2-1/2–7-1/2 (64–178)	8-1/2 (216)	3/4–16 x 23-3/8	1/4 (6)	15/16 (24)
CG273H	5-1/2 (140)	2-1/2–7-1/2 (64–178)	8-1/2 (216)	3/4–16 x 23-3/8	1/4 (6)	15/16 (24)

*Includes CG273H puller, CG1 pulling plate and pressure screw

PULLERS: REFERENCE CHARTS



2-1/2-ton Capacity (2.3 t) – 1-1/16 lb Hammer

Stock No.	2-Jaw Yoke CG240-2	3-Jaw Yoke CG243-2	Std. Pres. Screw CG240-1	Long Pres. Screw CG240-11	Slide Screw CG240-8	Slide Hammer CG240-9	2-Jaw Lock Plate CG240-5	3-Jaw Lock Plate CG243-5	Spring CG240-6	Adjusting Nut CG240-7	Standard Jaw CG240-3	Long Jaw CG240-10
CG240	1	—	1	—	—	—	1	—	1	1	2	—
CG240L	1	—	—	1	—	—	1	—	1	1	—	2
CG240H	1	—	—	—	1	1	1	—	1	1	2	—
CG240HL	1	—	—	—	1	1	—	—	1	1	—	2
CG243	—	1	1	—	—	—	1	1	1	1	3	—
CG243L	—	1	—	1	—	—	—	1	1	1	—	3
CG243H	—	1	—	—	1	1	—	1	1	1	3	—
CG243HL	—	1	—	—	1	1	1	—	1	1	—	3

6-ton Capacity (5.4 t) – 2-1/8 lb Hammer

Stock No.	2-Jaw Yoke CG250-2	3-Jaw Yoke CG253-2	Pressure* Screw CG250-1A	Slide* Screw CG250-8A	Slide Hammer CG250-9	Cross Bar CG10F	Lock Plate CG250-5	Spring CG250-6	Adjusting Nut CG250-7	Standard Jaw CG250-3	Long Jaw CG250-10	Pulling Plate CG1
CG250	1	—	1	—	—	—	1	1	1	2	—	—
CG250A	1	—	1	—	—	—	1	1	1	2	—	1
CG250C	1	—	1	1	1	1	1	1	1	2	—	1
CG250H	1	—	—	1	1	1	1	1	1	2	—	—
CG250HL	1	—	—	1	1	1	1	1	1	—	2	—
CG253	—	1	1	—	—	—	1	1	1	3	—	—
CG253H	—	1	—	1	1	1	1	1	1	3	—	—
CG253L	—	1	1	—	—	—	1	1	1	—	3	—
CG2500B**	1	1	1	1	1	1	2	2	2	3	3	—

**CG2500B continued in next chart

CG2500B Heavy-Duty Manual Interchangeable Puller Set

- Same as CG2500BSB set, without the tool control board or the wall cabinet

Heavy Duty

Stock No.	2-Jaw Yoke CG270-2	3-Jaw Yoke CG273-2	Std. Pres.* Screw CG270-1A	Long Pres.* Screw CG270-11A	Manual Adaptor CG270-13	Slide* Screw CG270-8A	Slide Hammer CG66-2	2-Jaw Lock Plate CG270-5	3-Jaw Lock Plate CG273-5	Spring CG270-6	Lock Nut CG270-7	Standard Jaw CG270-3	Long Jaw CG270-10	Special Jaw CG270-3S	Extra Long Jaw CG270-12
CG270	1	—	1	—	—	—	—	—	—	1	1	2	—	—	—
CG270A	1	—	1	—	—	—	—	—	—	1	1	2	—	—	—
CG270C	1	—	1	—	—	1	1	—	—	1	1	2	—	—	—
CG270H	1	—	—	—	—	1	1	—	—	1	1	2	—	—	—
CG270S	1	—	1	—	—	—	—	1	—	1	1	—	—	2	—
CG272	1	—	—	1	—	—	—	1	—	1	1	—	2	—	—
CG273A	—	1	1	—	—	—	—	—	1	1	1	3	—	—	—
CG273C	—	1	1	—	—	1	1	—	—	1	1	3	—	—	—
CG273H	—	1	—	—	—	1	1	—	1	1	1	3	—	—	—
CG280	1	—	—	1	—	—	—	—	—	1	1	—	2	—	—
CG283	—	1	—	1	—	—	—	—	1	1	1	—	3	—	—
CG284	1	—	—	1	1	—	—	—	—	1	1	—	—	—	2
CG285	—	—	—	1	1	—	—	—	1	1	1	—	—	—	3
CG2500B	—	—	—	—	—	—	—	—	—	—	—	—	—	—	—

20-ton Capacity (18.1 t), 2-Jaw

Stock No.	Description	2-Jaw Yoke CG300-2	Lock Nut CG300-7	Lock Plate CG300-5	Long Jaw CG305-9	Pressure Screw CG300-1	Pressure Screw CG305-8	Spring CG300-6	Standard Jaw CG300-3
CG300	20 Ton Two Jaw Pressure Screw Puller	1	1	1	—	1	—	1	2
CG305	20 Ton Two Jaw Pressure Screw Puller	1	1	1	2	—	1	1	—



- Screen the puller application
- Inspect the puller, do not use damaged parts
- Use the proper type and size puller for the job
- Read safety precautions on pages W1 to W4

PULLERS: INDUSTRIAL



CG1038KA

Industrial Puller Sets

CG1038KA Industrial Puller Set

- Includes more than 35 basic pullers that will assemble into more than 165 puller combinations
- Standard pullers in this set have a range from 2–20-tons
- The hydraulic power components provide up to 20-tons of easy pulling power
- Optional 10 and 50-ton hydraulic accessories are available
- Components are mounted on (4) 24 x 32 x 3/4" tool control panels (labeled A, B, C and D) with white silhouettes
- The panels are mounted on KRA213E A-frame

CG1050KA Expanded Industrial Puller Set

- Includes CG1038KA industrial puller set and the CG1224 power kit for converting 10-ton manual pullers to hydraulic power; CG300-1, CG305-8 and CG350-1 pressure screws; CG343-1 4" plug; CG350-2 manual yoke for converting the 20-ton hydraulic pullers to manual power and CG555 basic hydraulic set for building a 50-ton hydraulic bar type puller
- Includes CG420-5C pressure gauge, CG420-6 gauge mounting adaptor, ten CG250-20 small centering adaptors and ten CG270-20 large centering adaptors

KRA213E A-Frame

- Mobile unit features 23,220 in³, 1,260 in² of storage for convenient access and orderly storage
- Measures 26-1/2 x 52-3/8 x 32-3/8"

Tool Control Boards

VE113B Tool Control Board

- Panel A is designed to hold the components for CG2500BS interchangeable puller set (6, 7-1/2, 10 and 12-1/2 ton capacity)
- Also used as the tool control board for the CG2500BSB manual puller set

CG250 6 Ton Two Jaw Pressure Screw Puller**CG250H 6 Ton Two Jaw Slide Hammer Puller****CG250HL 6 Ton Two Jaw Slide Hammer Puller****CG253 7-1/2 Ton Three Jaw Pressure Screw Puller****CG253H Three Jaw Medium Duty Puller****CG270 10 Ton Two Jaw Pressure Screw Puller****CG270H 10 Ton Two Jaw Slide Hammer Puller****CG270S 10 Ton Two Jaw Pressure Screw Puller****CG273 12-1/2 Ton Three Jaw Pressure Screw Puller****CG273H 12-1/2 Ton Three Jaw Slide Hammer Puller****CG280 10 Ton Two Jaw Pressure Screw Puller****CG283 12-1/2 Ton Three Jaw Pressure Screw Puller****VE138-3B Tool Control Board**

- Panel B is designed to hold CG2400 light duty puller set, CJ840C tapped hole puller set, CJ949 bearing separator and CJ9500 bearing separator set components

CG240 2 Ton Two Jaw Pressure Screw Puller**CG240H 2 Ton Two Jaw Slide Hammer Puller****CG243 2-1/2 Ton Three Jaw Pressure Screw Puller****CG243H 2-1/2 Ton Three Jaw Slide Hammer Puller****CJ93B Puller Set with Small Slide Hammer****CJ840C Complete Bar-Type Manual Tapped Hole Puller Set****CJ949 1-1/8" Bearing Separator****CJ950 2-3/8" Bearing Separator****CJ951 4-1/2" Bearing Separator****CJ952 6-1/8" Bearing Separator****VE138-2B Tool Control Board**

- Panel C is designed to hold CG450HYA 20 ton hydraulic bar type puller components and the components of CG2545AB blind hole bearing puller set

CG45 7 pc Blind Hole Bearing Puller Set**CG450 Bar-Type Manual Puller Set****CG450HYA Bar-Type Hydraulic/Manual Puller Set****VE138-1B Tool Control Board**

- Panel D is designed to hold components of CG400 20 ton jaw type puller, three CG305-9 long jaws, CG455 and CG455A threaded adaptor sets, plus CG455-18 and CG455-19 pressure screw adaptors
- The adaptors are for use with the bar-type pullers on tool control panel C

CG400 Manual Combination Two and Three Jaw Puller**CG400HYA 20-Ton Hydraulic Puller****CG405 Manual Combination Two and Three Jaw Puller****CG405HYA 20-Ton Hydraulic Puller**

Pump and Ram Set Components

Features of Two Stage Hydraulic Pumps

- Two stage design will advance 20–50 ton rams in the low pressure stage in less than 1/3 the strokes required on other models
- CG520 Ram extends in 60–70 strokes
- CG420 Ram extends in 17–19 strokes
- When high pressure is required, the low-pressure stage automatically kicks out to leave the high-pressure stage to do the work



Capacity, tons	Stock No.	Stroke, inches	Collapsed Height, inches	Extended Height, inches	Effective Area (piston)	Oil Capacity (in ³)	Pressure Screw Size, inches
4	CG220	2-1/4	6	8-1/4	.966	2.174	1/2–13 x 14-1/4
6	CG650	1-1/2	4-11/16	6-3/16	1.473	2.210	5/8–11 x 13-1/4
10	CG120	1	4-3/4	5-3/4	2.440	2.440	3/4–10 x 16-1/4
20	CG420-1A	2	6	8	4.418	8.836	1-1/8–8 x 20-1/2
35	CG720	2-1/2	7	9-1/2	7.903	19.758	1-3/8–8 x 25
50	CG520	3	8-1/8	11-1/8	11.066	33.198	1-5/8–5-1/2 x 30

CG222 4-Ton Hydraulic Pump and Ram Set

Includes:

- CG4-2A Single Stage Pump
- CG120-3-1 Hydraulic Hose
- CG120-4 Coupler Set
- CG220 4 Ton Hydraulic Ram
- CG220-13 Pressure Screw
- CG4-2A Single Stage Pump

CG122 10-Ton Hydraulic Pump and Ram Set

Includes:

- CG120 Ram, Hydraulic, 10-Ton
- CG4-2A Single Stage Pump
- CG120-13 Pressure Screw
- CG120-3-1 Hydraulic Hose
- CG120-4 Coupler Set



CG652 6-Ton Hydraulic Pump and Ram Set

Includes:

- CG120-3-1 Hydraulic Hose
- CG120-4 Coupler Set
- CG250-20 Replacement for CG250 Series Point
- CG4-2A Single Stage Pump
- CG650 6-Ton Ram

CG420A 20-Ton Hydraulic Pump and Ram Set

Includes:

- CG420-1A 20-Ton Ram
- CG420-2A Single Stage Hydraulic Pump
- CG420-1-14 Centering Adaptor
- CG420-3-1 Hose
- CG420-4 Coupler Set
- CG420A2S Hydraulic Pump and Ram Set



HYDRAULIC ACCESSORIES

CG6223 Hydraulic Conversion Power Kit

- 6 ton
- Converts CG250, CG253 manual pullers and CG1500 puller set to hydraulic power
- Includes 6 ton pump and ram set, two jaw yoke, hand wheel adaptor and three jaw yoke

CG652 6-Ton Hydraulic Pump and Ram Set

CG250-15 6-Ton Yoke

CG250-16 Hand Wheel Adaptor

CG253-15 6-Ton Yoke

CG1224 10-Ton Hydraulic Conversion Kit

- Converts CG270, CG273, CG280, and CG283 manual pullers (on tool control panel A) and CG1700/CG2500B puller sets to hydraulic power

CG122 10-Ton Hydraulic Pump and Ram Set

CG270-15 10-Ton Yoke

CG270-16 Hand Wheel Adaptor

CG273-15 10-Ton Yoke

CG558 50 Ton Hydraulic Push-Pull Puller

Accessory Set

- Includes additional side rods and end blocks, plus work screw, side rod, and bull nose adaptors to increase the versatility of the CG555 Basic Hydraulic Set



CG420-5C Pressure Gauge

- Can be used with 6, 10, 20, 35 and 50-ton hydraulic equipment
- Use for CG4-2A, CG420-2A and CG420A-2S hydraulic pumps
- Indicates hydraulic pressure in ton of pressure as well as PSI
- Adaptor CG420-6 is required to attach gauge to pumps

CG420-6 Gauge Mounting Adaptor

- Mounts CG420-5C pressure gauge to 6, 10, 20, 35 and 50 ton hydraulic systems



- Screen the puller application
- Inspect the puller, do not use damaged parts
- Use the proper type and size puller for the job
- Read safety precautions on pages W1 to W4

PULLERS: 2-AND 3-JAW HYDRAULIC



CG654HY



CG655HY

Heavy Duty

Stock No.	Maximum Reach, inches (mm)	Maximum Spread, inches (mm) inside	Maximum Spread, inches (mm) outside	Pressure Screw Size, inches	Jaw Thickness, inches (mm)	Jaw Width, inches (mm)
CG654HY† Hydraulic, 2 Jaw	3 (76)	1-1/2-3-1/2 (38-89)	4-1/2 (114)	5/8-11 x 13-3/4	1/4 (6)	3/4 (19)
CG655HY* Hydraulic, 3 Jaw	3 (76)	1-1/2-3-1/2 (38-89)	4-1/2 (114)	5/8-11 x 13-3/4	1/4 (6)	3/4 (19)

†Includes hydraulic ram and pump set.

*To convert to manual power, use pressure screw, adjusting nut and yoke from either CG250 or CG253 Pullers.



CG274HY



CG275HY

10-ton Capacity (9.1 t)

Stock No.	Maximum Reach, inches (mm)	Maximum Spread, inches (mm) inside	Maximum Spread, inches (mm) outside	Pressure Screw Size, inches	Jaw Thickness, inches (mm)	Jaw Width, inches (mm)
CG274HY† 2 Jaw Model	8-3/4 (222)	3-8 (76-203)	3-8 (76-203), 10-1/2 (266)	3/4-10 x 16-1/4	1/4 (6)	15/16 (24)
CG275HY† 3 Jaw Model	8-3/4 (222)	3-8 (76-203)	10 (254)	3/4-10 x 16-1/4	1/4 (6)	15/16 (24)
CG276HY† 2 Jaw Model	15 (381)	4-3/4-11-1/2 (121-292)	13-3/4 (349)	3/4-10 x 23-3/8	3/8 (9)	1 (25)
CG277HY* 3 Jaw Model	15 (381)	4-3/4-11-1/2 (121-292)	13-3/4 (349)	3/4-10 x 23-3/8	3/8 (9)	1 (25)

†Includes hydraulic ram and pump set.

*To convert to manual power, use pressure screw, adjusting nut and yoke from either CG270 or CG273 Pullers.



CG400HYA



CG343



CG405HYA



CG425HYA

CG560HY

20-ton Capacity (18.1 t) Combination 2 and 3 Jaw

Stock No.	Maximum Reach, inches (mm)	Maximum Spread, inches (mm) outside	Pressure Screw Size, inches	Jaw Thickness, inches (mm)	Jaw Width, inches (mm)
CG400HYA*	9-1/2 (241)	13 (330)	1-1/8-8 x 20-1/2	7/16 (11)	1-1/4 (32)
CG400	CG400HYA less hydraulic ram and pump				
CG343	Manual version of CG400HYA. Includes CG343-1 4" Plug and CG300-1 1-14 Pressure Screw in place of ram and pump				
CG405HYA*	14 (355)	15 (381)	1-1/8-8 x 20-1/2	9/16 (14)	1-1/4 (32)
CG405	CG405HYA less hydraulic ram and pump				
CG348	Manual version of CG405HYA. Includes CG343-1 4" Plug and CG305-8 1-14 Pressure Screw in place of ram and pump				
CG425HYA*	19 (482)	20 (508)	1-1/8-8 x 20-1/2	1-1/8 (29)	1-1/2 (38)
CG425	CG425HYA less hydraulic ram and pump				
CG325	Manual version of CG425HYA. Includes 1-3/8"-8 x 20-11/16" pressure screw in place of pump, ram, washer adaptor, ram adaptor and cap screws				

*Included with hydraulic ram.

50-ton Capacity (45.36 t) Combination 2 and 3 Jaw

Stock No.	Maximum Reach, inches (mm)	Maximum Spread, inches (mm) outside	Pressure Screw Size, inches	Jaw Thickness, inches (mm)	Jaw Width, inches (mm)
CG560HY*	28 (711)	44 (1,118)	1-5/8-5-1/2 x 30	1-7/16 (36)	2 (51)

*Included with hydraulic ram

PULLERS: BAR-TYPE MANUAL TAPPED HOLE SETS



CJ840C

6-ton Capacity (5.41 t), Tapped Hole

Stock No.	Maximum Reach, inches (mm)	Maximum Spread, inches (mm)	Pressure Screw	Side Rods (2)	Side Rod Adaptors (2)
CJ840C	33 (838)	2-5/8-11-5/8 (67-295)	1-14 x 30	5/8-18	1/2-20, 1/2-13, 3/4-16, 3/4-10
Complete Puller Set	Side rods in set are provided two each in 5" (CJ84-5), 10" (CJ84A2) and 20" (CJ84-3) lengths				3/8"-24, 3/8"-16, 5/16"-24, 5/16"-18, 7/16"-20, 5/8"-18, 5/8"-11, 7/16"-14
CJ84C	33 (838)		1-14 x 33	5/8-18	
Basic Puller Set		2-5/8-11-5/8			1/2"-20, 1/2"-13, 5/8"-18, 5/8"-11, 3/4"-16, 3/4"-10

BAR-TYPE MANUAL PUSH-PULL SETS

6-ton Capacity (5.4 t), Push-Pull

Stock No.	Maximum Reach, inches (mm)	Maximum Spread, inches (mm)	Pressure Screw Size, inches	Pressure Screw Adaptor	Side Rods	Side Rod Adaptors
CG706 Push/Pull Set	14-1/8 (358)	2-5/8-7-1/2 (67-191)	5/8-18 x 10	—	7/16-14 x 8 (4 each)	7/16-14f x 5/8-18m



CG706

10-ton Capacity (9.1 t), Push-Pull

Stock No.	Maximum Reach, inches (mm)	Maximum Spread, inches (mm)	Pressure Screw Size, inches	Pressure Screw Adaptor	Side Rods
CG710 Push/Pull Set	17-5/8 (448)	3-9/16-9-3/8 (90-238)	3/4-16 x 12	CG710-3 3/4-16f x 5/8-18m	(2) 5/8-18 x 8, (2) 5/8-18 x 12



CG710

BAR-TYPE HYDRAULIC/MANUAL SETS

6-ton Capacity (5.4 t), Hydraulic

Stock No.	Maximum Reach, inches (mm)	Maximum Spread, inches (mm)	Pressure Screw Size, inches	Pressure Screw Adaptor	Side Rods	Side Rod Adaptors
CG656HY* Hydraulic Set	14-1/8 (358)	2-5/8-7-1/2 (67-191)	5/8-11 x 13-3/4	5/8-11f x 5/8-18m	7/16-14 x 8	7/16-14f x 5/8-18m
CG656	CG656HY Set less the hydraulic components					

*Included with hydraulic ram

10-ton Capacity (9.1 t), Hydraulic

Stock No.	Maximum Reach, inches (mm)	Maximum Spread, inches (mm)	Pressure Screw Size, inches	Pressure Screw Adaptor	Side Rods	Side Rod Adaptors
CG150HY Hydraulic Set	17-5/8 (448)	3-9/16-9-3/8 (90-238)	3/4-10 x 16-1/4	3/4-10f x 5/8-18m, 3/4-10f x 3/4-16m	5/8-18 x 8, 5/8-18 x 12	—
CG150	CG150HY Set less the hydraulic components					



CG150HY

20-ton Capacity (18.1 t), Hydraulic

Stock No.	Maximum Reach, inches (mm)	Maximum Spread, inches (mm)	Pressure Screw Size, inches	Pressure Screw Adaptor	Side Rods, inches	Side Rod Adaptors, inches
CG450HYA Hydraulic Set	24 (610)	6-15 (152-381)	1-1/8-8 x 20-1/2	—	7/8-14 x 20, 7/8-14 x 10	7/8-14f x 7/8-14m, 7/8-14f x 5/8-18m
CG450	CG450HY Set less the hydraulic components					
CG350	Manually operated version of the CG450					

*Included with hydraulic ram



CG450HYA

35-ton Capacity (31.7 t), Hydraulic

Stock No.	Maximum Reach, inches (mm)	Maximum Spread, inches (mm)	Pressure Screw Size, inches	Pressure Screw Adaptor	Side Rods	Side Rod Adaptors
CG750HY	26 (660)	8-1/2-17 (216-432)	1-3/8-8 x 25	1-3/8-8f x 7/8-14m	1-14 x 20, 1-14 x 10	1-14f x 7/8-14m, 7/8-14f x 3/4-16m
CG750	CG750HY Set less the hydraulic components					



CG750HY



- Screen the puller application
- Inspect the puller, do not use damaged parts
- Use the proper type and size puller for the job
- Read safety precautions on pages W1 to W4

PULLERS: REFERENCE CHARTS

Heavy Duty



Stock No.	Hydraulic Unit	Ram Adaptor	Hydraulic Adaptor	Yoke	Pressure Screw	4" Dia. Plug	Plate	Spring	Adj. Stud	Jaws	Side Arms/Side Plate	Arm Bolts Arm Nuts	Washers/ Cap Screws
CG654HY	CG652	CG250-16	-	CG250-15	-	-	CG250-5	CG250-6	-	CG250-3 (2)	-	-	-
CG655HY	CG652	CG250-16	-	CG253-15	-	-	CG250-5	CG250-6	-	CG250-3 (3)	-	-	-
CG274HY	CG122	CG270-16	-	CG270-15	-	-	CG270-5	CG270-6	-	CG270-3 (2)	-	-	-
CG275HY	CG122	CG270-16	-	CG273-15	-	-	CG273-5	CG270-6	-	CG270-10 (3), CG270-3 (3)	-	-	-
CG276HY	CG122	CG270-16	CG270-14	CG270-15	-	-	CG270-5	CG270-6 (4)	-	CG270-12 (3)	-	-	-
CG277HY	CG122	CG270-16	CG270-14	CG273-15	-	-	CG273-5	CG270-6 (4)	-	CG270-12 (3)	-	-	-
CG400HYA	CG420A	-	-	CG400-2	-	-	CG400-5	CG400-6 (4)	CG400-7 (4)	CG300-3 (3)	-	-	-
CG343	-	-	-	CG400-2	CG300-1	-	CG400-5	CG400-7 (4)	CG300-3 (3)	-	-	-	-
CG405HYA	CG420A	-	-	CG400-2	-	-	CG400-5	CG400-6 (4)	CG400-7 (4)	CG305-9 (3)	-	-	-
CG348	-	-	-	CG400-2	CG305-8	-	CG400-5	CG400-7 (4)	CG305-9 (3)	-	-	-	-
CG425HYA	CG420A	CG425-9	-	CG325-2	-	-	-	-	-	CG325-3 (3)	CG325-4 (3)	CG325-5 (3)	CG425-7
CG325	-	-	-	CG325-2	CG325-1	-	-	-	-	CG325-3 (3)	CG325-4 (3)	CG325-5 (3)	-
CG560HY	CG420-2A	-	-	CG560-2	-	-	-	-	-	CG560-3 (3)	CG560-4 (6)	CG560-5 (9)	-

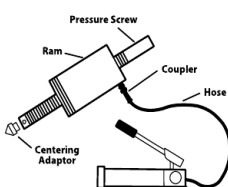
*Included with hydraulic ram (see chart below).

6-ton Capacity (5.41 t), Tapped Hole

Set Stock No.	Hyd. Unit Ram Adaptor	Yoke	Pressure Screw	Centering Adaptor	Pressure Screw Adaptor	Thrust Nut Thrust Washer	Side Rods (2)	Side Rod Hex Nuts (6)	Clip/Washer	Side Rod Conn. Nuts (2)	End Blocks (2)	Side Rod Adaptors (2)	Cap Screw (2 ea)
CJ84C	-	CJ84-1B	CJ84-4	CJ84-16	-	-	5/8-18 x 10	-	ME5A16 (2)	-	-	-	-
CG706	-	CG656-2	CG706-1	C250-20	-	CG325-6, CG706-2	CG656-3 (4) (8")	CG656-7	CG656-8 (4)	CG656-6	CG656-6	CG656-12	-
CG710	-	CG150-2	CG710-1	CG270-20	CG710-3	CG45-2, CG710-2	CG150-3 (12"), CG150-4 (8")	-	-	-	CG150-6	-	-
CG656HY	CG654, CG656-9	CG656-2	-	-	CG656-13	-	CG656-3 (8")	CG656-7	CG656-8 (2)	CG656-5	CG656-6	CG656-12	CG656-11, CG656-10
CG656	-	CG656-2	-	-	CG656-13	-	CG656-3 (8")	CG656-7	CG656-8 (2)	CG656-5	CG656-6	CG656-12	CG656-11, CG656-10
CG150HY	CG122, CG150-9	CG150-2	-	*	CG150-12 (5/8"), CG150-13 (3/4")	-	CG150-3 (12"), CG150-4 (8")	-	-	CG150-6	-	CG150-11, CG150-10	-
CG150	-	CG150-2	-	-	CG150-12 (5/8"), CG150-13 (3/4")	-	CG150-3 (12"), CG150-4 (8")	-	-	CG150-6	-	CG150-11, CG150-10	-
CG450HYA	-	CG450-10	CG425-9	-	-	-	CG350-3 (18"), CG350-4 (9")	CG350-7	CG350-8 (2)	CG350-5	CG350-6	CG350-9	CG450-11, CG450-12
CG450	-	CG450-10	CG425-9	-	-	-	CG350-3 (18"), CG350-4 (9")	CG350-7	CG350-8 (2)	CG350-5	CG350-6	CG350-9	CG450-11, CG450-12
CG350	-	CG350-2	CG425-9	-	-	-	CG350-3 (18"), CG350-4 (9")	CG350-7	CG350-8 (2)	CG350-5	CG350-6	CG350-9	CG450-11, CG450-12
CG750HY	See Hyd. Unit Chart	CG750-2	-	-	CG750-11 (7/8"), CG750-13 (7/8")	-	CG750-3 (20"), CG750-4 (10")	CG750-7	CG750-8 (2)	CG750-5	CG750-6	CG750-9, CG750-10	CG750-11, CG750-12
CG750	CG720-9	CG750-2, CG550-2	-	-	CG750-14 (1-1/8")	-	CG750-3 (20"), CG550-3, CG750-4 (10")	CG750-7, CG550-7	CG750-8 (2)	CG350-5	CG750-6	CG750-9, CG750-10	CG750-11, CG550-10, CG750-12

*Included with hydraulic ram (see chart below).

Pump and Ram Sets



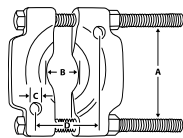
Stock No.	Capacity, tons	Ram	Included with Ram Pressure Screw	Included with Ram Centering Adaptor	Hose	Coupler	Pump	Optional Pressure Gauge	Items* Gauge Adaptor
CG222	4	CG220	CG220-13	-	CG120-3-1	CG120-4	CG4-2A	-	-
CG652	6	CG650	CG650-13	CG250-20	CG120-3-1	CG120-4	CG4-2A	CG420-6	CG420-5C
CG122	10	CG120	CG120-13	CG270-20	CG120-3-1	CG120-4	CG4-2A	CG420-6	CG420-5C
CG420A	20	CG420-1A	CG420-1-13A	CG420-1-14	CG420-3-1	CG420-4	CG420-2A	CG420-5C	CG420-6

*Standard with CG559 Bar-Style Puller Set.

PULLERS: BEARING SEPARATORS

Bearing Separators

Bearing separators. For separating and pulling double bearings and close fitting gears. Use with tapped hole, 2 jaw pullers or floor presses.



Stock No.	A	B	B	C	D
CJ949	1-11/16	1-1/8	1/4	5/16"-18	2-5/8
CJ950	2-3/8	2-3/8	3/8	3/8"-16	3-3/4
CJ951	4-3/8	4-1/2	5/8	5/8"-18	7-1/4
CJ952	5-7/8	6-1/8	1-1/2	5/8"-18	9-5/16
CJ953	8-3/8	8-3/4	1-1/4	7/8"-14	14-7/16



CJ950



CJ952

PULLERS: BAR-TYPE ADAPTORS

Male Adaptors

Stock No.	Female Thread	Male Thread
CG656-12	7/16"-14	5/8"-18
CG656-13	5/8"-11	5/8"-18
CJ84-6	5/8"-18	5/16"-24
CJ84-15	5/8"-18	5/16"-18
CJ84-7	5/8"-18	3/8"-24
CJ84-10	5/8"-18	3/8"-16
CJ84-8	5/8"-18	7/16"-20
CJ84-18	5/8"-18	7/16"-14
CJ84-9	5/8"-18	1/2"-20
CJ84-11	5/8"-18	1/2"-13
CJ84-17	5/8"-18	5/8"-18
CJ84-12	5/8"-18	5/8"-11
CJ84-13	5/8"-18	3/4"-16
CJ84-14	5/8"-18	3/4"-10
CG710-3	3/4"-16	5/8"-18
CG150-12	3/4"-10	5/8"-18
CG150-13	3/4"-10	3/4"-16
CG46-7*	3/4"-10	1"-14
CG46-8**	3/4"-16	1"-14
CG750-9	1"-14	3/4"-16
CG750-10	1"-14	7/8"-14
CG455-18	1-1/8"-8	5/8"-18
CG455-19	1-1/8"-8	7/8"-14
CG47-420	1-1/8"-8	1-1/4"-12
CG550-9	1-3/8"-6	1-3/4"-12
CG455-1	7/8"-14	5/8"-18
CG455-2	7/8"-14	5/8"-11
CG455-3	7/8"-14	3/4"-16
CG455-4	7/8"-14	7/8"-10
CG455-5	7/8"-14	7/8"-9
CG455-6	7/8"-14	1"-14
CG455-7	7/8"-14	1"-8
CG455-8	7/8"-14	1-1/8"-12

*For attaching CG46 Series Pullers to CG105HY Hydraulic Bar-Style Puller.

**For attaching CG46 Series Pullers to CG710 Push/Pull Set.

CG455 16 pc Male Adaptor Set

- Includes (16 pc) two each of the male adaptors CG455-1–CG455-8



CG455



CG455A

Female Adaptors

Stock No.	Female Thread
CG455-9	7/8"-14 and 5/8"-18
CG455-10	7/8"-14 and 3/4"-16
CG455-11	7/8"-14 and 1"-14
CG455-12	7/8"-14 and 1-1/8"-8
CG455-13	7/8"-14 and 1-1/8"-12
CG455-14	7/8"-14 and 1-1/4"-8
CG455-15	7/8"-14 and 1-1/4"-12
CG455-17	7/8"-14 and 1-1/2"-12
CG455-16	7/8"-14 and 1-1/2"-8

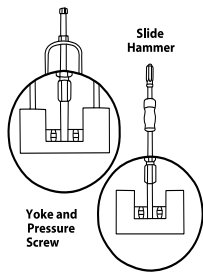
CG455A 18 pc Female Adaptor Set

- (18 pc) two each of the female adaptors



- Screen the puller application
- Inspect the puller, do not use damaged parts
- Use the proper type and size puller for the job
- Read safety precautions on pages W1 to W4


PULLERS: BLIND HOLE BEARING



CG40CB



CG45



CG2545AB

Stock No.	Description	Internal Thread Size	External Thread Size
CG40-1	Pressure Screw	—	—
CG40-2	15/16" Nut	—	—
CG40-3	3 1/4" spread Yoke	—	—
CG41-11	Expanding Rod	5/8-18	3/8-24
CG41-14	1/4–5/16" Collet	—	—
CG41-12	5/16–3/8" Collet	—	—
CG41-13	3/8–7/16" Collet	—	—
CG40-4	1/2–20 Expanding Rod	5/8-18	1/2-20
CG40-9	7/16–1/2" Collet	—	—
CG40-15	1/2"–5/8" Collet	—	—
CG40A6	5/8–3/4" Collet	—	—
CG40-7	3/4–7/8" Collet	—	—
CG40-8	7/8–1" Collet	—	—
CG40A10	1–1 1/8" Collet	—	—

CG40CB 14 pc Blind Hole Bearing Puller Set

- (14 pc) collets, yoke, pressure screw and expanding rods
- Range 1/4–1-1/8"
- Includes storage box

Stock No.	Description	Internal Thread Size	External Thread Size
CG270-1A	Pressure Screw	—	—
CG45-2	1-1/8" Wrench Size Thrust Nut	—	—
CG45-3	5-3/4" spread Yoke	—	—
CG45-4	Expanding Rod	3/4-16	5/8-18
CG45-15	1–1 1/4" Collet	—	—
CG45-6	1-1/4–1-1/2"	—	—
CG45-7	1-1/2–1-3/4" (Uses CG45-4 Expanding Rod) Collet	—	—

CG45 7 pc Blind Hole Bearing Puller Set

- Includes (7 pc) (1–1-3/4") collets, yoke, slide screw and slide hammer

Stock No.	Description	Internal Thread Size	External Thread Size
CG250-8A	5/8"-18 UNF x 18 9/16" Slide Screw	—	—
CG250-9	2 lb Slide Hammer	—	—
CG40-1	Pressure Screw	—	—
CG40-2	15/16" Nut	—	—
CG40-3	3 1/4" spread Yoke	—	—
CG41-11	Expanding Rod	5/8-18	3/8-24
CG41-14	1/4–5/16" Collet	—	—
CG41-12	5/16–3/8" Collet	—	—
CG41-13	3/8–7/16" Collet	—	—
CG40-4	1/2–20 Expanding Rod	5/8-18	1/2-20
CG40-9	7/16–1/2" Collet	—	—
CG40-15	1/2"–5/8" Collet	—	—
CG40A6	5/8–3/4" Collet	—	—
CG40-7	3/4–7/8" Collet	—	—
CG40-8	7/8–1" Collet	—	—
CG40A10	1–1 1/8" Collet	—	—
CG270-1A	Pressure Screw	—	—
CG45-2	1-1/8" Wrench Size Thrust Nut	—	—
CG45-3	5-3/4" Spread Yoke	—	—
CG45-4	Expanding Rod	3/4-16	5/8-18
CG45-15	1–1 1/4" Collet	—	—
CG45-6	1-1/4–1-1/2"	—	—
CG45-7	1-1/2–1-3/4" (Uses CG45-4 Expanding Rod) Collet	—	—

CG2545AB 25 pc Blind Hole Bearing Puller Set

- Includes (25 pc) collets, yokes, slide screw and slide hammer




CG46

Stock No.	Description	Internal Thread Size	External Thread Size
CG46-1	1"-14 x 18" Slide Screw	—	—
CG46-2	6 lb Slide Hammer	—	—
CG46-3	Expanding Rod	1-14	1-1/8-12
CG46-4	1 5/8-2" (Uses CG46-4 Expanding Rod) Collet	—	—
CG46-5	2-2-1/2" (Uses CG46-4 Expanding Rod) Collet	—	—
CG46-6	2 1/2-3" (Uses CG46-4 Expanding Rod) Collet	—	—

CG46 6 pc Blind Hole Bearing Puller Set

- Includes (3) collets, slide screw, slide hammer and expanding rod
- For large size blind hole bearings, Torrington® needle bearings, heavy-duty bearings on live center lathes, conveyor belts and rollers



CG47

Stock No.	Description	Internal Thread Size	External Thread Size
CG4567N	11/4"-12 x 24" Slide Screw	—	—
CG4567O	10 lb Slide Hammer	—	—
CG47-201	Expanding Rod	1-1/4-12	1-1/8-12
CG47-202	Master Collet	—	—
CG47-203	3-3- 1/2" (Uses CG47-201 Expanding Rod) Collet Pad	—	—
CG47-204	3-1/2-4" (Uses CG47-201 Expanding Rod) Collet Pad	—	—
CG47-205	4-4-1/2" (Uses CG47-201 Expanding Rod) Collet Pad	—	—
CG47-206	3-1/2-5" (Uses CG47-201 Expanding Rod) Collet Pad	—	—
CG47-207	5- 5-1/2" (Uses CG47-201 Expanding Rod) Collet Pad	—	—
CG47-208	5-1/2-6" (Uses CG47-201 Expanding Rod) Collet Pad	—	—
CG47-209	6-6-1/2" (Uses CG47-201 Expanding Rod) Collet Pad	—	—
CG47-210	6-1/2-7" (Uses CG47-201 Expanding Rod) Collet Pad	—	—
CG47-211	3/4" Screw	—	—
CG47-212	1-3/4" Screw	—	—

CG47 13 pc Blind Hole Bearing Puller Set

- Includes (13 pc) master collet, pads, slide screw and slide hammer
- Pulling size is changed by changing pads

Accessories

CG40-11 43/64-53/64" Collet

- For needle bearings on Leece-Neville® alternators
- Use with CG40-4 expanding rod

CG40-12 15-18 mm Collet

- For pilot bearings on late model Ford® transmissions
- Use with CG40-4 expanding rod

CG40-4-1 4" Collet Extension

- For CG40 series collets

CG46-8 Male Adaptor

- Female thread 3/4"-16
- Male thread 1"-14
- For attaching CG46 series pullers to CG710 push/pull set

CG46-7 Male Adaptor

- Female thread 3/4"-10
- Male thread 1"-14
- For attaching CG46 series pullers to CG105HY hydraulic bar style puller

CG47-420 Male Adaptor

- Female thread 1-1/8"-8
- Male thread 1-1/4"-12
- For attaching CG47 series pullers to CG450HYA hydraulic bar style puller

CJ105-4B Slide Screw

- Included with CJ2003A rear axle puller set
- 3/4"-16 x 22-1/2"

CJ97-3A 3-3/4 lb Slide Hammer

- Included with CJ2003A rear axle puller set



- Screen the puller application
- Inspect the puller, do not use damaged parts
- Use the proper type and size puller for the job
- Read safety precautions on pages W1 to W4

DIESEL: DIESEL SERVICE SETS



CUMDS12V

CUMDS24V

TB40

Cummins® B and C Series

Stock No.	Description	Applications				Set Contents	
		12 valve	24 valve		CUMDS12V	CUMDS24V	
		pre-1994	1994-1998-1/2	1999-2002	2003	12 valve	24 valve
FB300A	Bent Blade Feeler Gauge (Blue-Point®)	•	•	•	•	•	
EEP500	Diesel Compression Gauge	•	•	•	•	•	
MB5D	Bronze Injector Brush (Blue-Point®)	•	•	•	•	•	
MB6BTA	9" Injector Brush (Blue-Point®)	•	•	•	•	•	
YA9565A	Engine Turning Tool (Blue-Point®)	•	•	•	•	•	
CJ140-1	Slide Hammer Injector Puller	•	•	•	•	•	
CJ142	M14 Diesel Injector Puller Adaptor	•			•		
FRHM17	3/8" Drive 6-Point Metric 17 mm Flank Drive® Flare Nut Crowfoot Wrench	•			•		
FRXM17	6-Point Metric Flare Nut Socket	•			•		
M3584	Compression Adaptor	•			•		
SP144	Injection Pump Wrench (Blue-Point®)	•			•		
SP145	Idle Lock Nut Wrench (Blue-Point®)	•			•		
TSM24	6-point Metric Deep Socket	•			•		
FRHM19	3/8" Drive 6-Point Metric 19 mm Flank Drive® Flare Nut Crowfoot Wrench		•	•		•	
FRXM19	6-Point Metric Flare Nut Socket		•	•		•	
EEPV313C	Diesel Compression Gauge Adaptor		•	•		•	
CJ143	8 mm Diesel Injector Puller		•	•		•	
CJ144	15 mm Diesel Injector Puller		•	•		•	
SP504	Gear Puller (Blue-Point®)		•	•		•	
CJ148	Fuel Line Plug		•	•		•	
CJ149	Fuel Tube Remover		•	•		•	
TB40	Tote Bag				•	•	

Optional Tools

SP346 Fan Wrench (Blue-Point®)

- 36 mm open end wrench services fan clutch attaching bolts on B Series Cummins® engines

CUMDS12V 14 pc 12 Valve Diesel Set for

Cummins® B and C Series Engines

- Includes 3/8" drive 6-point metric 17 mm flare nut socket and flare nut crowfoot wrench, 1/2" drive 6-point metric 24 mm deep socket, feeler gauge, diesel compression adaptor, bronze injector brush, stainless-steel injector brush, injection pump wrench, 10 mm idle lock nut wrench, 12 mm diesel injector puller adaptor, M14 x 1.5 diesel injector puller adaptor, slide hammer injector puller, engine turning tool and 0-800 PSI diesel compression gauge
- Includes tote bag

CUMDS24V 14 pc 24 Valve Diesel Set for Cummins® B and C Series Engines

- Services Cummins® B and C Series 12 and 24 valve engines 1994 and later
- Additional uses include Dodge® heavy-duty pickups and all applications with ISB and ISC diesel engines
- Includes 3/8" drive 6-point metric 19 mm flare nut socket, 3/8" drive 6-point metric 19 mm flare nut crowfoot wrench, feeler gauge, bronze injector brush, stainless-steel injector brush, gear puller, 8 mm diesel injector puller, 15 mm diesel injector puller, slide hammer injector puller, engine turning tool, diesel compression gauge adaptor, fuel line plug, fuel tube remover and 0-800 PSI diesel compression gauge
- Includes tote bag

TWM14A 6-Point Metric Shallow Socket

Diesel Timing Gauge Set

SP500 Diesel Timing Gauge Set (Blue-Point®)

- The SP500 diesel gauge set will update existing 2017DSP diesel service sets to handle 1994–1998 Cummins® B engines used in Dodge® Ram® 250/350 pickup trucks and some Ford® trucks

SP503 Spline Socket (Blue-Point®)

- Used to remove and replace the delivery valve on most Bosch® fuel injection pumps

SP504 Gear Puller (Blue-Point®)

- Used to remove the injection pump gear
- Bolt thread is M8 x 1.25
- Bolt length is 44 mm

SP5001 Dial Indicator (Blue-Point®)

- Features rack and pinion construction
- Refer to the pump manufacturer's service manual when using this gauge
- Gauge diameter is 2-1/4"
- Range is 30 mm
- Gauge is marked in .01 mm increments

SP5002 Gauge Holder (Blue-Point®)

- Used in fuel injection pump in place of the #1 delivery valve to locate the base circle of the injection pump cam
- Male thread is M22 x 1.5



DIESEL: SERVICE TOOLS FOR CUMMINS® ENGINES

Wet Sleeve Pullers

CG80HYA Hydraulic Wet Sleeve Puller

- Provides hydraulic pressure for removing wet sleeves on Cummins® diesels, trucks, heavy construction and farm equipment with a cylinder diameter of 3–6"
- Reach is 7–12"
- Adjustable bridge fits around studs in block
- Includes a 6-ton hydraulic power pack

CG80A Wet Sleeve Puller

- Manual version of CG80HYA

CG80-22 5/16" Wet Sleeve Insert

- For CG80A and CG80HYA wet sleeve pullers

CG80-11 1/4" Wet Sleeve Insert

- For CG80A and CG80HYA wet sleeve pullers



Pulley Installers and Pullers

M1324 Pulley Installer

- For installing the accessory drive pulley on the shaft
- Includes 7/8"-14 NC threaded adaptor, washer type bearing and installer housing

CJ83C Pulley and Gear Puller

- Ideal for servicing crankshaft pulleys, gears and timing gears on a wide range of gasoline and diesel engines including Cummins® accessory drives and water pumps
- Includes (2) 3/8"-16 x 3", 5/16"-18 x 2-1/2" and M10-1.5 x 65 mm bolts
- Nominal capacity is 3-1/2-ton

CJ86-1 Yoke

- Included with CJ2002 gear puller set
- 1-3/4-4-1/2"

CJ83-3 Pressure Screw

- 3/4-16 x 5-1/8"

CJ66-15-3 Centering Point

- 5/8" head, 90° outward point

ME5A54 Washer

ME5A55 Washer

ME3A45 Stud

ME3A44 Bolt

ME3A75 Stud



- Screen the puller application
- Inspect the puller, do not use damaged parts
- Use the proper type and size puller for the job
- Read safety precautions on pages W1 to W4

DIESEL: SERVICE TOOLS FOR CUMMINS® ENGINES



Torque Adapter Set

M1302A5 Screwdriver

- 1/2 x .062" screwdriver

M1302B18 12-Point Deep Socket

- 9/16" deep, 12-point socket

M1302B24 12-Point Deep Socket

- 3/4" deep, 12-point socket

ST669 6 pc Torque Adaptor Set

- Includes (6 pc)
- Use to loosen and adjust lock nuts to manufacturing specifications

ST669-1 Handle Assembly

- Included in ST669 torque adaptor set

TM82 1/4" Drive Flat Tip Short Bit Socket

- Manufactured from high grade alloy steel



Compression Adaptors

M3540C Compression Adaptor

- For Cummins® 855 in³ NH and 903 V8 and L10 diesel engines

M3584 Compression Adaptor

- For Case®/Cummins® series B 2.9 L, 3.9 L and 5.9 L diesel engines

M3585 Compression Adaptor

- For Case®/Cummins® series C 8.3 L engines



Injector Brushes

MB5D Bronze Injector Brush (Blue-Point®)

- Bronze, non-abrasive brush cleans carbon from injector tips

MB6BTA 9" Injector Brush (Blue-Point®)

- Stainless-steel wire brush cleans the injector cavity in the cylinder head
- 9" long



Fuel Line Tools

CJ148 Fuel Line Plug

- For plugging fuel lines

CJ149 Fuel Tube Remover

- For fuel inlet tubes on later model vehicles

YA6615 24 mm Cummins® Flare Nut Wrench (Blue-Point®)

- Use on Dodge® trucks with 5.9 L engines (2003 and later) and 6.7 L engines (2007 and later)
- Easily slides into the confined area of the cylinder head
- Wrench is required to hold the 24 mm flare nut while the 19 mm fuel line coupler is loosened
- Helps prevent costly damage to the fuel lines



Air Compressor Fuel Pump Wrenches

M1328A Air Compressor/Fuel Pump Wrench

- Includes 5/8", 12-point box wrench on one end for servicing fuel pumps and a specially designed 11/16" open end for access to air compressor bolts

M1321 Air Compressor/Fuel Pump Wrench

- Similar to M1328A but has a 12-point box wrench on both ends
- Accommodates air compressor and fuel pump flange bolts on NH Series Inline 6 cylinder engines

M1329 Fuel Pump Wrench

- Includes 7/16", 12-point box end for servicing fuel pump bolts on NH series engines equipped with Cummins® air compressors
- 6-5/8" long



Valve Adjusting Wrenches

M1322 Valve Adjusting Wrench

- 3/4", 12-point box wrench to tighten lock nuts on rocker arms
- Designed to clear the aftercooler
- 14-3/4" long

M1319 Valve Adjusting Wrench

- 7/8", 12-point box wrench to tighten lock nuts on rocker arms
- Designed to clear the aftercooler
- 12" long



Injector Pullers

CJ125A Injector Puller

- Slide hammer puller services D, top stop, and small V8 injectors
- 10-1/2" long

CJ140 5 pc Diesel Injector Puller Set

- Use on fuel injectors in Cummins® B and C series 3.9 L, 5.9 L and 8.3 L engines used in Dodge® pickups, Case® tractors and off-road equipment
- Will service all 1994–1998-1/2 standard injectors as well as fuel inlet tubes

CJ140-1 Slide Hammer Injector Puller

- Use to pull injectors from heads on 1998-1/2–2002 Dodge® and Cummins® engines

- 8 x 1.25 mm thread
- Use CJ144 puller to pull the fuel inlet tube prior to removing the injector

CJ141 Diesel Injector Puller Adaptor

- Use on Cummins® diesel injectors prior to 1994

CJ142 M14 Diesel Injector Puller Adaptor

- Use on Cummins® diesel injectors from 1994–1998-1/2

CJ143 8 mm Diesel Injector Puller

- Use on 1998-1/2 Cummins® diesel injectors in tight access areas

CJ144 15 mm Diesel Injector Puller

- Use on 1998-1/2–2002 Cummins® diesel fuel inlet tubes



Fan Wrenches

SP346 Fan Wrench (Blue-Point®)


- 36 mm open end wrench services fan clutch attaching bolts on B Series Cummins® engines



Starter Bolt and Fuel Filter Wrenches

B4400A Starter Bolt Wrench

- Manufactured from special alloy steel and heat treated for optimum strength
- Specially contoured for tight access areas



Injector Pump Idle Lock Nut Wrenches

SP144 Injection Pump Wrench (Blue-Point®)

- 13 mm, 12-point box wrench is used to service the injection pump mounting bolts found on 5.9 L Cummins® engines

SP145 Idle Lock Nut Wrench (Blue-Point®)

- 10 mm, 12-point wrench with 90° angle is designed to remove or install mounting bolts on the diesel injection pump
- For Cummins® B Series 5.9 L engines

Specialty Service Tools

CJ158 Fuel Rail Plug

- Manufactured from special alloy steel
- Precision machined and heat treated for optimum strength and durability
- Used to block off fuel injector line ports on the fuel rail to test fuel injectors
- For use on 2007 and newer Cummins® 6.7L diesels



Engine Turning Tools

YA9565A Engine Turning Tool (Blue-Point®)

- Used to rotate the engine for making valve and injection pump adjustments on Cummins® and J.I. Case® 3.9 L, 5.9 L and 8.3 L B and C Series engines

DIESEL TOOLS

Fuel Line Disconnect Tools

- This set includes a total of four fuel line disconnect tools:
 - two tools—a straight and a 90° angle—for the 11.8 mm fuel lines and;
 - two tools—a straight and a 90° angle—for the 16 mm fuel lines
- The OEM tool sets ZTSE4773 and ZTSE4772 do NOT include the straight tools—the straight tools allow access into tight areas
- All four tool handles are highly visible orange for easy identification



FDT11 Angled Fuel Disconnect Tool

- 90° angle for 11.8 mm fuel lines
- Handle is highly visible orange for easy identification

FDT11STR Straight Fuel Disconnect Tool

- For 11.8 mm fuel lines
- The OEM tool sets ZTSE4773 and ZTSE4772 do NOT include the straight tools the straight tools allow access into tight areas
- Handle is highly visible orange for easy identification

FDT16 Angled Fuel Disconnect Tool

- 90° angle for 16 mm fuel lines
- Handle is highly visible orange for easy identification

FDT16STR Straight Fuel Disconnect Tool

- For 16 mm fuel lines
- The OEM tool sets ZTSE4773 and ZTSE4772 do NOT include the straight tools the straight tools allow access into tight areas
- Handle is highly visible orange for easy identification

FDT1116 Fuel Line Disconnect Tool Set

- This set includes a total of (4) fuel line disconnect tools: (2) tools a straight and a 90° angle for the 11.8 mm fuel lines, and (2) tools a straight and a 90° angle for the 16 mm fuel lines
- The OEM tool sets ZTSE4773 and ZTSE4772 do NOT include the straight tools the straight tools allow access into tight areas
- All four tool handles are highly visible orange for easy identification
- Set includes FDT11, FDT11STR, FDT16 and FDT16STR (4 pc)



SP7882

Injector Height Gauges

SP7882 6 pc Diesel Injector Height Gauge Set

- Five-in-one gauge set covers all applications for Detroit Diesel® 50 and 60 series engines
- Includes (5) injector height gauges and (1) handle
- Includes storage pouch

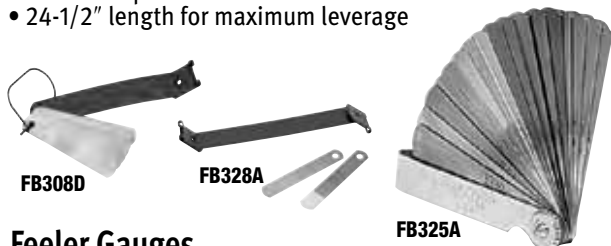


FCT706

Fan Clutch Wrench

FCT706 Fan Clutch Wrench (Blue-Point®)

- Fan clutch wrench for heavy duty truck engines
- Hole pattern on tool aligns with fasteners on fan hub
- Use with open end to remove fan clutch
- 24-1/2" length for maximum leverage



FB308D

FB328A

FB325A

Feeler Gauges

FB325A SAE and Metric Feeler Gauge Set (Blue-Point®)

- 25 blades
- Blade size .0015 and .002–.025"
- Use for adjusting governor gap
- Double stamped with SAE and metric sizes

FB308D Step Feeler Gauge Set and Holder (Blue-Point®)

- For adjusting valves
- Includes 12 step blades in sizes .008"/.010" through .028"/.030"

Step Feeler Gauge Set

FB328A Step Feeler Gauge Set and Holder (Blue-Point®)

- For adjusting valves
- Includes two step blades: .011"/.013" and .013"/.015"
- For valve adjustment on GM® 8.2L engines
- Double stamped with U.S. and metric siz



M3530



M3531

Governor Gap Wrenches

M3530 Governor Gap Adjusting Wrench

- 3/8" open ends, 4" long
- Special thin design with 30° and 60° angle heads

M3531 Governor Gap Lock Nut Wrench

- 7/16" open ends and is 4-1/4" long
- Special thin design with 30° and 60° angle heads



WSW3

Starter Bolt and Fuel Filter Wrenches

WSW3 Fuel Filter Water Sensor Wrench

- Glass filled nylon tool with four sizes 40, 41, 42 and 46 mm
- All in one tool that works on all four OEM and aftermarket sizes available in the marketplace today
- Applications includes 6.6L Duramax® Diesel engines including 2001 to current Chevy® Silverado® and GMC® Sierra® 2500 and 3500 vehicles



M3517B



M3518

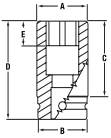
Push Rod Wrenches

M3517B Push Rod Lock Nut Wrench

- 1/2" open end, 102° offset handle

M3518 Push Rod Adjusting Wrench

- 5/16" open end, 102° offset handle




M3525A



M3503B



S6200



FLS1219

Special Application Sockets

M3525A 1/2" Drive Spanner Socket

- 1/2" drive, 3-7/32" long
- Includes 1-1/8" internal hex for use on "Fuel Squeezer" series of engines

M3503B 3/8" Drive Fuel Line Nut Socket

- 1/2" wrench opening
- Six-point, 3/8" drive
- Shaped for access to fuel line nuts
- 3-1/4" long
- Additional applications on the head temperature sensor found on Buell® Motorcycles

S6200 1/2" Drive 12-Point Metric 12 mm Engine Bearing Cap Bolt Impact Socket

- Use to service engine cam bearing cap bolts on both older and newer generation Detroit Diesel® engines
- Newer generation Detroit Diesel® engines use longer cam bolts than earlier generation engines
- The S6200 is specially designed to work on both engine generations
- 4-3/8" long

FLS1219 1/2" Drive Fuel Line Socket

- Designed to easily torque the fuel injector lines correctly, reducing if not eliminating the possibility of a fuel leak or damaging the line, fuel rail or fittings
- Easily applies the factory required torque of 30 ft-lb
- No torque adaptors with complicated calculations required
- Use on Cummins® ISB engines 1998 to present
- 19 mm, 1/2" drive

FLS1222 1/2" Drive Fuel Line Socket

- Designed to easily torque the fuel injector lines correctly, reducing if not eliminating the possibility of a fuel leak or damaging the line, fuel rail or fittings
- Easily applies the factory required torque of 80 ft-lb
- No torque adaptors with complicated calculations required
- Use on Cummins® ISX engines 2007 to present
- 22 mm, 1/2" drive

DIESEL: FORD®/NAVISTAR®



SRD6



YA9340

Belt Tensioning Tools

SRD6 Belt Tensioner Release Tool

- 6" long adaptor with 1/2" male square
- The female triple square drive allows the user more flexibility to work around obstacles by coming in at different angles with a 1/2" breaker bar
- Similar to Snap-on® 6" torque adaptors but with a male square
- If using with a torque wrench, please refer to Snap-on® part # SS306G Torque Chart for formula to obtain the correct applied torque
- Heavy Duty Applications:
For serpentine belt tensioners with a 1/2" square drive opening found on Series 60 Detroit Diesel® and Caterpillar® engines
- Other heavy duty applications include buses and delivery vans where the doghouse or engine shrouding can get in the way and make the work area very tight
- Automotive Applications:
1/2" serpentine belt tensioners on Dodge®/Chrysler® vehicles (2.0 L and 3.0 L engines) Ford® vehicles Lincoln® and Mercury® vehicles (2.3 L, 3.0 L, 4.2 L and 4.6 L engines) GM® vehicles (2.5 L, 4.7 L, 5.0 L and 5.7 L engines)

YA9340 Serpentine Belt Wrench (Blue-Point®)

- Use to release any serpentine belt tensioner with 1/2" square drive opening
- Ratcheting action allows better positioning of the tool, which allows more swing angle than a solid-type serpentine belt wrench
- Reversible ratchet head is only 1" thick so it will fit between tensioner face and fan blades on S Series 60 Detroit Diesel® and some Caterpillar® engines
- Also great for working on buses and delivery vans where the doghouse or engine shrouding restrict access
- Compact overall length keeps handle from coming in contact with radiator hoses, charged air cooler pipes, hydraulic lines or frame rails
- Vinyl grip for comfort
- 13" overall length



- Do not use chrome or industrial finish hand tools with impact drivers
- Do not use "cheater bars" on handles
- Read safety precautions on pages W1 to W4

DIESEL: FORD®/NAVISTAR®



S6196KR

Ford® ICP Sensor Socket

S6196KR 3/8" Square Drive 6-Point ICP Sensor Socket for Ford® Vehicles

- Easily remove and install the ICP Sensor on 2002 and 2003 Ford® 6.0 L diesel truck engines
- Spring retention securely holds sensor during use
- Manufactured from the highest quality proprietary steel, providing optimum strength and durability
- 6-point configuration and Flank Drive® wrenching system
- Chrome/nickel alloy finish resists against rust and corrosion
- Snap-on® sockets using the Flank Drive® wrenching system grip the fastener on the flanks/flats which deliver 15–25% more turning power



FGPT

Glow Plug Tools

FGPT Glow Plug Harness Tool

- Prevents damage to harness and connector rail
- Removes and installs glow plug connectors
- Orange color for easy identification in dark engine compartments



FFW2

Ford® Fuel Filter Wrench

FFW2 3/8" Drive 36 mm Dual Fuel and Oil Filter Cap Socket (Blue-Point®)

- Dual Purpose 36 mm hex and six notches allows the tool to work as both a fuel filter and oil cap socket
- 3/8" drive



DEFT325

Diesel Exhaust Fluid (DEF) Tools

DEFT300 Diesel Exhaust Fluid (DEF) Tube Release Forks

- Each fork has both a straight and 90° design to access most locations
- Reduces time spent fighting with hard to reach clips

DEFT322 Small DEF Fork

- Forks designed to depress locks that retain DEF lines allowing for easy removal
- Each fork has both a straight and 90° design to access most locations
- Reduces time spent fighting with hard to reach clips

DEFT325 Medium DEF Fork

- Forks designed to depress locks that retain DEF lines allowing for easy removal
- Each fork has both a straight and 90° design to access most locations
- Reduces time spent fighting with hard to reach clips

DEFT334 Large DEF Fork

- Forks designed to depress locks that retain DEF lines allowing for easy removal
- Each fork has both a straight and 90° design to access most locations
- Reduces time spent fighting with hard to reach clips



DEFT300



MT257B

Diesel Pulse Adaptor

MT257B Diesel Pulse Adaptor (Blue-Point®)

- Test injector timing or engine RPM on diesel engines equipped with 1/4" or 6 mm external steel fuel injector lines
- Enables use with inductive pick-up timing light to test engine timing
- MT257B is not for use on diesels with common rail fuel systems




MB5D

Injector Brushes

MB5D Bronze Injector Brush (Blue-Point®)

- Bronze, non-abrasive brush cleans carbon from injector tips



MB73A

MB73A Injector Brush (Blue-Point®)

- Combination 5/16" and 13/16" diameter stainless-steel wire brush to clean the injector bore and injector tip hole in the cylinder head

Quick Couplers

M3569A Quick Coupler

- 45° offset

M3570A Quick Coupler

- 90° offset



M3569A



M3570A

Pulley Puller

SP448 Pulley Puller (Blue-Point®)

- For removing the air pump pulley
- Fits over pulley flange



SP448

Ford® Diesel Turbo Tools

PSWT10K Power Stroke® Diesel Turbo Wrench for Ford

- 10 mm wrench is ideal for accessing the turbo mounting bolts located between the firewall and the turbo with exhaust intake in the way
- Designed for use on 2003 and later 6 L diesel Power Stroke® engines used on Ford® F250, F350, E250 and E350
- Additional applications on Navistar® VT365 engines and some International® 4000 series of medium duty trucks
- Wrench has a zero degree offset six-point head
- Designed to remove excessively tight fasteners off the intake when removing turbocharger where a conventional 15° offset wrench will not work
- 5-1/2" long



PSWT10K

S6210 Diesel Turbo Inlet Pipe Socket for Ford® Vehicles

- Socket designed like the S6210

TAP1225 Turbo Vane Actuator Puller

- Specially designed for Ford® 6.4 L turbo diesel to save the technician time
- Compact size fits on or off the truck
- Self-aligning for easy install
- Remove the actuator link rod from the arm on the turbo of 2008–2010 Ford® 6.4 L Power Stroke® diesel engines



TAP1225

Fuel Injector Sockets

- Complies with Ford® TSB 11-10-10
- 12-point, 17mm Crows Foot design allows socket to slip onto the injector easily at any angle
- Design allows you to spin the socket under bent fuel lines
- Nose geometry reduces electrical connection damage
- The depth stop keeps the socket at the specified height
- Thick mass reduces flex and flare nut damage
- Design allows for clearance to torque the fitting without a torque adapter

YA1140-1 Long Diesel Injector Crowfoot Socket (Blue-Point®)

- Ford® 6.7 L Power Stroke® Diesel
- The in-line design of the YA1140-1 allows accurate torquing of the injector and clears the plastic housing and fuel return line



YA1140-1

YA1140-21 Offset Diesel Injector Crowfoot Socket (Blue-Point®)

- Ford® 6.7 L Power Stroke® Diesel
- The design of the YA1140-21 allows it to rotate under the fuel line while the depth stop keeps it at the specified height to clear the plastic housing



YA1140-21

YA1140 Diesel Injector Crowfoot Socket Set (Blue-Point®)

- Set includes YA1140-1 and YA1140-21 (2 pc)
- 12-point, 17 mm Crows Foot design allows socket to slip onto the injector easily at any angle
- Design allows you to spin the socket under bent fuel lines
- Nose geometry reduces electrical connection damage
- The depth stop keeps the socket at the specified height
- Thick mass reduces flex and flare nut damage
- Design allows for clearance to torque the fitting without a torque adaptor

Injector Hold Down Fastener Tools

S6340E 3/8" Drive TORX® T40 Injector Hold Down Fasteners Bit Socket

- Manufactured from special alloy steel and heat-treated for optimum strength
- Snap-on® bits are designed with precise fit and tight tolerance to prevent slippage and disengagement
- Perfect length of 3-1/8" is ideal for removing and reassembly of Ford® Power Stroke® 6.0 L diesel injectors
- A regular length T40 bit socket is too short and a long T40 bit socket is too long when used with a ratchet or torque wrench and will not fit the application



S6340E



• Do not use chrome or industrial finish hand tools with impact drivers
• Read safety precautions on pages W1 to W4

DIESEL: FORD®/NAVISTAR®

Injector Line Sockets

FLS1417 Injector Line Socket Set

- Includes FLS3814 (14 mm) and FLS3817 (17 mm) Injector Line sockets

FLS3814 Injector Line Socket

- Socket allows easy and accurate torquing of injectors
- Unique flare nut socket design allows for easy access without damaging expensive injectors
- Open side allows over 180 degree rotation
- Thin enough to fit injector with wire loom attached
- Short enough to fit between engine and fender well
- Designed for use on BMW® N54, N63 and S63 engines
- 14 mm, 1/2" drive

FLS3817 Injector Line Socket

- Socket allows easy and accurate torquing of injectors
- Unique flare nut socket design allows for easy access without damaging expensive injectors
- Open side allows over 180 degree rotation
- Thin enough to fit injector with wire loom attached
- Short enough to fit between engine and fender well
- Designed for use on BMW® N54, N63 and S63 engines
- 17 mm, 1/2" drive



FLS1417

AUTOMOTIVE DIESEL



SWR3



S3624



A129



OFSKIT

Sensor and Filter Sockets

SWR3 Water Sensor Socket

- Easily remove/replace water sensor without damage when changing the fuel filter on 2001 present GM® 6.6 L DuraMax® diesel engines
- GM® 6.6 L Duramax® diesel engine applications include 2001 present Chevy®/GMC® pickups and Chevy®/GMC® medium duty trucks
- Manufactured from high strength, chemical-resistant glass filled nylon
- NOTE: Due to possible sensor distortion from previous incorrect removal/installation methods, the sensor may slip in the SWR3 during removal. Use to reinstall the sensor, when proper hand tightening is used
- 3/8" square drive

S3624 3/8" Square Drive Metric 24/36 mm Filter Flip Socket

- One tool will remove/install all three filter caps on Ford® 6.0 L Power Stroke® diesel powered vehicles such as super-duty series pickups, Econoline® vans and Excursions
- Use for removal and installation of the oil filter cap, primary and secondary fuel filter caps on these vehicles
- Not for impact use
- Requires optional 3/8" drive extension (FX1 or FXWP1 1-1/2" long)
- Additional 24 mm applications include Buick® vehicles: VVT-V6 Rendezvous Ultra, LaCrosse® CSX – Cadillac® vehicles: VVT-V6 CTS, STS, SRX – Saturn® vehicles: L-3000 V6
- Additional 35/36 mm applications include Audi®/Volkswagen®: VR6 engine – BMW®: 6, 8 and 12 cylinder engines – Mercedes-Benz®: diesel engines – Mini-Cooper®, Volvo®: 40 and 50 series, XC90 with 3.2L 6-cylinder engine
- Finish: nickel/chrome

A129 Diesel Fuel Filter Socket

- Use for removing and installing fuel filter housings
- 1-1/8" wrench size
- 3/8" drive

OFSKIT 4 pc Oil/Fuel Filter Socket Set

- Set includes A127 and A106 Oil Filter sockets, S3624 Filter Flip socket and A129 Cummins® Diesel Fuel Filter socket in storage tray

Applications

- A127 Oil Filter Socket – Remove and install 27 mm (1-1/16) oil filters on 2003 and later Mercedes-Benz® 1.8L 4 cylinder engines
- Additional applications include aftermarket oil filters with one nut at the top of canister
- A129 Cummins® Diesel Fuel Filter Socket – Use for removing and installing fuel filter housings found on 2002 and later Dodge® Ram® trucks with the 24-valve Cummins® diesel engine
- A106 Low Profile Oil Filter Socket
- GM® Ecotec®, 2.0L, 2.2L and 2.4L four-cylinder engines
- Saturn®: L-series (2001), Ion and Vue (2002 and later)
- GM®: Cavalier, Sunfire®, Grand AM, Sonoma, S10, Alero (2002 and later)
- Malibu®: 2002–2006
- Pontiac®: G6 and Solstice® (2006)
- Chevrolet®: HHR, Cobalt®, Cobalt SS (2006)
- Saab®: Some general applications
- S3624 Filter Flip Socket – One tool will remove/install all three filter caps on Ford® 6.0L Power Stroke® diesel powered vehicles such as Super-Duty® Series Pickups, Econoline® Vans and Excursions
- Use for removal and installation of the Oil Filter cap plus Primary and Secondary Fuel filter caps on these vehicles
- Additional 24 mm Applications
- Buick®: VVT-V6 Rendezvous Ultra, LaCrosse® CSX
- Cadillac®: VVT-V6 CTS, STS, SRX
- Saturn®: L-3000 V6
- Additional 35/36 mm Applications
- Audi®/Volkswagen®: VR6 engine
- BMW®: 6, 8 and 12 cylinder engines
- Mercedes-Benz®: diesel engines
- Mini-Cooper®
- Volvo®: 40 and 50 series, XC90 with 3.2L 6-cylinder engine

Fuel Sensor Wrenches

FRP1215 Fuel Rail Pressure Sensor Wrench

- Designed to remove fuel rail pressure sensors on 2006–2010 Duramax® LBZ and LMM diesel engines
- Cushioned grip for comfort
- Heat-treated for durability
- Flex-head handle for increased mobility
- Compact socket head fits into tight spaces



FRP1215

DIESEL: AUTOMOTIVE DIESEL

Injector Pullers

IPK1170 Injector Puller Kit

- Injector Puller Kit for GM® LB7 Duramax® Engines
- Pulls injector straight
- Pulls far enough to completely remove a stuck injector
- Saves time by reducing the likelihood of loosening the sleeves (up to 1/2 hour per sleeve)
- Removes sleeve from injector without damage



IPK1170

IPK1220 Injector Puller kit

- Removes diesel injectors on VW® and Audi® vehicles from 2000 present
- The correct tools all in one kit - no searching for shop tools
- Kit contains three adaptors with 2 lb slide weight on a 10" slide shaft
- Kit includes newest style adaptor that will keep this kit current for the next ten-plus years



IPK1220

IPK1330 Injector Puller kit

- Use to remove diesel injectors from GM® vehicles produced from 2004 to 2010 with an LLY, LBZ, or LMM Duramax® engine
- Pulls injector straight out without rocking
- Pulls far enough to completely remove a stuck injector
- Saves time and reduces the likelihood of damaging injector or head

IPK1400 Injector Puller kit

- Removes fuel injectors from GM® vehicles produced from 2009 to current with SIDI engines
- Works on many other makes and models of motor vehicles
- Designed to pull the injector straight out reducing the possibility of damaging the injector or head
- Pulls injector straight out without rocking
- Sturdy enough it won't slip off
- Saves time and reduces likelihood of damaging the head or injector

Metric Injector Sockets

S6128 Metric Injector Socket

- 30 mm, six-point. 2-1/16" bolt clearance. 7/16" opening depth, 2-11/16" long
- 7/8" external hex on drive end

S6104B Metric Injector Socket

- For diesel engines in VW® and Mercedes® vehicles
- 27 mm, 12-point
- Clearance bored to fit over fuel injector
- 1/2" drive. 3-1/4" long



S6104B

S6128

Flywheel Lock (Blue-Point®)

YA6925 Flywheel Lock for GM® Duramax® 6.6 Liter Engines (Blue-Point®)

- Works on 2001 and later 6.6 L Duramax® diesel truck engines
- Saves time by not removing the starter motor
- Holds the engine in place for high torque requirements
- Handle is visible to remind the technician that the engine is locked



YA6925

Turbo Vane Socket

TVS1240 Turbo Vane Socket (Blue-Point®)

- Split socket made from alloy steel and designed with additional strength
- Correct geometry to reduce the possibility of damaging the sensor
- Fits the confined location between the cold and hot sides of the turbo



TVS1240



• Do not use chrome or industrial finish hand tools with impact drivers
• Read safety precautions on pages W1 to W4

DIESEL FUEL SERVICE

EEDF400 Diesel EGR and Induction Cleaning System (Blue-Point®)

- The performance of clean diesel engines using cooled EGR and common rail injection can be adversely affected by soot and fuel deposits
- The EEDF400 System safely cleans the Diesel EGR circuit, coolers, intake, injectors, turbo charger and fuel system
- Converts cleaner into foam to better penetrate hard carbon
- Increases Cetane and enhances fuel atomization for more complete combustion
- Lowers emissions, smooths rough idle, improves fuel economy and performance
- Technical Support: 1-877-776-8486
- Note: A one-time purchase of the EEDF400M manifold is required to use the EEDF400 cleaning tool with some optional adaptors



EEDF400

Stock No.	Fluid Capacity	Input Pressure Minimum	Hose Length	Operating Temperature Range	Dimensions	Shipping Weight, lb
EEDF400	64 oz	60 PSI	7-1/2'	40-120 °F	16-1/2" L x 10-1/2" W x 11-3/4" H	10.8



EEDF400-1A



EEDF400-2



EEDF400-7A



EEDF400-19



EEDF400-22



EEDF400-23



EEDF400-24



EEDF400-25

Optional Accessories

EEDF400STR Diesel EGR and Induction Cleaning System (Blue-Point®)

- The performance of clean diesel engines using cooled EGR and common rail injection can be adversely affected by soot and fuel deposits
- The EEDF400 System safely cleans the Diesel EGR circuit, coolers, intake, injectors, turbo charger and fuel system
- Converts cleaner into foam to better penetrate hard carbon
- Increases Cetane and enhances fuel atomization for more complete combustion
- Lowers emissions, smooths rough idle, improves fuel economy and performance
- Technical Support: 1-877-776-8486
- Note: A one-time purchase of the EEDF400M manifold is required to use the EEDF400 cleaning tool with some optional adaptors

EEDF400-1A EGR Cleaning Adaptor

- EGR adaptor for Ford® 6.0 L engines
- Requires the EEDF400M (sold separately)

EEDF400-2 EGR Cleaning Adaptor (Blue-Point®)

- EGR Adaptor for Ford® 6.4 L Engines

EEDF400-7A EGR Cleaning Adaptor

- EGR Adaptor for Cummins® Engines (2007-2010)
- Requires EEDF400M (sold separately)

EEDF400-19 EGR Cleaning Adaptor (Blue-Point®)

- EGR Adaptor for Mercedes® Engines
- Requires use of EEDF400M (sold separately)

EEDF400-21 Adaptor EGR Exhaust VW®

EEDF400-22 Adaptor EGR Intake (Blue-Point®)

- EGR Adaptor for VW® 1.6L Engines
- Requires use of EEDF400M (sold separately)

EEDF400-23 Adaptor EGR Intake (Blue-Point®)

- EGR Adaptor for VW® and Passat® Engines
- Requires use of EEDF400M (sold separately)

EEDF400-24 Adaptor EGR Intake (Blue-Point®)

- EGR Adaptor for Mercedes® 3.0L Engines, 2012-2014
- Requires use of EEDF400M (sold separately)

EEDF400-25 EGR Cleaning Adaptor (Blue-Point®)

- EGR Adaptor for VW® 1.9L Engines
- Requires use of EEDF400M (sold separately)

EEDF400-27 Adaptor EGR Cummins® ISC 8.3 L

EEDF400-28 Adaptor Cummins® ISC, ISL, ISM

EEDF400-29 Adaptor EGR Cummins® ISX14

EEDF400-30 Adaptor EGR Cummins® ISX15

EEDF400-33 Adaptor EGR Mack® MP7-11 2007

EEDF400-34 Adaptor EGR Maxxforce® 7

EEDF400-36 Adaptor EGR International® DT466

EEDF400-37 Adaptor EGR MBE4000 12.8 L

- EEDF400-39 Adaptor EGR MBE900-904 7.2 L**
- EEDF400-51 Replacement Pressure Gauge**
- EEDF400-52 Replacement Regulator**
- EEDF400-53 Air Valve/Fluid Valve**
- EEDF400-54 Fill Port Cap**
- EEDF400-55 Fill Port O-Ring**
- EEDF400-506 Adaptor EGR E506 Slot Exhaust**
- EEDF400-520 Adaptor EGR Exhaust 2.31 IN Bolt**
- EEDF400-527 Adaptor EGR Exhaust E527 Bolt**
- EEDF400-528 Adaptor EGR Exhaust E528 Bolt**
- EEDF400-531 Adaptor EGR E531 Center Intake**
- EEDF400-532 Adaptor EGR E532 Center Intake**
- EEDF400-535 Adaptor EGR E535 Sensor Port**
- EEDF400-560 Adaptor EGR E560 Intake/Exhaust**
- EEDF400-565 Adaptor EGR 565 Intake Exhaust**
- EEDF400-571 Adaptor EGR E571 Hose Intake**
- EEDF400-572 Adaptor EGR E5572 Exhaust**
- EEDF400-576 Adaptor EGR E576 Center Intake**
- EEDF400-577 Adaptor EGR E577 Center Exhaust**
- EEDF400-581 Adaptor EGR E581 Intake**
- EEDF400-591 Adaptor EGR E591 Center Intake**
- EEDF400-592 Adaptor EGR E592 Inside Exhaust**
- EEDF400-617 Invalid Part**
- EEDF400-621 Adaptor EGR E621 Hose Intake**
- EEDF400-622 Adaptor EGR E622 Center Exhaust**
- EEDF400-627 Adaptor EGR E627 3.08 B Center Exhaust**
- EEDF400-628 Adaptor EGR E628 Center Intake**
- EEDF400-631 Adaptor EGR E631 Round 5 Hole Intake**
- EEDF400-636 Adaptor EGR E636 Round Intake**
- EEDF400-637 Adaptor EGR E636 Round Intake**
- EEDF400-638 Adaptor EGR E637 Round Exhaust**
- EEDF400-639 Adaptor EGR E639 Hose Exhaust**
- EEDF400-641 Adaptor EGR E641 Hose Intake**
- EEDF400-642 Adaptor EGR E642 2.25 ID Hose Exhaust**
- EEDF400-651 Adaptor EGR 651 Round Intake**
- EEDF400-655 Adaptor EGR E655 Hose Intake**
- EEDF400-656 Adaptor EGR E656 IRR Trap**
- EEDF400-657 Adaptor EGR E657 Round Plug Exhaust**
- EEDF400-676 Adaptor EGR E676 Center Intake**
- EEDF400-677 Adaptor EGR E677 Center Exhaust**
- EEDF400-683 Adaptor EGR E683 SQ 4 Hole Exhaust**
- EEDF400-684 Adaptor EGR E684 OCT 2 Hole Intake**
- EEDF400-686 Adaptor EGR E686 Round 3.12 Intake**
- EEDF400-692 Adaptor EGR E692 SQ 4 Hole Intake**

- EEDF400-EUR 9 pc European Vehicle Adaptor Set**
- Used with the EEDF400 Cleaning Tool
- Safer cleaning of Diesel EGR circuits, coolers, intakes, injectors, turbo charger and fuel systems on many European vehicles
- Can assist in lowering emissions, smoothing rough idle, and improving fuel economy and performance
- Technical Support 877-776-8486

- EEDF400-NA 7 pc Domestic Vehicle Adaptor Set**
- Used with the EEDF400 Cleaning Tool
- Safer cleaning of Diesel EGR circuits, coolers, intakes, injectors, turbo charger and fuel systems on many domestic vehicles
- Can assist in lowering emissions, smoothing rough idle, and improving fuel economy and performance
- Technical Support 877-776-8486

EEDF400M EGR Manifold



EEDF400-531



EEDF400-535



EEDF400-560



EEDF400-565



EEDF400-591



EEDF400-592



EEDF400-636



EEDF400-677

- Injector cleaner is flammable, avoid flames and sparks
- Read and follow all instructions
- Wear appropriate gloves and clothing
- Read safety precautions on pages W1 to W4



HEAVY DUTY TRUCK SERVICE TOOLS



S6160



S6194



S6190A



S6260



SHR20



S6197



S6199

Hand Sockets

S6160 1/2" Drive 12-Point Metric 12 mm Extra Long Head Bolt Socket

- Use on 1986 and later Nissan® engines with 12 mm head bolts
- 8" length reaches past cam and rocker assembly to service head bolts
- Thin-profile socket and shank will reach through access hole and past overhead camshaft
- Additional high torque applications include removal and installation of universal joint flange bolts on Ford®/Mercury® cars such as Mustang®, Crown Victoria®, Lincoln®, Ford Explorer®, Ranger® and F150/F250 trucks

S6194 1/2" Drive 12-Point Metric 12 mm Head Bolt Socket

- Use on Toyota® and Nissan® cars and trucks and Honda® cars with 12 mm head bolts
- 4-1/8" length reaches past cam and rocker assembly to service head bolts
- Thin-profile socket and shank reach through the access hole and past overhead camshaft
- Additional high torque applications include removal and installation of universal joint flange bolts on Ford® Explorer®, Ranger® and F150/F250 trucks

S6190A IPR Sensor Socket for Ford® Vehicles

- Ford® 6.0 L diesel injection pressure regulator (IPR) socket
- Use on 1994 and later Ford® 6.0 L diesel trucks and International® CT365, 530E and 466F
- Similar to Rotunda® part number 303-1112

S6260 1/2" Drive 12-Point SAE 1/2" Heavy-Duty Spicer® Drive Impact Socket

- For removal of heavy-duty Spicer drive shaft bolts that have 1/2" fasteners found on Kenworth®, Peterbilt® trucks and many other heavy-duty applications
- 8" long

SHR20 Oil Galley Drain Plug Socket

- For removing and installing oil galley drain plug on Caterpillar® 6 cylinder engines
- Galley plugs may leak and need to be removed so a new O-ring can be installed
- Low-profile design to get into tight applications
- Special alloy steel provides corrosion resistance
- 5/8" Hex Socket, six-point, 1-1/4" long

Impact Sockets

S6197 1/2" Drive 12-Point SAE 1/2" Heavy Duty Driveline Impact Socket

- Use on Kenworth®/Peterbilt® heavy-duty drivelines that use 1/2" fasteners
- Many other heavy-duty 1/2" applications as well
- Example: Socket will clear the weld yoke, when removing the cap screws holding the wing bushings to the end yoke
- 4-1/8" long

S6199 3/4" Drive U-bolt Impact Socket

- Most semi trucks use many 5/8" diameter U-bolts for springs and other suspension components
- Saves you time as you do not need to cut off the excess thread compared to using a standard 1-1/8" deep socket that is 3/4" drive
- Up to 2" longer than a standard deep socket to easily accommodate the excess thread length
- 1-1/8" wrench size, six-point, 3/4" drive, 5" long

S6217 3/4" Drive Head Bolt Impact Socket

- For head bolts on heavy duty trucks and buses with Mercedes® engine MBE900
- Clearance on certain Detroit Diesel® head bolts with the Mercedes® engine MBE900 require a thin-walled socket
- Height of socket helps the technician when using a torque wrench due to the length of torque wrench handle for clearance
- 17 mm, 3/4" drive, 12-point, 4-3/4" long



S6217

DW402C 3/4" Drive 6-Point SAE 1-1/4" Dayton Lug Nut

Impact Socket

- Use with socket retainers

S6216 3/4" Drive 12-Point Metric 16 mm Detroit Diesel® Engines Head Bolt Impact Socket

- For head bolts on Detroit Diesel® 50 and 60 series engines
- Tight clearances between some head bolts and the cylinder head casting require a thin walled socket – these engines are found in truck, bus, motor home, marine and heavy equipment
- The increased height of the socket allows for clearance between the drive tool (ratchet, breaker bar or torque wrench) and installed valve train components, allowing technicians access to head bolts from either side of the engine
- 4" long



DW402C

S6218 1/2" Drive Metric 18 mm Double Hex Socket

- Used in conjunction with a 1/2" drive impact gun to remove driveshaft bolts on Kenworth® semi trucks
- 18 mm 12-point 6" long socket
- Manufactured from special steel with higher alloy content
- Industrial finish helps protect against corrosion
- Precision-machined and heat-treated for optimum strength and durability



S6216

S6230 1/2" Drive 6-Point SAE 15/16" Impact Socket

- Flank Drive® wrenching configuration where the socket grips the fastener on the flanks/flats increasing torque by 15–20%
- Forged from tough alloy steel to increase safety, impact sockets are heat-treated to a lower hardness to add impact resistance and ductility
- Designed for Autocar® and CCC style dump trucks and garbage trucks that use the 30/36 spring brake chamber made by MGM® brakes
- When doing an emergency repair on the road or changing the diaphragm, the chamber needs to be caged before towing or disassembly
- Currently technicians are using a 15/16" wrench – this is time consuming and can be dangerous when servicing a broken down vehicle in traffic
- Length of the S6230 is designed to accommodate the very long threaded spring brake release stud assembly (release tool) in the brake chamber
- Standard deep 15/16" impact sockets are not long enough to fully engage the threads of the spring brake release stud assembly (release tool) in the spring brake chamber



S6230

SIML302 6-Point Impact Socket 5-5/8" long

- FLANK DRIVE® wrenching configuration
- Special alloy steel combines strength and durability

SIMML343 Extra Long Metric Impact Socket

- Use for removing and installing the lug nuts on Case® and International® Combines



SIML302



• Read safety precautions on pages W1 to W4



IM382CD



IMFDL242



IMSLE242A



IPRD20



S6213



S6220



S6221

Impact Sockets

IM382CD 6-Point Metric Shallow Impact Socket

- Assault Breacher Vehicle
- Utility Truck (Tamen: D00347K)
- Abrams M-1 Tank
- Bridge Launcher Carrier
- M1A2 Heavy Assault Bridge (hab)/Wolverine, 5420-01-430-4227
- Armored Vehicle Launch Bridge (M60A1 & M48A5)
- Combat Tank, Ft, 120 mm gun (M1A1)
- 30 mm, 3/4" drive

IMFDL242 3/4" Drive 12-Point SAE 3/4" Flank Drive® Deep Thin Wall Impact Socket

- Designed to remove the head bolts on Caterpillar® C12, C15, C16 and 3406Es where the front two and back two head bolts are positioned under the valve covers
- Clearance on certain Caterpillar® head bolts requires a thin walled socket that needs to be a certain length
- Additional applications include Detroit Diesel® main bearing cap bolts and 19 mm head bolts on Mercedes-Benz® MBE904/MBE906 EGR engines (2007 and later)
- Snap-on® impact sockets are heat treated to optimize impact service life with a lower hardness than hand sockets and are able to withstand repeated cycling loads of impact wrenches
- Snap-on® uses a proprietary blend of special alloy socket steel that provides long life and great strength
- Flank Drive® wrenching system delivers up to 20% more turning power without slipping or rounding while exceeding ANSI® performance standards

IMSLE242A Inverted TORX® Impact Socket

- For removing and installing head bolts on MaxxFace® 11 and 13 engines found on D15 International® Trucks from 2010 current
- Used for installation of shear type E24 bolts during alignment of suspensions on Hendrickson® and Dayton® trailers
- Manufactured from special alloy steel, precision forged and heat treated for optimum strength and durability

IPRD20 1/2" Drive 12-Point SAE 5/8" Low Profile Swivel Impact Socket

- Snap-on® impact sockets are heat-treated to optimize impact service life with a lower hardness than hand sockets and are able to withstand repeated cycling loads of impact wrenches
- Snap-on® uses a proprietary blend of special alloy socket steel that provides long life and great strength
- Flank Drive® wrenching system delivers up to 20% more turning power without slipping or rounding while exceeding ANSI® performance standards
- 30° uninterrupted swivel action, means greater accessibility in tight quarters, which allows easier and faster removal of stubborn fasteners
- Use on starter bolts on Cummins®, Caterpillar®, Detroit Diesel® and International® engines where housing is in the way when backing out the fastener using a standard length impact socket

S6213 1/2" Drive 12-Point Metric 13 mm U-Joint Strap Bolt Impact Socket

- Use for removal of 13 mm U-Joint strap bolts found on Volvo®, Mack® and other heavy-duty applications
- 8" long

S6220 C15 Impact Socket for Caterpillar® Engines

- Use on Caterpillar® C15 engine rocker stud bolts where the length of socket and broach depth of the socket are critical for the application
- 11/16", six-point, 1/2" drive configuration, 3-1/4" long

S6221 Fuel Injector Adaptor Impact Socket

- For removing and installing the fuel injector adaptor from the high-pressure rail and service the O-rings on Navistar® DT466/570, HT570 (DT9 and 10) engines
- Similar to the Navistar® OEM tool part number ZTSE4725
- 1-1/16" Hex, 1/2" drive

S6224 1/2" Drive 6-Point SAE 3/4" 30/30 Air Brake Chamber

Impact Socket

- Extra-long design allows quick and safe removal of long threaded brake release stud assemblies
- Snap-on® sockets using the Flank Drive® wrenching system grip the fastener on the flanks/flats which deliver 15–25% more turning power
- Snap-on® impact sockets are heat-treated to optimize impact service life with a lower hardness than hand sockets and are able to withstand repeated cycling loads of impact wrenches
- Snap-on® uses a proprietary blend of special alloy socket steel that provides long life and great strength



S6224

S6314 Extra-Long Impact Socket

- Manufactured from special alloy steel, precision forged and heat treated for optimum strength and durability
- Flank Drive® grips fastener on the flanks/flats increasing torque by 15-20% and prevents fastener from rounding and increases the life of the socket
- Socket overall length is 3-1/4



S6314

S6412 Drive Train Bolt Socket

- Remove drive train bolts on Ford® vehicles
- Hino® 268 Box Trucks
- International® 4200 VT365 Box Trucks
- 2007 Freightliner® M2 Trucks



S6412

S6413 1/2" Drive Heavy Duty Driveline Socket - 13 mm, 12 pt.

- 4-1/8" long
- Impact sockets are heat-treated to a low hardness range compared to chrome sockets, so that under heavy, continuous use, the impact socket will withstand the impact blows and wear rather than break
- 13 mm, 12 pt., 1/2" drive



S6413

S6624 Main Cap Bolt Socket

- For removing and installing the main cap bolts on 2007 and later DD13 and 15 Detroit Diesel® engines
- Overall length (5-3/4") and square drive (3/4") of this socket is critical due to the torque rating for this application
- Manufactured from special alloy steel, precision forged and heat treated for optimum strength and durability
- Flank Drive® wrenching system grips fastener on the flanks/flats, increasing torque by 15%–20%, prevents fastener from rounding and increases the life of the socket



S6624

SIM462TW Deep Impact Socket

- Designed to remove the lug nuts from Caterpillar® Model 793 mining trucks
- The 72 lug nuts on each wheel are spaced only 6 mm away from each other and the thin wall design of this socket accommodates easy removal
- Flank Drive® wrenching system grips the fastener on the flanks/flats, which delivers 15% 20% more turning power



SIM462TW

SIMM182 6-Point Metric Deep Impact Socket

- For removing and installing the head bolts on VT365 International® engines found in many delivery vehicles



SIMM182

SIMML180 6-Point Metric Extra Deep Impact Socket

- Remove and install the fuel tank hold down strap on International® 4400 chassis
- The fuel tank must be removed to replace the fuel sending unit
- 5" long to reach through the frame to access the fastener without the need of an extension

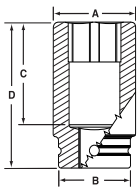


SIMML180



• Read safety precautions on pages W1 to W4

HEAVY DUTY TRUCK SERVICE TOOLS



204FIHC



FIHC140



FIHCM8

Hose Clamp Sockets

Set Contains: 204FIHC

Drive Size, inches	Stock No.		A	B	C	D	
3/8"	FIHC140	7/16	21/32"	11/16"	2-1/4"	2-3/4"	•
3/8"	FIHC160	1/2"	3/4"	3/4"	2-1/4"	2-3/4"	•
3/8"	FIHCM8	8 mm	12.9 mm	17.2 mm	57.1 mm	69.8 mm	•
3/8"	FIHCM10	10 mm	15.9 mm	17.2 mm	57.1 mm	69.8 mm	•

Set shown includes storage tray

Torque Adaptors

SRD35 Diesel Head Bolt Torque Adaptor

- Heavy Duty Truck: Eliminates the need to remove the truck/van cab from the chassis to access the rear head bolts saving the technician time
- When coupled with an SM18, 18 mm socket, the SRD35 can access all of the head bolts eliminating the need to change tools or remove the adaptor during the job
- Use of 3/4" drive ratchet/torque wrench transmits the high torque necessary to loosen and tighten head bolts, with less strain on the technician
- Eliminates the need to remove the truck/van cab from the chassis to access the rear head bolts, saving time and preventing damage to the rear heat shield



SRD35



SRDM624

- Eliminates the need to remove the evaporator housing, saving two hours of time and the additional cost of refrigerant added during air conditioning recharging
- Center to center length: 3-1/2"
- Overall length of 4-7/8"

SRDM624 Torque Adaptor

- Services the rear brake caliper mounting bracket assembly on 2007 Ford® F450/550 trucks
- Tool fits between the bracket bolt and frame to allow the use of a torque wrench to properly torque the bracket bolts
- 24 mm, 6" long, 12 point wrench design, 1/2" square drive

Slack Adjusters

BSA916 Slack Adjuster Wrench

- For brake service and slack adjuster installation on heavy-duty trucks equipped with Bendix® automatic slack adjusters
- Use to turn the manual adjuster hex
- Extra deep 9/16" hex allows reach to recessed adjusters
- 14-1/2" overall length helps to overcome the anti-reverse mechanism
- Turn over to reverse
- Includes protective vinyl boot



BSA916



HSA716

HSA716 Slack Adjuster Wrench

- For brake service and slack adjuster installation on heavy-duty trucks equipped with Haldex® automatic slack adjusters
- Use to turn the manual adjuster hex
- Extra deep 7/16" hex allows reach to recessed adjusters
- 14-5/8" overall length helps to overcome the anti-reverse mechanism
- Turn over to reverse
- Protective vinyl boot helps to keep contaminants out of the ratchet mechanism for extended tool life

Valve Adjusters

S6205 Valve Adjuster Socket

- See through window in its 14 mm socket to see the position of the 5 mm hex blade
- Faster valve adjustment time
- Sized for low clearance
- Made from heat treated steel
- Soft Grip Handle
- Applications include 2002 and later Mercedes-Benz® 900 series diesel engines and 2002 and later trucks and buses



S6205



S6206

S6206 Valve Adjuster Socket

- See through window in its 17 mm socket to see the position of the 6 mm hex blade
- Faster valve adjustment time
- Sized for low clearance
- Made from heat treated steel
- Soft Grip Handle
- Applications include 2002 and later Mercedes-Benz® 4000 series diesel engines and 2002 and later trucks and buses

Hand Sockets

Stock No.	Drive Size, inches	External Hex, (mm)	Outer Dia., inches (mm)	Hex Depth, inches (mm)	Length, inches (mm)
HXD22	1/2	22	0.94 (23.8)	0.70 (17.8)	1.50 (38.1)
HXD24	1/2	24	1.03 (26.2)	0.70 (17.8)	1.50 (38.1)

HXD22 Motorcycle Wheel Socket

- Essential for removing motorcycle front wheels
- Use torque wrench for axle torque specs
- Use breaker bar to remove difficult fasteners
- Applications: 2002 and later Kawasaki® motorcycles (ZX7R, ZRX1200, ZX12R and ZS6); 2002 and later Honda® motorcycle (CBR954RR); 2002 and later Triumph® motorcycle (955i)



HXD22

HXD24 Motorcycle Wheel Socket

- Essential for removing motorcycle front wheels
- Use torque wrench for axle torque specs
- Use breaker bar to remove difficult fasteners
- Applications: Suzuki® motorcycles (1300GSXR and 1000GSXR); Hayabusa® motorcycles (various models)



HXD24

S9704RHS Low-Profile Spark Plug Socket

- Low-profile socket easily reaches 13/16" spark plugs on muscle cars, ATVs, motorcycles, RVs and boats without interference from custom exhausts or chassis
- Spark plug extends through the socket for access in tight quarters
- Tapered hex design retains spark plug securely without rubber insert or magnet
- Spark plug is easily disengaged from socket by applying side pressure
- Use with open end or ratcheting box wrench on 13/16" external hex drive
- 1-1/4" length
- Applications:



S9704RHS

Small or big block Chevy, Ford® and Mopar® vehicles and other engines with 13/16" spark plugs and racing exhaust headers

S9724RHS Low-Profile Spark Plug Socket

- Low-profile socket easily reaches 5/8" (16 mm) spark plugs on muscle cars, ATVs, motorcycles and boats without interference from custom exhausts or chassis
- Spark plug extends through the socket for access in tight quarters
- Patented tapered hex design retains spark plug securely without rubber insert or magnet
- Spark plug is easily disengaged from socket by applying side pressure
- Use ratcheting box wrench on 5/8" external hex drive
- 1-1/16" length



S9724RHS

Adjusting Tools

HD6529 Ratcheting Hex Wrench (Blue-Point®)

- Reversible ratchet lever conveniently located for one-hand operation
- 3/16" hex bit is easily replaced if damaged
- Low-profile design for extra clearance between frame and engine
- Comfortable rubber grip will not scratch chrome
- 9-3/4" overall length for additional reach
- 1/4" hex drive, 3/16" hex bit for Harley-Davidson® Evolution® motor rocker box cover bolts



HD6529

NBAT1 Neck Bearing Adjustment Tool

- For neck bearing adjustment on Harley-Davidson® motorcycles
- Easily maneuvers between the triple clamp and frame
- Fits into the star adjustment nut, allowing technician to adjust the neck bearing play
- Tapered end allows easy access to the neck bearing adjusting star
- Screwdriver-style handle offers a comfortable grip
- 18-1/2" overall length
- Neck bearing adjustment is usually checked at the following service intervals: 1,000, 5,000, 15,000 and 25,000 miles or annually



NBAT1

HFTLRT Fuel Tank Lock Ring Tool Harley-Davidson®

- Allows access to the fuel filter and pump as the lock ring is connected to the pump
- Made of durable ABS plastic
- Competitive products are metal and can scratch the painted surface of the motorcycle



HFTLRT



- Do not use "cheater bars" on handles
- Do not use chrome or industrial finish hand tools with impact drivers
- Read safety precautions on pages W1 to W4

MOTORCYCLE SERVICE TOOLS




KAC1224TCA

Fuel Tank Cover

KAC1224TCA Motorcycle Gas Tank Cover

- Fits Harley-Davidson® Dyna, Softail® and Touring models
- Fits various models of Yamaha®, Victory®, Triumph® and Kawasaki® motorcycles plus many more
- Non-marring cover uses a non-abrasive inner liner that will not slide off



CYCLESET

Service Sets

CYCLESET 33 pc Motorcycle Tool Set

- Services most US manufactured motorcycles from battery service, cable and clutch adjustments, to gas tank and seat removal – covers roadside maintenance and emergency repairs
- Includes (1) gap gauge, (1) 3/8" drive 6-point SAE 13/16" shallow spark plug socket, (1) 1/4" internal drive x 3/8" external drive adaptor, (1) 1/4" drive 4" knurled extension, (6) 1/4" drive 6-point SAE shallow sockets (9/16, 1/4, 5/16, 3/8, 7/16 and 1/2"), (1) 1/4" drive sliding T-handle, (1) 12-point metric 10 mm short combination wrench, (2) 1/4" hex flat tip power bits, (1) 1/4" hex Phillips® #2 power bit, (5) 1/4" hex TORX® power bits (T15, T20, T25, T27 and T30), (2) 5/16" TORX® insert bits (T40 and T45), (5) 1/4" hex SAE power bits (1/8, 5/32, 3/16, 7/32 and 1/4"), (2) 5/16" hex SAE power bits (5/16 and 3/8"), (1) 1/4" drive magnetic bit socket, (1) 3/8" drive 6-point SAE 5/8" standard retention spark plug socket, (1) 8" adjustable wrench and (1) 1/4" drive standard ratchet
- Includes kit bag



CPT110A

General Service Tools



YA173B

CPT110A 3/8" Drive 6-Point Metric 17 mm VW® Transmission Drain Plug Socket

- Use on VW® transmission drain plugs
- Additional applications include removing front wheels on Triumph® Daytona® and America® motorcycles



SGSR104AR

YA173B Clip-on Style Angled Air Chuck (Blue-Point®)

- 1/4"-18 female NPT
- Spring loaded, trigger operated valve stem clip
- Maximum operating pressure is 200 PSI
- For use with air lines only – do not use on inflators



MT125A

SGSR104AR 4 pc Soft Grip Seal Removal Tool Set

- For use on transmissions, heater and vacuum hoses, oil pump drive shaft seals, injectors and fuel rail O-rings, inner tie rod rack boot and CV boot removal, fork seals and caliper dust boot assemblies on Harley-Davidson® and other motorcycles and steering racks and pumps

SGSR1AR thru SGSR4AR (4 pc) in a storage tray

MT125A Self-Powered Timing Light (Blue-Point®)

- Self powered timing light features a single 6' inductive pickup
- Quick attachment to spark plug wires on motorcycles, marine motors, snowmobiles, jet skis, small engines and other equipment that do not have easy access to a battery power source
- Can be used for automotive applications as well
- On/Off switch is located within thumb reach
- Maximum RPM of 2,000



EEPV503

Motorcycle Service Equipment

EEPV503 Motorcycle Compression Gauge Set

- Test motorcycles and recreational vehicles with hard-to-access spark plug ports
- Gauge assembly includes 2-3/4" diameter gauge and 18" flexible hose with quick coupler
- Includes EEPV5G10L, EEPV5G12L and EEPV5G14L



YA1715

YA1715 Motorcycle Jack (Blue-Point®)

- 1,500 lb capacity
- Low height of 4-1/2", maximum height of 14-3/4"
- Double rubber-lined pad provides extra protection to motorcycle
- Pull handle assists user to maneuver jack into position
- One foot operation for ease of use
- Safety straps to secure motorcycle



Wire Twisters

Cushion throat wire twisters feature a polyurethane filler that is bonded into the tool's cutter head to help prevent flying wire bits. A special undercut design helps maintain cutting edges and increases tool durability. Ideal for assembly line applications.



Wire Twister/Cutters

Stock No.	Description (Chart)	Overall Length, inches	Wire Capacity, inches	Wire Retainer
RWTP6	Reversible Wire Twister/Cutters	8-1/2	.020-.041	No
RWTP9	Reversible Wire Twister/Cutters	10-1/2	.020-.051	No
GA311C	Wide range of applications	10-1/2	.060	No
PR311	Similar to GA311C, but not spring loaded. Right hand only with manual return.	10-1/2	.060	No
WT11B	Small size for use in tight quarters	8-1/2	.041	No
WTR1A	Reversible Wire Twister/Cutters	8-3/4	.041	No
WTRW6A	Reversible Wire Twister/Cutters	8-3/4	.041	Yes
WTS6	Reversible Wire Twister	8-3/4	.041	Yes
WTG8	Reversible Wire Twister	8	.015-.031	No
WTG10	Reversible Wire Twister	10	.024-.047	No

Safety Wire

Stock No.	Wire Size, inches	Approximate Wire Length, ft.	Container
WT105-2004	.020	230	1/4 lb Spool
WT105-3204	.032	90	1/4 lb Spool
WT105-4204	.041	55	1/4 lb Spool
WT105-2016	.020	937	1 lb Canister
WT105-2516	.025	599	1 lb Canister
WT105-3216	.032	366	1 lb Canister
WT105-4116	.041	223	1 lb Canister
WT105-5116	.051	—	1 lb Canister



WT105-2016



WT105-2004

AVIATION: SPECIALTY SERVICE TOOLS

Aircraft Vacuum/Fuel Pump Wrenches

AVPW716 Aircraft Vacuum Pump Wrench

- Removes and replaces vacuum pump flange nuts on aviation and experimental aircraft
- Use with any 1/4" drive extension
- Easily fits into tight areas between the pump and nearby accessories
- Cut down head design adds greater flexibility than a wrench with a bent shank
- Applications Include: Cessna®, Skyhawk®, Skylane®, Stationair Piper®: Cub, Warrior®, Archer®, Seminole, Aztec, Navaho, Chieftain Mooney®: M20 series, M200 series, Ovation, Acclaim Beechcraft®: Bonanza®, Duchess, Baron® Cirrus: SR20 and SR22 aircraft



AVPW716

AFPW38 Aircraft Fuel Pump Wrench

- Small crowfoot which will remove and install the fuel primer/injector line on Continental® and Lycoming® engines
- Can be used with a 1/4" drive extension and will easily fit into tight areas



AFPW38



• Read and follow all safety messages and instructions
 • Read safety precautions on pages W1 to W4

AVIATION: SPECIALTY SERVICE TOOLS



AOFW2

Aircraft Oil Filter Wrenches

AOFW2 Aviation Oil Filter Wrench

- Oil filter wrench can be used for installing and removing oil filters on all standard general aviation aircraft with 1" hex oil filters
- Compact size allows for reach in restricted areas
- 3/8" drive torque wrench
- Please refer to Snap-on® SS306G Torque Chart for formula to obtain the correct applied torque



AOCO1

AOCO1 FOD Oil Can Opener

- Testing by Saybolt® laboratory proves this can opener eliminates a cause of FOD, eliminating costly downtime and repairs
- Using a screwdriver to open an oil can may leave metal debris in the oil, causing FOD to turbines
- Can opener is made of reinforced high-quality plastic designed to open a quart can of oil
- Durable, ergonomic, non-slip design is pocket size and can be attached to a key ring



IMTSX29

Fan Bolt Impact Socket

IMTSX29 External MORTORQ® Impact Socket

- Use on fan bolts found on Rolls Royce® engines used on Airbus® A380 jets

Aircraft Landing Gear Tools

LGSW125 Landing Gear Socket Wrench

- Used to remove and replace the landing gear harness thru bolt on Embraer® 190 aircraft
- 1-1/4" deep well socket with 1/4" slit cut into it allows the speed cable to pass through
- 3/8" square drive allows torque wrench to torque the nut to 80 in-lb
- Flex-head and overall length is 11-1/2"



LGSW125

LH100 Ratchet Spline Boxsocket Assembly

- Extended reach 1/2" drive ratchet with a pinned spline socket on one end and a box end spline wrench on the other

Torque Adaptors, mm (1/4" Drive)

TRDHM6 1/4" Drive 12-Point Metric Torque Adaptor

- Manufactured from special alloy steel
- Precision forged and heat treated for optimum strength and durability
- Double hex (12 point) allows socket to engage single hex fastener every 30 degrees rather than every 60 degrees, allowing for better access in restricted areas
- Center-to-center length on adaptor for easy torque calculations
- Design features radius edges which resist damage/nicks

TRDHM7 1/4" Drive 12-Point Metric Torque Adaptor

- Manufactured from special alloy steel
- Precision forged and heat treated for optimum strength and durability
- Double hex (12 point) allows socket to engage single hex fastener every 30 degrees rather than every 60 degrees, allowing for better access in restricted areas
- Center-to-center length on adaptor for easy torque calculations
- Design features radius edges which resist damage/nicks

TRDHM8 1/4" Drive 12-Point Metric Torque Adaptor

- Manufactured from special alloy steel
- Precision forged and heat treated for optimum strength and durability



TRDHM6

- Double hex (12 point) allows socket to engage single hex fastener every 30 degrees rather than every 60 degrees, allowing for better access in restricted areas
- Center-to-center length on adaptor for easy torque calculations
- Design features radius edges which resist damage/nicks

mm	Stock No.	A	B	C	D	E
6	TRDHM6	9.5	11.9	6.6	6.6	25.4
7	TRDHM7	9.5	11.9	6.6	6.6	25.4
8	TRDHM8	9.5	11.9	6.6	6.6	25.4

- For applications involving AS350/355 Airbus® Helicopters (formerly Eurocopter) known as A-star and Twin-Star helicopters in North America
- Used attached to a torque wrench on a hard to reach fastener

Hose Clamp Socket

AHCS1 Aircraft Hose Clamp Socket

- Use on hose clamps found on Lycoming®, TCM (Continental®) and other engines found on Cessna®, Piper® and Beechcraft® aircraft
- Slotted socket is for removing and installing the three different size thumb knobs found on aircraft hose clamps



AHCS1

- Competitive sockets only work on one size and have a rubber O-ring that can cause an FOD issue
- Manufactured from special alloy steel, precision forged and heat treated for optimum strength and durability
- 1/4" square drive

Electrical Connector Pliers

ACP8 Robo Connector Plier

- Pliers, Cannon Connector, angled head (30° offset), 1-5/8" capacity, 8" length, self-adjusting
- Self-adjusting electrical connector pliers with non-marring jaws make accessibility to confined areas much easier
- Range of 1/4"–1-5/8"
- 8" long
- Single-handed adjustable electrical connector pliers with non-marring jaws make accessibility to confined areas much easier



ACP8

Spline, Low Profile, inches

- Precision-crafted from special alloy steel for strength and durability
- Nickel Chrome finish helps protect against corrosion and makes it easy to wipe clean
- Unique spline wrenching configuration can be used on ordinary 6 and 12 point fasteners
- Ideal for use with torque wrenches
- Will save time and avoid clearance issues when working on propeller assemblies
- Works on a wide variety of Lycoming® and Continental® engines used in Piper®, Cessna® and Mooney® aircraft

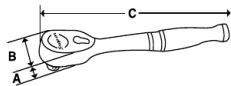
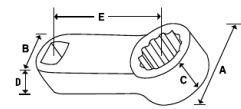
TI	Stock No.	A	B	C	D	E
5/8	FRESL20	22.8 (0.9)	18.8 (0.74)	4.7 (0.19)	10.9 (0.43)	50.8 (2)
11/16	FRESL22	25.1 (0.99)	18.8 (0.74)	4.7 (0.19)	10.9 (0.43)	50.8 (2)
3/4	FRESL24	1-5/64	3/4	7/16	3/16	2
7/8	FRESL28	1-1/4	3/4	7/16	3/16	2
15/16	FRESL30	33.9 (1.33)	18.8 (0.74)	4.7 (0.19)	10.9 (0.43)	50.8 (2)



FRESL20



FRESL30



FCY72



TFY72



TY72

HI-LOK® Fastener Ratchets

Stock No.	Square Drive, inches	Gear Teeth	Swing Arc	A	B	C	Repair Kit
FCY72	3/8	72	5°	7/16	15/16	4-5/8	RKRFCY72
TFY72	1/4	72	5°	7/16	15/16	6-1/4	RKRT841JT
TY72	1/4	72	5°	7/16	15/16	4-5/8	RKRTY72

OIL AND GAS SERVICE TOOLS

Generator Engine Sockets

- Socket is used in the Oil and Gas Industries to adjust valves on large generator engines
- Removes cover bolts and adjusts valves on Waukesha® VHP® series engines
- Sockets are used with a XO2830 7/8–15/16" standard length deep 60° offset wrench
- The offset on the wrench protects the user's hand during valve adjustment
- A retaining ring holds the socket onto the XO2830 wrench
- It holds it on the 7/8" part of the wrench as the sockets have a 7/8" male hex
- Retaining ring part number is ME7A87
- Manufactured from special alloy steel, precision forged and heat treated for optimum strength and durability
- Flank Drive® wrenching system grips fastener on the flanks/flat prevents fastener from rounding

TI	12	External Hex, inches
3/4	OG2824	7/8
7/8	OG2828	7/8



OG2824



OG2828



- Do not use "cheater bars" on handles
- Do not use chrome or industrial finish hand tools with impact drivers
- Read safety precautions on pages W1 to W4

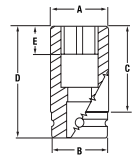
OIL AND GAS SERVICE TOOLS


Shallow Single Square Impact Sockets

- This “end effector” socket is used in the manufacturing of subsea and surface wellhead equipment for the oil and gas industry



IM748BC1.5



	Stock No.	Size, inches	A	B	C	D	E
1	IM632BC1.5	3/4	2-1/8	1-3/4	—	2-1/4	3/4
1-1/2	IM748BC1.5	1	2-7/8	2-3/8	1-5/8	3-1/2	7/8
1.66	IM753.1BC1.5	1	1-15/16	2-3/8	—	3-1/2	1-1/16
1	IM732BC1.5	1	2-1/8	2-1/8	—	2-3/4	3/4

Specialty Service Tools

APW10VLV Valve Persuader Wrench

- Refinery Wrench used in oil and gas downstream facilities
- Great universal multi-tool for numerous daily applications including 4” and 6” quick turns to open and close valves

ATSK3621 Hex to Square Adaptor

- ATSK3621 is used with the B2192 Impact Pentagon Socket to remove and tighten special bolts used by electrical utilities on pad mounted and sub-surface underground facilities
- 7/16” hex 1/2” square adaptor
- 3” long

GADW10VLV Valve Persuader Wrench

- Two tools combined into one convenient operator’s tool that can be used wherever valves are adjusted for flow and pressure
- 10” overall length supplies leverage while being compact enough to be easily carried
- Big-mouth adjustable wrench has large, 1-3/4” capacity
- 3/4” valve wheel wrench opening
- Precision hardened and anti-corrosion treated
- Easy-to-read size measurement scale: SAE on one side, metric on the other



APW10VLV




ATSK3621

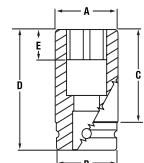


GADW10VLV

RAILROAD SERVICE TOOLS

Lag Screw Sockets

	Stock No.	A	B	C	D	E
1-1/8 x 7/8	5703747UPA	1-7/8	2-1/8	1-3/4	3-1/2	7/8
1	IM728NT	1-3/4	2-1/8	31/32	2-1/8	13/16
1-1/8	IM736NT	1-13/16	2-1/4	1-3/32	2-1/4	3/4



5703747UPA Rectangular Head Lag Socket

- For use on special rectangular head lag screws
- Rectangular head timber screw spikes are used to secure the rail anchor or rail clip
- The screw spikes are used by all railroads to varying degrees, but mainly the North American freight railroads (BNSF, NS, CSX, UPRR, KCS, CP Rail and CN Rail)
- The opening is 1-1/8 x 7/8” with a 1” square drive and can be used on an impact wrench



IM728NT



5703747UPA



IM736NT

IM728NT Lag Screw Socket

- 1” drive, 1” square

IM736NT Lag Screw Socket

- 1” drive, 1-1/8” square


Track Bolt and Frog Bolt Sockets



N8842



N8741

	Stock No.	Square Drive, inches
1-11/16	N8834	1
1-13/16	N8835	1
1-5/8	N8842	1
1-7/16	SIM746NT	1
2-3/16	N8741	1

N8741 Frog Bolt Socket

- 1” drive socket is used primarily for Frog bolt applications

Side Bearing Cage Socket

#	Stock No.	A	B	C	D	E
E20	N8913	1-5/32	1-5/8	3/4	1-3/4	1/2



N8913

N8913 Side Bearing Cage Socket

- Use this 3/4" drive E20 TORX® socket to service the breakoff portion of the side bearing cage bolt
- Installation of shear type E20 bolt during alignment of suspensions on Hendrickson® trailers

Railroad Torque Socket

II	Stock No.	A	B	C	D	E
3/4"	SIMDTSA402	2	1-21/32	3-1/2	5-7/16	13/16

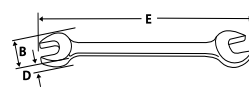


SIMDTSA402

SIMDTSA402 Railroad Torque Socket

Railroad Wrenches

II	Stock No.	B	D	E
13/16-7/8	GVO2628TH.20	1-11/16-1-13/16	7/32	10




GVO2628TH.20 Open End 1-11/16-1-13/16" Railroad Wrench

- Used on railroad auxiliary generator coupler nuts (EMD Locomotives)

M4431B Car Yard Inspector Wrench

- Tightens air brake external nuts and cover screws
- Incorporates four 12-point sockets (3/4", 7/8", 15/16" and 1") plus a 9/16" open wrench all-in-one tool
- Box end portion of wrench is 10-3/8" long
- Open end portion of wrench is 6-1/4" long



GVO2628TH.20

M4431B

NUT SPLITTERS

Hydraulic Nut Splitter

CG675 Manual Nut Splitter

- Nut splitter without the hydraulics
- Use for splitting nuts up to 3/4" across the flats
- Bar acts as a handle to hold tool securely

CG675HY 6 Ton Hydraulic Nut Splitter

- 6-ton of controlled hydraulic power for removal of frozen or corroded nuts up to 2H hardness and 1-3/4" across the flats or 2" hex on soft nuts
- Includes CG652 ram and pump set
- 1-1/2" stroke



CG675HY



NC52

Manual Nut Splitter

NC52 Manual Nut Splitter

- For splitting nuts up to 3/4" across the flats
- Bar acts as a handle to hold tool securely

CABLE CUTTERS

Hydraulic Cable Cutters

CG410HY Hydraulic Cable Cutter

- Cut steel cable up to 1-1/4" in diameter easily with up to 29-ton of force generated by this hydraulic package
- Hardened tool steel cutting blade and die make clean, square cuts and provide long, dependable service – both can be resharpened
- Includes CG420-2A pump, CG420-3-1 hose and CG420-4 coupler set

CG410 Manual Cable Cutter

- Cable cutter without the hydraulics
- Cut steel cable up to 1-1/4" in diameter
- The hardened tool steel cutting blade and die make clean, square cuts and provide long, dependable service
- Both can be re-sharpened

CG420-2A Single Stage Hydraulic Pump

- One-stage 20, 35 and 50 ton pump



CG410HY



- Read and follow all instructions
- Keep hands and body clear of cutter and splitter parts
- Read safety precautions on pages W1 to W4

No matter where you're at in your career, Snap-on® has a set-building tool package to suit your needs and help you get to the next level. Starting with our Apprentice Set, each successive tool set builds on the last. That means your collection can grow as your skills do, and vice versa.

THE RIGHT SET, RIGHT OUT OF THE GATE.

Starting out with a complete Snap-on® tool set tells everyone that this isn't just a hobby for you, but that you're in it for the long haul. We've assembled everything you need for the routine maintenance basics in our Apprentice Set: a balanced mix of 1/4", 3/8" and 1/2" square drive tools, wrenches, screwdrivers, pliers, punches and chisels. The second tool group includes more than 100 additional tools, for more advanced applications. As you continue to add to your tool box, you'll continue to add to your capabilities.





9100GSBO

U.S. Apprentice Set

Stock No.	Description	Page
106BTMX	6 pc 1/4" Drive Knurled Extension Set	106
124STMM	1/4" Drive 6-Point Metric Flank Drive® Shallow/Deep Socket Set	110
206AFX	6 pc 3/8" Drive Knurled Extension Set	141
209EFTXBY	9 pc Combination Drive TORX® Bit Heavy Duty Removal Socket Set	116
210EFTAMY	10 pc 1/4 and 3/8" Drive Metric Standard Hex Bit Socket Set	117
224SFFSM	24 pc 3/8" Drive Metric 6-Point Flank Drive® Shallow/Deep Combination Socket Set	146
AWP120	Adj. Joint Pliers	340
CSA8CR	7-5/8" Rigid Carbon Scraper	371
EECT4H	Circuit Tester	529
F80	3/8" Drive Dual 80® Technology Standard Handle Ratchet	136
FLF80A	3/8" Drive Dual 80® Technology Long Handle Flex-Head Ratchet	136
FU80B	Universal Joint	143
GLASS30R	Safety Glasses	740
HBBD24	24 oz Ball Peen Dead Blow Soft Grip Handle Hammer	358
OEXM710B	10 pc 12-Point Metric Combination Wrench Set	241

Stock No.	Description	Page
PHT5	Telescopic Magnetic Pickup Tool (Blue-Point®)	696
PL400B	4 pc Pliers/Cutters Set	336
PWCS7CF	Wire Stripper/Cutter/Crimper	344
S9706KA	3/8" Drive 6-Point SAE 5/8" Standard Spark Plug Socket	379
S9714MK	3/8" Drive 12-Point Metric 14 mm Flank Drive® Standard Spark Plug Socket	379
SGA173BR	10.30" Soft Grip Radiator Hose Pick	650
SGASA204CR	4 pc Soft Grip Miniature Pick Set	330
SGDX60BR	6 pc Combination Instinct® Soft Grip Screwdriver Set	305
SOXRRM710	10 pc Metric Flank Drive® Plus Reversible Ratcheting Combination Wrench Set	232
SPBS704A	4 pc Striking Prybar Set	332
T72	1/4" Drive Dual 80® Technology Standard Handle Ratchet	101
TF72	1/4" Drive Dual 80® Technology Standard Handle Flex-Head Ratchet	101
TMU8B	1/4" Drive Universal Joint	107
TPMA12	12' Tape Rule	695
UIM225	Telescoping Inspection Mirror (Blue-Point®)	697
UTK150	Auto Loading Utility Knife	367
YA160A	Ear Protectors (Blue-Point®)	739

9100GSBO Complete Apprentice Set

- Includes 9100GSO and KRA2055FPBO top chest

9100GSO Apprentice Set

- U.S. Apprentice set tools only
- Does not include top chest

9100GSM Metric Plus Apprentice Set

- 9100GS Set plus AWM110DK metric hex wrench Set (11 pc), 212FMY Metric 12-point socket Set (12 pc) and OEXM710B metric 12-point combination wrench set (10 pc)
- Does not include top chest



• Read safety precautions on pages W1 to W4

US SET 2



KRA4059FPB0



9000GS2

U.S. Set 2

Stock No.	Description	Page
1206GS	6 pc Combination Drive Adaptor Set	107
208EPIT	8 pc 3/8" Drive Impact Driver Set	158
305ASX	5 pc 1/2" Drive Extension Set	187
310TWMYA	10 pc 1/2" Drive 6-Point Metric Flank Drive® Shallow Socket Set	189
312CF	Heavy Duty Diagonal Cutter	337
313TSMYA	13 pc 1/2" Drive 6-Point Metric Flank Drive® Deep Socket Set	190
388ACF	8-5/16" High Leverage Diagonal Cutter	337
911ACF	Needle Nose Pliers	339
97ACF	Talon Grip™ Needle Nose Pliers	336
HBBD32	32 oz Ball Peen Soft Grip Dead Blow Hammer	358
HBFE24	Dead Blow 24-Ounce Soft Grip Hammer	357
OEXM210B	12-Point Metric 21 mm Flank Drive® Standard Combination Wrench	241
OEXM220B	12-Point Metric 22 mm Flank Drive® Standard Combination Wrench	241
OEXM240B	12-Point Metric 24 mm Flank Drive® Standard Combination Wrench	241
PPC710BK	11 pc Punch and Chisel Set	355
RXFMS606B	6 pc 6-Point Double End Metric Flank Drive® Flare Nut Wrench	256
S80A	1/2" Drive 80-Tooth Standard Handle Ratchet	183
SGHBF500A	4 pc Mixed File Set	368
SLF80A	1/2" Drive 80-Tooth Long Flex-Head Ratchet	183
SRPC107	7 pc Retaining Ring Pliers Set	342
TQFR250E	1/2" Drive Flex-Head TQ-Series Torque Wrench (40–250 ft-lb)	282

9200GSB Complete US Set 2

- Includes 9100GSO, 9000GS2 plus KRA4059FPB0 top chest

9200AGSO US Set 2

- U.S. Set 2 tools only
- Does not include tool storage

9000GS2 Add-on Group 2

- More than 100 pc in the add-on to 9100GSO apprentice set
- Does not include tool storage unit

US SET 3



KRA4008FPB0



KRA4059FPB0



9000GS30

U.S. Set 3

Stock No.	Description	Page
120STTM	20 pc 6-Point Shallow/Deep Set	110
208EFAY	8 pc 3/8" Drive SAE Hex Bit Standard Socket Set	156
222SFFS	22 pc 3/8" Drive 6-Point SAE Flank Drive® Shallow/Deep Combination Socket Set	146
313TSYA	13 pc 1/2" Drive 6-Point SAE Flank Drive® Deep Socket Set	190
313TWYA	13 pc 1/2" Drive 6-Point SAE Flank Drive® Shallow Socket Set	189
OEX711B	11 pc 12-Point SAE Flank Drive® Standard Combination Wrench Set	243
RXFS605B	5 pc 6-Point Double End SAE Flank Drive® Flare Nut Wrench Set	256
SL80A	1/2" Drive 80-Tooth Long Handle Ratchet	183
SOXRR707	7 pc SAE Flank Drive® Plus Reversible Ratcheting Combination Wrench Set	232

9300GSB0 Complete US Set 3

- U.S. Set 3 including tools and tool storage

9300GSO US Set 3

- U.S. Set 3 tools only
- Does not include tool storage

9000GS30 Add-on Group 3

- More than 100 pc in the add-on to 9200AGSO US Set 2
- Does not include tool storage

US SET 4



KRL756CPB0



KRL751PB0



9000GS40

U.S. Set 4

Stock No.	Description	Page
202IPFX	2 pc 3/8" Drive Impact Swivel Extension Set	160
204IMXA	4 pc 3/8" Drive Snap Ring Impact Extension	159
207IPFM	7 pc 3/8" Drive 6-Point Metric Flank Drive® Shallow Impact Swivel Socket Set	163
212IMFYA	12 pc 3/8" Drive 6-Point SAE Flank Drive® Shallow Impact Socket Set	160
214IMFYA	14 pc 3/8" Drive 6-Point Metric Flank Drive® Shallow Impact Socket Set	160
214SIMFYA	14 pc 3/8" Drive 6-Point Metric Flank Drive® Deep Impact Socket Set	162
304IMX	4 pc 1/2" Drive Impact Extension Set	197
309SIMYA	9 pc 1/2" Drive 6-Point SAE Flank Drive® Deep Impact Socket Set	200
315IMMYA	15 pc 1/2" Drive 6-Point Metric Flank Drive® Shallow Impact Socket Set	198
315SIMMYA	15 pc 1/2" Drive 6-Point Metric Flank Drive® Deep Impact Socket Set	200
IPF800B	3/8" Drive Impact Swivel Universal Joint	159

9400GSB0 Complete US Set 4

- US Set 4 including tools and tool storage and KRL756CPB0 roll cab

9400GSO US Set 4

- US Set 4 tools only
- Does not include tool storage

9000GS40 Add-on Group 4

- More than 250 pc in the add-on to 9300GSO US Set 3
- Does not include tool storage



• Read safety precautions on pages W1 to W4

US SET 5



KRL756CPB0



KRL751PB0



9000GS50

U.S. Set 5

Stock No.	Description	Page
202IPFX	2 pc 3/8" Drive Impact Swivel Extension Set	160
204IMXA	4 pc 3/8" Drive Snap Ring Impact Extension	159
207IPFM	7 pc 3/8" Drive 6-Point Metric Flank Drive® Shallow Impact Swivel Socket Set	163
212IMFYA	12 pc 3/8" Drive 6-Point SAE Flank Drive® Shallow Impact Socket Set	160
214IMFMYA	14 pc 3/8" Drive 6-Point Metric Flank Drive® Shallow Impact Socket Set	160
214SIFMYA	14 pc 3/8" Drive 6-Point Metric Flank Drive® Deep Impact Socket Set	162
304IMX	4 pc 1/2" Drive Impact Extension Set	197
309SIMYA	9 pc 1/2" Drive 6-Point SAE Flank Drive® Deep Impact Socket Set	200
315IMMYA	15 pc 1/2" Drive 6-Point Metric Flank Drive® Shallow Impact Socket Set	198
315SIMMYA	15 pc 1/2" Drive 6-Point Metric Flank Drive® Deep Impact Socket Set	200
IPF800B	3/8" Drive Impact Swivel Universal Joint	159
MG325	3/8" Drive Air Impact Wrench	479
MG725	1/2" Drive Heavy-Duty Air Impact Wrench	498

9500GSB0 Complete US Set 5

- US Set 5 including tools and tool storage

9500GSO US Set 5

- U.S. Set 5 tools only
- Does not include tool storage

9000GS50 Add-on Group 5

- More than 150 pc in the add-on to 9400GSO US Set 4
- Does not include tool storage



KRL722BPB0



9000GS60



KRL791APB0

U.S. Set 6

Stock No.	Description	Page
202IPFX	2 pc 3/8" Drive Impact Swivel Extension Set	160
204IMXA	4 pc 3/8" Drive Snap Ring Impact Extension	159
207IPFM	7 pc 3/8" Drive 6-Point Metric Flank Drive® Shallow Impact Swivel Socket Set	163
212IMFYA	12 pc 3/8" Drive 6-Point SAE Flank Drive® Shallow Impact Socket Set	160
214IMFMYA	14 pc 3/8" Drive 6-Point Metric Flank Drive® Shallow Impact Socket Set	160
214SIMFMYA	14 pc 3/8" Drive 6-Point Metric Flank Drive® Deep Impact Socket Set	162
304IMX	4 pc 1/2" Drive Impact Extension Set	197
309SIMYA	9 pc 1/2" Drive 6-Point SAE Flank Drive® Deep Impact Socket Set	200
315IMMYA	15 pc 1/2" Drive 6-Point Metric Flank Drive® Shallow Impact Socket Set	198
315SIMMYA	15 pc 1/2" Drive 6-Point Metric Flank Drive® Deep Impact Socket Set	200
CT761	14.4 V 3/8" Drive MicroLithium Cordless Impact Wrench Kit	463
CT8810A	18 V 3/8" Drive MonsterLithium Impact Wrench Kit	458
CT8850	18 V 1/2" Drive MonsterLithium Impact Wrench Kit	457
CTLED8850	18 V MonsterLithium Cordless LED Work Light	467
IPF800B	3/8" Drive Impact Swivel Universal Joint	159

- 9600GSB0 Complete US Set 6**
- U.S. Set 6 including tools and tool storage
- 9600GSO US Set 6**
- U.S. Set 6 tools only
 - Does not include tool storage

- 9000GS60 Add-on Group 6**
- More than 250 pc in the add-on to 9500GSO US Set 5
 - Does not include tool storage



• Read safety precautions on pages W1 to W4

METRIC SETS A



KRA4059FPBO



9100AGMO

Metric Sets A

Stock No.	Description	Page
122TSTY	22 pc 1/4" Drive SAE/Metric Twist Impact Socket Set	128
CDR8850H	1/2" 18 V MonsterLithium Cordless Hammer Drill Kit	459
DBTBC129	29 pc Cobalt Thunderbit® 135° Split Point Drill Bit Set (1/16–1/2")	499
E1020	19 pc Extractor Set (Blue-Point®)	389
EXDMS48	48 pc Master Extractor Set	389
HSG319	Bi Mold Soft Grip Handle Hacksaw	362
LHS606D	7 pc Hole Saw and Arbor Kit	505
PT200A	1/2 HP Die Grinder	475
PT210ADGK	Right Angle Die Grinder and Grinding Pads	—
PTS1000	Reciprocating Air Saw with Dual-Chuck Mechanism	475
RD20	21 pc Master Spindle Rethreading Set (Blue-Point®)	382
RTD48	48 pc Master Rethreading Tap and Die Set	380
SR40K	Tapered Bit Extractor Set	392
TDL8	8 pc Tap Socket Set (Blue-Point®)	387
TDTDM500A	76 pc Combination Tap and Die Set	383
TFTFM932A	Vinyl Storage Kit Pouch (Blue-Point®)	381
TORCH6	Miniature Butane Torch	—
VWB800D	8 pc Carbide Burr Set	509
YA769	Extractor Set (Blue-Point®)	393
YAS203A	3 pc Step Drill Set (Blue-Point®)	505

9100GMBO Complete Metric Set A

- More than 150 pc : includes 9100AGMO plus KRA4059FPBO top chest

9100AGMO Metric Basic Set A

- Tools only
- Includes a basic selection of ratchets, sockets, wrenches, screwdrivers, pliers, and accessories
- Does not include tool storage



Metric Sets B

Stock No.	Description	Page
307IPLMY	7 pc 1/2" Drive Metric Flank Drive® Shallow Impact Swivel Socket Set	202
307IPLY	7 pc 1/2" Drive SAE Flank Drive® Shallow Impact Swivel Socket Set	202
414AHD	15 pc 3/4" Drive 12-Point SAE Shallow General Service Socket Set	219
417IM	17 pc 3/4" Drive SAE 6-Point Flank Drive® Shallow Impact Socket Set	216
A91E	Strap Oil Filter Wrench	660
AWP160	Adjustable Joint Tongue and Groove Pliers	340
EECT424HD	24 V Digital Display Circuit Tester (4–49 V DC Range)	532
HBBD40	40 oz Dead Blow Ball Peen Soft Grip Hammer	358
HBFE56	56 oz Dead Blow Soft Grip Hammer	357
HDLUGSET2	Heavy Duty Lug Socket Set	601
IM62B	3/4" Drive 7" Impact Extension	215
IP82	3/4" Drive 3-5/32" Swivel Ball Impact Universal Joint	215
MG1250	3/4" Drive Heavy Duty Air Impact Wrench	474
OEX34B	12-Point SAE 1-1/16" Flank Drive® Standard Combination Wrench	242
OEX36B	12-Point SAE 1-1/8" Flank Drive® Standard Combination Wrench	242
OEX38B	12-Point SAE 1-3/16" Flank Drive® Standard Combination Wrench	242
OEX40B	12-Point SAE 1-1/4" Flank Drive® Standard Combination Wrench	242
OEX42B	12-Point SAE 1-5/16" Flank Drive® Standard Combination Wrench	242
OEX44B	12-Point SAE 1-3/8" Flank Drive® Standard Combination Wrench	242
OEX46B	12-Point SAE 1-7/16" Flank Drive® Standard Combination Wrench	242
OEX48B	12-Point SAE 1-1/2" Flank Drive® Standard Combination Wrench	242
PWZ3	21-1/2" Plier Wrench	273
QD3R250A	1/2" Drive Adjustable Click Type Torque Wrench (50–250 ft-lb)	280
SN36	1/2" Drive 36" Standard Handle Breaker Bar	186
SPBH54R	54" Heavy Duty Striking Prybar	332
YA4274A	Oil Filter Pliers (Blue-Point®)	660
YA4275	Oil Filter Pliers (Blue-Point®)	660

9200GMBO Complete Metric Set B

- Includes: 9100AGMO, 9000GM20 plus KRA4059FPBO top chest and KRA4008FPBO roll cab

9000GM20 Add-on Group B

- More than 200 pc
- Does not include tool storage

9200GMO Metric Set B

- More than 400 pc
- Does not include tool storage



• Read safety precautions on pages W1 to W4

METRIC SETS C



Metric Sets C

Stock No.	Description	Page
2004BSKA	4 pc Battery Service Kit	628
ATECH2FR100B	3/8" Drive Flex-Head TechAngle® Torque Wrench (5–100 ft-lb)	277
BK8500	Advanced Wireless Video Scope	540
CJ3PSA	3 pc Power Steering and Alternator Pulley Removal/Installation Set	402
EEFI500A	Master Fuel Pressure Kit	555
EEPV500	Compression Gauge Set	550
EEPV507	Oil Pressure Gauge Set	554
EEPV509	Cylinder Leakage Tester	554
EEPV511	Vacuum Pressure Gauge Set	554
ML6000COMBO	Cam Clamp Set (Blue-Point®)	668
OFC14KT	14 pc Heavy-Duty End Cap Filter Wrench Set	662
OFKIT	5 pc Master Oil Funnel Kit	663
PT210ADGK	Right Angle Die Grinder and Grinding Pads	—
RADKITPLUSA	Cooling System Vacuum/Filler (Blue-Point®)	644
S6132A	3/8" Drive Metric Valve Cover Bolt Socket	670
S6194	1/2" Drive 12-Point Metric 12 mm Head Bolt Socket	428
SVTS272	Cooling System Tester	645
SWR102	Oxygen Sensor Wrench Set	560
TGIFS1	20–160 PSI Tire Gauge Inflator	592
YA470C	Manual Bearing Packer (Blue-Point®)	665
YA6490A	Harmonic Damper Pulley Puller (Blue-Point®)	402

9300GMBO Complete Metric Set C

- Includes: 9200GMO, 9000GM30 plus KRL751PBO tool chest and KRL756APBO roll cab

9300GMO Metric Set C

- More than 600 pc : includes all tools in 9200GMO and 9000GM30
- Does not include tool storage

9000GM30 Complete Metric Set C

- More than 200 pc in the add-on set to the 9200GMO Set
- Tools only
- Does not include tool storage



Metric Sets D

9000GM40

Stock No.	Description	Page
102STMML	2 pc 1/4" Drive 6-Point Metric Flank Drive® Long Socket Set	110
2007BFB	7 pc Body Hammer Set	709
ASG103BR	3 pc Instinct® Trim Pad Tool Set	713
ASGD102BR	2 pc Dished Trim Pad Tool Set	713
AVS30	Aviation Snips Set	710
CD12A	Combination Tin Snips (Blue-Point®)	710
CDR761A	14.4 V 3/8" MicroLithium Cordless Drill Kit	—
CJ1200	Puller Set, Slide Hammer	708
EFPBONEHEDB	White Skull Extreme Face Protector	739
FAR2500	1/4" Drive Mini Air Ratchet	474
HR-26PKC	Industrial Hand Rivet Tool Kit (Blue-Point®)	712
JCW95BR	Adjustable Bucket Seat Creeper	685
NOZZLEPG1	Pistol Grip Water Nozzle	735
PBN500	5 pc Non-Marring Prybar Set	333
PKN500	5 pc Non-Marring Scraper Set	371
PS4612	6" Low Vibration Orbital Palm Sander	492
PT210ADGK	Right Angle Die Grinder and Grinding Pads	—
PT250A	3" Cut-Off Tool	488
PT280THUGA	Crud Thug® Removal Air Tool	496
PTS1000	Reciprocating Air Saw with Dual-Chuck Mechanism	475
SHCP2	Remote Hose Clamp Pliers	650
UTS105A	5 pc Door and Trim Panel Tool Set (Blue-Point®)	713
VGP104	Autobody/Welding Locking Pliers Set (Blue-Point®)	579
YA22345KT	Stud Gun Dent Puller Kit	581

9400GMBO Complete Metric Set D

- Includes: 9300GMO, 9000GM40 plus KRL751PBO top chest, KRL756CPBO roll cab and KRA276D wall cabinet

9400GMO Metric Set D

- More than 800 pc : includes all tools in 9300GMO and 9000GM40
- Does not include tool storage

9000GM40 Add-on Group D

- More than 175 pc in the add-on set to 9300GMO Set C
- Does not include tool storage



• Read safety precautions on pages W1 to W4

SB1CORE, SB2COREX SETS



SB1CORE

Stock No.	Description	Page
106BTMX	1/4Dr Knr Ext Set (1-1/4-11In)	106
124STTMM	1/4Dr 24Pc 6Pt Shl/Dp Sktset	110
206AFX	6Pc 3/8Dr Fric Bll Ext Set	141
209EFTXBY	9Pc Hvy Duty Torx Dr Set	116
210EFTAMY	10Pc Hx Met Dr Set	117
224SFFSM	3/8Dr 24Pc 6Pt Shl/Dp Sktset	146
AWP120	Pliers	340
CSA8CR	Red 7-5/8In Rig Car Scra	371
EECT4H	Circuit Test 6 And 12V Blk	529
F80	3/8Dr 80T Std Rat	136
FLF80A	3/8Dr 80T Lng Flx Rat	136
FU80B	Universal Joint	143
GLASS30R	Red Sfty GlS	740
HBBD24	Dead/Blw 24Oz Bpeen Sft/Gr Hm	358
OEXM710B	10Pc 12Pt Met Comwrset	241
PHT5	Magnetic Pick-Up Tool	696
PL400B	Plier Set	336
PWCS7CF	7In Sm Gau Wire Strpr Crmp Cut	344
S9706KA	3/8 Drive, 5/8 Sp Plug Socket	379
S9714MK	14Mm Spark Plug Socket 12Pt	379
SGA173BR	10.30In S/Gr Rad Hose Pck	650
SGASA204CR	Mini Pick Set 4Pc Red	330
SGDX60BR	6Pc Combo Ins S/Gr Red Sd Set	305
SOXRRM710	10Pc Met Rat F Dr Comwrset	232
SPBS704A	4Pc Striking Prybar Set Black	332
T72	1/4Dr 72T Std Rat	101
TF72	1/4Dr 72T Std Flx Rat	101
TMU8B	Universal Joint	107
TPMA12	12Ft Standard Tape Measure	695
UIM225	2-1/4"Di.mirror	697
UTK150	Auto Load Util Knf	367
YA160A	Ear Prot	739

SB2COREX

Stock No.	Description	Page
1206GS	6Pc Com Dr Adp Set	107
208EPIT	3/8Dr 8Pc Imp Dr Set	158
305ASX	5Pc 1/2Dr Ext Set (2In-11In)	187
310TWMYA	10Pc 6Pt Shl Sktset	189
312CF	11In Hd Diagonal Cutter	337
313TSMYA	1/2Dr 13Pc 6Pt Dp Sktset	190
388ACF	8-5/16In Hi Lev Diag Cutter	337
911ACF	11In Long Nose Pliers	339
97ACF	8In Long Nose Pliers	336
HBBD32	Dead/Blw 32Oz Bpeen Sft/Gr Hm	358
HBFE24	Dead/Blw 24Oz Sft/Gr Hm	357
OEXM210B	12Pt 21Mm Std Comwr	241
OEXM220B	12Pt 22Mm Std Comwr	241
OEXM240B	12Pt 24Mm Std Comwr	241
PPC710BK	11Pc Pnch/Chsl Set	355
RXFM5606B	6Pc Set-6Pt Dbl/End Flrnt Wr	256
S80A	1/2Dr 80T Std Rat	183
SGHBF500A	4Pc Mix File Set	368
SLF80A	1/2Dr 80T Lng Flx Rat	183
SRPC107	Snap Ring Pliers Set	342
TQFR250E	250 Ftlb Torq Wrench	282



OVERVIEW 452

CORDLESS 454

AIR 473

ACCESSORIES 497

POWER TOOLS

“We're always looking at how to make the tools lighter, more efficient and more powerful.”

Ann Carroll
Murphy, NC Plant



**THE TRUE POWER
OF THESE TOOLS IS
HOW WELL
THEY'RE MADE.**

Whether they're powered by compressed air or lithium batteries, our power tools are engineered to get the job done. No matter how long it takes. Each is designed to provide the torque you need for any given application — not too much, and definitely not too little. Of course, like all Snap-on® tools, they're also built to last.

The right balance of power, comfort and control.

Power means nothing without the ability to control it, and to be able to use the tool for hours on end. That's why our power tools not only deliver the torque, they're ergonomically designed with multifunctional controls, easy operation and better overall balance for maximum comfort. All day long.



POWERFUL TORQUE

Snap-on® power tools provide maximum power-to-weight ratios, meaning you get the brute strength you need without the heaviness of other power tools.



CORDLESS, NOT GUTLESS

From our 18 V MonsterLithium to our 14.4 V MicroLithium, our cordless batteries provide the most power and run time in their class.



COMPACT DESIGN

Removing unnecessary bulk helps you reach restrictive areas and access spots that only hand tools used to get to.



BALANCE

A well-positioned handle means better overall balance, which means better control and productivity.



ERGONOMICS

Every tool is designed for comfort, to allow all-day usage.



DURABILITY

Drop testing and other quality assurances mean our power tools are built to last.

Heavy-duty power combined with untethered freedom – that’s what you get with Snap-on® cordless tools. The perfect solution for low, medium and high torque applications, they’re lightweight, comfortable and made with higher-grade materials inside and out for ultimate durability and longevity.

A FULL BATTERY OF BATTERIES.

Our 18 V MonsterLithium batteries provide light weight and long usage, and contain high-grade lithium cells. As well as a built-in fuel gauge and a micro-controller that protects the motor from overheating. Our 14.4 V MicroLithium batteries charge in just 55 minutes, decreasing downtime considerably.



Cordless Impacts

Specifications	CT8850	CT8810A	CT761A	CT725A
Battery Type	MonsterLithium 4.0 Ah	MonsterLithium 4.0 Ah	MicroLithium 2.0 Ah	MicroLithium 2.0 Ah
Battery Voltage	18	18	14.4	14.4
Square Drive, inches (mm)	1/2 (13)	3/8 (10)	3/8 (13)	1/4 (6)
Torque Output, ft-lb (N•m)	600 (813)	230 (311.8)	120 (163)	70 (95)
Blows Per Minute, BPM	2280	3480	3,000	3,000
Free Speed, RPM	1900	2400	2,500	2,500
Height w/Battery, inches (mm)	10.2 (259)	9.5 (241)	7.7 (195)	7.7 (195)
Length, inches (mm)	9.6 (244)	6.5 (165)	6.3 (160)	6.3 (160)
Weight w/Battery, lb (kg)	7.3 (3)	4.5 (2.4)	2.5 (1.1)	2 (0.9)
Charge Time (minutes)	60	60	55	55
Warranty (battery)	2 Years	2 Years	1 Year	1 Year
Warranty (tool and charger)	2 Years	2 Years	1 Year	1 Year
Pinned Anvil Version	CT8850P	CT8810AP	—	—
Quick Change Chuck Version (hex size of chuck)	CT8850QC (7/16)	CT8810AQC (1/4)	CT761AQC (1/4)	CT725AQC (1/4)
Tool Only	CT8850DB	CT8810ADB	CT761ADB	CT725ADB

TC€

Drills/Drivers

Specifications	CDR8850H	CDR8815	CDR761B	CDRR761	CTS761A
Battery Type	MonsterLithium 4.0 Ah	MonsterLithium 4.0 Ah	MicroLithium 2.0 Ah	MicroLithium 2.0 Ah	MicroLithium 2.0 Ah
Battery Voltage	18	18	14.4	14.4	14.4
Chuck Cap., inches (mm)	1/2 (13)	1/2 (13)	3/8 (10)	3/8 (10)	1/4 (6)
Torque Output, in-lb (N•m)	450 (50.9)	500 (57)	150 (16.9)	150 (16.9)	150 (17)
Clutch Settings	22	22	9	9	9
Gear Box Type	2-speed	2-speed	2-speed	2-speed	2-speed
RPM (Low)	0–500	0–520	400	400	0–400
RPM (High)	0–1,800	0–1780	1,400	1,400	1,400
Length, inches (mm)	10 (39.4)	8.8 (22.4)	7.5 (190.5)	13.3 (337.8)	5.8 (147.3)
Weight w/Battery, lb (kg)	5.2 (2.3)	4.75 (22.4)	2.4 (1.1)	3.1 (1.4)	2 (0.9)
Charge Time (minutes)	60	60	55	55	55
Warranty (battery)	2 Years	2 Years	1	1	1
Warranty (tool and charger)	2 Years	2 Years	1	1	1
Tool Only	CDR8850HDB	CDR8815DB	CDR761BDB	CDRR761DB	CTS761ADB

TC€

Reciprocating Saw

Specifications	CTRS8850	CTRS761A
Battery Type	MonsterLithium 4.0 Ah	MicroLithium 2.0 Ah
Battery Voltage	18	14.4
Stroke Length, inches (mm)	1 (25.4)	0.50 (12.7)
Strokes Per Minute	2,400	3,100
Length, inches (mm)	18 (457)	12 (304)
Height w/Battery, inches (mm)	8.25 (210)	—
Weight With Battery Pack, lb (kg)	7.7 (3.4)	3.2 (1.5)
Charge Time (minutes)	60	55
Warranty (battery)	2 Years	1 Year
Warranty (tool and charger)	2 Years	1 Year
Tool Only	CTRS8850DB	CTRS761ADB

Adhesive Gun

Specifications	CAG8850DBKIT
Battery Type	MonsterLithium 4.0 Ah
Battery Voltage	18
Weight w/Battery, lb (kg)	2.7 (1.2)
Actuation	Manual Feed
Adhesive Output	2.2 lb Per Hour
Adhesive Stick	1/2" Round
Nozzle Type	Ball Check
Stroke: Grams Per Squeeze	1.2
Service Rating	Industrial
Temperature	350 °F Nominal, 380 °F Maximum
Temperature Control	Solid State
Warranty	2 Years



• Read and follow safety messages for each type of Cordless Tool on the following pages and the safety precautions on pages W1 to W4

CORDLESS: QUICK REFERENCE CHART

Polishing/Prep Tools

Specifications	CTPP761A
Battery Type	MicroLithium 2.0 Ah
Battery Voltage	14.4
Spindle Thread, inches	5/16"-24 UNF
Disc Pad, inches (mm)	3 (76)
Free Speed, RPM, Low (High)	0-3,500 (0-15,000)
Charge Time (minutes)	60
Weight w/Battery, lb (kg)	1.8 (0.8)
Length, inches (mm)	5.2 (132)
Height, inches (mm)	7.8 (198.1)
Width, inches (mm)	1.9 (48.5)
Warranty (Battery)	1 year
Warranty (Tool and Charger)	1 year
Tool Only	CTPP761ADB

18 V Grease Guns

Specifications	CGG8850
Operating Power, V	18
Low Output Pressure, PSI (bar)	7500 (517)
High Output Pressure, PSI (bar)	3000 (206)
Grease Reservoir Capacity, oz (g)	14.5 (411)
Hose Length, inches (mm)	30 (762)
Operating Temperature, °F (°C)	0-122 (-18-50)
Operating Current, A	4
Rated Current, A	5
Lubricant (Grease)	Up to NLGI #2
Grease Output Low, oz/min (g/min)	3.8 (108)
Weight w/Battery, lb (kg)	8.0 (3.6)

Specifications	CGG8850
Sound Pressure Level, dBA	72.5
Uncertainty K, dBA	3
Sound Power Level, dBA	83.5
Uncertainty K, dBA	3
Vibration Level, m/s ²	1.4
Warranty Tool, years	1
Warranty Tool, years	2
Battery	CTB8185 (1)
Charger	CTC720
Tote Bag	CTUTOTEABK
Tool Only	CGG8850DB

Grinders/Cut-off Tools

Specifications	CTGR8850	CTGR8855
Battery Type	MonsterLithium 4.0 Ah	MonsterLithium 4.0 Ah
Battery Voltage	18	18
Wheels, inches	4-1/2 or 5	4-1/2 or 5
Arbor Size, inches (mm)	7/8 (22)	7/8 (22)
Free Speed, RPM	8,000	8,000
Charge Time (minutes)	60	60
Switch Type	Slide Switch	Safety Switch
Length w/battery, inches (mm)	16.5 (419)	16.5 (419)
Weight w/Battery, lb (kg)	5.7 (2.4)	5.5 (2.5)
Warranty (battery)	2 Years	2 Years
Warranty (tool and charger)	2 Years	2 Years
Tool Only	CTGR8850DB	CTGR8855DB

14.4 V Microlithium Cordless Ratchets

Specifications	CTR761C	CTR714A
Battery Type	MicroLithium 2.0 Ah	MicroLithium 2.0 Ah
Battery Voltage	14.4	14.4
Square Drive, inches (mm)	3/8 (10)	1/4 (8)
Torque Output, ft-lb (N•m)	40 (54)	35 (47)
Free Speed, RPM	275	350
Charge Time (minutes)	55	55
Weight w/Battery, lb (kg)	2.5 (1.1)	2 (.91)
Height w/Battery, inches (mm)	12.2 (310)	10.75 (273)
Warranty (battery)	1 Year	1 Year
Warranty (tool and charger)	1 Year	1 Year
Tool Only	CTR761CDB	CTR714ADB



CT8850



CT88500



CT8850HV



CT8850G

Cordless Impacts

CT8850 18 V 1/2" Drive MonsterLithium Impact Wrench Kit

- 600 ft-lb of torque output breaks stubborn fasteners loose easily
- Digital microprocessor-controlled switch, maximizes performance, run time and durability
- Built-in brake stops anvil and prevents tool from throwing fasteners and sockets
- Super bright 1 W LED illuminates work area
- USB Built into charger
- Includes (2) MonsterLithium batteries, charger and tote bag

Specifications	CT8850	CT88500	CT8850HV	CT8850G
Battery Type	MonsterLithium 4.0 Ah	MonsterLithium 4.0 Ah	MonsterLithium 4.0 Ah	MonsterLithium 4.0 Ah
Battery Voltage	18	18	18	18
Charge Time (minutes)	60	60	60	60
Square Drive, inches (mm)	1/2 (13)	1/2 (13)	1/2 (13)	1/2 (13)
Anvil Type	Friction Ring	Friction Ring	Friction Ring	Friction Ring
Torque Output, ft-lb (N•m)	600 (813)	600 (813)	600 (813)	600 (813)
Blows Per Minute, BPM	2280	2280	2280	2280
Free Speed, RPM	1900	1900	1900	1900
Length, inches (mm)	9.6 (244)	9.6 (244)	9.6 (244)	9.6 (244)
Weight w/Battery, lb (kg)	7.3 (3)	7.3 (3)	7.3 (3)	7.3 (3)
Warranty (battery)	2 Years/1,000 Cycles	2 Years/1,000 Cycles	2 Years/1,000 Cycles	2 Years/1,000 Cycles
Warranty (tool and charger)	2 Years	2 Years	2 Years	2 Years
Pinned Anvil Version	CT8850P	CT8850P	CT8850P	CT8850P
Quick Change Chuck Version (hex size of chuck)	CT8850QC (7/16)	CT8850QC (7/16)	CT8850QC (7/16)	CT8850QC (7/16)
Tool Only	CT8850DB	CT8850DB	CT8850DB	CT8850DB
Battery (qty)	CTB8185 (2)	CTB8185 (2)	CTB8185 (2)	CTB8185 (2)
Tote Bag	CTUTOTEABK	CTUTOTEABK	CTUTOTEABK	CTUTOTEABK
Battery Charger	CTC720	CTC720	CTC720	CTC720
Optional Protective Boot	CT8850BOOT	CT8850BOOT	CT8850BOOT	CT8850BOOT

CE



- Use only impact sockets and accessories with impact wrenches
- Read safety precautions on pages W1 to W4

CORDLESS: 18-VOLT IMPACT WRENCHES



CT8810A



CT8810AG



CT8810AO



CT8810AHV

CT8810A Series 18 Volt Impact Wrenches (3/8")

18 V 3/8" Drive MonsterLithium Impact Wrench Kit

- Provides an incredibly powerful 230 ft-lb of torque at a lightweight 4.25 lb
- High-capacity 72 watt-hour, 18 V MonsterLithium battery for long run time
- The CT8810A can remove 544 bolts tightened at 200 ft-lb on one battery charge
- Cold-formed, alloy steel anvil for maximum durability
- The digital fuel gauge and micro-controller in the lithium battery monitors temperature and amperage to prevent motor overheating
- Ergonomics designed into the over-molded grip and cushion-mounted motor provides continuous use without fatigue
- A portable powerhouse that will withstand the toughest conditions whether in or out of the shop
- Kit includes (2) batteries, charger and tote

Color	Red	Green	Orange	Hi-Vis
Specifications	CT8810A†	CT8810AG	CT8810AO	CT8810AHV
Description	18 V 3/8" Drive MonsterLithium Impact Wrench Kit	18 V 3/8" Drive MonsterLithium Impact Wrench Kit	18 V 3/8" Drive MonsterLithium Impact Wrench Kit	18 V 3/8" Drive MonsterLithium Impact Wrench Kit
Battery Type	MonsterLithium 4.0 Ah	MonsterLithium 4.0 Ah	MonsterLithium 4.0 Ah	MonsterLithium 4.0 Ah
Battery Voltage	18	18	18	18
Square Drive, inches (mm)	3/8 (10)	3/8 (10)	3/8 (10)	3/8 (10)
Anvil Type	Friction Ring	Friction Ring	Friction Ring	Friction Ring
Torque Output, ft-lb (N•m)	230 (311.8)	230 (311.8)	230 (311.8)	230 (311.8)
Blows Per Minute, BPM	3,480	3,480	3,480	3,480
Free Speed, RPM	2,400	2,400	2,400	2,400
Charge Time (minutes)	60	60	60	60
Length, inches (mm)	6.5 (165)	6.5 (165)	6.5 (165)	6.5 (165)
Weight w/ Battery, lb (kg)	4.5 (2.4)	4.5 (2.4)	4.5 (2.4)	4.5 (2.4)
Warranty (battery)	2 Years/1,000 Cycles	2 Years/1,000 Cycles	2 Years/1,000 Cycles	2 Years/1,000 Cycles
Warranty (tool & charger)	2 Years	2 Years	2 Years	2 Years
Pinned Anvil Version	CT8810AP	—	—	CT8810AP
Quick Change Chuck Version (hex size of chuck)	CT8810AQC (1/4")	—	—	CT8810AQC (1/4")
Tool Only	CT8810ADB	—	—	CT8810ADB
Battery (qty)	CTB8185 (2)	CTB8185 (2)	CTB8185 (2)	CTB8185 (2)
Tote Bag	CTUTOTEABK	CTUTOTEABK	CTUTOTEABK	CTUTOTEABK
Battery Charger	CTC720	CTC720	CTC720	CTC720
Optional Protective Boot	CT8810BOOT	CT8810GBOOT	CT8810OBOOT	CT8810VBOOT

†C = DE, ES, GB, FR, IT, NL, UL, CUL

CORDLESS: 18-VOLT IMPACT WRENCHES

CT8815A Series 18 Volt Impact Wrenches (1/2")

18 V 1/2" Drive MonsterLithium Cordless Impact Wrench

- Provides 230 ft-lb at a light weight of 4.5 lb
- High capacity 72 watt-hour, 18 V MonsterLithium battery for long run time
- The CT8815A can remove 525 bolts tightened at 200 ft-lb on one battery charge
- Cold-formed, alloy steel anvil for maximum durability
- The digital fuel gauge and micro-controller in the lithium battery monitors temperature and amperage to prevent motor overheating
- Ergonomic overmolded cushion grip for continuous use with less fatigue
- Includes impact wrench, (2) batteries, (1) charger and a tote bag



CT8815A



CT8815AP

Specifications	CT8815A	CT8815AP
Battery Type	MonsterLithium 4.0 Ah	MonsterLithium 4.0 Ah
Battery Voltage	18	18
Charge Time (minutes)	60	60
Square Drive, inches (mm)	1/2 (13)	1/2 (13)
Anvil Type	Friction Ring	Pinned
Torque Output, ft-lb (N•m)	230 (311.8)	230 (311.8)
Blows Per Minute, BPM	3,480	3,480
Free Speed, RPM	2,400	2,400
Length, inches (mm)	6.5 (165)	6.5 (165)

Specifications	CT8815A	CT8815AP
Weight With Battery Pack, lb (kg)	4.5 (2.4)	4.5 (2.4)
Warranty (battery)	2 Years/1,000 Cycles	2 Years/1,000 Cycles
Warranty (tool and charger)	2 Years	2 Years
Tool Only	CT8815ADB	CT8815APDB
Battery (qty)	CTB8185 (2)	CTB8185 (2)
Tote Bag	CTUTOTEABK	CTUTOTEABK
Battery Charger	CTC720	CTC720
Optional Protective Boot	CT8810BOOT	CT8810BOOT

†C € – DE, ES, GB, FR, IT, NL, UL, CUL

CORDLESS: 18-VOLT PLATFORMS

Drills/Drivers

CDR8850H 1/2" 18 V MonsterLithium Cordless Hammer Drill Kit

- 1/2" single sleeve steel chuck with carbide jaws
- Heavy-duty gearing designed for metal drilling
- Over-molded ergonomic cushion grip absorbs vibration and reduces user fatigue
- Variable-speed switch maximizes performance and control
- 22-position clutch with two-speed gearbox provides torque control for the correct application
- Super bright 1-watt LED illuminates work area
- Stainless-steel motor screen keeps debris out of motor to extend life
- Temperature protection and shut down protects the tool from excessive heat damage
- LED fault signal provides a visual warning the tool is going to shut down
- Soft start trigger ensures smooth start up of tool
- Includes impact wrench, (2) CTB8185 MonsterLithium battery packs and CTC720 charger in CTUTOTEABK tote bag
- UL and cUL Listed
- CE DE, ES, GB, FR, IT, NL



CDR8850H

Specifications	CDR8850H
Battery Type	MonsterLithium 4.0 Ah
Battery Voltage	18
Chuck Cap., inches (mm)	1/2 (13)
Torque Output, ft-lb (N•m)	450 (51)
Clutch Settings	22
Gear Box Type	2-speed
RPM (Low)	0–500
RPM (High)	0–1,800
Charge Time (minutes)	60
Length, inches (mm)	10.25 (260)
Weight w/Battery, lb (kg)	5.2 (2.3)

Specifications	CDR8850H
Height w/Battery, inches (mm)	—
Warranty (tool and charger)	2 Years
Warranty (battery)	2 Years/1,000 Cycles
Battery (qty)	CTB8185 (2)
Tote Bag	CTUTOTEABK
Battery Charger	CTC720
Tool Only	CDR8850HDB
Color Option: Green	CDR8850HG
Color Option: Orange	CDR8850HO
Color Option: Hi-Vis	CDR8850HHV



- Use only impact sockets and accessories with impact wrenches
- Read safety precautions on pages W1 to W4

CORDLESS: 18-VOLT PLATFORMS



CDR8815



CDR8815G



CDR8815O



CDR8815HV

CDR8815 Series 18 Volt Drills (1/2" Capacity)

18 V 1/2" MonsterLithium Compact Cordless Drill Kit

- Heavy-duty gearbox provides higher spindle lock torque – 500 in-lb
- Precision keyless chuck with carbide jaws has external steel sleeve to help withstand abuse
- Heat-treated alloy gears provide strength and durability for longer tool life
- Variable-speed digital switch allows user to accurately control torque
- Glass filled nylon housing is durable and is able to withstand high impact
- Ergonomic over molded cushion grip allows for better tool control with less stress and strain
- 22-position clutch – dial in desired torque for application and get job done quickly
- 1/2" keyless chuck and spindle lock, change bits with one hand
- Oversize cushion trigger and comfort cushion handle
- Side handle for added support
- CE – DE, ES, GB, FR, IT, NL, JP

Specifications	CDR8815
Battery Type	MonsterLithium 4.0 Ah
Battery Voltage	18
Charge Time (minutes)	60
Chuck Cap., inches (mm)	1/2 (13)
Torque Output, ft-lb (N•m)	500 (678)
Clutch Settings	22
Gear Box Type	2-speed
Hammer Mode	—
RPM (Low)	0–520
RPM (High)	0–1780
Length, inches (mm)	7.9 (201)

Specifications	CDR8815
Weight w/Battery, lb (kg)	4.5 (2.4)
Height, inches (mm)	9.5 (241)
Warranty (battery)	2 Years
Warranty (tool and charger)	2 Years
Battery (qty)	CTB8185 (2)
Tote Bag	CTUTOTEABK
Battery Charger	CTC720
Tool Only	CDR8815DB
Green	CDR8815G
Orange	CDR8815O
Hi-Vis	CDR8815HV

CTRS8850 Series Reciprocating Saw

CTRS8850 18 V Cordless Reciprocating Saw Kit

- 75 A rated, heavy duty variable-speed trigger provides long life and is contoured to reduce user fatigue
- Heavy duty 14 gauge internal wiring withstands high current loads during heavy sawing
- Spring loaded blade retention system requires no tools and ejects broken blades easily
- Nonslip cushion grip nose reduces vibration and provides positive tool control
- Heavy duty armature and balanced motor design provide smooth operation
- Sealed nose mechanism prevents dirt and sawing debris from damaging internal components
- Includes tool, (1) battery, a charger and a tote bag



CTRS8850

Specifications	CTRS8850†
Battery Type	MonsterLithium 4.0 Ah
Battery Voltage	18
Charge Time (minutes)	60
Stroke Length, inches (mm)	1 (25.4)
Strokes Per Minute	2,400
Length, inches (mm)	18 (457)
Weight With Battery Pack, lb (kg)	7.7 (3.4)
Warranty (tool and charger)	2 Years
Warranty (battery), years/cycles	2/1,000
Battery (qty)	CTB8185
Tote Bag	POWERTOTE
Battery Charger	CTC720†
Tool Only	CTRS8850DB

CGG8850 18 V Grease Gun

CGG8850 18 V Cordless Grease Gun Kit

- Two-speed, hi-torque 18 V DC motor delivers outstanding flow and pressure
- 36" high-pressure hose with spring guard and coupler
- Accessible check valve and combination air bleeder/filler valve
- Dual motor protection includes self-resetting thermo-coupler
- Machined and hardened piston with plated steel barrel and premium grease follower
- Ergonomically designed to reduce fatigue and increase productivity
- 18 V high-amperage lithium ion battery provides outstanding run time
- Works well in cold environments
- Kit includes tool, (1) battery, a charger and a tote bag



CGG8850

Specifications	CGG8850
Battery Type	MonsterLithium 4.0 Ah
Battery Voltage	18
Charge Time (minutes)	60
Capacity, Tubes Per Charge	up to 27 (Free Flow), up to 17 (@1,000 PSI)
Hose Length, inches (mm)	36 (914)
Weight With Battery Pack, lb (kg)	7.9 (3.6)
Warranty (tool and charger)	2 Years
Warranty (battery), years/cycles	2/1,000
Battery (qty)	CTB8185 (1)
Tote Bag	POWERTOTE
Battery Charger	CTC720
Tool Only	CGG8850DB



• Read safety precautions on pages W1 to W4

CORDLESS: 18-VOLT PLATFORMS



CTGR8850



CTGR8855

CTGR8850/CTGR8855 Grinders/Cut-off Tools

CTGR8850 18 V MonsterLithium Cordless Angle Grinder/Cut-Off Tool

- 8,000 RPM handles most grinding jobs with ease
- Ultra slim head – lets you get into areas other grinders cannot
- Battery rotates 270° – the battery will not get in the way
- Takes 4-1/2" or 5" wheels - more options to get the job done fast
- Anti-vibration handle – allows you to work longer and more comfortably
- Replaceable motor screen – keeps debris out of the motor so the tool lasts longer
- Seven position safety guard – lets you tackle most jobs with less effort
- Toolless guard removal – simply pull one guard off and slide the other one on
- Includes tool, (1) battery, a charger and a tote bag

Specifications	CTGR8850	CTGR8855
Battery Type	MonsterLithium 4.0 Ah	MonsterLithium 4.0 Ah
Battery Voltage	18	18
Charge Time (minutes)	60	60
Wheels, inches	4-1/2 or 5	4-1/2 or 5
Arbor Size, inches (mm)	7/8 (22)	7/8 (22)
Free Speed, RPM	8,000	8,000
Length w/battery, inches (mm)	16.5 (419)	16.5 (419)
Warranty (tool and charger)	2 Years	2 Years
Warranty (battery)	2 Years	2 Years
Tool Only	CTGR8850DB	CTGR8855DB
Battery (qty)	CTB8185 (1)	CTB8185 (1)
Battery Charger	CTC720 (1)	CTC720 (1)
Tote Bag	CTUTOTEABK	CTUTOTEABK
Replacement Grinding Wheel	PT450-WH (4.5")	PT450-WH (4.5")
Replacement Cut-off Wheel	CTGR-CW50	CTGR-CW50
Switch Type	Slide Switch	Safety Switch



CAG8850DBKIT

18 V Cordless Adhesive Gun

- High efficiency melt chamber up to 2.2 lb of material output per hour
- State of the art electronics for consistent performance
- Precision, solid state temperature control
- Kit includes glue gun, (3) different nozzles and (6) assorted adhesive sticks
- Easy Squeeze Two Finger Trigger
- Low Battery/Auto Shut Off Alarm
- Unique design allows for constant use with no fatigue
- Rugged High Impact Nylon Housing
- On/Off Activator
- One push start up for rapid <4 minute warm up time
- Visual indicator allows the user to quickly see the state of operation
- Ready/On/Low Battery Indicator
- Battery and charger sold separately
- UL® and cUL® listed



CADP8850KIT

CADP8850KIT Paint-less Dent Removal System

- Pulls small and medium size dents
- Saves time without damaging the paint
- No paint or fillers required
- Superior pull strength glue
- High strength pull tabs do not stretch
- Glue gun required to melt glue sticks (not included)

Specifications	CAG8850DBKIT
Battery Type	MonsterLithium 4.0 Ah
Battery Voltage	18
Actuation	Manual Feed
Adhesive Output	2.2 lb Per Hour
Adhesive Stick	1/2" Round
Nozzle Type	Ball Check
Stroke: Grams Per Squeeze	1.2
Service Rating	Industrial
Temperature	350 °F Nominal, 380 °F Maximum
Temperature Control	Solid State
Weight w/Battery, lb (kg)	2.7 (1.2)
Warranty	2 Years



14.4 Volt MicroLithium Impact Wrenches

CT761A 14.4 V 3/8" Drive MicroLithium Cordless Impact Wrench Kit

- 120 ft-lb torque output
- 2,500 RPM free speed
- Digital variable-speed toggle style trigger for precise control
- Tri-beam headlights illuminate work area
- Built-in brake stops the tool from throwing sockets and fasteners
- Over current and thermal protection for the motor
- Under voltage protection will not overdraw the battery
- Built-in gauge lets you know the state of the battery charge
- Screened motor keeps debris from entering critical components
- Over and under temperature protection keeps tool operating at peak efficiency
- Glass-filled nylon housing for durability
- CE-DE, ES, FR, IT, GB, NL, JP

CT725A 14.4 V 1/4" Drive MicroLithium Cordless Impact Wrench Kit

- 70 ft-lb of torque output
- Variable-speed digital toggle-style trigger
- Built-in brake stops the anvil from spinning
- Twin-beam LED lights
- Built-in fuel gauge

Specifications	CT761A†	CT725A†
Battery Type	MicroLithium 2.0 Ah	MicroLithium 2.0 Ah
Battery Voltage	14.4	14.4
Charge Time (minutes)	55	55
Square Drive, inches	3/8 (13)	1/4 (6)
Torque Output, ft-lb (N•m)	120 (163)	70 (95)
Free Speed, RPM	2,500	2,500
Blows Per Minute, BPM	3,000	3,000
Length, inches (mm)	6.3 (160)	6.3 (160)
Height w/Battery, inches (mm)	7.7 (195)	7.7 (195)
Weight w/Battery, lb (kg)	2.5 (1.1)	2 (0.9)
Warranty (Tool and Charger), years	1	1
Warranty (Battery), years	1	1
Quick Change Chuck Version (hex size of chuck, inches)	CT761AQC (1/4)	CT725AQC (1/4)
Tool Only	CT761ADB	CT725ADB
Battery (Quantity)	CTB8172BK (2)	CTB8172BK (2)
Tote Bag	CTUTOTEABK	CTUTOTEABK
Charger	CTC772A	CTC772A
Green	CT761AG	CT725AG
Orange	CT761AO	CT725AO
Hi-Vis	CT761AHV	CT725AHV

*UL® and CUL listed

†CE



- Do not use grinders or cut-off tools without the guard
- Read safety precautions on pages W1 to W4

CORDLESS: 14.4-VOLT MICROLITHIUM™ PLATFORMS



CTS761A

Specifications	CTS761A†
Battery Type	MicroLithium 2.0 Ah
Battery Voltage	14.4
Charge Time (minutes)	55
Square Drive, inches (mm)	1/4 (6) Hex
Torque Output, in-lb (N•m)	150 (17)
Clutch Settings	9
Free Speed, RPM	400/1,400
Length, inches (mm)	5.8 (147.3)
Height, inches (mm)	7.8 (198.1)
Weight w/Battery, lb (kg)	2 (0.9)
Warranty (Tool and Charger), years	1
Warranty (Battery), years	1

CTS761 Series 14.4 Volt MicroLithium Screwdriver

CTS761A 14.4 V 1/4" Hex MicroLithium Cordless Screwdriver Kit

- 150 in-lb of torque output
- Two-speed gearbox – 400/1,400 RPM
- 300 in-lb manual spindle lock
- Nine-position clutch allows you to dial in the proper torque
- Glass-filled nylon housing for durability
- Digital variable-speed toggle-style trigger for precise control
- Twin-beam headlights illuminate the work area
- Built-in brake stops the tool from throwing sockets and fasteners
- Overcurrent protection protects the electronics; under voltage protection will not overdraw the battery
- Built-in gauge displays the battery charge state
- Screened motor keeps debris from entering critical components

Specifications	CTS761A†
Tool Only	CTS761ADB
Battery (Quantity)	CTB8172BK (2)
Tote Bag	CTUTOTEABK
Charger	CTC772A
Green	CTS761AG
Orange	CTS761AO
Hi-Vis	CTS761AHV

*UL® and CUL listed

†CE



CTRS761A

14.4 V MicroLithium Saw

CTRS761A 14.4 V MicroLithium Cordless Reciprocating Saw Kit

- 3,100 strokes per minute
- Variable speed switch
- Dual chuck mechanism (Quick Chuck)
- Depth guide that can be adjusted without use of tools
- Small and lightweight making it great for working in confined areas
- Integrated LED work light
- Battery gauge LED
- Fuel gauge to indicate the battery's state of charge
- Footplate can be adjusted to six different positions
- Quick one-handed blade release
- Housing screen keeps debris out of motor
- Lock-off switch located above the trigger
- Variable speed controlled trigger switch

Specifications	CTRS761A
Battery Type	MicroLithium 2.0 Ah
Battery Voltage	14.4
Charge Time (minutes)	55
Length, inches (mm)	12 (304)
Weight with Battery Pack (Lithium Ion), lb (kg)	3.2 (1.5)
Variable Speed Switch	Yes
Stroke Length, inches (mm)	0.50 (12.7)
Strokes Per Minute	3,100

Specifications	CTRS761A
Warranty (tool and charger)	1 Year
Warranty (battery)	1 Year
Battery (Quantity)	CTB8172BK (2)
Battery Charger	CTC772A
Tool Only	CTRS761ADB
Tote Bag	CTUTOTEABK
Green	CTRS761AG
Hi-Vis	CTRS761AHV
Orange	CTRS761AO



14.4 V Microlithium Cordless Ratchets

- Digital variable-speed trigger for precise control
- Built-in brake stops the tool from throwing sockets and fasteners; Uses a chromed wear bushing to increase brake life
- Over and under temperature protection keeps tool operating at peak efficiency
- Cushion-grip handle provides positive tool control with less fatigue
- Large, accessible reversing knob for easy mechanism direction changes
- Battery “Fuel Gauge” LED cleverly integrated into handle
- Utilizes a 14.4 V MicroLithium 2.0Ah battery pack
- MicroLithium battery recharges in 55 minutes
- Integrated LED headlight

Specifications	CTR761C	CTR714A
Battery Type	MicroLithium 2.0 Ah	MicroLithium 2.0 Ah
Battery Voltage	14.4	14.4
Charge Time (minutes)	55	55
Square Drive, inches (mm)	3/8 (10)	1/4 (8)
Torque Output, ft-lb (N•m)	40 (54)	35 (47)
Manual Torque, ft-lb (N•m)	158 (214)	46 (62)
Free Speed, RPM	275	350
Height w/Battery, inches (mm)	12.2 (310)	10.75 (273)
Weight w/Battery, lb (kg)	2-1/2	2 (.91)
Warranty (tool and charger)	1 Year	1 Year
Warranty (battery)	1 year	1 Year
Tool Only	CTR761CDB	CTR714ADB
Battery (qty)	CTB8172BK (2)	CTB8172BK (2)
Tote Bag	CTUTOTEABK	CTUTOTEABK
Battery Charger	CTC772A	CTC772A
Green	CTR761CG	CTR714AG
Hi-Vis	CTR761CHV	CTR714AHV
Orange	CTR761CO	CTR714AO

CE – DE, ES, FR, IT, GB, NL, JP



• Do not use in an explosive or flammable atmosphere
 • Read safety precautions on pages W1 to W4

CORDLESS: 14.4-VOLT MICROLITHIUM™ PLATFORMS



CDR761B



CDRR761

CDR761 Series 14.4 Volt Drills (3/8" capacity)

CDR761B 14.4 V 3/8" MicroLithium Cordless Drill Kit

- 150 in-lb of torque handles a wide variety of applications
- Two-speed drill (400/1,400 RPM) low speed for higher torque applications/high speed for steel drilling
- Variable speed switch – good featherability at low speed for driving screws and control
- Nine-position clutch delivers 8–50 in-lb torque
- Lightweight drill with battery only 2.4 lb
- 3/8" keyless drill chuck – single sleeve durable steel chuck makes changing bits easy
- Cushion grip handle – nonslip, comfort for the operator, positive tool control allows the operator to work longer with less fatigue
- Small size to get in tight spots: under dash, firewall, etc.
- One-year full warranty and serviced by Snap-on® Service Centers
- Built-in gauge displays the battery charge state
- Includes tool, two batteries, charger and tote bag

Specifications	CDR761B	CDRR761
Battery Type	MicroLithium 2.0 Ah	MicroLithium 2.0 Ah
Battery Voltage	14.4	14.4
Charge Time (minutes)	55	55
Chuck Cap., inches (mm)	3/8 (10)	3/8 (10)
Clutch Settings	9	9
Torque Output, in-lb (N•m)	150 (16.9)	150 (16.9)
Free Speed, RPM, Low (High)	0–400 (0–1,400)	0–400 (0–1,400)
Height, inches (mm)	7.8 (198.1)	7.8" (198.1 mm)
Length, inches (mm)	7.5 (190.5)	7.5" (190.5 mm)
Weight w/Battery, lb (kg)	2.4 (1.1)	2.4 lbs. (1.1 kg)
Operating Temperature, °F (°C)	-4–120 (-20–60)	-4–120 (-20–60)

Specifications	CDR761B	CDRR761
Sound Pressure Level, dB(A)	73.7	73.7
Sound Power Level, dB(A)	85.3	85.3
Warranty (Tool and Charger)	1 Year	1 Year
Warranty (Battery)	1 Year	1 Year
Tote Bag	CTUTOTEABK	CTUTOTEABK
Tool Only	CDR761BDB	CDRR761DB
Battery (Quantity)	CTB8172BK (2)	CTB8172BK (2)
Battery Charger	CTC772A	CTC772A
Green	CDR761BG	CDRR761G
Hi-Vis	CDR761BHV	CDRR761HV
Orange	CDR761BO	CDRR761O



CTPP761A

14.4 V MicroLithium Polishing/Prep Tool

- Two speed gearbox—3,500/15,000 RPM
- Compact and lightweight
- Variable speed trigger
- Slide bar forward/spindle lock
- 2.0 Ah battery pack
- Battery capacity fuel gauge
- 5/16"–24 UNF spindle thread
- Includes various polishing and sanding pads

Specifications	CTPP761A
Battery Type	14.4V MicroLithium
Charge Time (minutes)	60
Free Speed, RPM, Low (High)	0–3,500 (0–15,000)
Height, inches (mm)	7.8 (198.1)
Length, inches (mm)	5.2 (132)
Weight w/Battery, lb (kg)	1.8 (0.8)
Operating Temperature, °F (°C)	-4–140 (-20–60)
Sound Pressure Level, dB(A)	72
Sound Power Level, dB(A)	83.6
Battery (Quantity)	CTB8172BK (2)
Battery Charger	CTC772A

Specifications	CTPP761A
Spindle Thread, inches	5/16"-24 UNF
Disc Pad, inches (mm)	3 (76)
Width, inches (mm)	1.9 (48.5)
Storage Temperature, °F (°C)	-4–140 (-20–60)
Warranty (Battery), years	1
Warranty (Tool and Charger), years	1
Green	CTPP761AG
Orange	CTPP761AO
Hi-Vis	CTPP761AHV
Tool Only	CTPP761ADB

Batteries not included



CTLED8850



CTLZ761



CTL761



CTLU761



CTLUH761

Flashlights

CTLED8850 18 V MonsterLithium Cordless LED Work Light

- Super-bright light—500 lumens
- Dual reflector system—beam or flood light
- 120° rotating head
- Dual brightness settings (500 and 250 lumens)
- 8-hour minimum run time (high setting)
- Tempered glass lens
- Resists automotive fluids
- Low battery indicator (10 minutes)
- Battery and charger not included

CTLZ761 14.4 V MicroLithium Work Light

- 200 lumens output
- Low battery indicator (10 minutes)
- Four-hour run time
- Tempered glass lens
- Resists automotive fluids
- Impact modified nylon housing
- Uses CTB8172BK 14.4 V MicroLithium Battery and CTC772A Charger
- Battery and charger not included

CTL761 14.4 V MicroLithium Rechargeable Cordless Work Light

- 200 lumens output
- 120° rotating head
- Eight-hour run time with low battery indicator
- Tempered glass lens
- Battery (CTB8172BK) and charger (CTC772A) not included
- Aluminum head
- Resists automotive fluids
- Impact-modified glass-filled nylon housing
- High quality LED bulb
- Battery and charger not included

CTLU761 14.4 V MicroLithium Cordless 60 LED Utility Light

- 540 lumens, ultra bright light output
- Four-hour run time
- High-impact plastic light tube and housing
- Red LED for ten-minute low battery warning indicator
- Use with 14.4 V MicroLithium rechargeable battery (not included)
- 60 LED bulbs
- Includes hook with pad for hanging
- Works with CTB6172, CTB7172, CTB8172 and CTB8172BK batteries
- Battery and charger not included

CTLUH761 14.4 V MicroLithium Cordless 90 LED Underhood Light

- 800 lumens, ultra bright light output
- Three-hour run time, ideal for underhood, undercarriage and over dash applications
- Expandable 81" clamp to position light at work area
- High impact plastic light tube and housing
- 10-minute low battery indicator
- Includes hook with peg for hanging
- Works with CTB6172, CTB7172, CTB8172 and CTB8172BK batteries
- Battery and charger not included

Stock No.	Description	Color
CTLED8850G	18 V MonsterLithium Cordless LED Work Light	Green/Black
CTLED8850HV	18 V MonsterLithium Cordless LED Work Light	Hi-Vis
CTLED8850O	18 V MonsterLithium Cordless LED Work Light	Orange/Black

Stock No.	Description	Color
CTLU761G	Cordless MicroLithium 60 LED Utility Light	Green
CTLU761HV	14.4 V MicroLithium Cordless 60 LED Utility Light	Hi-Vis
CTLU761O	Cordless MicroLithium 60 LED Utility Light	Orange

Stock No.	Description	Color
CTL761G	14.4 V Rechargeable MicroLithium Cordless Work Light	Green
CTL761HV	14.4 V Rechargeable MicroLithium Cordless Work Light	High Vis
CTL761O	14.4 V Rechargeable MicroLithium Cordless Work Light	Orange

Stock No.	Description	Color
CTLUH761G	14.4 V Cordless MicroLithium 90 LED Underhood Light	Green
CTLUH761HV	14.4 V MicroLithium Cordless 90 LED Underhood Light	Hi-Vis
CTLUH761O	14.4 V Cordless MicroLithium 90 LED Underhood Light	Orange



• Read safety precautions on pages W1 to W4

POWER MANAGEMENT



CTL8850



CTL8850G



CTL8850HV



CTL88500

Flood Lights

CTL8850 18 V MonsterLithium Cordless LED Floodlight

- 18 V Lithium Cordless LED Floodlight
- Super bright four LED light—750 lumens
- Compact design for versatile use
- Light rotates 120° and swivels 180° to direct light to the work area
- Tempered glass lens
- Dual brightness settings (750 and 375 lumens)
- 8-hour minimum run time (on high setting)
- Resists automotive fluids
- Note: battery and charger are not included

CTL8850G Green LED Floodlight**CTL8850HV Hi-Vis LED Floodlight****CTL88500 Orange LED Floodlight**

CTLUV761



CTLAR761

Ultraviolet Flashlights

CTLUV761 14.4 V MicroLithium**Cordless UV Work Light**

- 14.4 V MicroLithium Cordless leak detection work light
- Compatible with standard leak detection dyes
- Inspection range of 8' or more
- More than 10 hours of run time
- Tempered glass lens
- Resists automotive fluids
- Low battery indicator (10 minutes)
- Works great with ACTR53625 Universal Dye
- Includes fluorescence-enhancing glasses

CTLAR761 14.4 V MicroLithium**Cordless 500 Lumen Angular Light**

- 100–500+ lumen range
- 4-1/2–10+ hours runtime
- Hook and magnetic attachment points
- 180° pivot angle

CTLAR761G Green**CTLAR761O Orange****CTLAR761HV High Vis**



CTI8850
(battery sold separately)



CTMS8850
(battery sold separately)

Memory Savers/Power Inverters

CTMS8850 18 V Cordless Memory Saver

- Provides temporary power to a vehicle to keep all presets (radio, seats, etc.) intact while the vehicle is being serviced
- Featuring a flexible swiveling head and protective external fuse for maximum flexibility and hassle-free use
- 4-hour run time at 12 V, 1 A; 1-hour run time at 12 V, 4 A (max output)
- 5 V, 1 A USB output
- One-hour run time, 12 V at 4 A
- Protective external fuse

CTI8850 18 V Power Inverter

- 175 W cordless inverter
- 120 V AC power
- 5 V 1 A USB output
- Overload, short circuit and battery voltage protector
- Flexible rotating head
- Protective external fuse and cooling fan
- Provides 110 V AC power anywhere



CTC131



CTUSB761



CTC123



CTUSB8850

Snap-on Battery Chargers

CTC131 14.4 and 18 V Dual Charger

- Charges all 18 V MonsterLithium and 14.4 MicroLithium batteries
- Batteries sold separately

CTC123 14.4-18 V Multi-Bay Charger

- High current charging – 5.8 A
- Simultaneously charges three batteries
- 1 A USB charger
- Low profile
- Fuel gauge indicator
- 500 W output
- Two year warranty
- Charges 18 V MonsterLithium and 14.4 V MicroLithium batteries

USB Power Units

CTUSB761 14.4 V MicroLithium USB Power Unit

- Connect to battery for 5 V, 1 A output, up to two hours
- LED power indicator
- USB protective sliding cover
- Easy on/off switch
- Use with the CTB8172 battery
- Charge cell phones and other small electronic devices
- CE-DE, ES, GB, FR, IT, NL, JP, cULus

CTUSB8850 Four Port USB Device Charger

- Adaptor for 18 V MonsterLithium Ion battery pack
- 4-Port USB charging device
- (4) 5 V Outputs—2 A, 1 A, .5 A, .5 A
- LED indicator for state of charge
- Ratcheting mountable USB head
- Six-hour run time at 5 V/2 A with CTB8185 battery
- Handy on/off switch



• Read safety precautions on pages W1 to W4

CORDLESS: CHARGERS AND BATTERIES



CTB8185



CTB8172BK

Snap-on® Battery Packs

CTB8185 18 V MonsterLithium Slide-on Battery

- 18 V 4.0 Ah high capacity lithium battery
- No self-discharge
- Four LED fuel gauge indicates battery and charger condition
- Operates on current CTC720 and CTC728 chargers
- No memory effect
- Fast 60-minute charge time
- Glass filled nylon housing for durability

CTB8172BK 14.4 MicroLithium Battery

- Small, compact lithium battery with twice the run time of the 7.2 V lithium battery
- 2.0 Ah and weighs only 12 oz; fits 14.4 V 761 series and most 7.2 V 661 series tools
- Fast, 55-minute charge time
- 14.4 V 2.0 Ah high capacity MicroLithium Battery (29 Wh)
- No memory effect, no self discharge
- Glass filled nylon housing for durability

Stock No.	Type	Voltage	Style	Charge Time (minutes)	Use with
CTB8185	Lithium Ion	18	Slide-on	—	Generic to all MonsterLithium 18 V product
CTB8172BK	Lithium Ion	14.4	Tower	55	Generic to all MicroLithium 14.4 V product



CTBA418



CTC123



CTC720



CTC728



CTC772A



CTC131

Snap-on Battery Chargers

CTBA418 Slide-on Battery Adaptor

- Adapts the CTB4185 slide-on battery to a post style battery for use in older models of Snap-on® cordless power tools

Stock No.	Type	Applications
CTC123	14.4 / 18 V Multi-Bay Lithium Charger	CTB7172, CTB8172, CTB7185 and CTB8185
CTC420	Multivolt Ni-Cad Charger	Charges all 9.6 V, 14.4 V and 18 V Ni-Cad slide-on or tower style batteries
CTC578	7.2 V DC Mobile Charger	CTB5172 and CTB5196
CTC596	9.6 V Ni-Cad Charger	CTB5172 and CTB5196
CTC620	Dual Chemistry Charger	CTB4145, CTB4147, CTB4185, CTB4187, CTB6185 and CTB6187
CTC720	18 V Lithium Charger	CT7850, CDR7850H, CTL7850, CT7850, CTB7185 and CTB8185
CTC728	12 V DC Lithium Mobile Charger	CT7850, CDR7850H, CTL7850, CT7850, CTB7185 and CTB8185
CTC772A	3.0 A 7.2 V/14.4 V Lithium Charger	Generic to all MicroLithium 14.4 V product
CTC131	14.4 V / 18 V Dual Bay Lithium Charger	CTB7172, CTB8172, CTB7185 and CTB8185

Batteries not included



CTEXTSET



CTS561BITSET



CTS561HOLSTR



CTS561CHUCK

CTS561 Series Screwdriver Accessories

CTEXTSET 4 pc Quick Change Extensions Set

- Includes: CTEXT6 and CTEXT12 quick change extensions plus a T15 TORX® bit (1/4" shank) and a Phillips® bit (power groove hex shank)
- Ideal companion to the CTS series screwdrivers where extended reach is needed

CTS561BITSET 23 pc 1/4" Drive Quick Change Bit Set (Blue-Point®)

- For Snap-on® cordless screwdrivers plus other power drivers
- Quick change hex saves time changing bits
- Manufactured from industrial grade tool steel
- Includes (22) bits (all 3" long) plus a 1/4" square drive (2" long) and storage case

Bits included in CTS561BITSET: PHILLIPS® Bits: #0, #1, #2; Flat Tip Bits: 5/32", 3/16", 7/16", 1/4", 9/32"; TORX® Bits: T10, T15, T20, T25, T27, T30, T40; Hex Bits: 3/32", 7/64, 1/8", 5/32", 3/16", 7/32", 1/4"

CTS561HOLSTR Holster Bit Set

- Includes 3 flat tip bits (3/16", 7/32", 1/4"), 3 Phillips® bits (#0, #1, #2) and 2 TORX® bits (T15, T25)
- Attaches to belt to keep bits close for ready use

CTS561CHUCK 1/4" Quick Change Keyless Drill Chuck

- 1/4" hex shank for fast change over
- Compact size improves access and visibility of drilling surface
- 1/4" chuck capacity provides convenience for small jobs
- 1/32–1/4" drill capacity
- Use for light duty, small holes in metal and wood

CTEXT12 12" Quick Change Extension

- For rotary power tools
- Ideal companion to the CTS561 and CTS561CL series screwdrivers where extended reach is needed
- Accepts all worldwide industrial standards for hex shanks
- Hardened extension directly transfers rotary power without loss of torque
- Hex design eliminates slippage and optimizes power
- Hex lock mechanism better than magnet styles and holds the accessories unit until released
- Maximum RPM: 2,500
- Torque rate: 167 in-lb

CTEXT6 6" Quick Change Extension

- For rotary power tools
- Ideal companion to the CTS561 and CTS561CL series screwdrivers where extended reach is needed
- Accepts all worldwide industrial standards for hex shanks
- Hardened extension directly transfers rotary power without loss of torque
- Hex design eliminates slippage and optimizes power
- Hex lock mechanism better than magnet styles and holds the accessories unit until released
- Maximum RPM: 2,500
- Torque rate: 167 in-lb

ELECTRIC: POLISHER/ENGRAVER



ETB1580B



GA236C

Polisher

ETB1580B 7" Variable-Speed Polisher (Blue-Point®)

- Six-position speed setting allows user to dial in desired speed
- Soft-start trigger for increased control
- Push button spindle lock for quick and easy pad changes
- Polish and detail autos, trucks and boats

Engravers

GA236C Engraver (Blue-Point®)

- Marks all materials
- Includes 3 mm tungsten carbide tip
- Nine-position stroke adjustment to control engraving depth
- Soft coated housing provides better comfort and handling
- 9 position stroke adjustment to control engraving depth
- Super smooth action ideal for precision engraving

GA236C1 Tungsten Carbide Tip

- 3 mm tungsten carbide tip



- Use only impact sockets and accessories with impact wrenches
- Read safety precautions on pages W1 to W4

CORDLESS: INTERNATIONAL PRODUCTS**Europe (Lithium Products)****CTCEU772A 14.4 Lithium Battery Charger (Europe/United Kingdom)**

- Charges CTB6172, CTB7172, CTB8172 and CTB8712BK lithium batteries

CTCE720 18V Lithium Battery Charger (Europe)

- Charges all 18 V Lithium slide-on style batteries, including CTB7185 and CTB8185

International Products

Stock No.	Description	Australia	Europe	Japan
CDR8815	18 V Compact Drill	CDRA8815	CDREU8815	CDRJ8815
CDR8850H	18 V Hammer Drill	CDRA8850H	CDREU8850H	CDRJ8850H
CT8810A	18 V 3/8" Impact Wrench	CTA8810A	CTEU8810B	CTJ8810A
CT8815A	18 V 1/2" Impact Wrench	CTA8815A	CTEU8815B	CTJ8815A
CT8810AQC	18 V Impact Wrench - Quick Change Chuck 1/4"	CTA8810AQC	CTEU8810BQC	CTJ8810AQC
CT8850	18 V 1/2" Impact Wrench	CTA8850	CTEU8850A	CTJ8850
CT8850QC	18 V Impact Wrench - Quick Change Chuck 7/16"	CTA8850QC	CTEU8850AQC	CTJ8850QC
CGG8850	18 V Grease Gun	CGGA8850	CGGEU8850	CGGJ8850
CTRS8850	18 V Reciprocating Saw	CTRSA8850	CTRSEU8850	CTRSJ8850
CTGR8850	18 V Grinder / Cut-off Tool	CTGRA8850	CTGREU8850	CTGRJ8850
CT761A	14.4 V 3/8" Impact Wrench	CTA761A	CTU761A	CTJ761A
CT761AQC	14.4 V Impact Wrench - Quick Change Chuck 1/4"	CTA761AQC	CTU761AQC	CTJ761AQC
CT725A	14.4 V 1/4" Impact Wrench	CTA725A	CTU725A	CTJ725A
CTR761C	14.4 V 3/8" Ratchet	CTRA761C	CTRU761C	CTRJ761C
CTR714A	14.4 V 1/4" Ratchet	CTRA714A	CTRU714A	CTRJ714A
CDR761B	14.4 V Drill	CDRA761B	CDRU761B	CDRJ761B
CDRR761	14.4 V Right Angle Drill	CDRA761	CDRREU761	CDRRJ761
CTS761A	14.4 V Screwdriver	CTSA761A	CTSU761A	CTSJ761A
CTS725B	14.4 V Screwdriver	CTSA725B	CTSU725B	CTSJ725B
CTRS761A	14.4 Reciprocating Saw	CTRSA761A	CTRSU761A	CTRSJ761A
CTPP761A	14.4 V Polish Prep Tool	CTPPA761A	CTPPU761A	CTPPJ761A
CTC772A	14.4 V Charger	CTCA772A	CTCEU772A	CTCJ772A
CTC720	18 V Charger	CTCA720	CTCEU720	CTCJ720

LIGHTWEIGHT. ERGONOMIC. POWERFUL. IT'S AIR TOOL SUPERIORITY.

No one works harder to make your job easier than Snap-on®. Our full range of air power tools are designed to provide the most power, comfort and accessibility possible in an air tool. They're better balanced for optimum control and feature compact designs to reach tight spots that others can't. Of course, with a Snap-on® nameplate, you know they're also extremely rugged — inside and out.

POWERFUL TOOLS. POWERFUL FEATURES.

Not only do our air tools combine big torque with high speed, they offer uncompromising design features like a twin-hammer impact mechanism for added power per blow. More rotor vanes for smoother power transfer and less power loss in the motor. Oil-bath lubrication that continuously lubricates internal components for smoother operation and a longer life. Plus ergonomic touches like a tip-valve trigger to regulate power flow and superior shock absorption for minimal vibration.



AIR: QUICK REFERENCE

Impact Wrenches

Stock No.	Drive Size, inches (mm)	Maximum Torque, ft-lb (N•m)	Free Speed, RPM	Blows Per Minute, BPM	Air Consumption, Free Speed, CFM (SCFM) [l/min]	Vibration Level, m/s ²	Sound Level dB(A) Pressure	Length, inches (mm)	Weight, lb (kg)
PT1800	1 (25)	1,800 (2,440)	6,500	800	6.7	12.4	103	—	16.1 (7.3)
PT1800L	1 (25)	1,800 (2,440)	6,500	800	6.7	12.4	103	19	17 (7.7)
AT1300AL †	1 (25)	2,700 (3,661)	4,000	505	5.3 (38) [150]	4.4	103	27 (686)	28 (12.7)
MG1250 †	3/4 (19)	1,250 (1,694)	6,200	1,050	6.4 (46) [181]	10.38	99.8	8 (203)	8.1 (3.6)
MG1250L †	3/4 (19)	1,250 (1,694)	6,200	1,050	6.4 (46) [181]	10.38	99.8	10.5 (266)	8.6 (3.99)
MG1250XL †	3/4 (19)	1,250 (1,694)	6,200	1,050	6.4 (46) [181]	10.38	99.8	14.5 (368)	9.5 (4.1)
MG1250P †	3/4 (19)	1,250 (1,694)	6,200	1,050	6.4 (46) [181]	10.38	99.8	8 (203)	8.1 (3.6)
AT670 †	3/4 (19)	1,050 (1,423)	6,700 (F), 6,900 (R)	1,050	5.6 (40) [159]	2.44	99	8.5 (215)	7.5 (3.44)
PT850	1/2 (13)	810 (1098)	9,200	1,270	4.1	8.2	98.1	7.2 (18.3)	4.2 (1.9)
PT850L	1/2 (13)	810 (1098)	9,200	1,270	4.1	8.2	98.1	7.2 (18.3)	4.2 (1.9)
PT850P	1/2 (13)	810 (1098)	9,200	1,270	4.1	8.2	98.1	7.2 (18.3)	4.2 (1.9)
AT570 †	1/2 (13)	570 (773)	6,900 (F), 7,000 (R)	1,050	5.0 (36) [142] (F), 5.3 (38) [150] (R)	6.08	95	7.24 (184)	4.08 (1.87)
AT5500 †	1/2 (13)	550 (745)	7,400	1,200	4.2 (30) [118.9]	4.0	94	7.9 (20)	6.4 (2.9)
AT5500T	1/2 (13)	550 (745)	9,000	1,200	4.2 (30) [119]	4.0	94	5.9 (150)	5.0 (2.29)
MG3255 †	1/2 (13)	325 (440)	10,700	1,400	4 (28) [113]	4.5	99.1	6.1 (155)	2.8 (1.3)
MG3255L †	1/2 (13)	325 (440)	10,700	1,400	4 (28) [113]	4.5	99.1	7.6 (193)	2.9 (1.3)
MG3255P †	1/2 (13)	325 (440)	10,700	1,400	4 (28) [113]	4.5	99.1	6.1 (162)	2.8 (1.3)
MG3255LP †	1/2 (13)	325 (440)	10,700	1,400	4 (28) [113]	4.5	99.1	7.6 (193)	2.9 (1.3)
MG325 †	3/8 (10)	325 (440)	10,700	1,400	4 (28) [113]	4.5	99.1	6.1 (155)	2.8 (1.3)
MG325P †	3/8 (10)	325 (440)	10,700	1,400	4 (28) [113]	4.5	99.1	6.1 (155)	2.8 (1.3)
AT380A †	3/8 (10)	175 (230)	8,700	1,680	3.9 (28) [111]	3.5	94	6.5 (165)	3.0 (1.36)
AT370 †	3/8 (10)	320 (434)	10,000 (F), 11,000 (R)	1,050	4.4 (326) [125] (F), 4.7 (34) [133] (R)	3.25	92	6.3 (160)	2.62 (1.19)
AT351 †	3/8 (10)	175 (237)	9,700	1,200	2.5 (18) [71]	3.09	96.6	7.6 (194)	2.5 (1.2)
AT235MCA †	1/4 (6)	25 (34)	13,000	2,900	1.67 (12) [47]	<2.5	95.1	6.2 (158)	1.4 (.64)

† C€

Air Ratchets

Stock No.	Drive Size, inches (mm)	Maximum Torque, ft-lb (N•m)	Free Speed, RPM	Air Consumption, Free Speed, CFM (SCFM) [l/min]	Vibration Level, m/s ²	Sound Pressure Level, dB(A)	Length, inches (mm)	Weight, lb (kg)
AT705B†	1/2 (13)	—	150	3.0 (22) [85]	8.7	89	10.7 (273)	2.5 (1.14)
AT700F†	3/8 (10)	45 (61)	165	3.0 (22) [85]	8.7	89	10.1 (257)	2.5 (1.14)
FAR2505†	3/8 (10)	0–35 (0–47)	225	1.7 (11) [48]	2.5	84	7.8 (198)	1.4 (.6)
FAR2500†	1/4 (6)	0–35 (0–47)	225	1.7 (11) [48]	2.5	84	7.8 (197)	1.4 (.6)
AT200D†	1/4 (6)	—	230	1.4 (10) [40]	3.3	85	8.7 (222)	1.1 (.50)
AT204A†	1/4 (6)	30 (40.6)	350	3.5 (25) [99]	3.6	94	5.12 (130)	1.05 (.48)
PTR72	3/8 (10)	70 (95)	275	4.5 (32) [127]	5.2	92.9	12.1 (308)	2.9 (1.3)

† C€

1/2" and 3/8" Capacity Drills

Stock No.	Chuck Size, inches (mm)	Rated Power, HP (kW)	Torque Range, in-lb (N•m)	Free Speed, RPM	Air Consumption, Free Speed, CFM (SCFM) [l/min]	Vibration Level, m/s ²	Sound Pressure Level, dB(A)	Length, inches (mm)	Weight, lb (kg)
AT801MCA†	1/4 (6)	0.25 (.19)	0–18 (0–2.0)	1,800	1.9 (13.6) [53.8]	<2.5	96.4	7.2 (183)	1.5 (0.68)
PDR3000A†	3/8 (10)	0.45 (.33)	0–50 (0–6.0)	2,500	3.5 (25) [99]	3.0	79.7	7 (178)	2.5 (1.1)
AT3000†	3/8 (10)	0.45 (.33)	0–40 (0–4.5)	1,675	3.5 (25) [95]	<2.5	82	7.6 (194)	3.2 (1.4)
AT811†	3/8 (10)	0.45 (.33)	0–55 (0–6)	1,320	3.4 (24) [95]	<.8	110	8.2 (208)	2.5 (1.1)
PDR5000A†	1/2 (13)	0.45 (.33)	0–300 (0–34)	450	3.8 (27) [108]	0.9	82.6	8.7 (222)	3 (1.3)
PDR2500	1/64–1/4 (6.35)	0.25	30	1800	4.0 (29)	1.02	93.5	6 (152)	1.5 (.68)
PDR2501	1/64–1/4 (6.35)	0.25	30	1800	4.0 (29)	1.29	82.7	6.1 (155)	1.5 (.68)
PDR3001	3/8 (10)	.45 (.33)	0–50 (0–6)	2500	3.5 (25) [99]	2.5	80	7 (178)	2.5 (1.1)
PDR5001	1/2 (13)	.45 (33)	0–333 (0–34)	450	3.8 (27) [108]	2.5	80	8.7 (222)	3 (1.3)
AT5000†	1/2 (13)	0.45 (.33)	0–120 (0–14)	490	3.8 (27) [108]	<2.5	82	9 (229)	3.8 (1.7)
AT184 †	5/16 (8)	0.32 (.65)		0–1,000/0–1,800	8.4 (60) [238]	<1.0	84	7.9 (201)	3.1 (1.4)

† C€

Heavy Duty Air Hammer

Stock No.	Bore Diameter, inches (mm)	Blows Per Minute, BPM	Piston Stroke, inches (mm)	Shank Opening, inches (mm)	Air Consumption, Free Speed, CFM (SCFM) [l/min]	Vibration Level, m/s ²	Sound Pressure Level, dB(A)	Length, inches (mm)	Weight, lb (kg)
AT2050†	3/4 (19)	3,400	2.75 (70)	0.401 (10.1)	2.5 (18) [71]	3.0	99.0	7.4 (187)	4.6 (2.1)
PH3050B	3/4 (19)	2,500	3 (76)	0.401 (10.1)	2.1 (14) [59]	2.8	91.4	9.0 (228)	5.9 (2.7)

† C€

Grinders or Angle Grinders

Stock No.	Wheel Size, inches (mm)	Rated Power, HP (kW)	Free Speed, RPM	Air Consumption, Free Speed, CFM (SCFM) [l/min]	Vibration Level, m/s ²	Sound Level dB(A) Pressure	Length, inches (mm)	Weight, lb (kg)
PT450 †	4-1/2 (114)	1.0 (.6)	12,000	4.17 (30) [118]	8.9	86.3	9 (229)	3.25 (1.47)
AT415B*†	4-1/2 (114)	0.86 (.64)	12,000	3.2 (23) [91]	5.1	87	10 (254)	4.2 (1.9)

*Blue-Point®

Die Grinders

Stock No.	Collet Size, inches	Rated Power, HP (kW)	Free Speed, RPM	Air Consumption, Free Speed, CFM (SCFM) [l/min]	Vibration Level, m/s ²	Sound Level dB(A) Pressure	Length, inches (mm)	Weight, lb (kg)
PT100A †	1/4	0.3 (.2)	20,000	1.7 (11) [48]	3.2	83.3	6.1 (155)	1 (0.4)
PT110A †	1/4	0.3 (.2)	25,000	1.7 (11) [48]	6.3	85.9	5.75 (146)	1.2 (0.5)
PT200A †	1/4	0.5 (.3)	22,000	3.2 (23) [90]	2	85.1	6.9 (175)	1.2 (.5)
PT210A †	1/4	0.5 (.3)	20,000	3.2 (23) [90]	5.2	86	6.4 (162)	1.4 (.63)
PT200AL †	1/4	0.5 (.3)	22,000	3.2 (23) [90]	3	85.9	10.9 (276)	2.1 (.95)
PT400 †	1/4	1.0 (.6)	25,000	4.17 (30) [118]	2.1	84.7	7.5 (190)	1.5 (.68)
PT410 †	1/4	1.0 (.6)	12,000	4.17 (30) [118]	.78	81.8	7.5 (190)	2.0 (.91)
PT400L †	1/4	1.0 (.6)	23,000	4.17 (30) [118]	3.25	82.2	12.25 (311)	2.6 (1.1)
AT115 †	—	0.45 (.33)	22,000	4 (29) [113]	<2.5	95	6.5 (165)	1.3 (.61)
AT105 †	—	0.45 (.33)	22,000	4 (29) [113]	<2.5	102	6.5 (165)	1.3 (.61)
AT109 †	—	0.2 (.15)	20,000	2.1 (15) [59]	2.5	93	5.5 (140)	1.1 (.50)
AT118 †	—	0.2 (.15)	20,000	4.0 (29) [113]	2.5	93	5.5 (140)	1.1 (.50)
AT119 †	—	0.2 (.15)	20,000	3 (15) [59]	<6.92	100	6.81 (173)	1.1 (50)
AT116 †	—	0.2 (.15)	20,000	3 (15) [59]	3	100	6.5 (165)	1.1 (50)
AT120L †	1/4 (6.35)	0.22 (.164)	23,000	3 (22) [85]	1.83	77	11.02 (280)	1.45 (.66)
AT120LRA †	1/4 (6.35)	0.45 (.335)	18,000	3.3 (24) [93.4]	1.83	79	11.25 (285)	1.63 (.74)
AT1070A †	1/8		75,000	1 (7) [28]	2.0	72	5.3 (135)	.55 (0.25)
AT1070RA †	1/8		75,000	1 (7) [28]	2.0	72	5.9 (150)	.46 (0.21)

*See p.485 for AT109DGK Die Grinder Kit specifications.
† C €

Orbital and Geared Sanders

Stock No.	Pad/Disc Size, Dia., inches (mm)	Style	Rated Power, HP (kW)	Free Speed, RPM	Spindle Thread, inches	Air Consumption, Free Speed, CFM (SCFM) [l/min]	Vibration Level, m/s ²	Sound Level dB(A) Pressure	Length, inches (mm)	Weight, lb (kg)
PS4512 †	5 (127)	Orbital	0.25 (.19)	12,000	5/16"-24	2 (14) [57]	2.3	75.3	5 (127)	1.7 (0.77)
PS4612 †	6 (152)	Orbital	0.25 (.19)	12,000	5/16"-24	2 (14) [57]	2.3	75.3	6 (152)	2.5 (1.14)
PSF4612 †	6 (152)	Orbital Finishing	0.25 (.19)	12,000	5/16"-24	2 (14) [57]	2.1	74.9	6 (152)	2.4 (1.11)
PSF4312 †	3 (76)	Orbital Finishing	0.25 (.19)	12,000	1/4"-20	2 (14) [57]	2.1	74.9	3 (76)	1.44 (0.65)
PS4609 †	6 (152)	Geared (NV)	0.42 (.33)	1,000	3/8	3 (21.7) [85]	5.9	80	11 (281)	3.7 (1.70)
PS4609V †	6 (152)	Geared (V)	0.42 (.33)	1,000	3/8	3 (21.7) [85]	5.9	80	11 (281)	3.7 (1.70)
PS4809 †	8 (203)	Geared (NV)	0.42 (.33)	1,000	3/8	3 (21.7) [85]	5.9	80	11 (281)	4 (1.82)
PS4809V †	8 (203)	Geared (V)	0.42 (.33)	1,000	3/8	3 (21.7) [85]	5.9	80	11 (281)	4 (1.82)
AT408 †	8 (203)	Geared (NV)	0.5 (.37)	850	5/16"-24	5 (36) [142]	3.7	87	11 (281)	4.8 (2.18)
AT411A †	6 (152)	Dual Action	0.5 (.37)	10,000	5/16"-18 UNC	5 (36) [142]	3.7	79	8 (203)	4.7 (2.14)
AT425R †	5 (127)	Reversible Hi-speed	0.45 (.33)	13,000	7/16"-20 UNC	4.3 (31) [122]	<0.8	93	5.3 (135)	2.8 (1.28)
AT406C †	6 (152)	Orbital	.25 (.19)	12,000	5/16"-24	2.5 (18) [71]	2.8	85	8.6 (21.9)	1.5 (0.7)
AT475A †	2-3/4 x 17-1/2	Inline		1,800		2.3 (17) [65]	14.9	87	16 (406)	6.8 (3.09)
AT401MCA †	3 (76)	Micro Surface Prep	0.25 (.19)	15,000	1/4"-20	2.1 (15) [59]	<2.5	84	4.7 (119)	0.97 (0.44)
AT402MCA †	3 (76)	Micro Sander	0.25 (.19)	15,000	5/16"-24 UNF	2.1 (15) [59]	<2.5	84	5.2 (133)	1.1 (.50)
AT403MCA †	3 (76.2)	Micro Polisher	0.25 (.19)	6,000	5/16"-24 UNF	2.2 (16) [62]	<2.5	86	5.6 (143)	1.3 (0.60)
AT450DP †	7 (177)		0.7	2500	5/8-11	3.6		108 dB(A)	16 (406)	4.95 (2.25)
PT280THUGA †		Material Removal Tool	0.45 (.33)	3,500		4 (28) [113]	2.8	85	12 (304)	2.4 (1.09)

† C €

Cut Off Tools

Stock No.	Wheel Size, inches (mm)	Rated Power, HP (kW)	Free Speed, RPM	Air Consumption, Free Speed, CFM (SCFM) [l/min]	Vibration Level, m/s ²	Sound Level dB(A) Pressure	Length, inches (mm)	Weight, lb (kg)
PT250A †	3 (76)	0.5 (.37)	22,000	3.2 (23) [90]	6	86.1	7.2 (183)	1.6 (.73)
PT430 †	3 (76)	1.0 (0.75)	25,000	4.17 (23) [90]	6.92	87	7.5 (190)	1.9 (.86)
PT490 †	4 (102)	1.0 (0.75)	12,000	4.17 (23) [90]	3.41	87.8	9.3 (236)	3 (1.3)
AT154RA* †	4 (102)	0.7 (0.5)	13,000	3.1 (22) [87]	3.07	85	14.3 (365)	3.3 (1.5)
AT157R* †	3 (76)	0.45 (.33)	20,000	3.5 (25) [99]	<3.8	100	7.3 (185)	1.9 (.86)
AT153†	3 (76)	0.5 (0.37)	17,000	3.5 (24) [99.1]	<2.86	85	7.3 (185)	3.3 (1.5)

*Blue-Point

Reciprocating Saws (Blue-Point®)

Stock No.	Free Speed, SPM	Air Consumption, Free Speed, CFM (SCFM) [l/min]	Vibration Level, m/s ²	Sound Level dB(A) Pressure	Length, inches (mm)	Weight, lb (kg)
PTS1000 †	10,000	1.0 (8.5)	2.99	87.1	9.4 (238)	1.5 (0.69)
AT192A †	11,000	1.0 (7) [28]	10.1	94	9.3 (235)	1.75 (0.80)
AT194A †	8,250	0.7 (5) [20]	<6.6	87	6.7 (175)	1 (0.45)

† C €



• Read and follow safety messages for each type of Air Tool on the following pages and the safety precautions on pages W1 to W4

AIR: 1", 3/4" DRIVE IMPACT WRENCHES



MG1250



PT1800

3/4" Drive/Super Duty

MG1250 3/4" Drive Heavy-Duty Air Impact Wrench

- 1,250 ft-lb of torque
- Six-vane rotor for faster motor startup
- Twin-hammer impact mechanism and sealed-in oil bath lubrication provide durability and a longer tool life
- Lightweight one-piece housing cuts tool weight to a mere 8.1 lb for superior control and less user fatigue
- Anvil-stop feature prevents the anvil from throwing sockets and fasteners after releasing the trigger
- One-hand reverse button for easy operation

MG1250G Green 3/4" Drive Heavy-Duty

Air Impact Wrench

MG1250O Orange 3/4" Drive Heavy-Duty

Air Impact Wrench

MG1250HV Hi-Vis 3/4" Drive Heavy-Duty

Air Impact Wrench


1" Drive Heavy Duty Impact Wrenches

PT1800 1" Heavy Duty Impact Wrench

- Light weight design (16 lb)
- Powerful 1,800 ft-lb of torque output
- 3-speed forward and full power reverse
- Padded ergonomic side handle for comfortable use
- Rubber nose bumper for tool durability and work piece protection
- Side directed (reversible) exhaust for cleaner work
- Hard-hitting and durable twin hammer impact mechanism



Thru-Hole Anvil (P)



3" Long Anvil (L)



6" Extra Long Anvil (XL)



6" Long Anvil (L)

Specifications	MG1250†	MG1250L†	MG1250P†	MG1250XL†	PT1800†	PT1800L†
Drive Size, inches (mm)	3/4 (19)	3/4 (19)	3/4 (19)	3/4 (19)	1 (25)	1 (25)
Maximum Torque, ft-lb (N•m)	1,250 (1,694)	1,250 (1,694)	1,250 (1,694)	1,250 (1,694)	1,800 (2,440)	1,800 (2,440)
Free Speed, RPM	6,200	6,200	6,200	6,200	6,500	6,500
Blows Per Minute, BPM	1,050	1,050	1,050	1,050	800	800
Extended Anvil Length, inches (mm)	—	3 (76)	—	6 (152)	—	6 (152)
Anvil Type	Friction Ring	Friction Ring w/ Thru Hole	Pinned	Friction Ring w/ Thru Hole	Friction Ring w/ Thru Hole	Friction Ring w/ Thru Hole
Air Consumption, Free Speed, CFM (SCFM) [l/min]	6.4 (46) [181]	6.4 (46) [181]	6.4 (46) [181]	6.4 (46) [181]	6.7	6.7
Air Inlet Thread Size	3/8"-18 NPT	3/8"-18 NPT	3/8"-18 NPT	3/8"-18 NPT	1/2" NPT	1/2" NPT
Recommended Hose Size, inches (mm)	3/8 (10)	3/8 (10)	3/8 (10)	3/8 (10)	1/2 (13)	1/2 (13)
Vibration Level, m/s ²	10.38	10.38	10.38	10.38	12.4	12.4
Sound Level dB(A) Pressure	99.8	99.8	99.8	99.8	103	103
Length, inches (mm)	8 (203)	10.5 (266)	8 (203)	14.5 (368)	—	19
Weight, lb (kg)	8.1 (3.6)	8.6 (3.99)	8.1 (3.6)	9.5 (4.1)	16.1 (7.3)	17 (7.7)
Vinyl Boot	MG1200BOOT	MG1200BOOT	MG1200BOOT	MG1200BOOT	—	—

Impact wrench suffix: P = Pinned anvil, L = Long anvil, XL = Extra long anvil. Standard anvil for applications where frequent socket change is required.

Pinned anvil for high torque applications where socket security is a priority. Long or Extra long anvil for tight applications that require extra reach.

† C E

AIR: 1", 3/4" DRIVE IMPACT WRENCHES Blue-Point®


3/4" Drive/Heavy Duty (Blue-Point®)

AT670 3/4" Drive Impact Wrench (Blue-Point®)

- Lightweight composite housing with aluminum nose
- Three-position thumb operated forward/reverse lever
- Bottom handle exhaust
- Twin hammer mechanism



AT670



6" Long anvil (L)

Specifications	AT670†
Drive Size, inches (mm)	3/4 (19)
Maximum Torque, ft-lb (N•m)	1,050 (1,423)
Free Speed, RPM	6,700 (F), 6,900 (R)
Blows Per Minute, BPM	1,050
Anvil Type	Friction Ring
Air Consumption, Free Speed, CFM (SCFM) [l/min]	5.6 (40) [159]
Air Inlet Thread Size	3/8"-18 NPT
Recommended Hose Size, inches (mm)	3/8 (10) ID min.
Vibration Level, m/s ²	2.44
Sound Level dB(A) Pressure	99
Length, inches (mm)	8.5 (215)
Weight, lb (kg)	7.5 (3.44)

Impact wrench suffix: L = Long anvil. Standard anvil for applications where frequent socket change is required. Long anvil for tight applications that require extra reach.

† CE

AIR: 1/2" DRIVE IMPACT WRENCHES

1/2" Drive Impact Wrenches

- Delivers 810 ft-lb of max torque
- 1,270 blows per minute
- 9,200 free speed RPM
- Balanced ergonomic design
- Cushion grip handle
- Slow anvil start-up
- One-handed forward/reverse bar
- Large dial type regulator knob
- Forged aircraft grade 7075 aluminum nose
- Forged anvil, frame and hammers for long life



PT850



PT850L



PT850P

Specifications	PT850	PT850L	PT850P
Anvil Type	Friction Ring	Friction Ring Long Anvil	Pinned
Extended Anvil Length	—	3" (76)	—
Square Drive Size, inches	1/2	1/2	1/2
Torque Reverse, ft-lb (N•m)	810 (1098)	810 (1098)	810 (1098)
Torque Forward, ft-lb (N•m)	600 (813)	600 (813)	600 (813)
RPM Free Speed	9,200	9,200	9,200
Blows Per Minute	1,270	1,270	1,270
Air Consumption Working, cfm	4.1	4.1	4.1
Air Inlet Thread Size	1/4"-18 NPT	1/4"-18 NPT	1/4"-18 NPT
Air Supply Hose Size, inches (mm) ID	3/8 (9.5)	3/8 (9.5)	3/8 (9.5)
Length, inches (mm)	7.2 (18.3)	7.2 (18.3)	7.2 (18.3)
Weight, lb (kg)	4.2 (1.9)	4.2 (1.9)	4.2 (1.9)
Sound Pressure Level (A), dB	98.1	98.1	98.1
Vibration Level, m/s ²	8.2	8.2	8.2
Color	Red	Red/Black	Red/Black
Color: Green	PT850G	—	—
Color: Orange	PT850O	—	—
Color: Hi-Vis	PT850HV	—	—



- Use only impact sockets and accessories with impact wrenches
- Read safety precautions on pages W1 to W4

AIR: 1/2", 3/8" DRIVE IMPACT WRENCHES



AT5500T



AT570

Heavy Duty

Specifications	AT5500T	AT570†
Drive Size, inches (mm)	1/2 (13)	1/2 (13)
Maximum Torque, ft-lb (N•m)	550 (745)	570 (773)
Free Speed, RPM	9,000	6,900 (F), 7,000 (R)
Blows Per Minute, BPM	1,200	1,050
Anvil Type	Friction Ring	Friction Ring
Air Consumption, Free Speed, CFM (SCFM) [l/min]	4.2 (30) [119]	5.0 (36) [142] (F), 5.3 (38) [150] (R)
Air Inlet Thread Size	1/4"-18 NPT	1/4"-18 NPT
Recommended Hose Size, inches (mm)	3/8 (10)	3/8 (10)
Vibration Level, m/s ²	4.0	6.08
Sound Level dB(A) Pressure	94	95
Length, inches (mm)	5.9 (150)	7.24 (184)
Weight, lb (kg)	5.0 (2.29)	4.08 (1.87)
Vinyl Boot	AT5500TBOOT	AT570BOOT

† CE


AT5500T 1/2" Drive Tight Access Impact Wrench (Blue-Point®)

- 550 ft-lb of torque, 9,000 RPM and 1,200 blows per minute
- Compact and lightweight for reduced user fatigue
- Twin-hammer impact mechanism hits harder and delivers increased tool longevity
- Polished aluminum housing is durable and easy to clean
- Ball-bearing mounted motor for smooth running operation
- Removable brass inlet filter protects tool from grit and debris
- Large forward/reverse lever for one-handed operation

AT570 1/2" Drive Impact Wrench

- Use on automotive and truck fasteners
- Shot peen anvils for improved durability
- Reverse Bias motor provides additional breatorque
- Three position regulator to control power
- One-handed forward/reverse lever for user convenience
- Composite housing luminum nose combine to deliver a durable, lightweight and balanced unit
- Twin hammer impact mechanism delivers hard-hitting blows to quickly remove stubborn fasteners

AIR: 1/2", 3/8" DRIVE IMPACT WRENCHES



MG3255

MG325



MG325G

MG325O

MG325HV

Snap-on® Super Duty

Specifications	MG325†	MG325P†	MG3255†	MG3255L†	MG3255LP†	MG3255P†
Drive Size, inches (mm)	3/8 (10)	3/8 (10)	1/2 (13)	1/2 (13)	1/2 (13)	1/2 (13)
Maximum Torque, ft-lb (N•m)	325 (440)	325 (440)	325 (440)	325 (440)	325 (440)	325 (440)
Free Speed, RPM	10,700	10,700	10,700	10,700	10,700	10,700
Blows Per Minute, BPM	1,400	1,400	1,400	1,400	1,400	1,400
Extended Anvil Length, inches (mm)	—	—	—	2 (76)	2 (76)	—
Anvil Type	Friction Ring	Pinned	Friction Ring	Friction Ring	Pinned	Pinned
Air Consumption, Free Speed, CFM (SCFM) [l/min]	4 (28) [113]	4 (28) [113]	4 (28) [113]	4 (28) [113]	4 (28) [113]	4 (28) [113]
Air Inlet Thread Size	1/4"-18 NPT	1/4"-18 NPT	1/4"-18 NPT	1/4"-18 NPT	1/4"-18 NPT	1/4"-18 NPT
Recommended Hose Size, inches (mm)	3/8 (10)	3/8 (10)	3/8 (10)	3/8 (10)	3/8 (10)	3/8 (10)
Vibration Level, m/s ²	4.5	4.5	4.5	4.5	4.5	4.5
Sound Pressure Level, dB(A)	99.1	99.1	99.1	99.1	99.1	99.1
Length, inches (mm)	6.1 (155)	6.1 (155)	6.1 (155)	7.6 (193)	7.6 (193)	6.1 (162)
Weight, lb (kg)	2.8 (1.3)	2.8 (1.3)	2.8 (1.3)	2.9 (1.3)	2.9 (1.3)	2.8 (1.3)
Vinyl Boot	MG325BOOT	MG325BOOT	MG325BOOT	MG325BOOT	MG325BOOT	MG325BOOT
Color	Red	Red	Red	Red	Red	Red
Color: Hi-Vis	MG325HV	—	—	—	—	—
Color: Green	MG325G†	—	—	—	—	—
Color: Orange	MG325O†	—	—	—	—	—
Warranty	2 Years	2 Years	2 Years	2 Years	2 Years	2 Years

Impact wrench suffix: P = Pinned anvil, L = Long anvil, LP = Long pinned anvil. Standard anvil for applications where frequent socket change is required. Pinned anvil for high torque applications where socket security is a priority. Long anvil for tight applications that require extra reach.

† CE

MG325 3/8" Drive Air Impact Wrench

- 325 ft-lb maximum torque; 10,700 RPM free speed; 1,400 blows per minute
- Twin-hammer impact mechanism delivers hard-hitting blows with fewer moving parts to quickly remove stubborn fasteners
- Continuous oil bath lubrication prolongs tool life by reducing premature component wear
- Eight-vane motor delivers maximum speed and torque
- Lightweight, balanced design distributes weight evenly to reduce user fatigue
- One-handed forward/reverse lever for user convenience
- Patented Field Replaceable Cushion Grip handle insulates user's hand from cold and absorbs vibration
- Comfort cushion trigger button allows the user to work comfortably with less finger stress
- Anvil stop feature means anvil will stop when trigger is released to avoid throwing fasteners
- Protective Boot and Muffler Kit Included
- Weighs 2.8 lb (1.3 kg)

MG3255 1/2" Drive Air Impact Wrench

- Same features as MG325, except for a 1/2" drive anvil
- EU/CE - DE, ES, FR, IT, GB, NL



- Use only impact sockets and accessories with impact wrenches
- Read safety precautions on pages W1 to W4

AIR: 3/8", 1/4" DRIVE IMPACT WRENCHES Blue-Point®



AT370



AT380A



AT351



AT235MCA

3/8" Drive/Heavy Duty (Blue-Point®)

Specifications	AT370	AT380A†	AT351†	AT235MCA†
Drive Size, inches (mm)	3/8 (10)	3/8 (10)	3/8 (10)	1/4 (6)
Maximum Torque, ft-lb (N•m)	320 (434)	175 (230)	175 (237)	25 (34)
Free Speed, RPM	10,000 (F), 11,000 (R)	8,700	9,700	13,000
Blows Per Minute, BPM	1,050	1,680	1,200	2,900
Air Consumption, Free Speed, CFM (SCFM) [l/min]	4.4 (326) [125] (F), 4.7 (34) [133] (R)	3.9 (28) [111]	2.5 (18) [71]	1.67 (12) [47]
Air Inlet Thread Size	1/4"-18 NPT	1/4"-18 NPT	1/4"-18 NPT	1/4"-18 NPT
Recommended Hose Size, inches (mm)	3/8 (10)	3/8 (10)	3/8 (10) ID min.	3/8 (10) ID min.
Vibration Level, m/s ²	3.25	3.5	3.09	<2.5
Sound Level dB(A) Pressure	92	94	96.6	95.1
Length, inches (mm)	6.3 (160)	6.5 (165)	7.6 (194)	6.2 (158)
Weight, lb (kg)	2.62 (1.19)	3.0 (1.36)	2.5 (1.2)	1.4 (.64)
Vinyl Boot	AT370BOOT	AT380BOOT	-	-

† C E

AT370 3/8" Drive Impact Wrench

- Use on automotive and truck fasteners
- Shot peened anvils for improved durability
- Reverse Bias motor provides additional breakaway torque
- Three-position regulator to control power
- One-handed forward/reverse lever for convenient use
- Composite housing with aluminum nose combine to deliver a durable, lightweight and balanced unit
- Twin hammer impact mechanism delivers hard-hitting blows to quickly remove stubborn fasteners

AT380A 3/8" Drive Impact Wrench (Blue-Point®)

- Built-in five-position adjustable air regulator plus a variable-speed trigger for maximum user control
- Aluminum housing provides a lightweight yet durable tool
- Tapered nose increases accessibility to confined areas
- Ball-bearing mounted motor creates a smooth running operation for less user fatigue
- Brass inlet filter screens out dirt and grit; easy-to-remove filter for cleaning
- Twin-hammer impact mechanism designed to hit hard yet offer tool longevity
- One-year limited warranty
- EU/CE DE, ES, FR, GB, IT, NL

AT351 3/8" Drive Impact Wrench (Blue-Point®)

- Built-in air inlet swivel
- 8 position power regulator
- Rotary action air motor is ball bearing mounted for balance, speed and power
- Ideal tool for small engine repair and bench work

AT235MCA 1/4" Drive Micro Impact Wrench (Blue-Point®)

- 25 ft-lb torque
- Balanced, lightweight, reduces fatigue
- Durable composite housing
- Oversized trigger with variable-speed
- Convenient one-handed forward/reverse lever
- Exhaust is from the handle bottom, keeping exhaust away from work area and user



AT1038

AT2538

AT1038 3/8" Drive Right Angle Impact Wrench

- Right Angle impact wrench
- 190 ft-lb torque
- Jumbo clutch mechanism
- Multiple speed settings – two forward and one reverse
- One year warranty

AT2538 3/8" Drive Compact Impact Wrench

- 380 ft-lb torque
- Jumbo Hammer mechanism
- Thumb-operated FWD/REV lever
- Three forward speeds and one reverse
- Bottom handle exhaust
- One year warranty



PTR72



FAR2500



PTR72G



PTR72HV



PTR720



FAR2505

Air Ratchets (Snap-on®)

Specifications	PTR72	FAR2500†	FAR2505†
Drive Size, inches (mm)	3/8 (10)	1/4 (6)	3/8 (10)
Maximum Torque, ft-lb (N•m)	70 (95)	0–35 (0–47)	0–35 (0–47)
Free Speed, RPM	275	225	225
Air Consumption, Free Speed, CFM (SCFM) [l/min]	4.5 (32) [127]	1.7 (11) [48]	1.7 (11) [48]
Air Inlet Thread Size	1/4"-18 NPT	1/4"-18 NPT	1/4"-18 NPT
Recommended Hose Size, inches (mm)	3/8 (10)	3/8 (10)	3/8 (10)
Vibration Level, m/s ²	5.2	2.5	2.5
Sound Level dB(A) Pressure	92.9	84	84
Length, inches (mm)	12.1 (308)	7.8 (197)	7.8 (198)
Weight, lb (kg)	2.9 (1.3)	1.4 (.6)	1.4 (.6)
Vinyl Boot	YA889 (included)	YA905 (included)	YA905 (included)
Warranty	2 Year	1 Year	1 Year

† C E

PTR72 3/8" Drive Super-Duty Air Ratchet

- 70 ft-lb torque output to remove stubborn fasteners
- Easily withstands 158 ft-lb of manual torque
- 275 free speed RPM for fast removal and installation of fasteners
- "Stop lock" pins prevent ratchet pawl lockup
- Steel wear bushings reduce ratchet head wear
- Dual pawls for added strength
- Tip valve style trigger is easy to feather for greater control
- Large selector knob for easy direction change
- Adjustable composite exhaust directs airflow away from work
- Cushion grip for added comfort and control

FAR2500 1/4" Drive Mini Air Ratchet

FAR2505 3/8" Drive Mini Air Ratchet

- Balanced lightweight housing weighing 1.4 lb for superior control with less user fatigue
- Soft grip handle provides increased comfort, reduced vibration and insulates against cold
- Hard coated motor plates helps reduce scoring for longer tool life
- Large, selector knob is easy to turn with greasy hands; easy to reverse direction
- Zerk fitting in selector knob allows ratchet head to be lubricated for longer tool life



- Use only impact sockets and accessories with impact wrenches
- Read safety precautions on pages W1 to W4

AIR: 1/2", 3/8", 1/4" DRIVE RATCHETS



AT705B



AT700F



AT200D



AT204A

Air Ratchets (Blue-Point®)

Specifications	AT200D†	AT204A†	AT700F†	AT705B†
Drive Size, inches (mm)	1/4 (6)	1/4 (6)	3/8 (10)	1/2 (13)
Torque Range, ft-lb (N•m)	5–25 (6–34)	30 ft-lb max.	5–60 (6–81)	5–50 (6–68)
Free Speed, RPM	230	350	165	150
Air Consumption, Free Speed, CFM (SCFM) [l/min]	1.4 (10) [40]	3.5 (25) [99]	3.0 (22) [85]	3.0 (22) [85]
Air Inlet Thread Size	1/4"-18 NPT	1/4"-18 NPT	1/4"-18 NPT	1/4"-18 NPT
Recommended Air Pressure, PSIG (kPa)	90 (620)	90 (620)	90 (620)	90 (620)
Vibration Level, m/s ²	3.3	3.6	8.7	8.7
Sound Level dB(A) Pressure	85	94	89	89
Length, inches (mm)	8.7 (222)	5.12 (130)	10.1 (257)	10.7 (273)
Weight, lb (kg)	1.1 (.50)	1.05 (.48)	2.5 (1.14)	2.5 (1.14)
Vinyl Boot	AT200D22A	AT238-36	AT700E49A	AT700E49A

† C E

AT200D 1/4" Drive Air Ratchet (Blue-Point®)

- 20 ft-lb maximum torque
- Lightweight aluminum housing
- Rugged ball-bearing-mounted air motor and precision planetary gear system
- Includes vinyl boot

AT204A 1/4" Drive Mini Air Ratchet (Blue-Point®)

- Ideal for working in tight quarters
- Head clearance is less than 3/4"
- Includes variable-speed trigger, adjustable air regulator and 5' nylon braided whip hose for maneuverability and control
- Composite housing provides strength and durability

AT700F 3/8" Drive Ratchet (Blue-Point®)

- Delivers 5–45 ft-lb of torque
- Rugged ball bearing mounted air motor and precision planetary gear system
- Easy-to-use variable-speed throttle plus adjustable air regulator
- Lightweight aluminum housing

AT705B 1/2" Drive Ratchet (Blue-Point®)

- 1/2" drive ratchet in a 3/8" drive body
- Ball bearing mounted motor for longer tool life



AT208A

Air Ratchets (Blue-Point®)

AT208A 3/8" Mini Air Ratchet Wrench

- Compact size allows for greater access to tight spaces
- Easy to use with a variable speed throttle
- 30 ft-lb torque

- Lightweight design reduces fatigue
- Comfort grip, head boot and 5' braided PU hose
- One Year Limited Warranty



AT238A

AT238A 3/8 Mini Impacting Ratchet Wrench

- Reaction-less clutch mechanism prevents kick-back
- 40 ft-lb torque

- Compact size allows for greater access to tight spaces
- Lightweight design reduces fatigue
- One Year Limited Warranty

1/4", 1/2" and 3/8" Capacity Drills

Specifications	PDR2500	PDR2501	PDR5000A†	PDR5001	PDR3000A†	PDR3001
Chuck Size, inches (mm)	1/64-1/4" (6.35)	1/64-1/4" (6.35)	1/2 (13)	1/2 (13)	3/8 (10)	3/8" (10)
Rated Power, HP (kW)	0.25	0.25	0.45 (.33)	0.45 (.33)	0.45 (.33)	.45 (.33)
Torque Range, in-lb (N•m)	30 (3.4)	30 (3.4)	0-300 (0-34)	0-120 (0-14)	0-50 (0-6.0)	0-50 (0-6.0)
Free Speed, RPM	1,800	1,800	450	490	2,500	2,500
Spindle Thread, inches	3/8"-24 UNF	3/8"-24 UNF	1/2"-20 UNF	1/2"-20 UNF	3/8"-24 UNF	3/8"-24 UNF
Air Consumption, Average, CFM (SCFM) [l/min]	4.0 CM (29SCFM)	4.0 CM (29SCFM)	3.8 (27) [108]	3.8 (27) [108]	3.5 (25) [99]	3.5 (25) [99]
Air Inlet Thread Size	1/4"-18 NPT	1/4"-18 NPT	1/4"-18 NPT	1/4"-18 NPT	1/4"-18 NPT	1/4"-18 NPT
Recommended Hose Size, inches (mm)	3/8"	3/8"	3/8 (10)	3/8 (10)	3/8 (10)	3/8" (10)
Vibration Level, m/s ²	1.02	1.02	0.9	<2.5	3.0	3.0
Sound Pressure Level, dB(A)	81.8	81.8	82.6	82	82.6	79.7
Length, inches (mm)	6.0 (152)	6.0 (152)	8.7 (222)	9 (229)	7 (178)	7 (178)
Weight, lb (kg)	1.5 (.68)	1.5 (.68)	3 (1.3)	3.8 (1.7)	2.5 (1.1)	2.5 (1.1)
Auxiliary Handle	-	-	PDR5000-40A	PDAH1A	-	-
Chuck Key	1/64-1/4" (6.35)	1/64-1/4" (6.35)	30429	-	30002	-
Chuck Type	Keyed	Keyless	Keyed	Keyless	Keyed	Keyless
Color	Red	Red	Red	Red	Red	Red
Color Option: Green	PDR2500G	PDR2501G	PDR5000AG	PDR5001G	PDR3000A	PDR3001G
Color Option: Hi-Vis	PDR2500HV	PDR2501HV	PDR5000AHV	PDR5001HV	PDR3000AG	PDR3001HV
Color Option: Orange	PDR2500O	PDR2501O	PDR5000AOa	PDR5001O	PDR3000AHV	PDR3001O
Replacement Chuck	21019B	74247	PDR5000-2	PDR5000-2	PDR3000AO	PDR3000-2

† C E

PDR5000A 1/2" Capacity Reversible Drill

PDR5001 1/2" Capacity Keyless Chuck Reversible Drill

- Five-vane air motor delivers high torque power for added durability
- Three-planet industrial strength gear train provides durability for heavy duty applications
- Precise .0025" chuck run-out for precision drilling
- Includes side handle for added control in high torque drilling applications

PDR3000A 3/8" Capacity Reversible Drill

PDR3001 3/8" Capacity Keyless Chuck Reversible Drill

- Top-mounted forward/reverse switch allows one-hand operation for convenience and to save time
- Five-vane air motor provides more drilling power to get the job done faster
- Over-molded cushion handle insulates from cold and vibration to reduce user fatigue
- Variable-speed trigger for more control of drilling speed allows for precise drilling and increased safety
- Internal ball bearing construction for smooth operation and extended tool life



PDR2500 1/4" Micro Reversible Air Drill

PDR2501 1/4" Keyless Chuck Micro Reversible Air Drill

- One-handed forward/reverse for easy operation
- Variable speed trigger for precise tool control
- Comfort cushion grip allows you to work all day
- Excellent runout for consistent drilling, reaming and honing
- Industrial drivetrain and gearing for long tool life
- Slow start up for easy control
- Handle exhaust directs air downward
- All ball and needle bearing spindle components
- Machined planetary gears balance the load

Spotweld Drill

Specifications	AT184†
Chuck Size, inches (mm)	5/16 (8)
Rated Power, HP (kW)	0.32 (.65)
Free Speed, RPM	0-1,000/0-1,800
Air Consumption, Free Speed, CFM (SCFM) [l/min]	8.4 (60) [238]
Air Inlet Thread Size	1/4"-18 NPT
Recommended Hose Size, inches (mm)	3/8 (10)
Sound Level dB(A) Pressure	84
Length, inches (mm)	7.9 (201)
Spotweld Drill Bit (6.5 mm) (optional)	AT183-43A
Spotweld Drill Bit (8 mm) (included)	AT183-50A
Spotweld Drill Bit (10 mm) (optional)	AT183-51A
Support Arm 5.5 (optional)	AT184-26A

† C E



AT184



AT183-43A



• Read safety precautions on pages W1 to W4

AIR: 1/4", 3/8", 1/2" CAPACITY DRILLS Blue-Point®



AT5000



AT3000



AT811



AT801MCA

3/8" and 1/2" Drills (Blue-Point®)

Specifications	AT5000†	AT3000†	AT811†	AT801MCA
Chuck Size, inches (mm)	1/2 (13)	3/8 (10)	3/8 (10)	1/4 (6)
Rated Power, HP (kW)	0.45 (.33)	0.45 (.33)	0.45 (.33)	0.25 (.19)
Torque Range, in-lb (N•m)	0-120 (0-14)	0-40 (0-4.5)	0-55 (0-6)	0-18 (0-2.0)
Free Speed, RPM	490	1,675	1,320	1,800
Spindle Thread, inches	1/2"-20 UNF	3/8"-24 UNF	3/8"-24 UNF	3/8"-24 UNF
Air Consumption, Average, CFM (SCFM) [l/min]	3.8 (27) [108]	3.5 (25) [95]	3.4 (24) [95]	1.9 (13.6) [53.8]
Air Inlet Thread Size	1/4"-18 NPT	1/4"-18 NPT	1/4"-18 NPT	1/4"-18 NPT
Recommended Hose Size, inches (mm)	3/8 (10)	3/8 (10)	3/8 (10) ID min.	3/8 (10) ID min.
Vibration Level, m/s ²	<2.5	<2.5	<.8	<2.5
Sound Level dB(A) Pressure	82	82	110	96.4
Length, inches (mm)	9 (229)	7.6 (194)	8.2 (208)	7.2 (183)
Weight, lb (kg)	3.8 (1.7)	3.2 (1.4)	2.5 (1.1)	1.5 (0.68)
Auxiliary Handle	PDAH1A	—	—	—
Vinyl Boot (opt.)	AT5000BOOT	AT3000BOOT	—	—

† C E

AT5000 1/2" Reversible Drill (Blue-Point®)

- Chuck key conveniently stores in handle
- Variable-speed trigger
- Convenient, one-hand forward/reverse operation
- Bottom handle directs exhaust away from the work

AT3000 3/8" Reversible Drill (Blue-Point®)

- Convenient, one-hand forward/reverse operation
- Bottom handle diffused exhaust
- Comfort grip handle
- Keyless chuck saves time when changing bits

AT811 3/8" Angle Drill (Blue-Point®)

- Convenient, one-hand push button forward/reverse operation
- Rear exhaust keeps air away from the work area
- Ball bearing construction for longer tool life

AT801MCA 1/4" Micro Drill (Blue-Point®)

- Small size ideal for working in confined areas
- Durable composite housing stands up to rugged use
- Reverse lever conveniently positioned for one-hand operation
- Oversize variable-speed trigger

Heavy Duty Air Hammer

Specifications	PH3050BR	AT2050†
Bore Diameter, inches (mm)	3/4 (19)	3/4 (19)
Blows Per Minute, BPM	2,500	3,400
Piston Stroke, inches (mm)	3 (76)	2.75 (70)
Shank Opening, inches (mm)	0.401 (10.1)	0.401 (10.1)
Air Consumption, Free Speed, CFM (SCFM) [l/min]	2.1 (14) [59]	2.5 (18) [71]
Air Inlet Thread Size	1/4"-18 NPT	1/4"-18 NPT
Recommended Hose Size, inches (mm)	5/16 (8)	5/16 (8)
Vibration Level, m/s ²	2.8	3.0
Sound Level dB(A) Pressure	91.4	99
Length, inches (mm)	9.0 (228)	7.4 (187)
Weight, lb (kg)	5.9 (2.7)	4.6 (2.1)
Vinyl Boot	PH3050RBOOT	AT2050BOOT
Color: Green	PH3050BG	-
Color: Hi-Vis	PH3050BHV	-
Color: Orange	PH3050BO	-

† C E

PH3050BR Super-Duty Air Hammer

- Dual elastomer cushions absorb shock and vibration to reduce user fatigue
- Phenolic (Kevlar® reinforced) flutter disc provides long life
- Direct multi-port front exhaust keeps air and debris away from user
- High grade steel barrel provides greater strength
- Variable-speed soft-touch trigger provides featherability for greater control
- Four-position built-in air regulator varies power for different applications
- Air line screen helps prevent foreign particles from clogging trigger mechanism
- Hardened steel piston delivers harder blows for maximum impact
- Includes PH200D Quick Change Chuck Retainer

AT2050 Heavy Duty Hammer (Blue-Point®)

- Intended for heavy-duty applications such as cutting large bolts and rivets, separating ball joints, cutting heavy gauge sheet metal and riving bushings
- 3,400 blows per minute
- Quick change chuck makes bit changing easy
- Variable speed trigger with built-in speed regulator
- Comfort grip handle for less user fatigue
- Hard hitting to get the job done quicker



PH3050BR



AT2050

PH3050BRCH4 Super Duty Set

Includes:

Stock No.	Description
PH3050BR	Super-Duty Air Hammer
PH200D	Universal Quick Change Chuck Retainer
PHG55A	Air Hammer Flat Chisel
PHG57A	Air Hammer Double Bladed Panel Cutter
PHG59A	Air Hammer Tapered Punch
PHG87A	Muffler Cutter
PB1D	Storage Case



PH3050BRCH4

Retainer Chuck

PH200D Universal Quick Change Chuck Retainer

- Use for fast and easy insertion/removal of air hammer bits
- Non-turning insert design reduces wear for longer tool life
- Constructed from high grade steel – insert is constructed from durable polyurethane elastomer
- Universal design fits most air hammers
- Knurled collar provides a solid gripping surface, even with greasy hands



PH200D



- Use air hammer accessories only for intended purpose, replace when worn or broken
- Read safety precautions on pages W1 to W4

AIR: DIE GRINDERS



PT100A



PT110A



PT200A



PT210A



PT200AL

Mini and Standard Die Grinders - 1/4" Collet

Specifications	Mini Series		Standard Series		
	PT100A†	PT110A†	PT200A†	PT210A†	PT200AL†
Collet Size, inches	1/4	1/4	1/4	1/4	1/4
Rated Power, HP (kW)	0.3 (.2)	0.3 (.2)	0.5 (.3)	0.5 (.3)	0.5 (.3)
Free Speed, RPM	25,000	25,000	23,000	23,000	23,000
Air Consumption, Free Speed, CFM (SCFM) [l/min]	1.7 (11) [48]	1.7 (11) [48]	3.2 (23) [90]	3.2 (23) [90]	3.2 (23) [90]
Air Inlet Thread Size	1/4"-18 NPT	1/4"-18 NPT	1/4"-18 NPT	1/4"-18 NPT	1/4"-18 NPT
Recommended Hose Size, inches (mm)	3/8 (10)	3/8 (10)	3/8 (10)	3/8 (10)	3/8 (10)
Vibration Level, m/s ²	3.2	6.3	2	5.2	3
Sound Level dB(A) Pressure	83.3	85.9	85.1	86	85.9
Length, inches (mm)	6.1 (155)	5.75 (146)	6.9 (175)	6.4 (162)	10.9 (276)
Weight, lb (kg)	1 (0.4)	1.2 (0.5)	1.2 (.5)	1.4 (.63)	2.1 (.95)

†CE

Heavy Duty Die Grinders

- With more stall torque than any other Snap-on® Die Grinders, these Die Grinders are ergonomically designed and surprisingly lightweight for superior control, low vibration and less fatigue

- Featuring thermally balanced 1 HP motors that deliver 12,000 RPM–25,000 RPM of free speed power for maximum performance and high stall torque
- Provides the maneuverability to reach even the most restricted areas—and all the power you would ever need



PT400



PT400L



PT410

Specifications	PT400†	PT410†	PT400L†
Collet Size, inches	1/4	1/4	1/4
Rated Power, HP (kW)	1.0 (.6)	1.0 (.6)	1.0 (.6)
Free Speed, RPM	25,000	12,000	23,000
Air Consumption, Free Speed, CFM (SCFM) [l/min]	4.17 (30) [118]	4.17 (30) [118]	4.17 (30) [118]
Air Inlet Thread Size	1/4"-18 NPT	1/4"-18 NPT	1/4"-18 NPT
Recommended Hose Size, inches (mm)	3/8 (10)	3/8 (10)	3/8 (10)
Vibration Level, m/s ²	2.1	.78	3.25
Sound Level dB(A) Pressure	84.7	81.8	82.2
Length, inches (mm)	7.5 (190)	7.5 (190)	12.25 (311)
Weight, lb (kg)	1.5 (.68)	2.0 (.91)	2.6 (1.1)

†CE

AIR: DIE GRINDERS BluePoint®



AT1070A

Pencil (1/8" Collet) (Blue-Point®)

- Twist action variable-speed control
- 5' (1.5 m) long protected air hose
- Used with 1/8" shank grinding accessories rated a minimum of 75,000 RPM
- Ideal for tight spaces and easy cleaning of dies, rotors and brake pads

AT1070A Pencil Die Grinder (Blue-Point®)

AT1070RA Right Angle Pencil Air Die Grinder (Blue-Point®)



AT1070RA

Specifications	AT1070A†	AT1070RA†
Collet Size, inches	1/8	1/8
Rated Power, HP (kW)	—	—
Free Speed, RPM	75,000	75,000
Air Consumption, Free Speed, CFM (SCFM) [l/min]	1 (7) [28]	1 (7) [28]
Air Inlet Thread Size	1/4"-18 NPT	1/4"-18 NPT
Recommended Hose Size, inches (mm)	3/8 (10)	3/8 (10)
Vibration Level, m/s ²	2.0	2.0
Sound Level dB(A) Pressure	72	72
Length, inches (mm)	5.3 (135)	5.9 (150)
Weight, lb (kg)	.55 (0.25)	.46 (0.21)

†CE



1/4" Collet (Blue-Point®)

Specifications	AT115†	AT118†	AT105†	AT109*†	AT119†	AT116†	AT120L	AT120LRA
Collet Size, inches	1/4	1/4	1/4	1/4	1/4	1/4	—	—
Rated Power, HP (kW)	0.45 (.33)	0.2 (.15)	0.45 (.33)	0.2 (.15)	0.2 (.15)	0.2 (.15)	0.22 (.164)	0.45 (.335)
Free Speed, RPM	22,000	20,000	22,000	20,000	20,000	20,000	23,000	18,000
Air Consumption, Free Speed, CFM (SCFM) [l/min]	4 (29) [113]	4.0 (29) [113]	4 (29) [113]	2.1 (15) [59]	3 (15) [59]	3 (15) [59]	3 (22) [85]	3.3 (24) [93.4]
Air Inlet Thread Size	1/4"-18 NPT	1/4"-18 NPT	1/4"-18 NPT	1/4"-18 NPT	1/4"-18 NPT	1/4"-18 NPT	1/4"-18 NPT	1/4"-18 NPT
Recommended Hose Size, inches (mm)	3/8 (10)	3/8 (10)	3/8 (10) ID min.	3/8 (10)	3/8 (10)	3/8 (10)	3/8 (10)	3/8 (10)
Vibration Level, m/s ²	<2.5	2.5	<2.5	2.5	<6.92	3	1.83	1.83
Sound Level dB(A) Pressure	95	93	102	93	100	100	77	79
Length, inches (mm)	6.5 (165)	5.5 (140)	6.5 (165)	5.5 (140)	6.81 (173)	6.5 (165)	11.02 (280)	11.25 (285)
Weight, lb (kg)	1.3 (.61)	1.1 (.50)	1.3 (.61)	1.1 (.50)	1.1 (50)	1.1 (50)	1.45 (.66)	1.63 (.74)

* See p.485 for AT109DGK die grinder kit specifications.
† CE

AT115 Standard Die Grinder (Blue-Point®)

- Intended for most standard deburring operations
- Ergonomic handle grip increases comfort and control
- Safety lever throttle
- Built-in speed regulator
- Brass bearing cap and hose adaptor
- Rear diffused exhaust

AT118 90° Angle Mini Die Grinder (Blue-Point®)

- Clean dies, rotors, backing plates and brake pad mounts
- Removes gasket material, grinds valve seats, dresses welds and enlarges holes
- Compact mini-design with 90° angled head for easy access
- Ergonomic handle grip increases comfort and control
- Safety lever throttle
- Built-in speed regulator
- Brass bearing cap and hose adaptor

AT105 Standard Air Die Grinder (Blue-Point®)

- Aluminum housing for long lasting durability
- Intended for most standard deburring operations
- High quality bearings improve productivity with less repair
- Rear exhaust directs air away from work area

AT109 Right Angle Mini Air Die Grinder (Blue-Point®)

- Aluminum housing for long lasting durability
- Compact mini design with 90° head for easy access
- High quality bearings improve productivity with less repair

AT109DGK Die Grinder Kit (Blue-Point®)

- Includes: AT109 mini angle die grinder plus one 2" (50.8 mm) ROLOC® pad, two 2" (50.8 mm) coarse discs, two 2" (50.8 mm) medium discs, two 2" (50.8 mm) 24 grit discs, two 2" (50.8 mm) 36 grit discs, two 2" (50.8 mm) crud discs, one 3" (76.2 mm) ROLOC® pad, two 3" (76.2 mm) 50 grit discs, two 3" (76.2 mm) 120 grit discs, two 3" (76.2 mm) crud discs, one 1/4" shank adaptor and two spanner wrenches in storage case

AT119 Mini Angle Air Die Grinder (Blue-Point®)

- 115° offset head provides a more ergonomic grinding position
- Thread-on style disc provides a more compact head
- One 2" quick change disc included so tool is ready for your abrasive pad
- Body work spot sanding
- Cleaning gasket material from surfaces
- Dressing welds
- Cleaning brake rotors, backing plates and brake pad

AT116 Mini Angle Air Die Grinder (Blue-Point®)

- 115° offset head provides a more ergonomic grinding position
- 1/4" collet
- Compact size is ideal for accessing tough-to-reach areas
- Comfort grip over mold
- Variable speed regulator for precision control
- CE-DE, ES, FR, IT, GB, NL
- Optional Accessories:

- AT116-3 ROLOC® Pad (2", 1/4" shaft)
- AT116-4 ROLOC® Pad (3", 1/4" shaft)

AT120L Extended Length Mini Die Grinder (Blue-Point®)

- Extended reach of 4.5" to gain access into limited work space
- Comfort grip reduces fatigue
- Built-in speed regulator matches tool speed to the job
- Safety throttle release the lever and the tool turns off
- CE DE, ES, FR, IT, GB, NL

AT120LRA Right Angle Extended Length Mini Die Grinder (Blue-Point®)

- Built-in speed regulator matches tool speed to the job
- Comfort grip reduces fatigue
- Safety throttle release the lever and the tool turns off
- .45 HP motor with free speed of 18,000 RPM
- Extended reach of 4.5" with a 90° head



- Use only accessories intended for die grinders
- Do not use grinder accessories above their maximum rated RPM
- Read safety precautions on pages W1 to W4

AIR: DIE GRINDERS BluePoint®



AT215



AT187

Grinders (Blue-Point®)

AT215 2" Angle Grinder

- Excellent for working in confined areas on jobs that require fast metal removal
- Ideal for body shops, automobile and truck repair
- Grease Fitting in Head Enables gears to be greased for longer tool life
- Includes six 2" wheels tool is ready for use providing convenience
- Moveable guard, up to 50° in either direction fitting various applications
- Built in speed regulator allows user to set desired speed providing more control
- Rear exhaust with rotating deflector directs air away from work area with no blow back at user
- Comfort Grip Housing Insulate from cold and vibration for less user fatigue
- Safety Lever Throttle Prevents accidental start ups for increased safety

Engraving Pen (Blue-Point®)

AT187 Engraving Pen (Blue-Point®)

- Mark tools and other objects to prevent theft
- Use on hardened steel plate (up to HRC55), metals, glass, stone, ceramic, plastics and more
- Used for deburring operations plus reshaping screw or bolt heads for removal
- Rugged metal housing
- Knurled fingertip control
- Tips sold separately

CUT OFF TOOLS



PT430



PT490

Heavy Duty Cut Off Tools

- Powerful thermally balanced air motor cools internal parts and tool surface
- Double bearings for smooth operation
- Built-in speed regulator for easy adjustment
- Rear-diffused exhaust directs exhaust away from the work area
- Lightweight and ergonomic comfort grip handle for less user fatigue
- Paddle-style trigger/safety lever for easy operation
- Precision-machined steel end plates for greater durability
- Adjustable wheel guard so tool can be used at any angle

PT430 1 HP Heavy-Duty 3" Cut-Off Tool

PT490 1 HP Heavy-Duty 4" Angle Cut-Off Tool

Specifications	PT430	PT490
Wheel Size, inches (mm)	3 (76)	4 (102)
Rated Power, HP (kW)	1.0 (0.75)	1.0 (0.75)
Free Speed, RPM	25,000	12,000
Air Consumption, Free Speed, CFM (SCFM) [l/min]	4.17 (23) [90]	4.17 (23) [90]
Air Inlet Thread Size	1/4"-18 NPT	1/4"-18 NPT
Recommended Hose Size, inches (mm)	3/8 (10)	3/8 (10)
Vibration Level, m/s ²	6.92	3.41
Sound Level dB(A) Pressure	87	87.8
Length, inches (mm)	7.5 (190)	9.3 (236)
Weight, lb (kg)	1.9 (.86)	3 (1.3)
3" Cutter Wheels (36-Grit) (opt.)	AT150-20A	—
4" Cutter Wheels (opt.)	—	AT154RWHLMP
3" Cutter Wheels (54-Grit) (opt.)	AT150C29A	—

Cut Off Tools

3" Cut-Off Tool

- Adjustable cutting wheel guard rotates to any safe and convenient position
- Adjustable rear exhaust keeps exhaust away from the work area
- Thermally balanced air motor acts as internal cooling system to protect moving parts and efficiently routes air to control surface temperature of tool
- Ten-position power/speed regulator precisely matches tool speed to job requirements
- Variable speed paddle-style safety trigger prevents accidental start-ups
- Collet system on the die grinders provides bit retention and minimal runout
- High-quality single-row bearings allow for smooth operation and minimal runout to keep the tool running longer



PT250A

Specifications	PT250A
Wheel Size, inches (mm)	3 (76)
Rated Power, HP (kW)	0.5 (.37)
Free Speed, RPM	22,000
Air Consumption, Free Speed, CFM (SCFM) [l/min]	3.2 (23) [90]
Air Inlet Thread Size	1/4"-18 NPT
Recommended Hose Size, inches (mm)	3/8 (10)
Vibration Level, m/s ²	6
Sound Level dB(A) Pressure	86.1
Length, inches (mm)	7.2 (183)
Weight, lb (kg)	1.6 (.73)
3" Cutter Wheels (36-Grit) (opt.)	AT150-20A
3" Cutter Wheels (54-Grit) (opt.)	AT150C29A

- Black Alcryn® grips with red Snap-on® logo for improved comfort and resistance to automotive fluids
- Easy wheel changing using standard wrenches
- Optional accessories include AT150-20A Cut-off Wheels
- CE - DE, ES, FR, IT, GB and NL

Reversible Cut Off Tools (Blue-Point®)

Specifications	AT154RA†	AT157R†
Wheel Size, inches (mm)	4 (102)	3 (76)
Rated Power, HP (kW)	0.7 (0.5)	0.45 (.33)
Free Speed, RPM	13,000	20,000
Air Consumption, Free Speed, CFM (SCFM) [l/min]	3.1 (22) [87]	3.5 (25) [99]
Air Inlet Thread Size	1/4"-18 NPT	1/4"-18 NPT
Recommended Hose Size, inches (mm)	3/8 (10)	3/8 (10)
Vibration Level, m/s ²	3.07	<3.8
Sound Level dB(A) Pressure	85	100
Length, inches (mm)	14.3 (365)	7.3 (185)
Weight, lb (kg)	3.3 (1.5)	1.9 (.86)
3" Cutter Wheels (36-Grit) (opt.)	—	—
3" Cutter Wheels (54-Grit) (opt.)	—	AT150C29A
4" Cutter Wheels	AT154RWHLMP	—

† C E

AT154RA 4" Reversible Cut Off Tool (Blue-Point®)

- 14.3" overall length provides extended reach for easier access
- Reverse mode controls direction of sparks for safety
- Exhaust diffused through the rear of tool away from work surface
- Side handle provides additional tool control

AT157R 3" Reversible Cut-Off Tool (Blue-Point®)

- Reversible 3" cut-off tool is ideal for use in body shops and other general automotive applications
- Spark direction control
- Extended reach for hard-to-access areas
- Built-in speed regulator for fine tuning
- Safety throttle lever
- Comfort grip handle
- Uses wheels only rated above 18,000 RPM
- Recommended for cutting mufflers, hose clamps, bolts and sheet metal
- 1 year limited warranty



AT154RA



AT157R

Cut Off Tools (Blue-Point®)

Specifications	AT153
Wheel Size, inches (mm)	3 (76)
Rated Power, HP (kW)	0.5 (0.37)
Free Speed, RPM	17,000
Air Consumption, Free Speed, CFM (SCFM) [l/min]	3.5 (24) [99.1]
Air Inlet Thread Size	1/4"-18 NPT
Recommended Air Pressure, PSIG (kPa)	90 (620)
Recommended Hose Size, inches (mm)	3/8 (10)
Vibration Level, m/s ²	<2.86
Sound Level dB(A) Pressure	85
Length, inches (mm)	7.3 (185)
Weight, lb (kg)	3.3 (1.5)
3" Cutter Wheels (36-Grit) (opt.)	AT150-20A
3" Cutter Wheels (54-Grit) (opt.)	AT150C28A

† C E

AT153 Cut Off Tool (3") (Blue-Point®)

- Compact size excellent for accessing areas with limited working space
- Heavy duty bevel gears for tool longevity
- Indexing adjustable guard controls the direction of sparks
- Spindle lock eliminates the need for special wrenches for fast change of cut-off wheels
- Adjustable built-in regulator easily adjusts up to 17,000 RPM free speed



AT153



- When using die grinder, use only accessories intended for die grinder
- Do not operate cut-off tool without the guard
- Do not use grinder accessories above their maximum rated RPM
- Read safety precautions on pages W1 to W4

AIR: GRINDERS



PT450

Angle Grinders

Specifications	PT450†
Wheel Size, inches (mm)	4-1/2 (114)
Rated Power, HP (kW)	1.0 (.6)
Free Speed, RPM	12,000
Air Consumption, Free Speed, CFM (SCFM) [l/min]	4.17 (30) [118]
Air Inlet Thread Size	1/4"-18 NPT
Recommended Hose Size, inches (mm)	3/8 (10)
Vibration Level, m/s ²	8.9
Sound Level dB(A) Pressure	86.3
Length, inches (mm)	9 (229)
Weight, lb (kg)	3.25 (1.47)
Grinding Discs	PT450-WH

† C E

PT450 1 HP 4-1/2" Angle Grinder

- 1 HP thermally balanced air motor
- Adjustable Wheel Guard

- Features Snap-on® Instinct® Screwdriver Side Handle
- Lightweight design at 3-1/4 lb
- 1,200 RPM maximum free speed



AT415B

Grinders (Blue-Point®)

Specifications	AT415B†
Wheel Size, inches (mm)	4-1/2 (114)
Rated Power, HP (kW)	0.86 (.64)
Free Speed, RPM	12,000
Air Consumption, Working, CFM (SCFM) [l/min]	3.2 (23) [90]
Air Inlet Thread Size	1/4"-18 NPT
Recommended Hose Size, inches (mm)	3/8 (10)
Vibration Level, m/s ²	5.1
Sound Level dB(A) Pressure	87
Length, inches (mm)	10 (254)
Weight, lb (kg)	4.2 (1.9)
Grinding Discs	AT415A51

† C E

AT415B 4-1/2" Compact Grinder (Blue-Point®)

- Includes one grinding disc

CUTTING TOOLS



PTS1000

Air Saws

Specifications	PTS1000†
Free Speed, SPM	10,000
Air Consumption, Free Speed, CFM (SCFM) [l/min]	1.0 (8.5)
Air Inlet Thread Size	1/4"-18 NPT
Vibration Level, m/s ²	2.99
Sound Pressure Level, dB(A)	87.1
Stroke Length, inches (mm)	3/8 (10)
Length, inches (mm)	9.4 (238)
Weight, lb (kg)	1.5 (0.69)

† C E

PTS1000 Reciprocating Air Saw with Dual-Chuck Mechanism

- Dual chuck accepts 0.035" standard air saw blades and 6" long reciprocating saw blades
- Can cut 1/8" (3 mm) thick mild steel with smooth cutting action
- Comfort grip handle with low vibration for less user fatigue

- Featherable paddle trigger with safety lever for easy operation
- 360° adjustable exhaust deflector
- Includes three 3-5/8" long air saw blades (one each 18 TPI, 24 TPI and 32 TPI) and one 6" long reciprocating saw blade (18 TPI)
- UL® Listed: JP



AT194A



AT192A

Reciprocating Saws (Blue-Point®)

Specifications	Free Speed, RPM	Air Consumption, Free Speed, CFM (SCFM) [l/min]	Air Inlet Thread Size	Recommended Hose Size, inches (mm)	Vibration Level, m/s ²	Sound Level dB(A) Pressure	Length, inches (mm)	Weight, lb (kg)
AT192A†	11,000	1.0 (7) [28]	1/4"-18 NPT	3/8 (10)	10.1	94	9.3 (235)	1.75 (0.80)
AT194A†	8,250	0.7 (5) [20]	1/4"-18 NPT	3/8 (10)	<6.6	87	6.7 (175)	1 (0.45)

Replacement Blades	
Bi-Metal Blade Scroll, 18TPI, 3 3/4" long (qty. 5)	AT190-39C
Bi-Metal Blade Scroll, 24 TPI, 3 3/4" long (qty. 5)	AT190-40C
Bi-Metal Blade Scroll, 32 TPI, 3 3/4" long (qty. 5)	AT190-41C


† C E

AT192A High Speed Reciprocating Saw (Blue-Point®)

- Adjustable blade guard to control cutting depth
- Teflon® coated piston for smooth operation and durability
- Comfort grip handle with safety lever throttle
- Includes bi-metal blades: (1) 18 TPI, (1) 24 TPI, (1) 32 TPI
- Performs straight or scroll cuts in metal and plastic
- Safety lever throttle
- Comfort grip housing for greater control
- Optional blades in 4" lengths are also available

AT194A Micro Air Saw (Blue-Point®)

- Compact size for easy access in tight quarters
- Guarded hose extension helps prevent damage to finished surfaces
- Performs straight or scroll cuts in metal and plastic
- Includes bi-metal blades: (1) 18 TPI, (1) 24 TPI, (1) 32 TPI



AT195


Shears (Blue-Point®)

Specifications	Air Consumption, Free Speed, CFM (SCFM) [l/min]	Air Inlet Thread Size	Recommended Hose Size, inches (mm)	Vibration Level, m/s ²	Sound Level dB(A) Pressure	Length, inches (mm)	Weight, lb (kg)
AT195†	4.0 (29) [113]	1/4"-18 NPT	3/8 (10)	<2.5	99.6	10 (254)	2.8 (1.3)

† C E

AT195 Air Powered Shears (Blue-Point®)

- Pistol Grip Handle for comfort and accessibility
- Handle Exhaust directed away from the operator
- Ball Bearing Mounted rotary air motor for long service
- Lightweight Aluminum Housing is durable and helps to reduce fatigue
- Built in Speed Regulator provides torque control
- Variable-Speed Trigger for maximum control
- Removable Brass Filter screens out dirt and grit that may clog and damage impact mechanism



AT180C

Nibbler (Blue-Point®)

Specifications	Free Speed, RPM	Air Consumption, Free Speed, CFM (SCFM) [l/min]	Air Inlet Thread Size	Recommended Hose Size, inches (mm)	Vibration Level, m/s ²	Sound Level dB(A) Pressure	Length, inches (mm)	Weight, lb (kg)
AT180C†	3,500	4 (29) [113]	1/4"-18 NPT	3/8 (10)	4.3	97	7.6 (193)	1.9 (.88)

† C E

AT180C Nibbler (Blue-Point®)

- Cuts mild steel sheet up to 16 gauge (0.62") (1.55 mm)
- Anvil is adjustable for forward, backward and left or right cutting
- Readily cuts most non-ferrous materials including aluminum, brass, formica, laminates, fiberglass and masonite



- Do not operate grinder without the guard
- Do not use grinder accessories above their maximum rated RPM
- Read safety precautions on pages W1 to W4

AIR: SANDERS



Orbital and Geared

Specifications	PS4512†	PS4612†	PSF4612†	PSF4312†	PS4609†	PS4609V†	PS4809†	PS4809V†
Pad/Disc Size, Dia., inches (mm)	5 (127)	6 (152)	6 (152)	3 (76)	6 (152)	6 (152)	8 (203)	8 (203)
Style	Orbital	Orbital	Orbital Finishing	Orbital Finishing	Geared (NV)	Geared (V)	Geared (NV)	Geared (V)
Pattern	3/16"	3/16"	3/32"	3/32"	5 mm Epicycloidal	5 mm Epicycloidal	5 mm Epicycloidal	5 mm Epicycloidal
Rated Power, HP (kW)	0.25 (.19)	0.25 (.19)	0.25 (.19)	0.25 (.19)	0.42 (.33)	0.42 (.33)	0.42 (.33)	0.42 (.33)
Free Speed, RPM	12,000	12,000	12,000	12,000	1,000	1,000	1,000	1,000
Spindle Thread, inches	5/16"-24	5/16"-24	5/16"-24	1/4"-20	3/8	3/8	3/8	3/8
Air Consumption, Free Speed, CFM (SCFM) [l/min]	2 (14) [57]	2 (14) [57]	2 (14) [57]	2 (14) [57]	3 (21.7) [85]	3 (21.7) [85]	3 (21.7) [85]	3 (21.7) [85]
Air Inlet Thread Size	1/4"-18 NPT	1/4"-18 NPT	1/4"-18 NPT	1/4"-18 NPT	1/4"-18 NPT	1/4"-18 NPT	1/4"-18 NPT	1/4"-18 NPT
Recommended Hose Size, inches (mm)	3/8 (10)	3/8 (10)	3/8 (10)	3/8 (10)	3/8 (10)	3/8 (10)	3/8 (10)	3/8 (10)
Vibration Level, m/s ²	2.3	2.3	2.1	2.1	5.9	5.9	5.9	5.9
Sound Level dB(A) Pressure	75.3	75.3	74.9	74.9	80	80	80	80
Length, inches (mm)	5 (127)	6 (152)	6 (152)	3 (76)	11 (281)	11 (281)	11 (281)	11 (281)
Weight, lb (kg)	1.7 (0.77)	2.5 (1.14)	2.4 (1.11)	1.44 (0.65)	3.7 (1.70)	3.7 (1.70)	4 (1.82)	4 (1.82)
Replacement Pad/Disc	PS4512-1AH	PS4612-1AH	PS4612-1AH	PS4312-1H	PS468-34	PS468-34V	PS468-35	PS468-35V

† CE

PS4512/PS4612/PSF4612/PSF4312 Orbital Sander

- Soft, ergonomic adjustable grip with S-shaped paddle is indexible to fit the user's hand
- Patented O-ring sealed motor is field replaceable and extends tool life by preventing dust and debris from entering mechanical components
- Powerful .25 HP motor delivers 12,000 RPM with unsurpassed control and comfort
- Robust front spindle and precision balanced crank provide smoother operation with minimal vibration
- Lightweight, sanding pads are flexible for spot sanding and surface preparation from body fillers to paint primer
- Multi-position speed regulator allows free speed adjustment depending on the sanding application
- Non-vacuum PSA pad included
- Composite over molded housing is lightweight and easy to maneuver
- Optional PSV4612KIT vacuum kit is also available

PS4612VH 6" Low Vibration Orbital Palm Sander w/Vacuum

- Equipped with vacuum and Velcro® pad

PSF4612VH 6" Low Vibration Orbital Finishing Sander w/Vacuum

- Equipped with vacuum and Velcro® pad

PS4609 6" Geared Sander/

PS4809 8" Geared Sanders

- Patented dust shield keeps dirt and dust out of motor for longer tool life
- Ergonomic adjustable handle adjusts to fit users hand for more comfort
- Robust front spindle and balanced crank help reduced vibration while sanding for less user fatigue
- Eight vane steel rotor provides more power for tough jobs
- Steel cut gears provide better durability for less wear and tear
- One piece lightweight housing with soft grip material for comfort and maximum vibration absorption
- Ergonomic throttle lever and built-in speed regulator for consistent performance
- Includes Non-vacuum PSA pad
- Velcro® pad is optional
- Soft grip housing material for maximum vibration absorption
- Optional vacuum models (PS4609V and PS4809V) also available



AT408



AT411A



AT425R

Dual Action and Geared Sanders (Blue-Point®)

Specifications	AT408†	AT411A†
Pad/Disc Size, Dia., inches (mm)	8 (203)	6 (152)
Rated Power, HP (kW)	0.5 (.37)	0.5 (.37)
Free Speed, RPM	850	10,000
Spindle Thread, inches	5/16"-24	5/16"-18 UNC
Air Consumption, Free Speed, CFM (SCFM) [l/min]	5 (36) [142]	5 (36) [142]
Air Inlet Thread Size	1/4"-18 NPT	1/4"-18 NPT
Recommended Hose Size, inches (mm)	3/8 (10)	3/8 (10) ID min.
Vibration Level, m/s ²	3.7	3.7
Sound Level dB(A) Pressure	87	79
Length, inches (mm)	11 (281)	8 (203)
Weight, lb (kg)	4.8 (2.18)	4.7 (2.14)
Replacement Pad/Disc	AT408-2	AT411A-1

† C E

AT408 Geared Sander (8") (Blue-Point®)

- Rear diffused exhaust
- Built-in adjustable speed regulator
- Removable brass filter screens out debris

AT411A Dual Action Sander (6") (Blue-Point®)

- Use for fine sanding operations and swirl-free finishing
- Comfort handle helps reduce fatigue
- Converts from rotary to random orbit action by sliding drive plate
- Built-in thumb wheel speed regulator



AT406C

Orbital (Blue-Point®)

Specifications	AT406C
Pad/Disc Size, Dia., inches (mm)	6 (152)
Rated Power, HP (kW)	.25 (.19)
Free Speed, RPM	12,000
Spindle Thread, inches	5/16"-24
Air Consumption, Free Speed, CFM (SCFM) [l/min]	2.5 (18) [71]
Sound Level dB(A) Pressure	85
Length, inches (mm)	8.6 (21.9)
Weight, lb (kg)	1.5 (0.7)

AT406C 6" Orbital Palm Sander (Blue-Point®)

- Lightweight and durable composite housing
- Built-on power regulator for optimized power control
- Well-balanced for smooth handling
- For use with accessories rated above 12,000 RPM

Reversible Disc Sander (Blue-Point®)

Specifications	AT425R†
Pad/Disc Size, Dia., inches (mm)	5 (127)
Rated Power, HP (kW)	0.45 (.33)
Free Speed, RPM	13,000
Spindle Thread, inches	7/16"-20 UNC
Air Consumption, Free Speed, CFM (SCFM) [l/min]	4.3 (31) [122]
Air Inlet Thread Size	1/4"-18 NPT
Recommended Hose Size, inches (mm)	3/8 (10)
Vibration Level, m/s ²	<0.8
Sound Level dB(A) Pressure	93
Length, inches (mm)	5.3 (135)
Weight, lb (kg)	2.8 (1.28)
Replacement Pad/Disc	AT425R-24
3" Replacement Pad (opt.)	AT425R-22
4" Replacement Pad (opt.)	AT425R-23

† C E

AT425R Reversible Hi-speed Sander (5")

- Use in body shops and other general automotive applications
- Comfort grip handle
- Built-in speed regulator
- One hand forward/reverse lever
- Includes three backing discs: 3, 4 and 5"



AT475A

In Line Sanders (Blue-Point®)

Specifications	AT475A†
Free Speed, RPM	1,800
Air Consumption, Free Speed, CFM (SCFM) [l/min]	2.3 (17) [65]
Air Inlet Thread Size	1/4"-18 NPT
Recommended Hose Size, inches (mm)	3/8 (10) ID min.
Vibration Level, m/s ²	14.9
Sound Level dB(A) Pressure	87
Length, inches (mm)	16 (406)
Weight, lb (kg)	6.8 (3.09)
Replacement Pad/Disc	AT475A-29

† C E

AT475A Heavy Duty In-Line Sander (16") (Blue-Point®)

- 5/8" stroke
- Minimal vibration
- Use for fast material removal
- Pad has positive locking clamps



• Do not use grinding discs on sanders
 • Read safety precautions on pages W1 to W4

AIR: FINISHING TOOLS Blue-Point®

Sanding Belts



ATBA1218120



AT615K

Stock No.	Type	Size	Grit	Package Quantity
ATBA381860	—	3/8" x 18"	60	5 each
ATBA381880	—	3/8" x 18"	80	5 each
ATBA3818120	—	3/8" x 18"	120	5 each
ATBA121860	Coated Abrasive	1/2 x 18"	60	5 each
ATBA121880	Coated Abrasive	1/2 x 18"	80	5 each
ATBA1218120	Coated Abrasive	1/2 x 18"	120	5 each
ATBA341860	Coated Abrasive	3/4 x 18"	60	5 each
ATBA341880	Coated Abrasive	3/4 x 18"	80	5 each
ATBA3418120	Coated Abrasive	3/4 x 18"	120	5 each
ATBB121850	Non-Woven Abrasive	1/2 x 18"	50	5 each
ATBB1218100	Non-Woven Abrasive	1/2 x 18"	100	5 each
ATBB1218240	Non-Woven Abrasive	1/2 x 18"	240	5 each
ATBB341850	Non-Woven Abrasive	3/4 x 18"	50	5 each
ATBB3418100	Non-Woven Abrasive	3/4 x 18"	100	5 each
ATBB3418240	Non-Woven Abrasive	3/4 x 18"	240	5 each
ATBB381850	Non-Woven Abrasive	3/4 x 18"	50	5 each
ATBB3818100	Non-Woven Abrasive	3/4 x 18"	100	5 each
ATBB3818240	Non-Woven Abrasive	3/4 x 18"	240	5 each

AT615K Belt Sander Kit

- Includes belt sander, three 18 x 3/8" sanding belts (60, 80, 120 grit), three 18 x 1/2" sanding belts (60, 80, 120 grit) and three 18 x 3/4" sanding belts (60, 80, 120 grit)

AT615ARM1 Contact Arm Assembly (1" D x 3/8" W rubber)

- Use with AT615 Belt Sander

AT615ARM2 Contact Arm Assembly (3/4" D x 3/8" W rubber)

- Use with AT615 Belt Sander

AT615ARM3 Contact Arm Assembly (3/4" D x 5/8" W)

- Use with AT615 Belt Sander



AT240



AT265A



AT1212A

Tire Buffer

AT240 Tire Buffer (Blue-Point®)

- Use for tire patch preparation, roughing up rubber for tire recaps plus removing excess rubber
- Speed regulator for improved tool control
- Comfort grip housing for reduced operator fatigue
- Rear exhaust directs air away from work
- Semicircle buffing wheel for maximum surface preparation

Pinstripe Removal Tool

AT265A Pinstripe Removal Tool (Blue-Point®)

- Use to remove pinstripes, adhesive, tape and graffiti
- Includes (3) 3-1/2" eraser pads to keep you working longer
- Step pad eraser design for improved visibility during operation
- Comfort grip handle for less fatigue
- Auxiliary side handle for improved tool control

AT265E Eraser

Needle Scaler

AT1212A Mini Needle Scaler (Blue-Point®)

- Mini size for access in confined areas
- 12 high tension steel needles conform to any irregular surface for cleaning crevices
- Smooth palm controlled trigger mechanism for ease of operation

AT1212A-16 Needles (12 pk)

Stock No.	Pad Size	Style	Rated Power, HP (kW)	Free Speed, RPM	Air Consumption, Free Speed, CFM (SCFM) [l/min]	Vibration Level, m/s ²	Sound Level dB(A) Pressure	Length, inches (mm)	Weight, lb (kg)
AT240	—	—	0.4 (.298)	2,600	3.7 (26.6) [104.7]	1.18	89	9.1 (233)	1.8 (.82)
AT265A	3.5 (89)	—	0.4 (.298)	3,600	3.7 (26.6) [104.7]	0.69	88	8.1 (206)	1.8 (.82)
AT1212A	—	Scaler	—	4,000 BPM	4.0 (11.19) [113]	11.4	90.0	12.5 (318)	2.64 (1.20)

Micro Sander and Polisher Kits (Blue-Point®)

Specifications	AT401MCA†	AT402MCA†	AT403MCA†
Pad/Disc Size, Dia., inches (mm)	3 (76)	3 (76)	3 (76.2)
Rated Power, HP (kW)	0.25 (.19)	0.25 (.19)	0.25 (.19)
Free Speed, RPM	15,000	15,000	6,000
Spindle Thread, inches	1/4"-20	5/16"-24 UNF	5/16"-24 UNF
Air Consumption, Free Speed, CFM (SCFM) [l/min]	2.1 (15) [59]	2.1 (15) [59]	2.2 (16) [62]
Air Inlet Thread Size	1/4"-18 NPT	1/4"-18 NPT	1/4"-18 NPT
Recommended Hose Size, inches (mm)	3/8 (10)	3/8 (10)	3/8 (10)
Vibration Level, m/s ²	<2.5	<2.5	<2.5
Sound Level dB(A) Pressure	84	84	86
Length, inches (mm)	4.7 (119)	5.2 (133)	5.6 (143)
Weight, lb (kg)	0.97 (0.44)	1.1 (.50)	1.3 (0.60)

† C E

AT401MCA, AT402MCA and AT403MCA Micro Series (Blue-Point®)

- Powerful direct drive gear train for greater durability
- Large two-finger trigger for better control
- High quality bearings for longer tool life
- Composite housing with comfort grip insulates from cold
- Bottom handle diffused exhaust
- Variable speed trigger



AT401MCA



AT402MCA



AT403MCA



AT401MCKA



AT402MCKA



AT403MCKA

AT401MCKA Micro Surface Prep Tool Kit (Blue-Point®)

- Includes: AT401MCA micro surface prep tool, one 2" ROLOC® pad, one 3" ROLOC® pad, five 2" 40 grit pads and five 3" 80 grit pads in storage case

AT402MCKA Micro Dual Action Sander Kit (Blue-Point®)

- Includes: AT402MCA micro sander, one 3" Hookit® pad, (25) 3" 180 grit pads, (25) 3" 200 grit pads, ten 3" 320 grit pads and ten 3" 800 grit pads in storage case

AT403MCKA Micro Polisher Kit (Blue-Point®)

- Includes: AT403MCA micro polisher, (1) 3" Hookit® pad, (1) 3" wool pad, and (1) 3" foam pad in storage case

Polishers (Blue-Point®)

Specifications	AT450DP
Pad Size, inches (mm)	7 (177)
Rated Power, HP	0.7
Free Speed RPM	2500
Spindle Thread Range, inches	5/8-11
Air Consumption CFM	3.6
Air Inlet Thread Size, NPT	1/4-18
Vibration Level m/s ²	9
Sound Level, dB(A)	108 dB(A)
Length, inches (mm)	16 (406)
Weight, lb (kg)	4.95 (2.25)



AT450DP

AT450DP 7" Heavy Duty Vertical Polisher (Blue-Point®)

- Powerful air motor is ideal for sanding and polishing
- Variable speed throttle for use on a variety of surfaces
- Dual side-handle mounts for optimal control
- Handle grips for increased comfort

ABU10-050 8" x 1.5" 4-Ply Twisted Heavy Cutting 100% Wool Pad
AT450DP-50 Spanner Wrench



- Use only accessories intended for each air tool
- Do not use accessories above their maximum rated RPM
- Read safety precautions on pages W1 to W4

AIR: FINISHING TOOLS

PT280THUGA Crud Thug® Removal Air Tool

- Quickly remove seam sealers, rust, paint and under-body coatings
- Optional rubber eraser wheel for pinstripe and graphics removal
- Easily removes automotive crud without fumes, heat buildup or surface damage
- Includes (1) fine wire wheel and (1) coarse wire wheel
- Thermally balanced air motor routes air between housing and liner for cooler tool temperatures and longer life
- Planetary gear system for increased torque
- Ergonomic cushion grip insulates against cold and vibration
- Adjustable exhaust outlet in rear of tool allows choice of exhaust direction
- Ten-position power/speed regulator allows easy RPM adjustment
- Paddle style trigger for precise speed control

Specifications	PT280THUGA†
Rated Power, HP (kW)	0.45 (.33)
Free Speed, RPM	3,500
Air Consumption, Free Speed, CFM (SCFM) [l/min]	4 (28) [113]
Air Inlet Thread Size	1/4"-18 NPT
Recommended Hose Size, inches (mm)	3/8 (10)
Vibration Level, m/s ²	2.8
Sound Level dB(A) Pressure	85
Length, inches (mm)	12 (304)
Weight, lb (kg)	2.4 (1.09)



Remove-All Tool Accessory Belts

Stock No.	Description	Width, mm	Wheel Diameter, inches	Wire Style	Maximum Safe Free Speed, RPM	Applications
SPPT280-300	Wheel Hub Set	23 and 30	4.05	—	Use to mount 23 and 30 mm wheels to tool	Use to mount 23 mm and 33 mm wheels to tool.
PT280-300-11	Hub (Blue-Point®)	11	4.05	—	4,000	Use to mount 11 mm wire wheel to tool.
PT280-301-11	Wire Wheel (coarse) (Blue-Point®)	11	4.05	Bent, sharpened spring steel tips	4,000	Removes sealers and coatings. Profiles steel surfaces, roughs fiberglass, plastic and rubber.
PT280-301-23	Wire Wheel (coarse) (Blue-Point®)	23	4.05	Bent, sharpened spring steel tips	4,000	Removes sealers and coatings. Profiles steel surfaces, roughs fiberglass, plastic and rubber.
PT280-302-11	Wire Wheel (fine) (Blue-Point®)	11	4.05	Straight, hardened spring steel tips	4,000	Removes light rust, paint and gasket material. Cleans contours and tight areas.
PT280-302-23	Wire Wheel (fine) (Blue-Point®)	23	4.05	Straight, hardened spring steel tips	4,000	Removes light rust, paint and gasket material. Cleans contours and tight areas.
PT280-303-30	Rubber Eraser Wheel (Blue-Point®)	30	4.13	—	3,500	Removes vinyl, decals and pinstripes, along with reflective and DOT tape. Also removes molding and adhesive tape.
PT280-304-11	Stainless-Steel Wire Wheel (fine) (Blue-Point®)	11	4.05	Straight, hardened stainless-steel tips	4,000	Removes paint, oxidation and liquid gaskets. Cleans weld seams and rivets.
PT280-304-23	Stainless-Steel Wire Wheel (fine)	23	4.05	Straight tip stainless-steel	4,000	Removes paint, oxidation and liquid gaskets. Cleans weld seams and rivets.
PT280-305-11	Stainless-Steel Wire Wheel (coarse) (Blue-Point®)	11	4.05	Bent, sharpened stainless-steel tips	4,000	Removes paint, corrosion, cleans weld seams, burn and slag. Effective for non-ferrous metals.
PT280-305-23	Stainless-Steel Wire Wheel (coarse)	23	4.05	Bent, sharpened stainless-steel tips	4,000	Removes paint, corrosion, cleans weld seams, burn and slag. Effective for non-ferrous metals.
PT280-306-11	Wire Wheel (medium) (Blue-Point®)	11	4.05	Bent, sharpened spring steel tips	4,000	Remove heavy rust, paint, epoxy and marine growth. Profiles aluminum surfaces.
PT280-306-23	Wire Wheel (medium) (Blue-Point®)	23	4.05	Bent, sharpened spring steel tips	4,000	Removes heavy rust, paint, epoxy and marine growth. Profiles aluminum surfaces.

It's not just our engineers and manufacturing specialists who make our air tools better. It's our full range of accessories.

ADD ACCESSORIES AND YOU ADD PRODUCTIVITY.

Maximize your investments with accessories like hardened drill bits that resist breakage, extremely lightweight and maneuverable air hoses, premium-grade oil and protective boots. Each has been thoughtfully engineered and designed specifically to complement and enhance our power tools.



ACCESSORIES

AIR/CORDLESS TOOL BOOTS

Impact Wrench Boots



MG725B00T



MG3250B00T



CT4410AGB00T



YA969

Description	Size	Air Tool Stock No.	Stock No.
Air Impact Wrench Boot	3/4" Sq. Drive	AT670	AT670B00T
		AT760	AT760B00T
		AT775/AT775L	YA979
		MG1200/MG1250 Series	MG1200B00T
	1/2" Sq. Drive	AT123 Series	AT123-45
		AT500C/AT500D	YA972
		AT5500	AT5500B00T
		AT5500T	AT5500TB00T
		AT560	AT560B00T
		AT570	AT570B00T
		AT600	AT600-23
		IMC500	IMC500B00T
		MG725 Series	MG725B00T
			MG7250B00T
	MG725GB00T		
	MG725HVB00T		
	3/8" Sq. Drive	AT321	AT321-44
		AT355A	YA977
		AT365	AT365B00T
		AT370	AT370B00T
MG31		MG31B00T	
MG325 Series		MG325GB00T	
		MG3250B00T	
		MG325HVB00T	
1/4" Sq. Drive	AT225B Series	YA975	
	PT850	PT850B00T	

Description	Size	Air Tool Stock No.	Stock No.
Air Impact Wrench Boot	1/2" Sq. Drive	CT6850 Series	CT6850GB00T
			CT6850MBB00T
			CT6850MPB00T
			CT6850MRB00T
			CT68500B00T
	CT7850 Series	CT7850B00T	
		CT4850, CT6850, CT6855 Series	CT4850B00T
		CT4410A Series	CT4410AGB00T
			CT4410A0B00T
	1/2" and 3/8" Sq. Drive	CT8850/CT6818 Series	CT4410B00T
			CT8850B00T
			CT8850B00TG
			CT8850B00TO
			CT8850HVB00T
	3/8" Sq. Drive	CT8815/CT4415/CT8810/CT4818 Series	CT8810B00T
CT8810GB00T			
CT88100B00T			
3/8" Sq. Drive	CT310 Series, CT3450, CT3850 Series	CT8810HVB00T	
		YA982	
3/8" Sq. Drive	CT30 Series	YA968	
3/8" Sq. Drive	CT3110, CT3110HP Series	YA969	
Air Hammer Boot	—	—	YA20500
Battery Boot	14.4 V	CTB4145/CTB4147 Series	CTB4145B00T
	18 V	CTB4185/CTB4187 Series	CTB4185B00T



PTNDM4KA



PTND5K

Magnetic Power Nut Drivers

- Magnets keep ferrous metal fasteners positioned in driver
- High grade alloy material for long lasting durability
- Storage case to keep tools organized under hood and bench

PTNDM4KA 4 pc Metric Magnetic Power Nut Setter Set

- Includes (4) magnetic power nut setters (8, 10, 12 and 14 mm)
- Includes storage case

PTND5K 5 pc SAE Magnetic Nut Driver Set

- Five piece Magnetic Driver Set includes sizes 1/4, 5/16, 3/8, 7/16 and 1/2"
- Magnets keep ferrous metal fasteners positioned in driver
- High grade alloy material for long lasting durability
- All drivers 2-1/2" long
- Storage case to keep tools organized under hood and bench work



CTS561BITSET

CTS561BITSET 23 pc 1/4" Drive Quick Change Bit Set (Blue-Point®)

- For Snap-on® cordless screwdrivers plus other power drivers
- Quick change hex saves time changing bits
- Manufactured from industrial grade tool steel
- Includes (22) bits (all 3" long) plus a 1/4" square drive (2" long) and storage case

Bits included in CTS561BITSET: PHILLIPS® Bits: #0, #1, #2; Flat Tip Bits: 5/32", 3/16", 7/16", 1/4", 9/32"; TORX® Bits: T10, T15, T20, T25, T27, T30, T40; Hex Bits: 3/32", 7/64, 1/8", 5/32", 3/16", 7/32", 1/4"



PTB32K

PTB32K 32 pc 1/4" Hex Shank Power Bit Set (Blue-Point®)

- Ideal for use with cordless drills and screwdrivers
 - (2) adaptors, (5) flat tip bits 5/32-9/32," (7) hex bits 3/32-1/4", (4) PHILLIPS® bits 0, 1, 2 and 3, (4) POZIDRIV® bits 0, 1, 2 and 3, (7) TORX® tamper resistant bits T10-T40, (3) square bits 0, 1 and 2
 - Storage case clearly indicates bit type and size
 - All bit quantities shown are (1) each:
- Flat Tip Bits: 5/32", 3/16", 7/32", 1/4", 9/32"
 Hex Bits: 3/32", 7/64", 1/8", 5/32", 3/16", 7/32", 1/4"
 PHILLIPS® Bits: #0, #1, #2, #3
 POZIDRIV® Bits: #0, #1, #2, #3
- TORX® Tamper Resistant Bits: T10, T15, T20, T25, T27, T30, T40
 Square Bits: #0, #1, #2
 Adaptors: 1/4" hex male to 1/4" square male, 1/4" hex Quick Change Coupler

Double Square Bit

BTSS620 Double Square Power Bit

- Provide extra clearance and minimize tool contact with work surface
- Minimize potential damage to painted panels on RVs and trailers
- Ideal for use with all types of drills
- 6" long



DC15014



PD30-3



DCBP500



DC15038



AT3000-26



DC150

Drill Accessories

Stock No.	Description	Use on	Size	Thread Size	Capacity	Includes Chuck Key
DCA375	3/8" Drill Chuck (For PDR3A)	AT3000	3/8"	3/8"-24	1/32-3/8"	PD3A3
DC15014	Drill Chuck	General Use	1/4"	—	—	—
DC15038	Drill Chuck	General Use	3/8"	—	—	—
AT5000-6	Drill Chuck	AT5000	1/2"	1/2"-20	1/16-1/2"	—
DC208881	Drill Chuck	—	3/8"	3/8"-24	1/32-3/8"	DC205989
DC666574	Drill Chuck	PDR3A, AT3000	1/2"	3/8"-24	1/16-1/2"	DC500516
PDR5-2A	—	—	—	—	—	—
DC666582	Drill Chuck	—	3/8"	3/8"-24	1/32-3/8"	DC1125623
DCBP500	Keyless Drill Chuck	AT5000	1/2"	1/2"-20	1/16-1/2"	—
PD30-3	Chuck Key	AT5000	—	—	—	—
PD3A3	Chuck Key	PDR3A, AT800	—	—	—	—
AT5000-6-1	Chuck Key	AT5000	—	—	—	—
DC205989	S2A Chuck Key	DC208881	—	—	—	—
AT3000-26	3/8" Keyless Chuck	AT3000	3/8"	3/8"-24	1/32-3/8"	—

DC150 8 pc Chuck Set (Blue-Point®)

- Includes 1/4" and 3/8" drill chucks, a chuck key and (5) stubby drill bits in 1/8, 3/16, 1/4, 5/16 and 3/8" sizes
- Includes storage case



PDAH1A

PDAH1A Auxiliary Handle

- Provides two-handed power and control when used in conjunction with air drills

DRILL BITS

THUNDERBIT®/Cobalt – 135° Split Point

- For drilling at higher speeds in tougher drilling conditions
- Feature 135° split points for easier drill starting without the need for center punching
- Heavy duty web construction for higher strength and less breakage
- Improved chip ejection through a specially engineered flute design

DBTBC121 21 pc Cobalt Thunderbit® Drill Bit Set

- For drilling at higher speeds in tougher drilling conditions
- Feature 135° split points for easier drill starting without the need for center punching
- Heavy duty web construction for higher strength and less breakage
- Improved chip ejection through a specially engineered flute design
- Set contains DBTBC1/16 thru DBTBC3/8 (21 bits) in B121B metal drill index

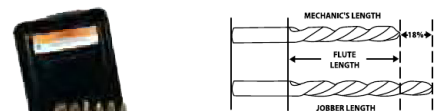
DBTBC129 29 pc Cobalt Thunderbit® 135° Split Point Drill Bit Set (1/16-1/2")

- For drilling at higher speeds in tougher drilling conditions
- Feature 135° split points for easier drill starting without the need for center punching
- Heavy duty web construction for higher strength and less breakage
- Improved chip ejection through a specially engineered flute design
- Set contains DBTBC1/16 thru DBTBC1/2 (29 bits) in B129B metal drill index

DBTBC121



DBTBC129



Set Contains:
DBTBC121

Stock No.	Size, inches		
DBTBC1/16	1/16	•	•
DBTBC5/64	5/64	•	•
DBTBC3/32	3/32	•	•
DBTBC7/64	7/64	•	•
DBTBC1/8	1/8	•	•
DBTBC9/64	9/64	•	•
DBTBC5/32	5/32	•	•
DBTBC11/64	11/64	•	•
DBTBC3/16	3/16	•	•
DBTBC13/64	13/64	•	•
DBTBC7/32	7/32	•	•
DBTBC15/64	15/64	•	•
DBTBC1/4	1/4	•	•
DBTBC17/64	17/64	•	•

Set Contains:
DBTBC129

Stock No.	Size, inches		
DBTBC9/32	9/32	•	•
DBTBC19/64	19/64	•	•
DBTBC5/16	5/16	•	•
DBTBC21/64	21/64	•	•
DBTBC11/32	11/32	•	•
DBTBC23/64	23/64	•	•
DBTBC3/8	3/8	•	•
DBTBC13/32	13/32	•	•
DBTBC7/16	7/16	•	•
DBTBC29/64	29/64	•	•
DBTBC31/64	31/64	•	•
DBTBC1/2	1/2	•	•
B121B	—	•	•
B129B	—	•	•



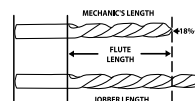
• Read safety precautions on pages W1 to W4

DRILL BITS



THUNDERBIT®/High Speed Steel – 135° Split Point

- Industrial grade steel with bronze oxide surface treatment
- Bits will drill at higher speeds in tougher drilling conditions
- 135° split points for easier drill starting without the need for center punching
- Heavy duty web construction for higher strength and less breakage
- Improved chip ejection through a specially engineered flute design



DBTB129



DBTB121

Stock No.	Size, inches
DBTB1/16	1/16
DBTB1/2	1/2
DBTB1/4	1/4
DBTB1/8	1/8
DBTB11/32	11/32
DBTB11/64	11/64
DBTB13/32	13/32
DBTB13/64	13/64
DBTB15/32	15/32
DBTB15/64	15/64

Stock No.	Size, inches
DBTB17/64	17/64
DBTB19/64	19/64
DBTB21/64	21/64
DBTB23/64	23/64
DBTB25/64	25/64
DBTB27/64	27/64
DBTB29/64	29/64
DBTB3/16	3/16
DBTB3/32	3/32
DBTB3/8	3/8

Stock No.	Size, inches
DBTB31/64	31/64
DBTB5/16	5/16
DBTB5/32	5/32
DBTB5/64	5/64
DBTB7/16	7/16
DBTB7/32	7/32
DBTB7/64	7/64
DBTB9/32	9/32
DBTB9/64	9/64

DBTB129 29 pc ThunderBit® High Speed Jobber Length 135° Split Point Drill Bit Set

- Includes (29) ThunderBit® high speed jobber length 135° split point drill bits (1/16–1/2")
- Includes metal drill index

DBTB121 21 pc Jobber Length ThunderBit® High-Speed Drill Bit Set

- DBTB1/16–DBTB3/8 (21 bits) in B121B Metal Drill Index

DBTBM125 25 pc Metric ThunderBit® Set

- 135° split points for easier drill starting without the need for center punching
- Semi-parabolic design provides improved chip and shaving ejection away from the hole to reduce heat on the bit
- Made with M2 premium high speed steel
- Black and gold finish for multiple applications
- Includes DBTBM1–DBTBM13 (25 pc)



DBTR11



DBTR129



DBTRCS11

Mechanic's Length – 135° Point with 3-Flat Shank

Stock No.	Size, inches
DBTR1/16	1/16
DBTR5/64	5/64
DBTR3/32	3/32
DBTR7/64	7/64
DBTR1/8	1/8
DBTR9/64	9/64
DBTR5/32	5/32
DBTR11/64	11/64
DBTR3/16	3/16
DBTR13/64	13/64
DBTR7/32	7/32
DBTR15/64	15/64
DBTR1/4	1/4
DBTR17/64	17/64

Stock No.	Size, inches
DBTR9/32	9/32
DBTR19/64	19/64
DBTR21/64	21/64
DBTR11/32	11/32
DBTR23/64	23/64
DBTR3/8	3/8
DBTR25/64	25/64
DBTR13/32	13/32
DBTR27/64	27/64
DBTR7/16	7/16
DBTR29/64	29/64
DBTR15/32	15/32
DBTR31/64	31/64
DBTR1/2	1/2

DBTR11 11 pc High Speed Mechanic's Length 135° Point with Three Flat Shank Drill Bit Set

- Includes (11) high speed mechanic's length 135° point with three flat shank drill bits (1/16, 3/32, 1/8, 5/32, 3/16, 7/32, 1/4, 9/32, 5/16, 11/32 and 3/8")
- Includes kit bag

DBTR129 29 pc High Speed Mechanic's Length 135° Point with Three Flat Shank Drill Bit Set

- Includes (29) drill bits (1/16–1/2")
- Includes metal drill index

Cobalt Short Length Drill Bits

Stock No.	Length, inches
DBTRCS1/16	1.65
DBTRCS3/32	1.79
DBTRCS1/8	1.94
DBTRCS5/32	2.13
DBTRCS3/16	2.25
DBTRCS7/32	2.44
DBTRCS1/4	2.58
DBTRCS9/32	2.77
DBTRCS5/16	2.90
DBTRCS11/32	3.10
DBTRCS3/8	3.24

DBTRCS11 11 pc Cobalt Short Drill Bit Set

- Shorter length bits to access tight spaces
- Flats on larger sized drill bits to provide a better grip on the tool in the chuck (3/16–3/8")
- Comes with custom kit bag

Jobber Length – 118° Point

Stock No.	Size, inches	Stock No.	Size, inches
DBF1/16C	1/16	DBF19/64C	19/64
DBF5/64C	5/64	DBF5/16C	5/16
DBF3/32C	3/32	DBF21/64C	21/64
DBF7/64C	7/64	DBF11/32C	11/32
DBF1/8C	1/8	DBF23/64C	23/64
DBF9/64C	9/64	DBF3/8C	3/8
DBF5/32C	5/32	DBF25/64C	25/64
DBF11/64C	11/64	DBF13/32C	13/32
DBF3/16C	3/16	DBF27/64C	27/64
DBF13/64C	13/64	DBF7/16C	7/16
DBF7/32C	7/32	DBF29/64C	29/64
DBF15/64C	15/64	DBF15/32C	15/32
DBF1/4C	1/4	DBF31/64C	31/64
DBF1764C	17/64	DBF1/2C	1/2
DBF9/32C	9/32		

DB129C 29 pc High Speed Jobber Length 118° Point Drill Bit Set

- Includes (29 pc) (1/16–1/2")
- Includes metal drill index

DB121C 21 pc High Speed Jobber Length 118° Point Drill Bit Set

- Includes (21 pc) (1/16–3/8")
- Includes metal drill index



DB113C 13 pc High Speed Jobber Length 118° Point Drill Bit Set

- Includes (13 pc) (1/16–1/4")
- Includes metal drill index

Jobber Length – Letter Size – 118° Point

Stock No.	Size, inches	Stock No.	Size, inches
DBAA1A	.234 (A)	DBAA1O	.316 (O)
DBAA1B	.238 (B)	DBAA1P	.323 (P)
DBAA1C	.242 (C)	DBAA1Q	.332 (Q)
DBAA1D	.246 (D)	DBAA1R	.339 (R)
DBAA1E	.250 (E)	DBAA1S	.348 (S)
DBAA1F	.257 (F)	DBAA1T	.358 (T)
DBAA1G	.261 (G)	DBAA1U	.368 (U)
DBAA1H	.266 (H)	DBAA1V	.377 (V)
DBAA1I	.272 (I)	DBAA1W	.386 (W)
DBAA1J	.277 (J)	DBAA1X	.397 (X)
DBAA1K	.281 (K)	DBAA1Y	.404 (Y)
DBAA1L	.290 (L)	DBAA1Z	.413 (Z)
DBAA1M	.295 (M)	B126C	—
DBAA1N	.302 (N)		



DBA126B 26 pc High Speed Jobber Length Letter Size 118° Point Drill Bit Set

- Includes (26 pc) (.234–.413") (A–Z)
- Includes metal drill index (B126C)

Jobber Length – Metric – 118° Point

Stock No.	Size, mm	Stock No.	Size, mm
DBM1A	1	DBM7.5A	7.5
DBM1.5A	1.5	DBM8A	8
DBM2A	2	DBM8.5A	8.5
DBM2.5A	2.5	DBM9A	9
DBM3A	3	DBM9.5A	9.5
DBM3.5A	3.5	DBM10A	10
DBM4A	4	DBM10.5A	10.5
DBM4.5A	4.5	DBM11A	11
DBM5A	5	DBM11.5A	11.5
DBM5.5A	5.5	DBM12A	12
DBM6A	6	DBM12.5A	12.5
DBM6.5A	6.5	DBM13A	13
DBM7A	7	B125C	—



DBM125C 25 pc Jobber Length Metric Size 118° Point Drill Bit Set

- Includes (25 pc) (1–13 mm)
- Includes metal drill index (B125C)



• Read safety precautions on pages W1 to W4

WIRE GAUGE DRILL BITS



DB120C



DB160C



DBC260A

Wire Gauge 118° Point (Cobalt and High Speed Steel)

Cobalt	High Speed Steel	Decimal Equivalent, inches	Length, inches	Cobalt	High Speed Steel	Decimal Equivalent, inches	Length, inches
DBCE1A	DBE1B	.2280	3-7/8	DBCE41A	DBE41B	.0960	2-3/8
DBCE2A	DBE2B	.2210	3-7/8	DBCE42A	DBE42B	.0935	2-1/4
DBCE3A	DBE3B	.2130	3-3/4	DBCE43A	DBE43B	.0890	2-1/4
DBCE4A	DBE4B	.2090	3-3/4	DBCE44A	DBE44B	.0860	2-1/8
DBCE5A	DBE5B	.2055	3-3/4	DBCE45A	DBE45B	.0820	2-1/8
DBCE6A	DBE6B	.2040	3-3/4	DBCE46A	DBE46B	.0810	2-1/8
DBCE7A	DBE7B	.2010	3-5/8	DBCE47A	DBE47B	.0785	2
DBCE8A	DBE8B	.1990	3-5/8	DBCE48A	DBE48B	.0760	2
DBCE9A	DBE9B	.1960	3-5/8	DBCE49A	DBE49B	.0730	2
DBCE10A	DBE10B	.1935	3-5/8	DBCE50A	DBE50B	.0700	2
DBCE11A	DBE11B	.1910	3-1/2	DBCE51A	DBE51B	.0670	2
DBCE12A	DBE12B	.1890	3-1/2	DBCE52A	DBE52B	.0635	1-7/8
DBCE13A	DBE13B	.1850	3-1/2	DBCE53A	DBE53B	.0595	1-7/8
DBCE14A	DBE14B	.1820	3-3/8	DBCE54A	DBE54B	.0550	1-7/8
DBCE15A	DBE15B	.1800	3-3/8	DBCE55A	DBE55B	.0520	1-7/8
DBCE16A	DBE16B	.1770	3-3/8	DBCE56A	DBE56B	.0465	1-3/4
DBCE17A	DBE17B	.1730	3-3/8	DBCE57A	DBE57B	.0430	1-3/4
DBCE18A	DBE18B	.1695	3-1/4	DBCE58A	DBE58B	.0420	1-5/8
DBCE19A	DBE19B	.1660	3-1/4	DBCE59A	DBE59B	.0410	1-5/8
DBCE20A	DBE20B	.1610	3-1/4	DBCE60A	DBE60B	.0400	1-5/8
DBCE21A	DBE21B	.1590	3-1/4		DBE61B	.0390	1-5/8
DBCE22A	DBE22B	.1570	3-1/8		DBE62B	.0380	1-1/2
DBCE23A	DBE23B	.1540	3-1/8		DBE63B	.0370	1-1/2
DBCE24A	DBE24B	.1520	3-1/8		DBE64B	.0360	1-1/2
DBCE25A	DBE25B	.1495	3		DBE65B	.0350	1-1/2
DBCE26A	DBE26B	.1470	3		DBE66B	.0330	1-3/8
DBCE27A	DBE27B	.1440	3		DBE67B	.0320	1-3/8
DBCE28A	DBE28B	.1405	2-7/8		DBE68B	.0310	1-3/8
DBCE29A	DBE29B	.1360	2-7/8		DBE69B	.0292	1-3/8
DBCE30A	DBE30B	.1285	2-3/4		DBE70B	.0280	1-1/4
DBCE31A	DBE31B	.1200	2-3/4		DBE71B	.0260	1-1/4
DBCE32A	DBE32B	.1160	2-3/4		DBE72B	.0250	1-1/8
DBCE33A	DBE33B	.1130	2-5/8		DBE73B	.0240	1-1/8
DBCE34A	DBE34B	.1110	2-5/8		DBE74B	.0225	1
DBCE35A	DBE35B	.1100	2-5/8		DBE75B	.0210	1
DBCE36A	DBE36B	.1065	2-1/2		DBE76B	.0200	7/8
DBCE37A	DBE37B	.1040	2-1/2		DBE77B	.0180	7/8
DBCE38A	DBE38B	.1015	2-1/2		DBE78B	.0160	7/8
DBCE39A	DBE39B	.0995	2-3/8		DBE79B	.0145	3/4
DBCE40A	DBE40B	.0980	2-3/8		DBE80B	.0135	3/4
				B160C	B160C	—	—

DBC260A 60 pc Cobalt Wire Gauge 118° Point Drill Bit Set

- Includes (60 pc) (.2280–.0400")
- Includes metal drill index

DB160C 60 pc High Speed Steel Wire Gauge 118° Point Drill Bit Set

- Includes (60 pc) (.2280–.0400")
- Includes metal drill index

DB120C 20 pc High Speed Wire Gauge 118° Point Drill Bit Set

- Includes (20 pc) (.0390–.0135")
- Includes metal drill index



DBBPC21

Jobber Length – Cobalt – 135° Point (Blue-Point®)

Stock No.	Size, inches	Stock No.	Size, inches
DBBPC1/16	1/16	DBBPC15/64	15/64
DBBPC5/64	5/64	DBBPC1/4	1/4
DBBPC3/32	3/32	DBBPC17/64	17/64
DBBPC7/64	7/64	DBBPC9/32	9/32
DBBPC1/8	1/8	DBBPC19/64	19/64
DBBPC9/64	9/64	DBBPC5/16	5/16
DBBPC5/32	5/32	DBBPC21/64	21/64
DBBPC11/64	11/64	DBBPC11/32	11/32
DBBPC3/16	3/16	DBBPC23/64	23/64
DBBPC13/64	13/64	DBBPC3/8	3/8
DBBPC7/32	7/32		

DBBPC21 21 pc Cobalt Drill Bit Set (Blue-Point®)

- Ideal for drilling low and medium carbon steel plus steel alloy
- 135° split point penetrates on contact and prevents walking of the bit
- Jobber length for access in tight locations
- Cobalt construction for higher temperature applications
- Use CL6 Cutting Oil to maximize drill bit life
- Set contains DBBPC1/16–DBBPC3/8 (1/16–3/8") in metal drill bit index



DBBP21

Jobber Length – High Speed Steel – 135° Point (Blue-Point®)

Stock No.	Size, inches	Stock No.	Size, inches
DBBP1/16	1/16	DBBP15/64	15/64
DBBP5/64	5/64	DBBP1/4	1/4
DBBP3/32	3/32	DBBP17/64	17/64
DBBP7/64	7/64	DBBP9/32	9/32
DBBP1/8	1/8	DBBP19/64	19/64
DBBP9/64	9/64	DBBP5/16	5/16
DBBP5/32	5/32	DBBP21/64	21/64
DBBP11/64	11/64	DBBP11/32	11/32
DBBP3/16	3/16	DBBP23/64	23/64
DBBP13/64	13/64	DBBP3/8	3/8
DBBP7/32	7/32		

DBBP21 21 pc HSS Drill Bit Set (Blue-Point®)

- Includes (21) drill bits (1/16–3/8")
- Includes metal drill index



DBBPT13

Jobber Length – HSS Titanium Coated – 135° Point (Blue-Point®)

Stock No.	Size, inches	Stock No.	Size, inches
DBBPT1/16	1/16	DBBPT11/64	11/64
DBBPT5/64	5/64	DBBPT3/16	3/16
DBBPT3/32	3/32	DBBPT13/64	13/64
DBBPT7/64	7/64	DBBPT7/32	7/32
DBBPT1/8	1/8	DBBPT15/64	15/64
DBBPT9/64	9/64	DBBPT1/4	1/4
DBBPT5/32	5/32		

DBBPT13 13 pc HSS Titanium-Coated Drill Bit Set (Blue-Point®)

- Ideal for drilling aluminum, copper, plastic and cast iron
- Titanium coated high-speed steel for heavy-duty applications
- Designed for increased speed and feed rates
- 135° point
- Titanium coating resists rust
- Use CL6 Cutting Oil to maximize drill bit life
- Set contains DBBPT1/16–DBBPT1/4 (1/16–1/4") in metal drill bit index

Double-Ended-135° Split Point

Stock No.	Type	Size	Set Contains:
DBD7/64A	Drill Bit	7/64"	•
DBD1/8A	Drill Bit	1/8"	•
DBD9/64A	Drill Bit	9/64"	•
DBD5/32A	Drill Bit	5/32"	•
DBD3/16A	Drill Bit	3/16"	•
DBD7/32A	Drill Bit	7/32"	•
DBD1/4A	Drill Bit	1/4"	•
DBD11A	Drill Bit	#11	•
DBD20A	Drill Bit	#20	•
DBD30A	Drill Bit	#30	•

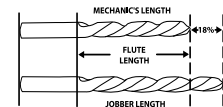
DBD110A 10 pc Double Ended 135° Split Point Drill Bit Set

- Includes (10 pc) (7/64–1/4", #11, #20 and #30)
- Includes plastic pouch

DBD1/8AMP10 1/8" Double Ended 135° Split Point Drill Bit

- Use for pop rivet applications and drilling thin sheet metal
- 135° split point for fast penetration
- Made from long lasting high speed steel
- 10 pk of DBD1/8A drill bits

DBD110A



DBD1/8AMP10



DBD110A



• Read safety precautions on pages W1 to W4

SPECIALIZED DRILL BITS



DBCL105B



DBLS105B

Left-Hand Fractional Drill Bits (Cobalt)

- Left hand drill bits tend to loosen screws for easier removal

Stock No.	Size, inches	Stock No.	Size, inches
DBCL5/64B	5/64	DBCL5/16A	5/16
DBCL7/64B	7/64	DBCL11/32A	—
DBCL5/32B	5/32	DBCL3/8A	3/8
DBCL3/16A	3/16	DBCL13/32A	13/32
DBCL1/4B	1/4	DBCL7/16A	7/16
DBCL9/32A	9/32	DBCL15/32A	15/32
DBCL19/64B	19/64	DBCL1/2A	1/2

DBCL105B 5 pc Left Hand Cobalt Drill Bit Set

- Set includes DBCL5/64B, DBCL7/64B, DBCL5/32B, DBCL1/4B and DBCL19/64B drill bits
- Organized in a plastic pouch



DBH11B

Stock No.	Size, inches	Stock No.	Size, inches
DBH1/16B	1/16	DBH1/4BB	1/4
DBH3/32B	3/32	DBH9/32B	9/32
DBH1/8B	1/8	DBH5/16B	5/16
DBH5/32B	5/32	DBH11/32B	11/32
DBH3/16B	3/16	DBH3/8B	3/8
DBH7/32B	7/32		

Hex Shank Drill Bits

- Black oxide finish prevents rust and reduces operating temperature
- 118° point provides fast starts and optimal performance in thin gauge material
- Hex drive design provides the ability to quickly adapt to all hex drive chucks
- Tapered fit of drill to hex drive shank eliminates bit wobble or runout to provide easier starting and a more precise hole
- Screw Machine length allows the bits to be used in tight spaces
- Made in the US

DBH7B 7 pc Hex Shank Drill Bit Set

- Includes DBH1/16B through DBH1/4BB (1/16–1/4") (7 pc) in DBH7B-1 kit bag

DBH11B 11 pc Hex Shank Drill Bit Set

- Includes DBH1/16B through DBH3/8B (1/16–3/8") (11 pc) in DBH11B-1 kit bag



YA409

Kit includes:

- YA409 Drive unit; Chucking spud
- YA409-316M 3/16" bit, 1-1/4" long
- YA409-18L 1/8" bit, 2-1/8" long
- YA409-332L 3/32" bit, 2-1/8" long
- YA409-18M 1/8" bit, 1-1/4" long
- YA409-532M 5/32" bit, 1-1/4" long
- YA409-18S 1/8" bit, 3/4" long
- YA409-15 Storage Case

90° Angle Drill Set

Size	2-1/8" Long Bit Stock No.	1-1/4" Medium Bit Stock No.	3/4" Short Bit Stock No.
#10	YA409-10L	YA409-10M	YA409-10S
#11	—	—	YA409-11S
#13	—	—	YA409-13S
#20	—	—	YA409-20S
#21	—	—	YA409-21S
#30	YA409-30L	YA409-30M	YA409-30S
1/8"	YA409-18L	YA409-18M	YA409-18S
3/16"	YA409-316L	YA409-316M	YA409-316S
3/32"	YA409-332L	YA409-332M	YA409-332S
#40	YA409-40L	YA409-40M	YA409-40S
5/32"	YA409-532L	YA409-532M	YA409-532S
1/4"	YA409-14L	YA409-14M	YA409-14S
—	YA409-15		—

YA409-6 Threaded Collet (Blue-Point®)

- Allows the use of 1/4" diameter shank grinding burrs and abrasive wheels

YA409 90° Angle Drill Kit (Blue-Point®)

- Allows drilling up to 1/4" holes in confined areas by positioning the bit at a 90° angle to the drill
- Threaded drill bits provide consistent concentricity and eliminate slippage

1/2" Reduced Shank Drill Bits-118° Point

- Ideal for cutting in low and medium tensile strength materials
- Flatted shank provides a more secure grip for the drill chuck



CSE485B

Stock No.	Size, inches	Stock No.	Size, inches
CSE345B	17/32	CSE475*	45/64
CSE365B	9/16	CSE485B	3/4
CSE375*	37/64	CSE505B	25/32
CSE385B	19/32	CSE525B	13/16
CSE405B	5/8	CSE565B	7/8
CSE425B	21/32	CSE575*	59/64
CSE445B	11/16	CSE605B	15/16
CSE465B	23/32	CSE645B	1

*Use with TDP6 pipe tap set.

Aircraft Length-135° Split Point

Extra long bits for drilling thick materials.



Set Contains: DBK7A

Stock No.	Size, inches	Flute Length, inches	Length, inches	
DBT1/8A	1/8	1-5/8	12	•
DBT3/16A	3/16	2-1/4	12	•
DBT1/4A	1/4	2-3/4	12	•
DBT5/16A	5/16	3-1/4	12	•
DBT3/8A	3/8	3-3/4	12	•
DBT7/16A	7/16	4	12	•
DBT1/2A	1/2	4-1/2	12	•

Titanium-Nitride Step Drills

- Titanium nitride coating creates a surface hardness that makes these tools last 4 to 5 times longer than ordinary drill bits
- Surface coating also reduces friction, resulting in a tool that runs cooler while running dry



YA1TA

Stock No.	Size Range	Increments	Shank Size, inches (mm)	Hole Sizes Per Bit	Length, inches
YA1TA	1/8-1/2"	1/32"	1/4 (6.5)	13	3-1/4
YA2TA	3/16-1/2"	1/16"	1/4 (6.5)	6	3-1/4
YA4TA	3/16-7/8"	1/16"	3/8 (10)	12	3
YA1MTA	4-12 mm	1 mm	1/4 (6.5)	9	3-1/4
YA3MTA	6-18 mm	2 mm	3/8 (10)	7	2-5/8
YA4MTA	4-22 mm	2 mm	3/8 (10)	10	3
YA5MTA	5-35 mm	2-3 mm	1/2 (13)	13	3-3/32



YA263A

Step Drills

Set Contains: YAS203A

Stock No.	Size Range, inches	Increments, inches	Shank Size, inches	Hole Sizes Per Bit	Length, inches
YA261A	1/8-1/2	1/32	1/4	13	3-1/4 •
YA262A	3/16-1/2	1/16	1/4	6	3-3/8 •
YA265A	3/8	—	1/4	1	1-5/8
YA263A	1/4-3/4	1/16	3/8	9	2-5/8 •
YA267A	3/16-7/8	1/16	3/8	12	3
YA266A	9/16-1	1/16	1/2	8	2-1/2

HOLE SAWS

Hole Saws

- High speed cutting edge welded to an alloy steel back to absorb shocks
- Cut clean, accurate holes in steel and cast iron pipe, steel plates, aluminum, copper, brass, stainless steel, wood or plastic
- Side slits make it easy to knock out the spent disks

Stock No.	Diameter, inches	Recommended Arbors	Stock No.	Diameter, inches	Recommended Arbors
LHS18D	9/16	LHS1C, LHS6C	LHS48D	1-1/2	LHS3D
LHS20D	5/8	LHS1C, LHS6C	LHS50D	1-9/16	LHS3D
LHS22D	11/16	LHS1C, LHS6C	LHS52D	1-5/8	LHS3D
LHS24D	3/4	LHS1C, LHS6C	LHS54D	1-11/16	LHS3D
LHS26D	13/16	LHS1C, LHS6C	LHS56D	1-3/4	LHS3D
LHS28D	7/8	LHS1C, LHS6C	LHS58D	1-13/16	LHS3D
LHS30D	15/16	LHS1C, LHS6C	LHS60D	1-7/8	LHS3D
LHS32D	1	LHS1C, LHS6C	LHS64D	2	LHS3D
LHS34D	1-1/16	LHS1C, LHS6C	LHS66D	2-1/16	LHS3D
LHS36D	1-1/8	LHS1C, LHS6C	LHS68D	2-1/8	LHS3D
LHS38D	1-3/16	LHS1C, LHS6C	LHS72D	2-1/4	LHS3D
LHS40D	1-1/4	LHS3D	LHS76D	2-3/8	LHS3D
LHS42D	1-5/16	LHS3D	LHS80D	2-1/2	LHS3D
LHS44D	1-3/8	LHS3D	LHS88D	2-3/4	LHS3D
LHS46D	1-7/16	LHS3D	LHS96D	3	LHS3D



LHS18D



LHS64D



LHS48D



LHS608B



LHS606D

LHS608B Hole Saw and Arbor Kit

- Includes LHS44D, LHS48D, LHS56D, LHS64D, LHS80D and LHS96D hole saws plus LHS6C and LHS3D arbors and LHS8C arbor adaptor (9 pc) in storage case
- Recommended speed charts are included

LHS606D 7 pc Hole Saw and Arbor Kit

- Includes (5) hole saws (1) arbor and (1) arbor adaptor (7 pc)
- Recommended speed charts are included
- Includes storage case



• Read safety precautions on pages W1 to W4

HOLE SAWS



Hole Saw Arbors and Pilot Drills

Stock No.	Thread Size	Fits Saws, inches	Fits Drill Chucks, inches	Replacement Pilot Drill
LHS5C	1/2"-20	9/16-1-3/16	1/4	LHS4D
LHS6C	1/2"-20	9/16-1-3/16	3/8	LHS4D
LHS1C	1/2"-20	9/16-1-3/16	1/2	LHS4D
LHS3D	5/8"-18	1-1/4-6	3/8	LHS4D
LHS4D	Universal	Universal	Universal	-
LHS8C	Arbor adaptor to convert 1/2"-20 thread to 5/8"-18			

DRILLING ACCESSORIES



DEBUR300

DEBUR300 Deburring Tool

- Easily deburr drilled and machined holes
- Pushbutton locking collet enables quick, easy blade changes
- Includes three round head deburring blades
- Blades store in handle of tool
- Weighs 1 lb
- 6" long

CL6 Cutting Oil

- Superior antiweld and lubricating properties reduce heat buildup in drill bits, grinding burrs and other metal cutting tools
- 1 pt bottle



CL6



YA246A

YA246A 13 pc Micro Utility Drill Set (Blue-Point®)

- Knurled surface at chuck end of pin vise provides a sure gripping surface
- Long 1-7/8" drill length
- Includes pin vise and (12) precision HSS twist drills from .0635-.0225", numbers 52-74

SANDER ACCESSORIES

Micro Tool Accessory Kits



AT401ACCKIT

AT401ACCKIT Micro Surface Prep Accessory Kit (Blue-Point®)

- 1/4 turn abrasive disc in two different grits helps get the job of removing rust or gasket material done quickly, even in confined areas
- Kit contains all the consumables needed to restore a Micro Surface Prep Tool Kit back to new
- Kit includes (1) 2" ROLOC® Pad 1/4" x 20T, (1) 3" ROLOC® Pad 1/4" x 20T, (5) 2" 40 grit pads and (5) 3" 80 grit pads



AT402ACCKIT

AT402ACCKIT Micro Dual Action Sander Accessory Kit (Blue-Point®)

- Fresh backing pad with all the sanding disc needed to work the surface down until it is ready for paint
- Kit contains all the consumables needed to restore a Micro Dual Action Sander Tool Kit back to new
- Kit includes (1) 3" hook and loop Pad 5/16" x 24T, (25) 3" 180 Grit pads, (25) 3" 220 Grit pads, (10) 3" 320 Grit pads and (10) 3" 800 Grit pads



AT403ACCKIT

AT403ACCKIT Micro Polisher Accessory Kit (Blue-Point®)

- All the pads needed to go from buffing to final polish
- Kit contains all the consumables needed to restore a Micro Polisher Tool Kit back to new
- Kit includes (1) 3" hook and loop Pad 5/16" x 24T, (1) 3" Wool Pad and one Foam Waffle Pad

14.4 V MicroLithium Polishing/Prep Tools



ACR2ALUM36

Stock No.	Description	Color	Stock No.	Description	Color
ACR2ALUM36	2" ROLOC® Abrasive Disc		ACR3HOLDER	3" ROLOC® Disc Holder	
ACR2ALUM80	2" ROLOC® Abrasive Disc		ACR3MEDIUM	3" Medium Surface Prep Disc	
ACR2CLEAN	2" Crud Disc		CTPP761-950	Disc Pad Wrench	
ACR2CORSE	2" Coarse Surface Prep Disc		CTPP761-901	3" Foam Pad	White
ACR2HOLDER	2" ROLOC® Disc Holder		CTPP761-902	3" Foam Pad	Gray
ACR2MEDIUM	2" Medium Surface Prep Disc		CTPP761-903	3" Knit Buffing Pad	
ACR3ALUM36	3" ROLOC® Abrasive Disc		CTPP761-904	3" Sanding Disc, 36 Grit	
ACR3ALUM80	3" ROLOC® Abrasive Disc		CTPP761-905	3" Sanding Disc, 80 Grit	
ACR3CLEAN	3" Crud Disc		CTPP761-900	Disc Pad	
ACR3CORSE	3" Coarse Surface Prep Disc		CTPP761-951	Roloc® Adaptor	



Replacement Sander Pads

Stock No.	Size, inches	Type	Style	Use on	Stock No.	Size, inches	Type	Style	Use on
PS4312-1H	3	PSA	Vacuum/ Non-vacuum	PSF4312	PS468-34HL	6	Velcro®	Non-vacuum	PS4609
PS4312-2H	3	Velcro®	Vacuum/ Non-vacuum	PSF4312	PS468-34VHL	6	Velcro®	Vacuum	PS4609V
PS4512-1AH	5	PSA	Non-vacuum	PS4512	PS468-35	8	PSA	Non-vacuum	PS4809
PS4512V-1AH	5	PSA	Vacuum	PS4512	PS468-35V	8	PSA	Vacuum	PS4809V
PS4512-2H	5	Velcro®	Non-vacuum	PS4512	PS468-35HL	8	Velcro®	Non-vacuum	PS4809
PS4512V-2H	5	Velcro®	Vacuum	PS4512	PS468-35VHL	8	Velcro®	Vacuum	PS4809V
PS4612-1AH	6	PSA	Non-vacuum	PS4612 and PSF4612	AT116-3	2	Roloc®	Non-vacuum	AT401MCA
PS4612V-1AH	6	PSA	Vacuum	PS4612 and PSF4612	AT116-4	3	Roloc®	Non-vacuum	AT401MCA
PS4612-2H	6	Velcro®	Non-vacuum	PS4612 and PSF4612	AT402VEL75MM	3	Hook and Loop	Non-vacuum	AT402MCA and AT403MCA
PS4612V-2H	6	Velcro®	Vacuum	PS4612 and PSF4612	AT406B33	6	PSA	Non-vacuum	AT406B
PS468-34	6	PSA	Non-vacuum	PS4609	AT406B30	6	Hook and Loop	Non-vacuum	AT406B
PS468-34V	6	PSA	Vacuum	PS4609V					

Tune-up Kits (contains seals, o-rings, washers, valve, rotor and vanes)			Vacuum Adaptor Kits (contains vacuum adaptor & shroud)		
PS46-TK	Tune-up Kit for 5 and 6" Sanders	PS4512, PS4612 and PSF4612	PSV4312KIT	Vacuum Kit for 3" Sanders	PSF4312
			AT406CVAC	Vacuum Kit	PSF4312

YA7341 Bonnet Cleaning Tool

- Run the spur wheels over your buffing pad or bonnet and it will work to dislodge and remove dry, hardened polish

GO459-39 Vacuum Adaptor

- Vacuum adaptor for PS4609 and PS4809

WIRE BRUSHES/FLAP WHEELS Blue-Point®



Description	Stock No.	Brush Diameter, inches	Shank Size Arbor Size	Wire Diameter, inches	Maximum Safe Free Speed, RPM
Crimped Wire Brush (Blue-Point®) Crimped for removing carbon from cylinder heads and valve parts	AC2D	1	1/4	.020	20,000
	AC3D	3/4	1/4	.020	20,000
Solid End Wire Brush (Blue-Point®) Solid end for cleaning aluminum cylinder heads and transmission parts	AC16D	3/4	1/4	.006	20,000
Spiral Twist Wire Brush (Blue-Point®) Spiral twist for removing heavy deposits	AC6B	3/4	1/4	.014	20,000
	AC7E	1	1/4	.020	20,000
Cup Type Wire Brush (Blue-Point®) Cup type for cleaning wheel rims and scuffing tires	AC240B	1-1/2	1/4	.012	6,000
Hollow End Crimped Cup Wire Brush (Blue-Point®) Hollow end crimped cup for light duty cleaning	AC241B	2-1/2	1/4	.012	6,000
Cup Flared Wire Brush (Blue-Point®) Cup flared for deburring, cleaning hard-to-reach areas and wheel rims, and scuffing tires	AC208A	1-1/2	1/4	.008	20,000
	AC212A	1-1/2	1/4	.012	20,000
	AC214A	2-1/2	1/4	.014	18,000
	AC224A	3	1/4	.014	15,000
Encapsulated Wire End Wire Brush (Blue-Point®) Encapsulated wire end brushes for a consistent stiff brushing action	AC204C	1/2	1/4	.014	8,000
	AC205C	3/4	1/4	.014	8,000
	AC206C	1	1/4	.014	8,000
Single Row Knot Type Wire Brush (Blue-Point®) Knot type, single row wire cup for heavy duty surface applications	AC339A	3	5/8-11	.020	12,500
	AC341B	3	5/8-11	.012	7,000
	AC342B	4	5/8-11	.020	7,000



- Do not use power tool accessories above their maximum rated RPM
- Read safety precautions on pages W1 to W4

WIRE BRUSHES/FLAP WHEELS Blue-Point®



AC420A



AC616



AC17D



AC243



AC10306

Description	Stock No.	Brush Diameter, inches	Shank Size Arbor Size	Wire Diameter, inches	Maximum Safe Free Speed, RPM
Knotted Wire Wheel Brush (Blue-Point®) Knotted Wire Wheel for heavy duty cleaning	AC420A	4	5/8-11	.020	20,000
Crimped Wire Wheel (Blue-Point®) Crimped Wire Wheel general purpose cleaner	AC616	3	1/4	.0118	20,000
Wire Brush (Blue-Point®) Wire Brush medium duty general cleaner	AC17D	1	1/4	.006	20,000
	AC243	3	5/8-11	.014	14,000
End Brush (Blue-Point®) End Brush ideal for cleaning right angle	AC10302	1/2	1/4	.014	25,000
	AC10306	3/4	1/4	.014	22,000



A24C

A24C Arbor, 1/4" Shank, 1/2" Arbor Adaptor (Blue-Point®)

- Adapts electric drill to light duty grinding and wire brushing; use with wheels and brushes up to 4" in diameter
- Shank is 1/4": arbor is 1/2" in diameter; Length is 1-3/4"
- Maximum rated RPM: 20,000



AC2240T27MP



AC3160FWMP



AC2160FWMP



AC2180FWMP

	Stock No.	Diameter, inches	Type	Grit	Quantity to Pack
Flap Disc (Blue-Point®)	AC2240T27MP	2	27	40	10
	AC3240T27MP	3	27	40	10
	AC3260T27MP	3	27	60	10
	AC3280T27MP	3	27	80	10
Flap Wheel (Blue-Point®)	AC2160FWMP	2	—	60	10
	AC2180FWMP	2	—	80	10
	AC3160FWMP	3	—	60	10
	AC31120FWMP	3	—	120	10



ACMANDREL

ACMANDREL Mandrel

- 1/4" stem for use on 2" and 3" flap discs

CUTTING AND GRINDING ACCESSORIES Blue-Point®



ETA125A

ETA125A Grinding Wheel Set

- Use with ET1350/ET1360
- Maximum rated RPM: 12,000
- Package of five discs



ETA250A

ETA250A Grinding Wheel Set (Blue-Point®)

- 1/4 x 4-1/2 x 7/8"
- Grit coarse (24)
- Maximum rated RPM: 12,000



AC13003

AC13003 Cut/Grind/Finish Kit (Blue-Point®)

- Includes AC4Z60T27MP flap disc max RPM 13,000, AC339A knot cup brush max RPM 14,000, AT415T27MP grinding wheel max RPM 13,300 and two AT415CWMP cut off wheels max RPM 13,500



VWB800D



VWBL400



VWB200C

Grinding burrs are ideal for use with Snap-on® die grinders described on p.476–477. 1/4" and 1/8" shank burrs are available, all with solid carbide heads. The 1/8" shank units all have a maximum head diameter of 1/8".

Wide Fluted Carbide Burrs (1/4" Shank)

Style/Application	Stock No.	Style (chart)	Shank Length, inches	Flute Length, inches	Head Dia., inches	Recommended RPM Cast Iron	Recommended RPM Stainless	Set Contains:		
								VWB800D	VWBL400	VWB200C
1/4" Shank Carbide Burr	VWB1C	A	—	5/8	1/4	22,000	23,000	•		
	VWB9B	A	—	1	1/2	16,000	24,000			
	VWB2B	B	—	3/4	3/8	18,000	27,000	•		
	VWB10B	B	—	1	1/2	16,000	24,000			
	VWB3B	C	—	1/4	5/16	20,000	30,000	•		
	VWB4B	D	—	7/8	1/2	16,000	24,000	•		
	VWB11B	E	—	3/4	3/8	18,000	27,000			
	VWB5B	E	—	1	1/2	16,000	24,000	•		
	VWB6B	F	—	3/4	3/8	18,000	27,000	•		
	VWB7B	G	—	1-1/8	1/2	16,000	24,000	•		
	VWB12B	G	—	1-1/16	3/8	18,000	27,000			
VWB8B	H	—	7/8	1/2	16,000	24,000	•			
1/4" Shank Long Reach Carbide Burr	VWBL401	—	4	—	3/8	14,000	17,000			•
	VWBL402	—	4	—	3/8	14,000	17,000			•
	VWBL403	—	4	—	3/8	14,000	17,000			•
	VWBL404	—	4	—	3/8	14,000	17,000			•
1/4" Shank Carbide Burr	VWB206C	A	—	1	1/2	15,000	25,000			•
	VWB204C	A	—	3/4	1/4	15,000	25,000			•
	VWB203C	B	—	1	1/2	15,000	25,000			•
	VWB202C	E	—	1	1/2	15,000	25,000			•
	VWB201C	G	—	1-1/8	1/2	15,000	25,000			•
	VWB205C	G	—	1-1/16	3/8	15,000	25,000			•



VWB700B


Carbide Burrs (1/8" Shank)

Stock No.	Style (chart)	Flute Length, inches	Recommended RPM Cast Iron	Recommended RPM Stainless	Set Contains:
					VWB700B
VWB301B	A	9/16	20,000	75,000	•
VWB302B	B	9/16	20,000	75,000	•
VWB303B	C	1/8	20,000	75,000	•
VWB304B	D	7/32	20,000	75,000	•
VWB305B	E	1/2	20,000	75,000	•
VWB306B	F	3/8	20,000	75,000	•
VWB307B	G	1/2	20,000	75,000	•
VWB308B	H	7/16	20,000	75,000	•



• Do not use power tool accessories above their maximum rated RPM
 • Read safety precautions on pages W1 to W4

AIR HAMMER ACCESSORIES



Air Hammer Bit Sets

Set Contains:
 PHG1005AK
 PHG1055K
 PHG1066K

Stock No.	Description	Application	Length, inches	Tip, inches			
PHG94A	Ball Joint/Tie Rod Separator	For separating ball joints and tie rods	7-13/16	5/8 opening			
PHG63A	Air Hammer Ball Joint/Tie Rod Separator	For separating ball joints and tie rods	7-3/8	13/16 opening			
PHG69A	Air Hammer Ball Joint/Tie Rod Separator	For separating ball joints and tie rods	7-3/8	1 opening			
PHG93A	Ball Joint and Tie Rod Separator	For separating ball joints and tie rods	8-3/4	1-1/4 opening			
PHG64A	Air Hammer Bent End Chisel	Shears ball joint rivets	10-1/2	5/8			
PHG76A	Bushing Cutter	For bushing cutting	6-1/4	1/2			
PHG21	Offset Bushing Splitter	For bushing cutting, when extra reach is needed	8-3/8	5/8			
PH75A	Bushing Driver	For pneumatic bushing driving	5-1/2	1/2			
PHG85A	Air Hammer Curved Flat Chisel	For rivet cutting work	5-3/4	5/8			
PHG57A	Air Hammer Double Bladed Panel Cutter	For panels cutting and sheet metal cutting	6	3/4	•	•	
PHG73A	Air Hammer Drift Punch	For punching out pins and other driving applications	6-1/2	1/2		•	•
PHG77	Straight Punch	For punching out pins and other driving applications that need extra reach	18	1/2			
PHG55A	Air Hammer Flat Chisel	For normal chisel cutting applications	6-1/2	3/4	•	•	•
PHG58B	Air Hammer Flat Chisel	For normal chisel cutting applications, when extra reach is needed	10	3/4			•
PHG84A	Flat Chisel	For normal chisel cutting applications when extra reach is needed	18	3/4			
PHG99	Flat Chisel	For normal chisel cutting applications, when a wide blade is needed	6-1/2	1-1/2			
PHG111	Hinge Pin Driver	Remove and install tube-hinge pins on car and truck doors	7-3/8	0.237			
PHG112	Hinge Pin Driver	Remove and install tube-hinge pins on car and truck doors	7-3/8	0.302			
PHG95A	Hole Punch	Punches 3/16" diameter starting hole in sheet metal to prepare it for use with CJ107 and CJ114 Body Dent Pullers	5-5/8	-			
PHG65A	Outside Cutter	For cutting the muffler flange	8-5/8	7/8			
PHG66A	Inside Cutter	For cutting the exhaust pipe inside the flange	8-3/4	3/16			
PHG87A	Muffler Cutter	For removing the tail pipe	8-3/4	7/8			
PH201	Needle Scaler	Projecting rods chip away rust and scale. Use only at low pressure	7-13/16	-			
PHG74A	Riveter	For 3/16" stem	5-13/16	1/2			



Stock No.	Description	Application	Length, inches	Tip, inches	Set Contains:	PHG1005AK	PHG1055K	PHG1066K
PHG78A	Riveter	For 1/4" stem	5-13/16	1/2				
PHG88A	Air Hammer Riveter	For forming heads on 3/16" compression rivets	5-13/16	1/2				
PHG89A	Riveter	For forming heads on 1/4" compression rivets	3-7/8	7/8				
PHG71A	Round Hammer	For hammering applications	4-1/4	1				
PHG68	Round Hammer	For hammering application, when extra reach is needed	7	1			•	•
PHG56A	Air Hammer Scraper	For scraping applications	6-3/16	1-5/16				
PHG51A	Air Hammer Sheet Metal Ripper	For sheet metal ripping and cutting	5-3/8	5/8			•	
PHG61A	Air Hammer Slitting Chisel	For cutting tail pipes and other surfaces	6-7/8	1			•	
PH1038	3/8" Square Drive Air Hammer Socket Adaptor (Blue-Point®)	Attaches to air hammer to provide vibration while turning stubborn fasteners, 3/4" hex, 3/8" square drive	5	—				
PH1050	1/2" Square Drive Air Hammer Socket Adaptor (Blue-Point®)	—	—	—				
PHG70A	Air Hammer Spot Weld Breaker	For weld removal	6-1/4	3/4			•	
PHG59A	Air Hammer Tapered Punch	For removal of pins	6-1/2	3/16			•	•
PHG72A	Air Hammer U-Joint Trunion Driver	For needle type trunions	3-7/8	7/8				
PHG83A	Valve Guide Remover	For removing and installing valve guides	7.48	7.7 mm pilot				
PHG86A	Valve Guide Remover	For removing and installing valve guides	7.48	9.3 mm pilot				
PHG91A	Valve Guide Remover	For removing and installing valve guides	7.4	6.5 mm pilot				
PHG96A	Valve Guide Remover	For removing and installing valve guides	7.4	6.9 mm pilot				
PHG97A	Valve Guide Remover	For removing and installing valve guides	7.4	5.2 mm pilot				
PHG151A	Panel Cutter	Edges and trims sheet metal. Cutting end is offset 25°. Non-turn shank	6-7/8	5/8				
PHG161A	Slitting Chisel	Cuts exhaust system pipes, 1/8" tip thickness. Non-turn shank	8-3/4	1				
PHG155A	Air Hammer Cold Chisel	Cuts bolts, nuts, tees and angles. Also splits and bevels. Non-turn shank	7	21/32				
PH200D	Universal Quick Change Chuck Retainer	Use for fast, easy insertion/removal of air hammer bits	—	—				
PHGCR1	Front Axle C-Clip Remover	Removes C-Clips stuck in place by rust, cup shift, dirt and grime For use on Ford®, GM® and Dodge® vehicles as well as any vehicle that uses a U-Joint with C-Clip retainer	—	—				

Air Hammer Bit Sets

PHG1540K 6 pc Interchangeable Tip, Air Hammer Bit Set

- Three different shaft lengths makes accessing hard to reach places safer and easier
- Quick change head design with three different material tips (steel, aluminum, nylon)
- Choose appropriate hammer head material to reduce damage to vulnerable areas
- Worn out tips are easily replaceable
- Comes with nylon pouch to keep kit components together



PHG1540K

Stock No.	Description
PHG1540-18	18" Hammer Shaft
PHG1540-6	6" Hammer Shaft
PHG1540-9	9" Hammer Shaft
PHG1540-ALM	Aluminum Hammer Head
PHG1540-BAG	Hammer Set Canvas Pouch
PHG1540-NYL	Nylon Hammer Head
PHG1540-STL	Steel Hammer Head



- Use air hammer accessories only for their intended applications, replace when worn or broken
- Read safety precautions on pages W1 to W4

AIR HAMMER ACCESSORIES



PHG1004RP

PHG1004RP
Set Contains:

Roll Pin Punches

Stock No.	Description	Application	Length, inches	Tip, inches	
PHG79A	Roll Pin Punch		7-1/2	3/8	•
PHG80A	Roll Pin Punch		7-1/2	1/4	•
PHG81A	Roll Pin Punch		7-1/2	5/16	•
PHG821	Roll Pin Punch		7-1/2	1/2	•



PHGL37KT

PHGL37KT
Set Contains:

Extra Long Drift Punches

Stock No.	Description	Application	Length, inches	Tip, inches	
PHGL78	Extra Long Drift Punch (Blue-Point®)		5	5/16	
PHGL710	Extra Long Drift Punch (Blue-Point®)		5	3/8	
PHGL712	Extra Long Drift Punch (Blue-Point®)		5	1/2	
PHGL37-KB	Storage Pouch (Blue-Point®)		—	—	

PHGL37KT Extra Long Punch Drift Set (Blue-Point®)

- Includes PHGL78, PHGL710 and PHGL712 Extra Long Drift Punches (3 pc) in PHGL37-KB Storage Pouch

IMPACT WRENCH AND RATCHET ACCESSORIES



MRB25



YA4190A



YA4190CAPA



YA4190FAR



YA4190DIS

MRB25 Magnetic Impact Wrench Holder (Blue-Point®)

- Attach to lift post, tool storage unit or cart to keep impact gun handy
- Ideal for tire and wheel shops
- 160 lb of magnetic force
- Outer diameter of base is 3-7/8"
- Inner diameter of holder is 2-7/8"

YA4190A Mini Grease Gun

- Fits all flush type fittings
- Good for all FAR series air ratchets
- Spring return plunger
- 3 oz capacity

YA4190CAPA Grease Gun Head

- Fits YA4190A mini grease gun

YA4190FAR Grease Gun Assembly

- Use with FAR series air ratchets

YA4190DIS Grease Dispenser (Blue-Point®)

- Grease dispenser attachment for YA4190A mini grease gun
- Contains 3 oz of Mobil® temp SHC-32 grease for Snap-on® FAR series air ratchets

Air Saw Blades

Stock No.	Application/Material Thickness	Teeth Per Inch (TPI)	Length, inches	Quantity
ASB4-42	Over 0.20"	18	3-5/8	10 each
ASB4-43	0.08–0.20"	24	3-5/8	10 each
ASB4-44	0.00–0.08"	32	3-5/8	10 each



ASB4-42

Metal Cutting Blades

Bi-metal reciprocating saw blades with precision ground teeth for maximum cutting power, greater control and higher speed.

Stock No.	Application/Material Thickness	Teeth Per Inch (TPI)	Blade Thickness, inches	Blade Length, inches	Quantity
CTRS614MC	Metal 1/8–3/8" thick	14	.035	6	5 each
CTRS914MC	Metal 1/8–3/8" thick	14	.035	9	5 each
CTRS618MC	Metal 1/8–1/4" thick	18	.035	6	5 each
CTRS918MC	Metal 1/8–1/4" thick	18	.035	9	5 each
CTRS624MC	Metal less than 1/8" thick	24	.035	6	5 each



CTRS614MC

General Purpose Blades

Versatile bi-metal blades for general purpose cutting of metal, plastic laminates and wood with nails.

Stock No.	Application/Material Thickness	Teeth Per Inch (TPI)	Blade Thickness, inches	Blade Length, inches	Quantity
CTRS658GP	Metal/Plastic/Wood	5–8 variable	.050	6	5 each
CTRS126GP	Metal/Plastic/Wood	6	.050	12	5 each



CTRS126GP

Demolition Blades

Extra heavy duty bi-metal blades with thicker body and variable 5/8 tooth pitch are ideal for heavy demolition work in wood with nails also strong enough to handle thick metals.

Stock No.	Application/Material Thickness	Teeth Per Inch (TPI)	Blade Thickness, inches	Blade Length, inches	Quantity
CTRS658DB	Nail Embedded Wood	5–8 variable	.062	6	5 each
CTRS958DB	Nail Embedded Wood	5–8 variable	.062	9	5 each



CTRS658DB

Wood Cutting Blades

Bi-metal blades with precision ground teeth for fast cutting of wood 3/8" and thicker.

Stock No.	Application/Material Thickness	Teeth Per Inch (TPI)	Blade Thickness, inches	Blade Length, inches	Quantity
CTRS67WB	Fast cutting wood 3/8" and thicker	7	.040	6	5 each
CTRS97WB	Fast cutting wood 3/8" and thicker	7	.040	9	5 each



CTRS67WB

Air Saw Blades

Bi-Metal Blades	Stock No.
Bi-Metal Blade Scroll, 18 TPI, 3-3/4" long (qty 5)	AT190-39C
Bi-Metal Blade Scroll, 24 TPI, 3-3/4" long (qty 5)	AT190-40C
Bi-Metal Blade Scroll, 32 TPI, 3-3/4" long (qty 5)	AT190-41C
Bi-Metal Blade Multipurpose, 18 TPI, 4" (qty 5)	AT190-42B
Bi-Metal Blade Multipurpose, 24 TPI, 4" (qty 5)	AT190-43B
Bi-Metal Blade Multipurpose, 32 TPI, 4" (qty 5)	AT190-44B



AT190-42B



- Use air hammer accessories only for their intended applications, replace when worn or broken
- Read safety precautions on pages W1 to W4

BLOW GUNS



JT13B



JT17A



YA1050B



YA4010



JT14



JT23



JT24



YA105020



AT4113



AT4135



AT4124



AT4101



AT4164

Non Vented Blow Guns

Do not use nonvented blow guns above 30 psi air supply pressure.

JT13B Blow Gun (Blue-Point®)

- Tapered, rubber tip for a leak-proof connection between gun and fluid line
- Vinyl coated control lever
- Hanging hook for storage
- 4-1/2" long

JT17A Blow Gun (Blue-Point®)

- Fits KRA412 series folding shelves

YA1050B Blow Gun (Blue-Point®)

- Pistol grip style with front full size trigger
- Infinitely variable flow
- 10-1/4" long

YA4010 Quick Change Rubber Tip (Blue-Point®)

- Conical rubber tip for YA1050B blow gun

JT14 Blow Gun (Blue-Point®)

- Black mat with red Snap-on® logo
- Industrial interchange style coupler

JT15 Blow Gun (Blue-Point®)

- Universal 1/4" pipe threading
- Black Mat with Red Border/Red Snap-on® logo

JT20 Blow Gun (Blue-Point®)

- ARO® style coupler
- Industrial Interchange style coupler

JT21 Pocket-Style Blow Gun (Blue-Point®)

- True-Flate® style male coupler
- Universal 1/4" pipe threading

JT22 Blow Gun (Blue-Point®)

- Lincoln® style male coupler
- Same as JT13B except with a 3" tip extension in place of the rubber tip

JT23 Pocket-Style Blow Gun (Blue-Point®)

- Solid brass
- Industrial interchange style coupler

JT24 Blow Gun (Blue-Point®)

- Solid brass
- ARO® style coupler
- Tru-Flate® style male coupler

YA105020 20" Bent Nozzle Blow Gun (Blue-Point®)

- 20" bent nozzle
- Trigger provides variable air flow control
- Lightweight body with ergonomically designed grip provides comfort and control
- Venturi tip directs air sideways if tip end is obstructed
- Reinforced 1/4"-18 NPT inlet

YA105013 Blow Gun (Blue-Point®)

- Same as YA105020 except 13" bent nozzle

YA1050T2 Venturi Air Booster (Blue-Point®)

- Venturi nozzle draws in ambient air for extra high flow increasing by 100%

- Suitable for deflecting lightweight wood chips
- Diverts air when dead ended, reducing the outlet pressure to less than 2 bar (29 PSI)

YA1050T3 3 pc Rubber Tip Kit (Blue-Point®)

- Rubber tip kit for YA105020 blow gun

YA1050T4 Chip/Fluid Shield (Blue-Point®)

- Chip/fluid shield for YA105020 blow gun

AT4101 4" Blow Gun

- Built-in valve system improves trigger control
- Impact resistant material for long lasting service
- Galvanized blow tube for corrosion resistance
- Lifetime warranty (accessories not included)

AT4113 19" Straight Tube Air Blow Gun

- Built-in valve system improves trigger control
- Impact resistant material for long lasting service
- Galvanized blow tube for corrosion resistance
- Lifetime warranty (accessories not included)
- Use for blowing off, cleaning and drying surfaces
- Use in any sector of industry where compressed air is used

AT4135 Blow Gun with Air Adjustment

- Built-in valve system improves trigger control
- Impact resistant material for long lasting service
- Galvanized blow tube for corrosion resistance
- Lifetime warranty (accessories not included)
- Sound level 78 dB (8 bar)
- Regulate flow with adjustable volume control
- Complies with OSHA safety standards
- Applications:

Blowing off, cleaning and drying surfaces

Use in any sector of industry where compressed air is used

AT4124 Rubber Tip

- Prevents scratching of surface
- Use with AT4101, AT4113 and AT4135 air blow guns

AT4101P 4" Blow Gun

- Built in valve system improves trigger control
- Impact resistant material for long lasting service
- Galvanized blow tube for corrosion resistance
- Lifetime warranty (accessories not included)

AT4112B**AT4164 Rubber Tip**

- Rubber tip prevents scratching of delicate surfaces
- Push to connect collar holds tip securely onto blow gun pipe
- Easily remove tip from the blow gun pipe by simply pulling back on the collar
- 25 mm tip diameter is ideal for flushing hoses up to 7/8"
- Tip works with AT4101, AT4113, and AT4112 blow gun models

Vented Blow Guns

Do not obstruct vents. Do not use vented blow guns above 135 psi maximum air supply pressure.

JT19A Venturi Tip Blow Gun (Blue-Point®)

- Directs air sideways if tip end becomes obstructed and increases airflow
- Includes stabilizer valve for variable pressure
- 1" hanging hook and paddle type air control lever
- Air inlet: 1/4"-18 NPT(f)

YA1055B Blow Gun (Blue-Point®)

- Variable flow trigger offers precise air flow control
- Six-outlet star tip delivers an even distribution of air
- 4" full flow tube
- Complies with OSHA safety standards
- Air inlet: 1/4"-18 NPT(f)



AIR HOSES AND SWIVELS

Air Hoses-Rubber

Ideal for industrial applications. Male threads at both ends.



Stock No.	Hose I.D., inches	Hose Length, feet	Thread Size	Maximum Pressure, PSI
IM2001A	1/4	5	1/4"-18 NPT	300
IM2002A	3/8	5	1/4"-18 NPT	300
IM2004A	3/8	2	1/4"-18 NPT	300
IM2005A	3/8	25	1/4"-18 NPT	325
IM2008A	3/8	50	1/4"-18 NPT	325
IM2009A	1/2	50	1/2"-14 NPT	325

Air Swivel Connectors

- Swivels turn 360° at two points for complete tool maneuverability
- Air hoses hang straight to the floor



Stock No.	Thread Size	Maximum Pressure, PSI	Airflow
YA502M	1/4" NPT	150	Up to 4.6 CFM (33 SCFM)
YA503M	3/8"-18 NPT	150	Up to 6.3 CFM (45 SCFM) [178 LPM]
ASC14	1/4" NPT	150	Up to 35 SCFM (991 LPM)
ASC14U	1/4" NPT	150	Up to 35 SCFM (991 LPM)

Air Hoses-Reinforced Polyurethane

- Extremely lightweight for easy maneuverability
- Reinforced construction eliminates layer separation resulting from expansion and contraction during pulsating operations
- More abrasion resistant than PVC and rubber hoses
- Easy to wrap and store even in subzero weather
- UV stabilized for longer outdoor life
- Strain relief features a tight bending radius to virtually eliminate hose kinking
- Reusable fittings and strain reliefs for longer life



Stock No.	Color	Hose I.D., inches	Hose Length, feet	Thread Size	Temperature Range	Working Pressure
AIRHOSE35	Red	3/8	35	1/4" NPT	-40-165 °F (-40-73.9 °C)	200 PSI @ 70 °F (21 °C)
AIRHOSE50	Red	3/8	50	1/4" NPT	-40-165 °F (-40-73.9 °C)	200 PSI @ 70 °F (21 °C)
AIRHOSE100	Red	3/8	100	1/4" NPT	-40-165 °F (-40-73.9 °C)	200 PSI @ 70 °F (21 °C)

AIR LINE COUPLERS AND ADAPTORS

Air Line Quick Couplers

Body Size, inches	Style	Thread Size	Quick Coupler Male	Quick Coupler Female	Adaptor Male	Adaptor Female
1/4	Lincoln®	1/4"-18 NPT	—	AHC26D	AHC26MD	AHC26FD
1/4	Tru-Flate®	1/4"-18 NPT	—	AHC24D	AHC24MD	AHC24FD
3/8	True-Flate®	1/4"-18 NPT	—	AHC25D	AHC25MD	AHC25FD
1/4	ARO®	1/4"-18 NPT	AHC23PMD	AHC23D	AHC23MD	AHC23FD
1/4	Industrial Interchange	1/4"-18 NPT	AHC21PMD	AHC21D	AHC21MD	AHC21FD
3/8	Industrial Interchange	1/4"-18 NPT	—	AHC22E	AHC22MD	AHC22FD
3/8	Industrial Interchange	3/8"-18 NPT	—	AHC28D	AHC28MD	AHC28FD
1/2	Industrial Interchange	—	—	—	AHC31	—
1/2	Industrial Interchange	1/2"-14 NPT	—	AHC27D	AHC27MD	AHC27FD
1/4	Rigid Mounting	1/4"-18 NPT	—	AHC21PD	—	—
1/4	Hi-Flow	1/4"-18 NPT	—	AHCC98C	AHCC97C	—
1/4	Hi-Flow HVLP	1/4"-18 NPT	AHCC91C	AHCC90C	—	AHCC90C

*Conforms to Mil Spec MIL-C-4109F

All adaptors are plated steel to improve durability



Air Valves and Manifolds

IM10D Air Valve (Blue-Point®)

- Volume of airflow can be regulated with 1/4 turn of the control knob
- Male/female thread sizes

AHC300 Multiline Air Manifold (Blue-Point®)

- Capacity of three air lines running at the same time
- Allows three workstations to use the same air supply
- Evenly distributes air through three different lines



• Do not direct blow gun at yourself or others
• Read safety precautions on pages W1 to W4

GENERAL ACCESSORIES



IM1PTMP6



IM10ZMP12



CL6

Lubrication Accessories

IM1PTMP6 Air Motor Oil

- Cleans all piston and rotary air motors and helps prevent rust formation
- Six pack of IM1PT 16 oz bottles

IM10ZMP12 Air Motor Oil

- 12 pack of 1 oz bottles

CL6 Cutting Oil

- Superior antiweld and lubricating properties reduce heat buildup in drill bits, grinding burrs and other metal cutting tools
- 1 pt bottle

IM1PT 16 oz Air Motor Oil

- Improve performance and extend the life of your power tools with regular use of Snap-on® motor oil
- Specially formulated to lubricate, clean and protect expensive components
- Use daily on all piston and rotary air motors
- 16 oz bottle



CTTOTEA

BPTOTE

CTUTOTEABK

CTTOTEA Power Tool

Tote Bag

- Wide opening for easy access to tools – extra padding for protection
- Durable 600 Denier® outside for strength
- Interior pockets and compartments for tool organization
- Padded handles for comfortable transport
- Reinforced bottom for strength
- Six external pockets for extra storage
- Approximate inside dimensions, open: 18" L x 8" W x 11-1/2" D (457 x 203 x 292 mm)

BPTOTE Tote Bag (Blue-Point®)

- Heavy-duty 600 x 300 D polyester
- Water-resistant, rugged and versatile
- Wide top opening for easy access
- Multiple interior and external pockets for organization
- Overall dimensions: 16-1/2" L x 10-1/2" W x 12-1/4" H

CTUTOTEABK Heavy-Duty Power Tool Tote Bag



PACKPLSHKIT

PACKPLSHKIT
Set
Contains:

Stock No.	Description	
PACKBB3L1	3" Viscose Fabric Buff Ball	•
PACKBB2L4	2" Viscose Buff Ball	•
KACKLQDPLSH	Liquid Polish	•
KACKSPDWAXX	Speed Wax	•
PACKSD31000	1,000 Grit Abrasive Pad	•
PACKSD32000	2,000 Grit Abrasive Pad	•
KACKMCFIBER1	Microfiber Cloth	•

Cleaners, Polishes and Sealants

PACKPLSHKIT 7 pc Polishing and Restoration Kit

- Abrasive pads (1,000 and 2,000 grit) for cleaning and restoration needs
- Buff balls (2 and 3") cut polishing time in half compared to hand polishing
- Great for access
- Speed wax for exceptional protection on metals paints and plastics
- Microfiber cloth for all purpose cleaning and detailing – can be used on wet or dry surfaces
- Liquid polish for cleaning and polishing
- Assembled in the USA with US and foreign components
- Includes (1) 3" viscose fabric buff ball, (1) 2" viscose buff ball, (1) 3/4 oz polish cream, (1) 1.7 oz speed wax, (1) 1,000 grit abrasive pad, (1) 2,000 grit abrasive pad and (1) microfiber cloth
- Use with the Snap-on® CTPP761 Polish/Prep tool

OVERVIEW 518

**TESTING &
ELECTRONICS** 520

WELDING 564

UNDERCAR 584

BATTERY SERVICE 622

AIR CONDITIONING 630

COOLING 643

SHOP EQUIPMENT 651

SHOP CLEANING 731


SAFETY 738



SHOP & TECH

TOOLS DESIGNED TO MAKE YOU THE GO-TO TECH. OR SHOP.

Whether you're looking to upgrade your shop or enhance your own capabilities, Snap-on® has the tools to help you do it. From welders and A/C recyclers to battery chargers and inspection scopes, our productivity solutions are designed to grow business and increase revenue. In other words, they're made to help you make more money.



“We work very hard to be the brand of choice... to provide great product quality and to service that product after the sale.”

Ben Joyner
Conway, AR Plant

Where Shop Equipment and specialty tools intersect with technology.

Staying on top of today's technologically advanced vehicles takes shop tools that are equally advanced. That's why we relentlessly engineer our tools to make them more functional, more intuitive and, of course, more dependable.



RETURN ON INVESTMENT

Regardless of the initial investment, our shop tools are proven to pay for themselves in no time and to continue generating revenue.



INNOVATION

With the most advanced features available, your Snap-on® equipment is a smart way to create repeat business and earn loyal customers.



BREADTH

We offer 25 equipment categories to choose from, which means a vast range of ways to increase your capabilities.



WORK SMARTER

From multimeters and video inspection scopes to noise detection devices and more, we offer complete system coverage.



WORK FASTER

Bottom line, our shop equipment helps you diagnose and fix problems quicker — meaning you can complete more money-generating jobs each day.



WORK SAFER

Because a shop's most important investment is its people, we offer a wide range of safety gear to protect them.

Snap-on® videoscopes, listening devices, multimeters, circuit testers and other specialty analyzers help you detect and diagnose everything from the slightest engine noises to the most complex electrical issues.

TURNING TECHNICIANS INTO DETECTIVES.

Whatever the problem, our meters and analyzers help you get to the bottom of it quickly. Regardless of whether it's related to amps, volts, HC, CO₂, O₂, NOx, grounds, shorts, watts, RPM, decibels, compression, cylinder leakage, vacuum issues — you name it.



7-Year Limited Warranty on Snap-on® meters

Automotive Digital Multimeters



EEDM596EK



EEDM525E



EEDM504D



EEDM503D



EEDM570



EEDM575D

Specifications	EEDM596EK	EEDM525E	EEDM504D	EEDM503D	EEDM570	EEDM575D
Certificate of Calibration Model	EEDM596ECRT+	EEDM525ECRT+	EEDM504DCRT+	—	EEDM570CRT	EEDM575DCRT
Display Count	40,000	4,000 Color	4,000	2,000	5,000	11,000
AC Volts	750	750	750	750	600	600
DC Volts	1,000	1,000	1,000	1,000	600	600
Basic DC Accuracy	0.10%	0.50%	0.50%	0.50%	1.5%	0.5%
AC Amps	10	10	10	10	100	1,100
Micro Amps	Yes	Yes	Yes	Yes	No	400 DC
DC Amps	10	10	10	10	100	400
True RMS (Root Mean Square)	Yes	Yes	No	No	No	Yes
Resistance, ohms	40M Ohm	40M Ohm	40M Ohm	20M Ohm	50 Meg Ohms	110 Mega Ohms
Capacitance	Yes	Yes	Yes	No	5,000 micro farad	100 mF
Frequency	Yes	Yes	Yes	No	200 kHz	10 kHz
Insulation Test	No	No	No	No	No	No
Analog Bar Graph	Yes	Yes	Yes	No	Yes	Yes
Auto Range	Yes	Yes	Yes	No	Yes	Yes
Data Hold	Yes	Yes	Yes	Yes	Yes	Yes
Min/Max	Yes	Yes	Yes	No	Yes	Yes
Backlight	Yes	Yes	No	No	Yes	No
Color Screen	Yes	Yes	No	No	Yes	Yes
Auto Shut-Off	Yes	Yes	Yes	No	Yes	Yes
RPM	Yes	EEDMRPMG (opt.)	EEDMRPMG (opt.)	EEDMRPMG (opt.)	No	EEDMRPMG (opt.)
Adjustable Trigger Level	Yes	No	No	No	No	No
Noise Reduction Circuit	Yes	Yes	No	No	No	No
Temperature	MT586B1 (incl.)	MT586B1 (opt.)	EEDM506C† (opt.)	EEDM506C† (opt.)	Yes	MT586-4 (opt.)
Duty/Dwell	Yes	Duty Only	Duty Only	No	No	No
mS Pulse Width	Yes	No	No	No	No	No
Comp. Output (USB)	Yes, Included	No	No	No	No	No
UL® Listed	cULus 61010-1	cULus 61010-1	cULus 61010-1	cULus 61010-1	cULus 61010-1	cULus 61010-1
CAT Rating	CATII 750 V AC, CATIII 1,000 V DC, CATIII 600 V AC/DC	CATII 750 V AC, CATII 1,000 V DC, CATIII 600 V AC/DC	CATII 750 V AC, CATII 1,000 V DC, CATIII 600 V AC/DC	CATII 750 V AC, CATII 1,000 V DC, CATIII 600 V AC/DC	Cat III, 600 V	CATIII 600 V
Easy Open Battery and Fuse Door	Yes	Yes	Yes	Yes	Battery Only – no fuse	Yes
Glitch Capture	Yes	No	No	No	No	No
Blown Fuse Identifier	Yes	Yes	Yes	Yes	No	No
Dimensions, inches	7-3/4 x 3-3/4 x 1-1/2	7-3/4 x 3-3/4 x 1-1/2	7-3/4 x 3-3/4 x 1-1/2	7-3/4 x 3-3/4 x 1-1/2	10.4 x 2.9 x 104	10 x 1-3/8 x 2-1/2
Case or Zipper Pouch	MT586BK1	EEDM504B4 Pouch (standard), MT586BK1 Hard Case (optional)	EEDM504B4	EEDM50484 (opt.)	EEDM575DBCSE	EEDM575DBCSE
Replacement Fuses	EEDM504B1 EEDM504B2	EEDM525D6 EEDM525D7	EEDM504B1 EEDM504B2	EEDM503B2 EEDM504B2	No	EEDM504B1

*Certified and UL listed
The Multimeters on this page include a basic lead set.

TECHNICAL SUPPORT 1-888-382-6522

†CE



• Do not use in environment with explosive vapor
• Read safety precautions on pages W1 to W4

DIGITAL MULTIMETERS

7-Year Limited Warranty on Snap-on® meters
5-Year Limited Warranty on Blue-Point® meters

HYBRID
INNOVATION



EEDM604E



EEDM650C



MT454C



MT501C



MT574C

Digital Multimeters

Specifications	EEDM604E	EEDM650C	MT454C**†	MT501C**†	MT574C**†
Certificate of Calibration Model	EEDM604ECRT	EEDM650CCRT	No	No	MT574CCRT
Display Count	50,000	4,000	4,000	2,000	4,000
AC Volts	1,000	1,000	600	600	600
DC Volts	1,000	1,000	600	600	600
Basic DC Accuracy	0.05%	±0.1% + 2 digits	0.50%	0.75%	0.30%
AC Amps	10	400 mA	No	No	400 mA
Micro Amps	Yes	Yes	No	No	No
DC Amps	10	400 mA	No	No	400 mA
True RMS (Root Mean Square)	Yes	Yes	No	No	No
Resistance, ohms	(plus conductance)	40M Ohm	40M Ohm	2K Ohm	40M Ohm
Capacitance	Yes	Yes	No	No	No
Frequency	Yes	Yes	No	No	No
Insulation Test	No	Yes	No	No	No
Analog Bar Graph	Yes	No	No	No	No
Auto Range	Yes	Yes	Yes	No	Yes
Data Hold	Yes	Yes	No	Yes	Yes
Min/Max	Yes	Yes	No	No	Yes
Backlight	Yes	Yes	No	No	No
Color Screen	Yes	Yes	No	No	No
Auto Shut-Off	Yes	Yes	Yes	No	Yes
RPM	EEDMRPMG (opt.)	EEDMRPMG (opt.)	No	EEDMRPMG (opt.)	EEDMRPMG (opt.)
Adjustable Trigger Level	No	No	No	No	No
Noise Reduction Circuit	No	Yes	No	No	No
Temperature	MT586B1 (opt.)	MT586B1	No	EEDM506C+ (opt.)	EEDM506C+ (opt.)
Duty/Dwell	Yes/Duty	No	No	No	No
mS Pulse Width	Yes	No	No	No	No
Comp. Output (USB)	No	No	No	No	No
UL® Listed	cULus 61010-1	cULus 61010-1	cULus 3111	cULus 3111	cULus 3111
CAT Rating	CATIII 1,000 V CAT IV 600 V	CATIII 1,000 V CAT IV 600 V	CATIII 600 V	CATIII 600 V	CATIII 600 V
Easy Open Battery and Fuse Door	Yes	Yes	No	No	No
Glitch Capture	Yes	Yes	No	No	No
Blown Fuse Identifier	Yes	Yes	No	No	No
Dimensions, inches	3-13/16 x 8 x 2-13/32	9 x 4-1/4 x 2	6 x 3 x 2	6 x 3 x 2	6 x 3 x 2
Case or Zipper Pouch	EEDM650CPB	EEDM650CPB (opt.)	EEDM504B4 (opt.)	EEDM504B4 (opt.)	EEDM504B4 (opt.)
Replacement Fuses	EEDM604C1 EEDM604C2	EEDM604C1	No	No	EEDM504B1

*Certified and UL® listed

**Blue-Point®

The Multimeters on this page include a basic lead set.

† C E

TECHNICAL SUPPORT 1-888-382-6522

Digital AC/DC Clamp On Meters

EEDM570 Low Current Color Digital Display Clamp Meter

- Measures DC V, AC V, OHMS, DC AMPS, AC AMPS, Hz, Temperature and Capacitance
- Inductive Amp Reading 0–100 A, 0–5,000 mA
- Auto-ranging and auto-zero on all amp functions
- 7/8" (22.5 mm) cable clamp opening enables use on battery cables even heavy duty sizes
- Bar graph to monitor rapidly changing signals
- True RMS for accurate AC readings
- AC/DC amps – for current readings
- AC/DC volts – for voltage readings
- OHMS – for resistance tests
- Capacitance – for testing capacitors
- Frequency – for testing on/off cycling of voltage
- Peak-hold – captures high readings
- Record – captures Min/Max readings
- CE approved six languages
- Temperature – F and C
- Seven-year warranty
- Rear battery compartment for easy access for replacement
- Safety ratings: Cat III 600 V, CE and CUL



DIGITAL MULTIMETER ACCESSORIES

EEDM5030 Pressure Adaptor

- Measure pressure from 1–500 PSI and vacuum from 1–29 inHg
- Output is 1mV DC per PSI or inHg
- Ideal for measuring transmission or hydraulic pressure
- 1/4" NPT fitting on pressure transducer
- Sensor compatible for air or liquid
- 6-1/2' cable length



EEDMRPMG Gasoline Engine RPM Adaptor

- Ideal for small, single cylinder, 2 and 4 stroke gas engine applications
- Use with any digital multimeter that has DC mV ranges to measure gasoline engine RPM
- Plug adaptor into DMM (set to DC mV function), clip lead above engine spark plug boot and multiply reading by ten
- Range is 300–6,000 RPM
- Output is 1mv DC per 10 RPM
- Powered by 9 V battery (included)



EEDMRPMD Diesel Engine RPM Adaptor

- Ideal for small diesel engine applications
- Measures diesel engine rpm
- Plug adaptor into the DMM (set to IP), attach transducer to fuel line leading to an injector and read RPM on the meter
- Range is 300-4,000 rpm
- Resolution is 1 rpm, powered by 9 V battery (included)



EEDM5997 DMM RPM Adaptor

- Use with 2 or 4 stroke engines
- Use in conjunction with an automotive feature meter with IP (inductive pick-up) setting
- For motorcycles, outboard motors, snowmobiles and ATVs with limited or no ignition shielding
- Internal circuitry filters out noise
- Non-intrusive pick-up features dual tapped coils to help eliminate errors



EEDMDVA Direct Voltage Adaptor

- Converts outboard marine, motorcycle and other small engine ignition pulse signals into DC voltage signals
- Adaptor helps identify secondary ignition problems like failed individual coil packs or poor spark



EEDM5830 Amp Adaptor

- Allows DMMs to accurately measure up to 30A AC/DC by converting the signal to millivolts
- Measure current draw of individual circuits from fuse box on automobiles, trucks and buses
- Measure the parasitic load on the battery
- Requires no internal/external power supply
- Range of 0-30A



The Multimeters on this page include a basic lead set.



- Do not use in environment with explosive vapor
- Read safety precautions on pages W1 to W4

DIGITAL MULTIMETER ACCESSORIES



EETA106B

EETA106B Inductive Pick-Up (Blue-Point®)

- For use with the EEDM596DK and EEDM586DK DMMs
- The non-intrusive pickup slides over to the secondary ignition spark plug wire and snaps shut for quick hook-ups without directly connecting to ignition circuit
- Covering a wide ranging signals it can be used on most engines with 2 and 4 cycle ignition systems including small engines and waste spark systems
- 7' of cable makes it ideal for even deep engine compartments



EETA501C

EETA501C Clamp on Amp Probe

- Measures AC and DC currents greater than 10A without breaking the circuit
- Ideal for measuring starter (A) and automotive current draw
- Used with DMMs that have 2 V and 200mV AC and DC ranges
- Range: 0-20A on 200mV AC or DC, 0-400A on 2 V AC or DC
- 400 AC/DC amp adaptor for TPI440, TPI460, TPI192/TPI194



EETA502C

EETA502C Clamp on Amp Probe

- Measures AC and DC currents greater than 10 amps (the limit of most DMM's) without breaking the circuit
- Ideal for measuring starter current draw (amps) and automotive current draw
- Used with DMMs that have 2 V and 200mV AC and DC ranges
- Range: 0-2,000 amp AC or DC



EETA503C

EETA503C Low Current Adaptor


- AC/DC low current adaptor for digital multimeters with DC mV Range and 10 mAmps impedance
- Measures parasitic current draw on battery cable when key is in the off position to indicate component failures or shorts in electrical system
- Quickly measures branch circuit draw to isolate the problem area
- Safely measures current draw of electrical fuel pumps
- Measures from 10 mA to 60 amps
- Includes EETA503C1 Dual Banana Adaptor



EEDMMAGSTRAP

EEDMMAGSTRAP Magnetic Multimeter Hanger

- For use with all Snap-on® and Blue-Point® EEDM series Multimeters
- Attach strap under top of Multimeter boot then choose to hang with hook or magnet
- Position so the display is facing the work area, hands are free to probe terminal, wiring or components in a circuit with lead set
- Leads can safely hang from the meter to the work area
- If using the tilt stand on the back, the magnet in the strap can be used to stabilize the unit from vibration when engine is started



EEDM506D

Temperature Probes and Adaptors

EEDM506D Temperature Adaptor

- Adds temperature capabilities to multimeters that do not have built-in temperature functions
- Provides dual temperature and differential temperature measurements for multimeters
- Output equals 1mV per degree

- Use with any multimeter with 200mV DC and/or 2 V DC ranges
- Provides readings from -50 -1,800 ° F
- Includes two beaded K-type temp probes
- Low battery indicator light
- Accuracy: ±0.75% of full scale + one digit

MT586-4 Temperature Probe

- Use with EEDM506D temperature adaptor



MT586-4



EETH501D

EETH501D 8" Liquid Temperature Probe**EETH502D 8" Surface Temperature Probe****EETH503D 8" Tip Air Temperature Probe**

- Patented instinct® red handle provides comfort and grip while probing and positioning the tip
- Stainless-steel shank will not corrode
- 4' flexible coil thermo cable keeps the multi-meter a safe distance from heat or cold
- Proven K-type thermocouple for connection to the DMM
- Can be used with optional EEDM506D temperature adaptor for multimeters that do not have temperature function built in



EETH502D



EETH503D

EEDM504B3 Test Lead Set with Alligator Clips

- Standard vinyl jacketed set of test leads with screw-on alligator clips provides basic application testing needs
- Screw-on probe protectors limit the metal probe shaft from touching during testing for safety (remove the protectors when using alligator clips or adaptors)



EEDM504B3

TL2A Test Lead Set (Blue-Point®)

- High grade test lead pair fits all meters using standard banana plug jacks
- Non-slip prodding probes have stainless-steel points
- Coiled cords stretch to more than 60"
- Screw-on alligator clips convert the leads to jumper wires
- Banana plug screws allow use with most multimeters



TL2A

MTTL725 Hard Tip DMM Test Lead Set

- 58" length offers a greater reach advantage
- Silicone double insulation wire jacket for safety if outer jacket is nicked, a white under layer is revealed
- 90° serrated flexible strain relief for improved long life
- Sleek threaded insulator tips provide easy access to tight spots and allows use of current accessories
- Special tip configuration is designed to accept push-on accessories
- Snap-on® logo and part number molded in the test lead ends
- CAT III 1,000V, CAT IV 1,000V safety rating



MTTL725

MTTL575 DMM Test Lead Set

- 70" length offers greater flexibility in reach
- Silicone double insulation wire jacket for safety – if outer jacket is nicked, a white under layer is revealed
- 90° serrated flexible strain relief protects the wire from being kinked at the probe or terminal ends for longer life
- Push/pull finger collar for sure grip pressure putting on or pulling off
- CAT III 1,000 V and CAT IV 600 V safety rating
- Protective plastic collar surrounds the banana jack for safety
- Enables long distance testing such as brake lights and underhood while in the cockpit
- Acts as an extension cord for even longer reach when servicing large equipment
- Can be used in high-heat situations around manifolds or exhaust systems
- Jacket material will not burn, even in a flame
- Remains flexible in extreme cold where poly products get hard or stiff



MTTL575

EETA107B Shielded Test Lead

- Shielded test leads block out radio frequency interference (RFI)
- 6' leads are heat and oil resistant

EETA108B Extra Long Scope Lead Set

- 10' leads extend the reach of scope/meter leads for testing hard-to-reach components



EETA108B



MTTL504

MTTL504 Fused Test Leads

- 48" fused test leads help protect unfused digital multimeters from electronic damage
- Provides additional protection when measuring high voltage
- Includes test lead set with alligator clips and five extra fuses
- Overall length is 48"



TLS7B

TLS7B Test Lead and Adaptor Kit

- Quick attach probes and mini alligator clips press onto the straight PVC jacketed lead set
- Threaded hook clips, standard plugs and alligator clips thread onto the probe ends
- Provides an economical set for conducting various tests



• Do not use in environment with explosive vapor
• Read safety precautions on pages W1 to W4

TEST LEADS



MTTL500

MTTL500 Test Lead Kit

- Interchangeable probes permits wider range of testing possibilities
- Right angle 48" long test leads are made from double insulated silicone super flex wire
- Spring hooks for use on 16 gauge and smaller bare wire
- Alligator clips for attachment to bolts and large wire conductors
- Spade terminals for use on terminal blocks and prods for probing wire ends



MTTL600



MTTL301



MTTL700



MTTL300



MTA70



MTTL505

MTTL505 Grabber Lead Set

- Grabber leads slide in to grab wire or terminal ends in tight areas
- Recommended for use with MTTL500 modular test lead set or MTTL700 with the MTTL7002 screw-on banana plug adaptors
- Use with any threaded test lead set using the MTTL7002
- Finger grip and plunger placement provides technician controlled placement of the jaws even under extreme conditions
- Jaw gripping pressure securely bites on the target terminal or wire
- Plunger and finger grip allow maximum jaw opening with minimum pressure for ideal placement, enabling a good contact
- Safety CAT III 1,000V, 10A rating. cULus 61010 and IEC61010 listed

High Grade Test Leads (For Digital Multimeters)

Stock No.	Description (Chart)	Set Contains:			
		MTTL500	MTTL600	MTTL700	MTTL800
MTA20	Prods - Modular	•			
MTA24	Test Leads Silicone Jacket - Modular	•			
MTA70	Set, Alligator Clips, Screw-on				
MTA75	Alligator Clips - Medium - Modular	•			
MTA80	Spring Hooks - Modular	•			
MTA85	Alligator Clips - Heavy Duty - Flanged	•			
MTTL505	Set, Grabber Leads				
MTTL7001	Test Leads Silicone Jacket - Threaded			•	
MTTL7002	Banana Plugs - Screw-on		•	•	
MTTL7003	Alligator Clips - Large - Modular		•	•	
MTTL7004	Insulation Piercing Prods - Modular		•	•	
MTTL7005	Backprobe Adaptors - Needle - Modular		•	•	
MTTL7005PK	Kit, Test Leads, Modular				•
MTTL800-1	Modular Test Leads				•
MTTL800-3	Crocodile Clips				•
MTTL800-4	Piercing Probes				•
MTTL800-5	Grabbers 90° Test Leads				•
MTTL800-6	Prods				•
MTTL800-7	Spring Hooks 90°				•
MTTL800-PB	Storage Pouch				•

CE

MTTL600 Test Lead Kit

- Includes screw-on banana plug adaptors, needle backprobe adaptors, large alligator clips and insulation piercing prods

MTTL301 Test Lead Kit

- Contains 12, 18, 24, and 10" jumper leads
- Use as extension leads or for shorting out components when testing ignition

MTTL700 Test Lead Kit

- Includes screw-on banana plug adaptors, needle backprobe adaptors, large alligator clips and insulation piercing prods
- Test leads with interchangeable tips are 50" long
- Double insulated silicone wire is heat and flame resistant and flexible in extreme cold conditions

MTTL300 Test Lead Kit

- Four color-coded test leads help reduce the chance of wrong connections
- Use as test lead, jumper wires or for shorting out components when performing ignition system tests
- Each lead is 4" long

MTA70 Alligator Clip Set

- Screw-on style alligator clips for use with EEDM504B3 test lead set
- Do not use with MTA24 right angle test leads

Retractable Test Leads

YA1175KIT Retractable Test Lead Kit (Blue-Point®)

- Includes YA1175
- Retractable test leads, YA1175-1 probes (pair), YA1175-2 alligator clips (pair) and YA1175-3 spring hooks (pair)
- Retractable test leads pull out and stay at desired length
- Rewind test leads when not in use for compact storage
- 18 gauge copper wire and interchangeable tips



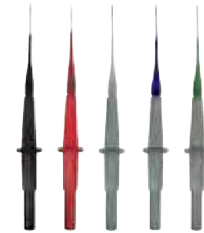
YA1175KIT

Back Probes

MTTL7005PK Backprobes

- Color-coded for easy identification
- Bendable stainless-steel tips (standard diameter)
- Non-intrusive probes slide behind terminals
- Modular ends attach quickly
- Five Boot Colors - for quick circuit identification
- Slip Resistant Grip Collar - enables "good

- gripping" Modular Terminal Ends - slide quickly into modular test leads for fast and reliable connections
- Each probe is 4-1/2" (11.5 cm) long with a tip diameter of 1/32" (1 mm)
- Removable Boots - enable custom color selections or restoring color to dirty used boots with the MTTLBOOTS Multi-Pack
- Technical Support 1-888-382-6522



MTTL7005PK

MTTL7006 Micro Tip Backprobes

- Features a 0.5 mm tip diameter that has enough muscle to probe new smaller interior vehicle compartment connector terminals
- Smaller diameter enables a wider array of terminal applications
- Modular test lead ends for quick attachment
- Replaceable threaded tips make change out easy

- MTTL7005 series is best used under the hood of vehicles as they provide more body for the pressure needed to penetrate the weather pack material surrounding the terminal connections
- Use with Test Leads and Multimeter
- 4" overall length
- 4 mm standard female banana jack
- Red and black color per set
- Rated to DC 60V



MTTL7006

MTTL502 Insulation Piercing Test Probes

- Use probes on threaded probe tips
- Banana adaptors included so probes can be used on banana plug lead sets



MTTL502

MTTL720 20 pc Backprobe Pin Kit (Blue-Point®)

- Just slip the probing pin into the backside of the electrical connector and attach the meter lead to the alligator clip at opposite end of the pin
- Five colors (black, red, yellow, green, blue) make circuit identification easy
- Each color-coded group of pins contains four pins for multiple simultaneous test points
- Sharp pin point easily pierces the wire insulation
- Insulated boots protects the circuit being tested from shorting between circuits and/or a short circuit to ground
- The probing pin can be bent to access an electrical connector at unusual angle for awkward connections
- Compact size makes the pins easy to fit in tight spots



MTTL720

MTTLB720 20 pc Multi-Backprobe Pin Kit (Blue-Point®)


- Includes five of each: 45° sharp, 45° blunt, 90° sharp and straight sharp



MTTLB720

MTTLBOOTS Replacement Boot Kit

- Five of each (black, red, yellow, green, blue)



MTTLBOOTS



- Do not use in environment with explosive vapor
- Read safety precautions on pages W1 to W4

TEST LEADS



MTTL7007

MTTL7007 Insulated Backprobe Set

- Designed to slide between weather protective terminal seals on vehicles for easy probing
- Slide-on terminals for easy-on positioning on threaded or straight metal prods
- Insulated backprobe shaft helps avoid accidental cross wiring
- Rigid metal prod enables more insertion pressure
- Easy insertion for weather pack fittings
- 4" overall length with shaft length of 2" for good reach
- 300 volts DC, 3 amps DC ratings for many applications
- CAT II 300 V DC rating for safety
- Internal collar diameter 11 mm
- Internal female diameter 2 mm
- Fits on the prods from the following test leads: EEDM504B3 lead set, MTTL504 fused test leads, EETA107B test leads, EETA108B test leads, MTTL800-1 test leads, MTTL7001 test lead set, TL2A test leads with clips, TL3A test leads with jack adaptor TL616AO jump lead, TL624AG jump lead, TL648AR jump lead



MTTL7008

6 and 12 Volt Circuit Testers

MTTL7008 Medium Spade Terminal Prod Kit

- Non-intrusive testing of spade style terminal blocks and connectors
- Modular banana jack for quick push-on connection to the test leads
- Heavy duty body with finger grips provide proper pressure points for inserting the spade tip
- Fully insulated to reduce the likelihood of shorts
- CATII 300 DC Volts for safety; 3 DC Amps
- Designed to work with DMM test leads or banana jack circuit testers
- Tip holds firm in the terminal slot to allow free hand to jiggle wire or operate a switch



TL616AO

High Visibility Jump Leads

TL Series High Visibility Jump Leads.

- High grade test leads offer the highest heat and oil resistance and exceptional coil memory
- Leads feature a removable "bed of nails" concept
- After removal, probe end with 8-32 brass thread allows use of other product accessories



TL624AG

TL616AO Test Leads (Blue-Point®)

- Hi-vis orange color, 16' extended length

TL624AG Test Leads (Blue-Point®)

- Hi-vis green color, 24' extended length

TL648AR Test Leads (Blue-Point®)

- Hi-vis red color, 48' extended length



TL648AR

Intrusive Circuit Testing Adaptors

TLB6B Adaptor

- Straight nose test clip with black boot

TLBBL6B Adaptor

- 15° bent nose test clip with blue boot

TLBR6B Adaptor

- 15° bent nose test clip with red boot



TLB6B

TLBB6B Adaptor

- 15° bent nose test clip with black boot

TLBL6B Adaptor

- Straight nose test clip with blue boot

TLR6B Adaptor

- Straight nose test clip with red boot




TLR6B

Coiled Jump Leads (MTTL310 Series)

MTTL310 Coiled Jump Lead Set

- Four distinct colors facilitate easy identification of test circuits
- Crocodile clips on both ends securely grip terminal connections
- Coiled cord stretches to 48" (122 cm) for extra reach
- Coil cords recoil requiring minimum storage space and less tangling
- Heavy duty but flexible boots provide safety insulation and strain relief
- Soldered and clamped connections provide low signal loss and prolongs life



MTTL310

Stock No.	Coiled Length, inches (cm)	Stretched Length, inches (cm)	Crocodile Clip Opening, inches (cm)	Color
MTTL310-1	20 (51)	48 (122)	1/2 (1.27)	Black
MTTL310-2	20 (51)	48 (122)	1/2 (1.27)	Red
MTTL310-3	20 (51)	48 (122)	1/2 (1.27)	Green
MTTL310-4	20 (51)	48 (122)	1/2 (1.27)	Yellow

Coiled Jump Leads (MTTL311 Series)



MTTL311

MTTL311 Coiled Jump Lead Set

- Four sizes facilitate various applications that make the job easier to complete
- Alligator clips on both ends securely grip terminal connections
- Coil cords recoil requiring minimum storage space and less tangling
- Heavy duty yet flexible rubber boots provide safety insulation strain relief
- Soldered and clamped wire connections to alligator clips provides low signal loss

Stock No.	Coiled Length, inches (cm)	Stretched Length, inches (cm)
MTTL311-1	10 (25)	12 (30.5)
MTTL311-2	11 (28)	18 (46)
MTTL311-3	13 (33)	24 (61)
MTTL311-4	24 (61)	120 (305)

Battery Adaptors

TLS4A Battery Adaptor (Blue-Point®)

- 12 V accessory adaptor supplies power to circuit testers and scanners as well as to most other 12 V powered devices like car phones and lights
- Copper coated alligator clips with vinyl grips attach to battery terminals
- 3' cord length



TLS4A

CIRCUIT TESTERS



EECT2H



EECT3HL



EECT4H

6 and 12 Volt Circuit Testers

EECT2H LED Mini Circuit Tester

- Featuring our smallest handle and reduced length shank for limited-space jobs
- Patented Instinct® Handle for style and comfort
- Smart LED design has more brilliant light output and longer life than traditional bulb
- Molded internal contact links with the LED assembly top dimple for low-loss signal transfer
- Finger turn screw-on strain relief is easy on/off, has flexible wire protection at the critical bending point and is O-ring sealed

EECT3HL Classic Bulb Style Circuit Tester

- 6' straight rubber cord; 3-5/8" stainless shank
- Terminal Screw Connection: makes cord replacement easy and ensures a positive electrical signal connection
- Superior Flex Wire: glides past components and remains flexible in cold conditions
- Premium Rubber Boot Material: stays flexible over its life & and is replaceable if worn
- Copper Clip: maximum electrical signal transfer

EECT4H LED Circuit Tester

- Used to detect power and ground, also to find shorts and breaks
- Patented Instinct® handle for style and comfort
- Molded internal contact links with the LED assembly top dimple for low loss signal transfer
- Smart LED design has more brilliant light output and longer life than traditional bulb
- Finger turn screw on strain relief is easy on/off, has flexible wire protection at the critical bending point and is O-ring sealed
- Low power consumption and smart circuit design
- Copper clip is a superior quality component for maximum electrical signal transfer
- Superior flex wire glides past components and remains flexible, even in cold conditions
- Rubber boot material stays flexible

Specifications	EECT2H	EECT3HL	EECT4H
Voltage	6 and 12 V	6 and 12 V	6 and 12 V
Cord Type/Color	Straight Cord Mini/Black	Straight Cord Mini/Black	Straight Cord/Black
Cord Material/Wire Gauge	Rubber/18	Rubber/18	Rubber/18
Outside Wire Diameter	4.0 mm	4.0 mm	4.0 mm
Cord Length, inches (extended)	70	70	70
Replacement Cord Assembly	EECTCORDBLM	EECTCORDBLM	EECTCORDBLS
Replacement LED and Spring Assembly	EECT2HLED/White	2-5130 Classic Bulb	EECT4HLED/White
Handle Size/Color	Mini Instinct®/Clear	Mini Instinct®/Clear	Medium Instinct®/Clear
Terminal End	Heavy duty – copper clip	Heavy duty – copper clip	Heavy duty – copper clip
Replacement Clip	EECTCLIP2	EECTCLIP	EECTCLIP
Boot	EECTBOOT2	EECTBOOT	EECTBOOT
Stainless Steel Shank Length, inches	2	3-5/8	3-5/8



- Do not use in environment with explosive vapor
- Read safety precautions on pages W1 to W4

CIRCUIT TESTERS



Digital Display Circuit Testers

EECT900 Multi-Probe Ultra Capability

- Test AC and DC voltage, resistance(ohms) and amperage in vehicle applications
- Patented circuit breaker protected power-up of components to determine function
- Built-in vehicle battery status check provides information to the technician before proceeding with circuit diagnosis – may need to charge the battery

Accessibility

- Ergonomic hand-hold position and large rear-facing color LCD display lets the user get in tight spaces and still read the live results on the screen
- Convenient 23' cable allows the user to connect to the vehicle battery and move around the vehicle, including trucks, to check distant circuits like brake lights or trailer terminal connections
- Tool provides audible smart-tones to indicate tip readings, warning sounds and more

Simplicity

- Navigation simplified via color-coded menu – five menu selections are identified with a unique color so the user recalls the mode in use: Purple AC Voltage, Orange DC Voltage, Yellow Amperage, White Ohms
- Single function buttons are used for up and down scrolling, clear, menu/mode toggle, mute, light on/off and + and - powering of a circuit
- Inclusive AC meter displays all measurements simultaneously – Peak to Peak, Pulse Width, Duty Cycle, Frequency and TRMS

Serviceability

- 23' cable is field replaceable and is calibrated – saves the time of sending a complete unit in for repair if just the cable fails
- 18 month warranty
- Water-resistant IP65 rating
- Technical Support 888-549-0566

EECS550-CC Carry Case

- Optional carrying case

EECT900-1 23' Cable

- 23' Cable for EECT900

EECT900-2 Battery Clamps

- Battery Clamps for EECT900

EECT900-5 3.5 mm Tungsten Probe Tip

- Optional 3.5 mm Tungsten Probe Tip for EECT900

EECT900-6 3.5 mm Brass Probe Tip

- 3.5 mm Brass Probe Tip for EECT900

EECT900-9 Ground Clip with Boot

- Ground Clip with Boot for EECT900



EECT900-6



EECT900-9



EECT900-5



EECS550-CC



EECT900-2

Specifications	EECT900
AC Measurement	200 VAC TRMS 200V P-P
Amp Measurement	.5-50 Amps
CE Approved	Yes
Circuit Breaker Settings	2-30 Amps – Adjustable
DC % Measurement	1-99%
DC Measurement	.5-200 V
Display	2.4" Diag. Color LCD
Hz Measurement	15-9,999 Hz
Max Continuous Load	12 Amps
Max Intermittent Load	29 Amps for 30 Seconds
Max Operating Temp	50 °C (123 °F)
Max Operating Voltage	34 VDC
Max Storage Temp	70 °C (158 °F)
Max Tip Voltage	200 V
Max Transient Voltage	550 V for 1 second
Meter Modes	VDC, Ohms, Amps, VAC (Freq, TRMS, DC%, P-P, PW)
Min Operating Temp	-10 °C (14°F)
Min Operating Voltage	9 VDC
Min Storage Temp	-20 °C (-4 °F)
Normal Battery Voltage	12-24 VDC
Ohm Measurement	0.1-50K Ohm
Patent Number	7,154,899 (other patents pending)
Power Cable	23 Foot, 14 GA Replaceable
Power Switch Modes	Momentary, Latch, Pulse
PW Measurement	0.05-1,000 mS
Special Tests	Batt Stat, Hot Shot

Product designed to be powered by 12-24 VDC power sources such as found in Automotive, Truck, Small Craft Marine, and Small Craft Aviation electrical systems

- Unit is not intended to be connected to 110 AC or above wall outlets
- Do not supply battery voltage to any computerized circuits, sensors, air bag or supplemental restraint systems

NOTE: Due to the OHM meter capability, an extension cable cannot be used, it will negatively impact the accuracy of the readings

NOTE: Extension cable cannot be used, it will negatively impact accuracy of readings

*Not for use on Air Bags



EECT413

Digital Display Circuit Testers

EECT400 Digital Display Circuit Tester

- Used to detect DC voltage, power, ground and circuit integrity
- LCD display provides a “no guess” voltage value of the circuit
- Backlit LED indicates green for ground or red for power
- One hand free to jiggle wires, replace fuse or operate a switch
- Provides one-handed operation of a circuit tester and the digital display of a multimeter
- Surge protected circuitry displays 3–19.99 V DC (± 0.3 V accuracy)
- Computer safe 10 mA circuit draw for confident testing (do not use on airbags)
- Patented Instinct® Clear Handle for pure visibility, style and comfort
- Solid Copper Clip – superior quality component for maximum electrical signal transfer
- Superior Flex Wire – glides past components and remains flexible in cold conditions
- Convenient Field Replaceable – digital display board and spring assembly
- O-ring sealed moisture-free connection for longer life
- Technical Support: (888) 382-6522

Specifications	EECT400	EECT400BL	EECT401	EECT413
Voltage	6 and 12 V DC	6 and 12 V DC	6 and 12 V DC	6 and 12 V DC
Range	3–19.9 V DC	3–19.9 V DC	0.0–19.9 V DC	3–19.9 V DC
Resolution	0.1 V DC	0.1 V DC	0.1 V DC	0.1 V DC
Accuracy	± 0.3 V	± 0.3 V	± 0.3 V	± 0.3 V
Cord Length, ft (m) – gauge	6 (2) – 18	6 (2) – 18	13 (3.6) – 18	11.8 (3.5)
Replacement Cord Assembly	EECTCORD400 (black), EECTCORD400O (orange), EECTCORD400G (green), EECTCORD400R (red)	EECTCORD400	EECTCORD401	EECTCORD413
Replacement LED and Spring Assembly	EECT400LCD	EECT400LCD	EECT401LCD	EECT400LCD
Polarity	Bi-Directional	Bi-Directional	Bi-Directional	Bi-Directional
Surge Protected	Overload displays 1.0 V, then resets	Overload displays 1.0 V, then resets	Yes	Overload displays 1.0 V, then resets
Operating Temperature	0–120 °F (-18–50 °C)	0–120 °F (-18–50 °C)	0–120 °F (-18–50 °C)	0–120 °F (-18–50 °C)
Terminal End	Heavy duty – copper clip	Heavy duty – copper clip	12 V DC plug	Safety Banana Shutter Plug
Replacement Clip	EECTCLIP	EECTCLIP	–	–
Boot	EECTBOOT	EECTBOOT	–	–
Length, inches (cm)	8-1/4 (20.96)	8-1/4 (20.96)	8-1/4 (20.96)	–
Warranty	1 Year-Field Repairable	1 Year-Field Repairable	1 Year – Field Repairable	1 Year – Field Repairable
Computer Safe	Yes – 10 mA or less draw (Do not use on airbags)	Yes – 10 mA or less draw (Do not use on airbags)	Yes <10 mA	Yes
Replacement Carrying Case Part Number	–	–	–	EECTS550-CC

Extension Cord Part Number, EECT413-2
 Replacement Foam Insert Part Number, EECT413FOAM

TECHNICAL SUPPORT 1-888-382-6522



EECT400G Digital Display Circuit Tester Green



EECT400O Digital Display Circuit Tester Orange



EECT400R Digital Display Circuit Tester Red

EECTCLIPHD-B Optional Field Replaceable Heavy Duty Clamp
EECTCLIPHD-R Optional Field Replaceable Heavy Duty Clamp



• Do not use in environment with explosive vapor
 • Read safety precautions on pages W1 to W4

CIRCUIT TESTERS



EECT424HD

Digital Display Circuit Testers

EECT424HD 24 V Digital Display Circuit Tester (4–49 V DC Range)

- Used to detect voltage, power, ground and circuit integrity on cars and trucks
- LCD display provides a 'no guess' voltage value of the circuit
- Backlit daylight readable LED indicates Green for Ground or Red for Power
- One hand free to jiggle wires, replace fuse or operate a switch
- Computer safe* <10mA circuit draw for confident testing
- 3-1/2" stainless-steel corrosion free shank
- Patented Instinct® Clear Handle for pure visibility, style and comfort
- Solid copper clip – superior quality component for maximum electrical signal transfer
- Superior Flex Wire – glides past components and remains flexible in cold conditions
- Convenient Field Replaceable – digital display board and spring assembly

Applications

- Covers most auto, truck, industrial vehicles, buses, 36 V rail cars and more from 4-49 V DC

Specifications	EECT424HD
Voltage	24
Range	4.0–49.9 V DC
Resolution	0.1 V DC
Accuracy	± 0.3 Volt
Cord Color	Red
Cord Type	Straight/Polyurethane
Outside Wire Diameter, inches (mm)	.16 (4)
Cord Length, ft (m) – gauge	6 (2) – 18
Replacement Cord Assembly	EECTCORD424V
Replacement LED and Spring Assembly	EECT424LCD
Handle Size/Color	Instinct®/Clear w/ red print
Display	LCD w/ back light
Polarity	Bi-directional with color LED, red and green indicators
Surge Protected	Surge and high DC voltage
Operating Temperature	0–120 °F (-18–50 °C)
Terminal End	Heavy duty – copper clip
Replacement Clip	EECTCLIPHD-R
Stainless Steel Shank Length, inches (cm)	3-1/2 (8.9)
Length, inches (cm)	8-1/4 (20.9)
Warranty	1 Year (field repairable)
Computer Safe	Yes <10 mA (not for use on airbags)



EECT200



EECT201BL

Cord Free Circuit Testers

- For quick detection of DC voltage
- Use on autos and trucks from 3–24 V DC
- Probe the wire, touch metal ground on vehicle with free hand
- Black carbon infused contact area completes the circuit
- Mini Instinct® handle and short stainless shank for tight access jobs
- Pocket clip to keep the first need diagnostic tool ready for work
- Safety Tip-Protector
- Do not use on airbags or AC Voltage

EECT200 Cord Free DC Circuit Tester

- Audible beep and bright white LED light alerts user to DC voltage presence
- Clear Body

EECT201BL Cord Free DC Circuit Tester

- Vibration, audible beep and bright white LED light alerts user to DC voltage presence
- Black body



EECT74



EECT72

Specialty Circuit Tester

EECT74 Amp Hound (Blue-Point®)

- Use on 6, 12 and 24 V Electrical Systems
- No need to remove a fuse which reduces the amount of time to determine the current in the circuit
- Finding parasitic drains can now be done without resetting the offending circuit
- No more pull a fuse, check the meter, pull a fuse, check the meter-instead, check the complete fuse box quickly
- Will not short a circuit while the fuse is removed

- Touch the probes to the top of the fuse
- Tests all of the most common automotive fuses types and amp ranges
- Intelligent audible tones and digital displays
- Active circuit unit beeps three times and displays amp value
- Inactive circuit beeps continuously and displays (000)
- Open or blown fuse will not beep and displays (- -)

EECT72 Amp Hound 2 (Blue-Point®)

- Same as EECT74 with additional features
- Real time readings

- Plug in fuse adapters
- Functions with micro fuses

EEDMCT-KIT Multimeter Y Terminal Adaptor Master Kit

- Bring the all-in-one kit to the job for 12 and 24 V automotive electrical testing
- Includes the EEDM504D, EECT413 and the MTTL900-KIT in one complete diagnostic package
- Circuit tester is used with various non-intrusive probes and adaptors for quick testing
- Our most popular DMM allows the addition of resistance, AC and DC voltage testing and more
- Unique “Y” adaptor enables testing of single terminal or in-line testing of a circuit or terminal harness
- Carry case fits in 4” tall and 18” deep tool storage drawers with no wasted space



EEDMCT-KIT



MTTL900-KIT

MTTL900-KIT Multimeter Y Terminal Adaptor Kit

- 12 and 24 V DC automotive terminal kit for use with EEDM series digital Multimeters or EECT Circuit Testers
- Unique “Y” adaptor enables testing of single terminal or in-line testing of a circuit or terminal harness
- None-intrusive circuit testing with a banana jack adaptor for DMM test lead or circuit tester connection
- High quality silicon wire is flexible in cold conditions and protected against high heat conditions
- Color coding of the adaptors make them easy to find and select for quick connections – terminal sizes XL, L, M, S, Micro1 and Micro 2
- Carry case fits in 4” tool storage drawers with no wasted space

Data Bus Fault Finder

EEFF500 Data Bus Fault Finder (Blue-Point®)

- Modern vehicles have 15-20 computers talking to each other on shared circuits that can fail
- The “go to” tool to diagnose scan tool communication failures
- User-controlled elimination of modules to isolate defects and find failure location
- Eliminate rogue/defective modules that lock up data bus via 12 switchable data circuits
- LED indicators that light amber for short to ground and red for short to power, plus a self test upon powering on
- Communicates via Data Bus Network Connector



EEFF500

Storage Racks

EEDMRACKBJR DMM Banana Jack Storage Rack

- Convenient rack with banana jacks to hold test leads, back probes, adaptors and more

EEDMRACKM Multi-Purpose Magnetic Tool Storage Hanger

- Stores circuit testers, DMM test leads, amp clamps and test probes neatly for quick access
- Stores inside door of tool storage lockers for security at night
- Both racks can be mounted to wall with screws or placed on roll cab with magnetic back



EEDMRACKBJR



EEDMRACKM

Dynamic Test Leads

EECT180 LOADpro® Dynamic Test Leads (Blue-Point®)

- Works with any DMM with standard banana plugs
- For use on circuits up to 28.5 V
- Do not use on computer ECM input circuits
- LOADpro® performs a voltage drop test with press of a button
- Pressing the switch applies a load of 40mA per volt across the circuit (example: 40 mA x 12 V = .48 A of load)
- Automotive, Heavy duty, Marine, RV and equipment



EECT180

OBD II Breakout Boxes

YA11167 OBD-II Breakout Box (Blue-Point®)

- Provides easy access to all 16 OBD-II terminals and connection to scan tool
- Eliminates guessing which terminals are being probed
- Tester probes plug in securely so you are free to diagnose
- No more crawling under the dash
- Great for diagnosing inoperative communication links



YA11167



- Do not use in environment with explosive vapor
- Read safety precautions on pages W1 to W4

CIRCUIT TESTERS

Relay Test Kit



EECT60660

EECT60660 Deluxe Relay Test Kit (Blue-Point®)

- Eight color-coded relay test jumpers makes selection easy
- Each relay test jumper has metal pins on its side making test lead connection fast
- Connecting a jumper wire (included) between two specified jumper tabs tests the relay
- Kit also comes with test leads to connect the test jumper to meter leads
- Also contained in the kit are relay-puller pliers to make removing the relays from the relay bank a snap
- Kit makes testing relays or live circuits quick and easy
- Includes eight jumpers to fit most popular relays
- Includes test lead kit for easily and securely connecting relay test jumpers to a multimeter
- Relay puller pliers easily remove electrical relays without damage to the relay or electrical box

Short Circuit Locators



YA111KITA

YA111KITA Relay Shorting Plug Kit (Blue-Point®)

- Plugs close normally open contacts and instantly determine which half of an output circuit is suspect
- Eliminates guessing which terminals to short
- Significantly reduces diagnostic time
- Kit works on all vehicles using standard four- and five-pin relays
- Avoids damage to relay socket as a result of probing

YA111-10A Relay Shorting Plug (Blue-Point®)

- 10 A

YA111-15A Relay Shorting Plug (Blue-Point®)

- 15 A

YA111-20A Relay Shorting Plug (Blue-Point®)

- 20 A

Continuity Testers



EEFB310

EEFB310 Fuse Buddy® Pro Test Kit (Blue-Point®)

- Great tool for reading circuit amperage draws and troubleshooting up to 30 A
- Includes: one meter with three interchangeable test functions: 30 A MINI circuit current testing, 30 A ATC circuit current testing and 30A all purpose current test
- Plugs directly into MINI and ATC fuse sockets
- Original fuse is replaced in line, thereby maintaining circuit protection
- Measuring range: 0-30 A / 48 V DC 10 seconds
- Accuracy: ±2% of reading
- Resolution: 100 mA



EEFB315

EEFB315 Max Fuse Buddy® Kit (Blue-Point®)

- MAXI circuit testing capability up to 80A
- Works with ATC and MINI circuits (adaptors included)
- Unit features peak hold functions and one-touch zero function
- Use on antilock brake circuits, car stereo circuits, power distribution circuits, marine and automotive branch circuits, rear window defogger circuits, solar power DC branch circuits, traction control circuits, solar charge controller circuits and heavy duty equipment circuits
- Amps: 0-80A DC
- Resolution: 0.1A
- Accuracy: ±2.0% of reading + four digits



YA8006



YA8005



YA8005-7



YA8005-5



YA8005-11



YA8005-30

Fuse Savers

YA8006 Master Fuse Saver Kit (Blue-Point®)

- Dual type fuse box connector with 10' cord allows you to move around the vehicle shake testing wires while looking for the short
- No wasted fuses
- Includes: 5, 10, 15, 20 and 30 A resetting breaker handles, buzz alert module and six fuse adaptors
- Use when installing radios, CD players, radar detectors and other accessory equipment
- CE

YA8005 Fuse Saver Kit (Blue-Point®)

- Dual type fuse box connector with 10' cord allows you to move around the vehicle testing wires while looking for the short
- Includes: 10, 15 and 20 A resetting breaker handles
- Use when installing radios, CD players, radar detectors and other accessory equipment
- Accessories

YA8005-5 5 Amp Breaker Handle

- No wasted fuses

YA8005-7 Dual Connector with 10' Cord

- Allows you to move around the vehicle testing wires while looking for the short

YA8005-11 Buzz Alert Adaptor (Blue-Point®)

- Buzz alert sound module

YA8005-30 30 Amp Breaker Handle (Blue-Point®)

- No wasted fuses



Trailer Harness Testers and Adaptors

YA8026 Towing Maintenance Kit (Blue-Point®)

- Use for four-/five-pin vehicle side circuit testing and cleaning
- Test, clean and repair truck and trailer connections
- Great preventative maintenance tool
- Extends harness life
- Eliminate guesswork, reduce down time and improve safety
- Kit includes: four-/five-pin tester, terminal cleaning tool and 2 mL tube of DeoxIT® electric contact cleaner
- Packaged in compact clamshell

YA8027 Towing Maintenance Kit (Blue-Point®)

- Use for six round pin vehicle side circuit testing
- Test, clean and repair truck and trailer connections plus light assemblies
- Great preventative maintenance tool
- Extends harness life
- Eliminate guesswork, reduce down time and improve safety
- Kit includes: six round pin tester, two terminal cleaning tools and 2 mL tube of DeoxIT® electric contact cleaner
- Packaged in compact clamshell

YA8028 Towing Maintenance Kit (Blue-Point®)

- Use for seven spade pin vehicle side circuit testing and cleaning
- Test, clean and repair truck and trailer connections
- Great preventative maintenance tool
- Extends harness life
- Eliminate guesswork, reduce down time and improve safety
- Kit includes: seven spade pin tester, two terminal cleaning tools and 2 mL tube of DeoxIT® electric contact cleaner
- Packaged in compact clamshell

YA8029 Towing Maintenance Kit (Blue-Point®)

- Use for seven round pin vehicle side circuit testing and cleaning plus seven round pin connector cleaning
- Test, clean and repair truck and trailer connections
- Great preventative maintenance tool
- Use as a pin wear gauge on trucks and trailers
- Eliminate guesswork, reduce down time and improve safety
- Kit includes: YA3179B seven round pin tester, IPA8024-AS1 and IPA8024-AS2 two round pin terminal cleaners plus 2 mL tube of DeoxIT® electric contact cleaner

TLT8003 Trailer Plug Adaptor (Blue-Point®)

- Converts 12 V feed at the back of a truck or SUV trailer socket to a dual 12 V power outlet
- Powers 12 V test equipment, charging equipment and work lights in shop environment
- Recreation purposes such as running air pumps, radios or TVs while tailgating and camping
- Plugs into any seven-way spade pin trailer connection

TLT8000 3-Way Trailer Adaptor (Blue-Point®)

- Adapts seven-way connection to six round pin and four-/five-pin connections
- Sealed plugs to keep road debris from corroding connections
- Winged grip for easy installation and removal
- Use on medium/light duty trucks, 1/2, 3/4 and 1 ton pickups, campers and other heavy duty applications

TLT5 Trailer Harness Tester

- Easily locates electrical problems in the tow vehicle
- Checks both four- and five-pin flat trailer connectors with LED indicator lights
- Tests left and right signals, brake lights and running lights

TLT6 Trailer Harness Tester

- Checks six-pin round trailer connectors with LED indicator lights
- Same applications as TLT5

TLT7 Trailer Harness Tester

- Easily locates electrical problems in the tow vehicle
- Checks seven spade/flat pin trailer connectors with LED indicator lights
- Tests left and right signals, brake lights and running lights

YA3179B Circuit Chaser

- Round pin circuit chaser for semi trailers
- Test the semi trailer plug and cable
- Both male and female ends so technician can isolate a fault to trailer or cable
- Can temporarily repair short circuits in the shop or on the road
- Includes five jumper tabs and one replacement prong



MTAC110

AC Voltage Sensors

MTAC110 AC Voltage Sensor

- Non-intrusive AC sensor detects voltage from 110–600 V AC
- Use to ensure the absence of current before working on a circuit

- Move probe tip along an insulated wire, near an outlet or near a circuit breaker and tip will glow if voltage is present
- Uses (2) AAA 1.5 V batteries (included)
- Overall length is 5-3/4" (146 mm)
- Meets OSHA standards
- UL® Listed



AC41C

Electrical Brushes

AC41C Taillight Socket Brush (Blue-Point®)

- Stiff carbon steel wire bristles
- 6-5/8" long



• Do not use in environment with explosive vapor
• Read safety precautions on pages W1 to W4

LEAK DETECTORS



EELD500



EELD500CVR

Portable Diagnostic Smoke Machines

Specifications	EELD500
Power Supply	12 V DC
Power Consumption	12/18 V DC, 25 Amp
Supply Volume	10 L/MIN
Line Length/Smoke Supply, ft (m)	8 (2.44)
Line Length/Power Supply, ft (m)	8 (2.44)
Line Length/Remote Starter, ft. (m)	50 Range
Weight, lb (kg)	11.5 (5.25)
Overall Dimensions, inches (mm)	12 W x 9 D x 12 H (310 W x 230 D x 310 H)

EELD500 Portable Smart Smoke® Machine

- Necessity – eight of the top ten emission DTC codes can be diagnosed with Smart Smoke® technology
- Computerized – digital readout displays leak sizes down to 0.001 LPM and pressure/vacuum in H₂O
- Smart – self calibrates for .010, .020, .040 and automatically performs EVAP pass/fail test
- One touch EVAP testing with automatic pass or fail
- Low flow mode makes it easier to find leaks
- Vacuum port adaptor to diagnose Chrysler® ESIM and NVLD systems
- Find leaks, the evaporative emissions diagnostic smoke machine delivers EVAP testing and general purpose applications
- Conveniently functions with OEM specified nitrogen, portable CO₂ bottle or shop air
- Patented UltraTraceUV® dye solution pinpoints leaks
- OEM approved smoke technology
- Smoke solution is safe and does not produce unpleasant odor in the shop
- Unit ships with enough smoke solution to perform 250 tests
- Three-button control display select, Orifice select and Start
- Includes combination LED/UV light and remote control
- Convenient hanger for under car and under hood use
- Lightweight and compact – stores in large bottom roll cab drawer or hang with optional cover to protect from shop dirt and dust

EELD500 and EELD100A APPLICATIONS:

- Air cleaner assembly • Air ducts • Air valves • Cylinder heads • Diaphragms • EGR valve • EVAP • Exhaust manifolds • Exhaust pipes and mufflers • Fuel Tank Pressure Sensor • Intercooler • Intake gaskets • Injector o-rings • Loose clamps • MAP sensors • Mass air flow meter • Oil leaks • PCV valve and hoses • Throttle body shaft • Turbos • Vacuum hoses • Vacuum switches • Wind and water

EELD500-1 UltraTraceUV® Smoke Solution

Included Accessories:

- EELD500-2 Large Adaptor Cone
- EELD500-3 Vacuum Adaptor
- EELD500-4 Combination LED/UV Light and Glasses
- EELD500-5 Removeable Battery Clamp Lead Set
- EELD500-6 Smoke Hose
- EELD500REM Remote Control
- EELD301A2 17 pc Cap Plug Kit
- EELD301A3 Exhaust Cone Adaptor
- EELD301A4 Wind/Water Leak Adaptor
- EELD302A2 EVAP Service Port Adaptor Standard Size
- EELD302A4 Schrader Valve Core Tool

Optional Accessories:

- EELD500C02 C02 Bottle and Regulator
- EELD500CVR Protective Cover
- YA4000B Automotive Test Kit (Blue-Point®)
- EELDGASCAP Fuel Tank Filler Neck Adaptor (Blue-Point®)
- EELDGASBMW Gas Cap Adaptor BMW® (Blue-Point®)



EELD500-4



EELDGASCAP



EELD500C02

Diagnostic Smoke Machine

EELD100A Diagnostic Smoke Machine (EVAP)

- Find Leaks
- Contains Diagnostic Smoke® technology for EVAP testing and general purpose applications
- Patented UltraTraceUV® non-contaminating dye solution pinpoints leaks that smoke cannot locate alone
- Combo LED and UV light in one, plus special glasses are included
- Necessity—eight of the top ten Emission DTC codes can be diagnosed with this unit
- Smoke solution does not produce an unpleasant odor in the shop
- Variable Flow Control manually reduce flow to help pinpoint the exact location of a leak
- Conveniently functions with OEM specified optional nitrogen, portable CO₂ bottle (ships empty) or shop air
- Convenient hanger for under car and under hood use
- Lightweight and compact stores in large bottom roll cab drawer or hang with optional cover to protect from shop dirt
- CE – DE, ES, FR, IT, GB, NL
- PATENTS: Nitrogen Patent 6,526,808, Nitrogen with Dye Patent 6,439,031, Dye Patent 6,392,227

OPTIONAL ACCESSORIES:

- EELD500C02 CO₂ Bottle and Regulator, EELD500C02 ships empty and needs to be filled at a hardware store
- EELD500CVR Protective Cover
- EELD500-1 Additional 8 oz Bottle of Solution
- EELDGASCAP Gas Cap Adaptor 3 pc
- EELDGASBMW One Gas Cap Adaptor BMW®



Specifications	EELD100A†
Power Supply	12 V DC
Power Consumption	12 V DC, 25 Amp
Supply Volume	10 L/MIN
Line Length/Smoke Supply, ft (m)	8 (2.44)
Line Length/Power Supply, ft (m)	8 (2.44)
Line Length/Remote Starter, ft (m)	10 (3)
Weight, lb (kg)	11.5 (5.25)
Overall Dimensions, inches (mm)	12 W x 13 D x 12 H (305 W x 229 D x 305 H)

† CE

- EELD100-4 Combo Light (Blue-Point®)**
- EELD301A2 17 pc Cap Plug Kit**
- EELD301A3 Exhaust Cone Adaptor**
- EELD301A4 Wind/Water Leak Adaptor**
- EELD302A1 Nitrogen Hose**
- EELD302A2 EVAP Service Port Adaptor Standard Size**
- EELD302A3 EVAP Service Port Adaptor Fitting**
- EELD302A4 Schrader Valve Core Tool**
- EELD500-1 UltraTraceUV® Smoke Solution**

Evaporative Emissions Diagnostic Smoke Vapor Producing Machines – Feature Comparison

	EELD100	EELD500
Uses <i>Diagnostic Smoke</i> vapor technology developed in collaboration with Ford Motor Co., GM®, Daimler Chrysler® and approved by most major OEMs.	•	•
Patented non-contaminating <i>UltraTraceUV</i> dye solution pinpoints the leak. The only dye solution mandated by most major OEM's. Will not harm activated charcoal canister, ORVR valve, purge valves, catalytic converters, O ₂ sensors, seals or gaskets and determined not to void vehicle factory warranty.	•	•
The only Patented technology that meets specifications when OEMs require nitrogen for safer EVAP system testing.	•	•
Designed with an electronic Safety Valve that automatically shuts off air flow into the vehicle's EVAP system when the machine turns off. This stops gasoline fumes from exiting the EVAP system and filling your work bay.	•	•
TECH LINE Supported 1-800-901-1988 for end user to help with any and all EVAP problems.	•	•
Vacuum/Pressure Gauge for vacuum/pressure decay.	•	•
Convenient Hook with fold down handle for hanging under car or under hood and easy storage in tool box.	•	•
Ability to read and display leak size of .010".	•	•
10-Year Warranty On Glow Plug a reliable heating system that lasts much longer than fiberglass wick-style units.	•	•
Variable Flow Control manually reduces flow to help pinpoint the exact location of a leak.	•	
Low Flow Pulsating Mode automatically adjusts flow to optimal setting to help find small leaks.		•
One-Touch EVAP Testing with automatic pass or fail.		•
Vacuum Port Adapter can apply hand vacuum pump for testing Fuel tank Pressure Sensors, Chrysler ESIM & NVLD systems. Also gives you dual smoke hose capability.		•
100% Portable to work off site, or anywhere outside of work bay area with optional Snap-on® power tool battery and CO ₂ kit.		•
Computerized Digital Display down to .001" means you're prepared for any industry leak standard changes.		•
Computerized Digital Display Reading Flow in Liters per Minute to make sure factory specs are met.		•
Computerized Digital Display Reading Pressure/Vacuum in H ₂ O to compare to FTP Sensor for in-depth diagnostic ability.		•
Sleep Mode with Memory retains test results if machine shuts down after five minutes.		•
Cordless remote so there is no need to walk back and forth when doing a job.		•
Micro-processor touch pad for quick and easy operation.		•
Ability to Choose Inert Gas at start-up for 100% accurate results.		•



- Do not use in environment with explosive vapor
- Use only in well ventilated area
- Read safety precautions on pages W1 to W4


LEAK DETECTORS



EELD600HD-1



EELD600HD-3



EELD600HD-2



EELD600HD

Portable Diagnostic Smoke Machines

EELD600HD High-Pressure, Heavy-Duty Smoke Machine and Leak Finder (Blue-Point®)

- Use in 12 and 24 V trucks up to class 8
- Output pressure 3–43.5 PSI, (69 mbar to 3 bar)
- Digital pressure selection is quick and display is easy to view with no difficult analog regulator to adjust
- Convenient Bluetooth® wireless remote allows the tech to operate from around the vehicle
- Patented UltraTraceUV® non-contaminating dye solution pinpoints leaks smoke alone can't, with dye marking the spot after the smoke is gone
- Self calibrates at every start up to ensure accuracy
- Micro-processor controlled single button touch for all functions
- Smart Technology Software reduces thinning of smoke density at all pressures
- Auto-Drain water separator and filter removes fluid from shop compressor
- Technical Support: 800-901-1988
- Follows safety standard: Division 1, ASME Boiler and Pressure Vessel code (2013 Edition)
- DO NOT use EELD600HD in the fuel evaporative EVAP system, due to its high pressure capability

EELD600HD-1 6 pc Turbo Adaptor Set

- Set includes EELD600HD-1A–EELD600HD-1F in carry case

EELD600HD-1A Turbo Adaptor 35, 40, 45 mm

EELD600HD-1B Turbo Adaptor 50, 55, 60 mm

EELD600HD-1C Turbo Adaptor 65, 70, 75 mm

EELD600HD-1D Turbo Adaptor 80, 85, 90 mm

EELD600HD-1E Turbo Adaptor 95, 100, 105 mm

EELD600HD-1F Plug Adaptor

EELD600HD-2 Turbo Adaptor 110, 115, 120 mm

EELD600HD-3 Turbo Adaptor 125, 130, 135 mm

EELD600HD-4 12/24 Battery Cable Assembly

EELD600HD-5 110 V AC Power Source,

North America

EELD600HD-6 240 V AC Power Source, Europe



EELD302REG



EELD301A1

EELD302REG Blue-Point® Gas Flow Regulator

- 100 PSI
- Pre-set regulator always guarantees proper operating pressure for any Smoke machine
- Easily connects to nitrogen cylinder

EELD301A1 UltraTraceUV® Smoke Solution

- Use with EELD301A, EELD302A and EELD100 smoke machines
- Single 12 oz bottle

EELD301A1 UltraTraceUV® Smoke Solution

- Use for EELD500 portable smoke machine
- 8 oz bottle

EELD500-1

Vacuum Pressure Pump Kit

YA4000B Automotive Test Kit (Blue-Point®)

- Produces vacuum or pressure at the turn of a switch
- One-finger trigger vacuum/pressure release
- 12 oz fluid reservoir bottle with fluid transfer and storage lids plus fluid pick-up tube
- Master cylinder refill kit
- Vacuum and pressure-related engine performance diagnostics and tune-ups; brake bleeding; fluid transfer, evacuation and sampling

SVT270B Vacuum Pump Test Kit

- Diagnostic aid for checking operation of vacuum-activated actuator
- Measures vacuum up to 30 in Hg with an easy-to-read gauge
- Release valve to control the release of vacuum
- Ergonomic design is durable for everyday use
- Includes hose, cone adaptor, large cone adaptor and cup



YA4000B



SVT270B

Carbon Monoxide Analyzer

MT706A Carbon Monoxide Analyzer (Blue-Point®)

- Monitor and test adjustments affecting carbon monoxide emissions from gas powered vehicles, propane powered forklifts plus other combustion style equipment
- Flow indication warns of restricted emissions flow due to clogged or pinched lines
- Range is 0–10% CO (approx. 100,000 PPM)
- Response time is 90% of reading in less than 60 seconds
- Backlit display for ease of reading in dim light

MT706A



Hand Held Gas Analyzers

HHGA5C Handheld Gas Analyzer Kit (Five Gas)

- Measures exhaust emissions for CO, CO₂, O₂, HC, NO_x and AFR/Lambda
- Portable handheld 5-gas analyzer for use in the bay or a road test.
- For use on gasoline, LPG and CNG vehicles, making it ideal for: emissions pre-compliance testing, vehicle servicing and diagnostic work
- New six line illuminated display allows user to view all exhaust emission readings simultaneously
- Provides an instant assessment of an engine vehicle exhaust and catalytic converter
- Great for Pre-OBD vehicles as well: hot rods, muscle cars, collector vehicles and race cars for measuring and adjusting the perfect air fuel ratio
- Bluetooth® enabled – Links to VERUS®, VERUS® Pro, VERUS® EDGE and VERDICT®. Also, Bluetooth® enabled PC combines gas analysis with other vehicle data for effective diagnostics in “in real time”. (Set-up required with software included via USB stick; diagnostic tools sold separately)
- See the big picture: use the gas analyzer “app” to view gas analysis at the same time as other data including component tests, scope readings, digital graphing function, scanner results, view, graph, save and recall data
- Monitor and reduce vehicle emissions, protect the environment, improve driveability and fuel efficiency
- Unit is very sensitive and pulls only 1/14 the exhaust volume of competing analyzers. This means no problems with water ingress and pumps last longer
- Print option (printer included in the HHGA5CP); print results using optional infra-red printer
- Add the optional motorcycle probe HHGA-8 to test bikes
- Service is handled at Crystal Lake Northern Repair for Annual Calibration and O₂ sensor replacement. Meets required industry standard
- Technical support: 1-888-633-6852 (6am–12pm CST)
- Soft pouch included

HHGA5CP Handheld Gas Analyzer Kit with Printer (Five Gas)

- Same as the HHGA5C plus: The soft pouch is replaced with a hard shell carry case
- The printer is included

HHGA-11 Filters

- 5-pack off filters for HHGA Series Gas Analyzers

HHGA-18 Paper Roll

- 4-pack of replacement paper rolls for HHGA-5 Infrared Printer

HHGA-8 Motorcycle Exhaust Probe

- Optional motorcycle exhaust probe for HHGA Series Gas Analyzers

HHGA-9 Five Gas Exhaust Probe

- 5 gas exhaust probe for HHGA Series Gas Analyzers
- High temperature stainless-steel probe
- Ideal for road testing when measuring Nox



HHGA5CP



HHGA-8



HHGA-PRINTER



HHGA-9

HHGA-PRINTER Infrared Printer

- Infrared printer for HHGA series gas analyzers
- Replacement paper is HHGA-18

HHGA5B-PB Storage Case

- Hard shell storage case for HHGA5CP

HHGA5A-SP Soft Pouch

- Soft carry case included with the HHGA5C



- Do not use in environment with explosive vapor
- Read safety precautions on pages W1 to W4

VIDEOSCOPES



Specifications	BK3000	BK5600DUAL85	BK6500	BK8500
Power Supply	(4) AA Batteries	(6) AA Alkaline Batteries	3.7 V Li-ion, 2,600 mAh 9.6 watt hour battery	3.7 V Li-ion, 2,600 mAh 9.6 watt hour battery
Width, inches (mm)	80 mm	Viewer: 1.77 (45)	Viewer: 1.77 (45)	Viewer: 1.77 (45)
Length, inches (mm)	147 mm	Viewer: 180 mm	Viewer: 180 mm	Viewer: 180 mm
Height, inches (mm)	35 mm	Viewer: 3.94 (100)	Viewer: 3.94 (100)	Viewer: 3.94 (100)
Resolution (Reading Display)	160 x 240 RGB Backlight LED	480 x 272 RGB Backlight LED	480 x 272 RGB Backlight LED	640 x 480 RGB Backlight LED
Video Out	None	—	NTSC/PAL	NTSC/PAL, Wi-fi Apps
Run Time (hours)	4 hr (Alkaline Batteries)	4 hr (Alkaline Batteries)	4 hr (Rechargeable Battery)	4 hr (Rechargeable Battery)
Operating Temperature Range	30–122 °F	32–140 °F (0–60 °C)	32–140 °F (0–60 °C)	32–140 °F (0–60 °C)
Storage Temperature	-4–140 °F (-20–60 °C)	-4–140 °F (-20–60 °C)	-4–140 °F (-20–60 °C)	-4–140 °F (-20–60 °C)
Field of View, Forward	54° diagonal	Approx. 56° diagonal	Approx. 56° diagonal	Approx. 56° diagonal
Field of View, Side	None	Approx. 56° diagonal	Approx. 56° diagonal	Approx. 56° diagonal
Resolution	Imager: 640 x 480	Imager: 640 x 480	Imager: 640 x 480	Imager: 640 x 480
Optimal Focal Range	1/2–12" (12–30-1/2 cm)	1/2–12" (12–30-1/2 cm)	1/2–12" (12–30-1/2 cm)	1/2–12" (12–30-1/2 cm)
Imager Type	Analog	Digital	Digital	Digital

BK5600DUAL85 Scope with Dual 8.5 mm Imager

- For enhanced viewing, a 4.3" (109 mm) diagonal LCD screen
- Digital still image capture with included SD card storage
- Includes 36" digital imager with 8.5 mm diameter head
- Touchscreen interface enables easy feature selection
- Uses (6) AA Alkaline batteries
- 90° glass mirror and magnet retrieval accessories included
- Includes storage tray. Keep in your tool storage drawer for security
- Two year warranty - serviced through Snap-on® Repair Centers

BK5600DUAL55 True Digital Video Inspection Scope

- Same as BK5600 with a 5.5mm imager

BK6500 Video/Still Recording Digital Borescope

- 4.3" (109 mm) diagonal LCD screen for enhanced viewing
- Confirm mechanical problems before disassembly
- Dual-imager lenses: straight ahead and 90° angle
- Imager length: 36" (914 mm)
- Touchscreen interface enables easy feature selection
- Store the digital video image to internal memory or to an SD card
- Rechargeable lithium battery
- USB port to transfer data
- Two year warranty - serviced through Snap-on® Repair Centers
- CE DE, ES, FR, IT, GB, NL

BK6500DUAL55 Video/Still Recording Digital Borescope

- Same as BK6500 with a 4.3" diagonal LCD screen

BK3000 Video Inspection Scope

- Small, rugged package designed for comfort and functionality with vibrant 2.5" LCD screen
- Integrated 8.5 mm high-res imager allows for ease of use and ensures the product is always ready to go
- On-board storage of up to 30 images
- Simple and user-friendly 5 key switch
- Adaptable functionality through 3-step zoom, adjustable brightness, and 180° image rotation
- Magnet and mirror accessories with integrated storage gives user additional flexibility
- Powered by AA batteries
- Imager is resistant to dust, dirt, and water ingress for 30 minutes at depths of up to 3 meters

BK8500 Advanced Wireless Video Scope

- 5" LCD – largest screen in the market helps highlight the detail that competing products miss
- Four application specific viewing modes—fine tunes optics for the most common technician applications
- iOS® and Android® compatible—use the detachable image handle with the most popular mobile platforms for increased utility and versatility
- Windows® compatible—connect the detachable image handle to your Wi-Fi enabled Windows® PC
- Full VGA/all digital system—provides clearer, higher quality images than competing products
- Capture images and video, add text or audio annotation—enhances the presentation ability
- Analog video out capability for connecting to large format displays

BK8000-55 Dual View Imager

- 5.5 mm imagers get into much tighter spaces than standard 8.5 mm
- Dual view digital cameras see straight ahead or at a 90° angle
- No need for additional mirror attachment, nothing to fall off the imager
- Close focus provides incredible detail
- Imagers are resistant to all common automotive chemicals



BK8000-55

BK8000-56 Dual View Imager

- 5.5 mm imagers get into much tighter spaces than standard 8.5 mm
- Dual View Digital Cameras see straight ahead or at a 90 degree angle
- No need for additional mirror attachment
- Close focus provides incredible detail



BK8000-56

BK8000-UV UV View Imager

- The ultimate aid in leak detection
- Imager camera has a true UV light source that works with fluorescent a/c, evaporative leak detection, heavy oil and penetrant dyes
- Dual view for straight ahead and 90° viewing angles
- 36" imager projects to borescope screen
- Provides reach beyond normal dye detection tools
- Use with either the BK5600, BK6500 or BK8000 videoscopes
- Greatly increase the ability to find the source of vacuum leaks while working with the EELD100A and EELD500 Portable Smart Smoke® Machines
- CE-DE, ES, FR, IT, GB, NL, JP
- Applications: Locating concealed automotive air conditioning system leaks, automotive evaporative and vacuum system leaks and Inspecting inside hardened steel parts like hydraulic pistons on aircraft landing gear

Specifications

- Dual digital CMOS image sensors, 8.5 mm in diameter, mounted on a 90° axis from each other for forward and side view capabilities
- The imager is 36 in length and each sensor has an approximate Field of View of 54°
- Ultra violet lighting is provided by a light emitting diode producing light in the spectrum of 405–410 Nm
- Dual digital CMOS image sensors, 8.5 mm in diameter, mounted on a 90° axis from each other for forward and side view capabilities



BK8000-UV



BK5500-38-1



BK5500-38-2



BK5500-38-1/BK5500-38-2 Dual View Imager,

5.5 mm Diameter

- 5.5 mm imagers get into much tighter spaces than standard 8.5 mm
- Dual View Digital Cameras see straight ahead or at a 90 degree angle
- No need for additional mirror attachment, nothing to fall off the imager
- Close focus provides incredible detail
- Imagers are resistant to all common automotive chemicals
- Two year warranty for added purchase security
- CE - DE, ES, FR, IT, GB, NL and JP



- Do not use in environment with explosive vapor
- Read safety precautions on pages W1 to W4

VIDEOSCOPES



EETH300

Diagnostic Tools

EETH300 Diagnostic Thermal Imager

- Uses infrared imaging technology to reveal heat from friction, electrical resistance, pressure changes and more
- See precise detail with complete thermal images made up of 4,800 temperature zones
- Shows extreme temperatures from -4–840 °F (-20–450 °C)
- Detect problems all around the vehicle: brakes, heated seats, misfires, HVAC, worn bearings, belts, emission controls, and many more
- Exclusive database of guided tests shows dozens of valuable automotive applications
- Reference images showing normal components and failed components, so you know exactly what to look for
- Large 3-1/2" color screen so you don't miss a clue; 320 x 240 resolution
- Just point it at any area of a vehicle and see detailed images of an object's heat signature
- Color reference scale automatically calibrates, so you know the temperature of everything in the image
- Pull the trigger to capture images. Use saved images for reference and to create convincing repair orders
- Pistol-grip ergonomics for comfort and convenient access to tight locations
- Rechargeable high-power Lithium-ion battery with 4 hour charge life and convenient battery level indicator
- Image refresh rate: nine times per second
- Includes: Thermal Imager, MicroSD card, AC charger, USB cable, User guide

STETHOSCOPES



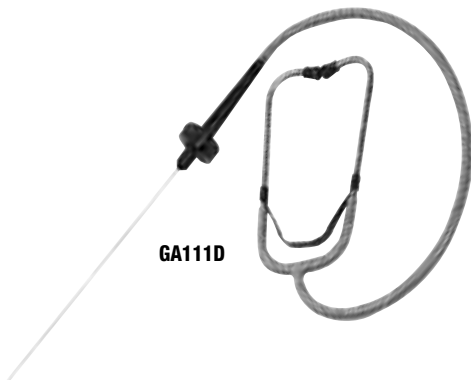
YA6930

Electronic

Quickly pinpoint the source of noise or vibration in underhood, undercar and vehicle interiors. Six selectable channels allow placement of sensors various locations to pick up bearing, gear, engine, suspension, drive accessory and wind noises.

YA6930 Electronic Engine Stethoscope (Blue-Point®)

- Electronic Stethoscope amplifies sound during diagnosis or verification of proper vehicle operation
- Use to pinpoint faulty bearings, injectors, squeaks, rattles and more
- Mode selection switch with LED indicator easily switches between the sound and vibration functions
- Noise cancellation feature eliminates background noise
- Studio style headphone set with tangle-free cord
- Detachable flex wand with LED illuminated tip
- Rotary volume control
- Lightweight and balanced with ergonomic comfort grip



GA111D

Mechanic's

GA111D Mechanic's Stethoscope (Blue-Point®)

- Locates any engine sound such as bearing noise, knocks and squeaks in fan or water pump and valve tappets
- Sound amplifying diaphragm and a 12" probe to locate trouble

Electronic

YA6890KT Electronic Squeak and Rattle Finder (Blue-Point®)

- Quickly pinpoints source and location of noises emanating from under chassis, under hood, transmission, differential/CV joint, faulty fuel injectors and bearings, gears and suspension parts
- Helps detect and isolate squeaks, rattles, groans, cowl pops, clunks, growls, thumps, rumbling and ticking noises
- Wireless transmitters feature magnetic body with versatile clip
- Wireless channel receiver isolates six different transmitter locations
- LED lights indicate the strength of signal of the active channel
- Illuminated button indicates active channel at a glance



YA6890KT

YA6910 Mini Electronic Stethoscope (Blue-Point®)

- Convenient diagnostic tool can pinpoint location of noise caused by bad bearings, bushings, dirty fuel injectors, wind and air leaks, noisy valves and lifters
- Allows user to monitor gears, bearings and suspension components under load so problems can be more accurately diagnosed
- Sensor clamp helps to detect noises during vehicle test drive that cannot be duplicated in the work bay
- Sensor tip mounted on 6" flexible shaft allows access to hard-to-reach areas
- 5" inductive metal probe allows user to pinpoint source of noise or vibration
- Ultra sensitive microphone provides a full range of sound
- Features a rotary style adjustable volume control



YA6910

YA6920 Electronic Marine Stethoscope (Blue-Point®)

- Unique diagnostic listening device specifically designed to pinpoint squeaks, rattles and other troublesome noises in most marine vessels and watercraft with inboard or outboard motors
- Test for noise and harmonic vibration on bearings, under dash areas, control cables, fuel injectors, cabinets and compartments, alternators, switches, pumps, final drives, steering gears, gear cases, steering pumps, hulls and compressors
- 14' long, water-resistant wire loom harness allows user to diagnose hard-to-reach problem areas
- Six spring-loaded, color-coded stainless-steel sensor clamps with built-in super sensitive microphone in the tips for optimal sound detection
- Heavy duty professional headphones block any unwanted sounds



YA6920



• Read safety precautions on pages W1 to W4

INFRARED THERMOMETERS



CTG761A

MICROLITHIUM: MORE POWER AND FLEXIBILITY THAN EVER BEFORE

- Tough and lightweight for maximum maneuverability and less user fatigue, this family of MicroLithium Cordless Power Tools feature integrated soft-grip handles for the ultimate in comfort and control, while their small size means they fit into tight spaces with ease
- Operating on the 14.4 V 2.0 Ah MicroLithium batteries, these tools deliver big power in the most restricted areas, both inside the passenger compartment and under the hood, for more power and flexibility than ever before

Specifications	CTG761†
IR Range	-50–1,000 °C (-58–1,832 °F)
IR Resolution	< 1,000 °C/°F; 0.1 °C/°F; > 1,000 °C/°F; 1 °C/°F
IR Accuracy	0–560 °C : ±2% or 2 °C : -18–0 °C : 3 °C -50– -18 °C : 5 °C 560–1,000 °C : ±2% ±3dig
IR Repeatability (+23 Ems=0.95)	±2% or ±2 °C
K Type Range (Thermocouple) (Optional)	-200–1,300 °C
K Type Resolution (Thermocouple) (Optional)	-99 °C/°F to 999 °C/°F : 0.1 °C/°F Other : 1 °C/°F
K Type Accuracy (Thermocouple) (Optional)	0.5% of Reading ±1 °C
Response Time	500 mSec
Spectral Response	7–14 um
Display Hold	Last reading and operating mode display for 10 sec nominal upon trigger release
Emissivity	0.30–0.99 Adjustable
Alarm	Alarm On/Off and High/Low
Record	Rec/Max/Min
Ambient Operating Range	0–50 °C (32–120 °F)
Relative Humidity	10–80% RH non-condensing
Storage Temperature	-10–70 °C (14–158 °F) without battery
Distance To Spot Size	12:1 (90% energy covered)
Battery Type	Snap-on® Battery Pack (Lithium Ion) 7.2 V/14.4 V
Battery Life	About 30 hrs continuous use Laser and Back Light
Tool Only	CTG761ADB

†CE

CTG761A 14.4 V MicroLithium Cordless Temperature Gun

- Ergonomic design features a comfort grip equally comfortable for both right and left-handed users
- Wide temperature range of -58 –1,832 °F
- Most advanced features of any professional infrared gun
- Single-button trigger makes it effortless to control
- Powered by 14.4 V Microlithium battery and charger (not included)
- Interchangeable with our 7.2 V cordless tools and eliminates the need for extra chargers and back-up batteries
- Optional Contact K-type thermocouple probe, adds to the flexibility of measuring temperatures in confined spaces, including liquid temperatures
- Range of -58–1,832 ° F (-50–1,000 °C)

- Accurate to –±2% or –± 2 °C or –±3 °F whichever is greater
- Dual Laser Pointer to indicate the edges of the temp circle
- High contrast large display is even visible in bright sunlight
- Adjustable emissivity from 0.3–1.00
- Record with Min, Max and continual scan
- Seven Year Warranty
- CE DE, ES, FR, IT, GB, NL, JP

CTG761ADB 14.4 V MicroLithium Cordless Temperature Gun (Tool Only)



RTEMP8



RTEMPB3A



RTEMPB7

Specifications	RTEMP8†	RTEMPB3A*†	RTEMPB7*†
Temperature Range	-60–760 °C (-76–1,400 °F)	-58–932 °F (-20–500 °C)	-31–689 °F (-35–365 °C)
Temperature Display	Selectable for °F or °C	Selectable for °F or °C	Selectable for °F or °C
Response Time	1 second	0.5 seconds	1 second
Emissivity	Adjustable, set to 0.95	0.98	0.95 or 0.70 (0.95 default)
Power	(2) AAA Batteries	9 V Alkaline or Ni-Cad Battery	(2) AAA Batteries
Accuracy	±1.8 °F (±1 °C)	±2% of reading or ±2 °C (±4 °F)	±1.5 °C (2.7 °F)
Distance To Spot Ratio	12:1	12:1	—
Ambient Operating Range	0–50 °C (32–122 °F)	32–105 °F	0–50 °C (32–122 °F)
Description	Multi-laser Infrared Thermometer	Blue-Point® Infrared Laser Thermometer	Infrared Thermometer (Blue-Point®)

* (Blue-Point®)

† CE

RTEMP8 Multi-laser Infrared Thermometer

- Easy-to-read color screen
- Modes include: E, MAX, MIN, DIF, AVG, HAL and LAL
- Distance: Spot: 12:1
- Temperature range: -60–760° C (-76–1,400° F)
- Operating range: 0–50° C (32–122° F)
- Battery: AAA size (two)
- Battery life: minimum of seven hours' continuous use with laser and 30 hours continuous use without laser
- Thermometer automatically shuts off if left idle for more than 60 seconds
- Accuracy: ±1 °C (±1.8 °F)
- CE: DE, ES, FR, IT, GB, NL UL JP

RTEMPB3A Blue-Point® Infrared Laser Thermometer

- Temperature range of -58–932 ° F (-20–500 ° C)
- Compact size of 5.88 x 3.62 x 1.38" (149.2 x 92.1 x 34.9 mm)
- Laser targeting accuracy
- Enhanced backlit four-digit LCD for easy viewing
- Automatic power-off after ten seconds
- Nylon holster for transport and safe storage
- Conformity
- Powered by 9 V Alkaline or NiCad battery
- Operating range: 0–40 °C (32–105 °F)

RTEMPB7 Infrared Thermometer (Blue-Point®)

- Modes include: E, MAX, MIN, DIF and AVG
- Distance: Spot: 12:1
- Temperature range: -35–365 ° C (-31–689 ° F)
- Operating range: 0–50 ° C (32–122 ° F)
- Battery: Two (2) AAA size
- Battery life: typically lasts 18 hours; minimum of 14 hours (continuous use)



• Read safety precautions on pages W1 to W4

TACHOMETERS



EEDMTACH1A



EEDMRPM500



EEDMRPMD500



MT257B

Tachometers

EEDMTACH1A Digital Contact/Non-Contact Laser Tachometer

- Measure RPM on Vehicle Components and Industrial Equipment
- Obtains RPM readings up to 25 feet away from its target
- Non-contact laser mode works great in tight areas, keeping user away from moving parts
- Unique pistol grip design fits comfortably in the hand
- Line-of-sight aiming design provides easy to read results on the LCD color display—easy-to-read in low or bright sunlight conditions
- Memory recall brings back the last measurement on the display before powering off
- Uses standard 9 V batteries
- Up to 30,000 RPM non-contact
- Ideal for use on fan or serpentine belts, industrial equipment, race cars, marine, motor sports, ATV, big rig engines and more

MTTACH1A1 Photo Tape (Blue-Point®)

- Reflective photo tape for the EEDMTACH1 Tachometer

EEDMRPM500 Digital Tachometer (Gas Engines)

- Use to digitally read RPM on single cylinder, 2 or 4 stroke gas engines
- Choose between 2 or 4 stroke engines and 1 or 2 spark ignition systems
- Unit provides MIN/MAX readings with eight storage locations to save readings for future reference
- Range is 300-10,000 RPM
- Powered by 9 V battery (included)
- Overall dimensions are 2-3/4 x 5-3/4 x 1"

EEDMRPMD500 Diesel Engine Adaptor

- Optional diesel engine adaptor for the EEDMRPM500 digital tachometer
- Use on diesel engines only
- Range is 300-6,000 RPM

Diesel Pulse Adaptor

MT257B Diesel Pulse Adaptor (Blue-Point®)

- Test injector timing or engine RPM on diesel engines equipped with 1/4" or 6 mm external steel fuel injector lines
- Enables use with inductive pick-up timing light to test engine timing
- MT257B is not for use on diesels with common rail fuel systems

SPECIALTY METERS AND SMALL TESTERS



RELAYTEST1



YA76562

Automotive Relay Tester

RELAYTEST1 Automotive Relay Tester

- Quickly and accurately test four and five terminal electromechanical relays used on many US and imported automobiles
- Will interrogate and identify an unknown relay terminal configuration then self configure its own internal circuitry to perform all required test functions automatically
- Can be used to perform the following tests: coil resistance, surge suppression device (resistor or diode), open/closed contact integrity, contact cyclic testing for intermittent failure detection, loaded contact continuity, relay contacts stuck open or closed and time to contact closure and opening
- Unit automatically indicates test results with a series of red, green and yellow performance lights

RELAYTEST1AC Power Adaptor (120 V AC)

- Optional 120 V AC power adaptor for RELAYTEST1

Coil-On-Plug (COP) Ignition Probes

YA76562 Ignition Quick Probe (Blue-Point®)

- Quickly verify the firing of a coil on plug (COP) ignition coil and spark plug
- Eliminates the need for back probing coil wires and disassembly to test at the coil connector or spark plug
- Variable sensitivity (VS) thumbwheel for greater diagnostic accuracy and expanded application coverage
- Super bright KV and ARC indicator LEDs



EETL500



EETL5568



MT125A

Timing Lights

EETL500 Digital Tach/Advance Timing Light

- Perfect for Hot Rodders and Muscle Car enthusiasts
- Clearly view each flash with patented skip circuitry for tachometers readings up to 9,900 RPM, adjust engine RPM
- View, set and adjust ignition advance and retard: 0–90° set base timing, overall advance and view ignition retard
- Measure battery voltage: 10 V–16 V with quick references LEDs
- Measure and adjust ignition dwell: 0–180°/1–12 cylinders points ignitions
- Set ignition timing: works on DIS, conventional and most aftermarket ignition systems without solid core wires
- Measure engine RPM and Ignition advance: also measure dwell on older points type ignition systems
- Patented Pivoting Head with xenon strobe and dual LED flashlight makes it easy to get into tight spots and see
- Timing on both two and four cycle (DIS and conventional) engines, 1–12 cylinders, no adaptors required
- Comes with a hard case for storage and protection
- Full two-year warranty
- Patents #D377,622, #4,594,886 and #5,767,681 apply
- Technical Support: 1-877-447-6276

EETL5568 Digital Timing Light (Blue-Point®)

- Multifunction timing light works on all distributorless and conventional ignition systems
- Patented skip circuitry tests tachometer readings up to 9,900 RPM
- View, set and adjust ignition advance and retard: 0°–90°
- Measure and adjust ignition dwell: 0°–180°/2–12 cylinders
- Measure battery and charging voltage: 10–16 V
- Dual display backlit screen allows clear viewing of tachometer and ignition advance reading

MT125A Self-Powered Timing Light (Blue-Point®)

- Self powered timing light features a single 6' inductive pickup
- Quick attachment to spark plug wires on motorcycles, marine motors, snowmobiles, jet skis, small engines and other equipment that do not have easy access to a battery power source
- Can be used for automotive applications as well
- On/Off switch is located within thumb reach
- Maximum RPM of 2,000

COMPUTER

Computer Memory Savers

EECS5MEM 5' OBD-II Memory Cord (Blue-Point®)

- Turns any jump starter with a 12 V power port into a memory saver
- Interface connector between a jump starter and a vehicle's OBD-II port
- Prevents electronic memory loss when disconnecting a vehicle's battery

YA960 Computer Memory Saver (Blue-Point®)

- Prevents memory loss on digital radios, clocks, door locks and computers when disconnecting vehicle battery
- Plugs into cigarette lighter socket
- Uses a 9V battery to keep "memories" alive for up to four continuous hours



EECS5MEM



YA960

Portable Booster Packs

EEJP201MBK 12 V Li-Ion Compact Engine Starter/ USB Charger and Light

- Ideal for personal use emergency jumps, yet powerful enough for the shop
- For use on power sport, motorcycle and 4–8 cylinder autos
- Safer starting via reverse polarity, thermal runaway and short-circuit protection
- Able to start vehicles below freezing (operating range -5–130 °F)
- Memory saver capable with optional OBDII cable EEJP200M-4
- On-screen commands guide the user
- Bright LED work light or flashing SOS
- USB port 5 V DC, 2 A for charging devices like a phone
- Charge internal battery with AC from wall or DC from vehicle
- Memory saver capable with optional OBDII cable EEJP200M-4 – provides 12 V power to the vehicle saving settings such as: radio, seat position, DTC's keyless entry and more
- Includes safety override switch for vehicle batteries with less than 1.5 V



EEJP201MBK



• Read safety precautions on pages W1 to W4

ELECTRICAL



FZ4B

Fuse Tools

FZ4B Fuse Tongs (Blue-Point®)

- Delrin® tongs pull fuses up to 15/16" in diameter
- 1/8" hook on the handle pulls short fuses
- Tongs have high insulating qualities and are resistant to oil, water and heat up to 300 °F
- Hand stops prevent slipping



FZ7A

FZ7A Fuse Tongs (Blue-Point®)

- Nylon tongs remove auto high tension wires and pull cartridge fuses from 15/16"-1" in diameter
- Hooks on handles and jaws
- Tongs have high insulating qualities and are resistant to oil, water and heat up to 300 °F
- Hand stops prevent slipping



YA9811

YA9811 Relay/Fuse Pliers (Blue-Point®)

- Remove/install relays and fusible links
- Designed to reach into confined access areas
- Slip joint design to enable use for a variety of sizes
- Coated pliers tip securely grips corner of relay or fusible link
- Black industrial finish with red cushioned grip handles
- 8" in length



GMSTB25

GM Multi-Function Switch Tools

GMSTB25 Multifunction Switch Tool for GM® vehicles

- Reduces the time it takes to replace the multifunction switch (turn signal/dimmer/windshield wiper switch) without removing the air bag, steering wheel and clock spring
- Includes a low-profile 1/4" magnetic bit wrench with a T25 Ball TORX® bit that allows better control and access in restricted areas
- Reversible ratcheting action
- Heat treated for strength and durability
- Chrome plated for great appearance and wear resistance



YAGM1

Service Light/Airbag Resetting Tools

YAGM1 Air Bag Release Tool (Blue-Point®)

- Tool will quickly and easily release the retention springs for the removal of the SIR module on certain late model GM® vehicles
- Applications: Cadillac®, Buick® Park Avenue, Pontiac® Grand Am®, minivans and trucks



WINS1000

Wire Insertion Tools

WINS1000 Wire Insertion Tool Set

WINS100R Wire Insertion Tool Set

WINS100G Wire Insertion Tool Set


- Prevents damage to electrical sheathing
- Helps technician feed or pull wire around a number of obstacles, or against pieces of metal
- Safeguards against damage to plastic sheathing which can result in an intermittent or non-functioning condition
- Provides flexibility/adaptability; set allows technician to adapt to each application through the use of different lengths and diameters of tubes
- Ideal for use with Snap-on® video scopes; protect your investment by using this tool to direct/protect the expensive fiber optic element during use
- Radius handle end: End of handle has a gentle radius that allows wire sheathing to be pulled smoothly without damage
- Tubes thread into metal threaded insert within handle, providing strong connection
- Tube angular orientation prevents wires from "dead-heading" against an object and getting stuck or damaged



WINS100R



WINS100G



Terminal Tools

YA13120 Electrical Connector Separator (Blue-Point®)

- Disconnect electrical connectors without damage
- Double ended to fit different access angles
- Simply engage the tool tip behind the connector clip and push or pull to disconnect
- Works on Weather Pack and other automotive electrical connectors

GA500A Wire Terminal Tool (Blue-Point®)

- Prongs depress the barbs on conventional terminals

YA500GM Wire Terminal Tool (Blue-Point®)

- Designed for use for Pack-Con and Weather Pack terminals on GM® C3 systems

YA500F Terminal Tool for Ford® Vehicles (Blue-Point®)

- Use on Ford® terminals

TT3KT Terminal Tool Set (Blue-Point®)

- Comprehensive set covers the majority of today's popular terminals
- Includes: GA500A, YA500GM, YA500F and TT3-1 handle that slips over probes to protect technician's hands and provides extra leverage

TT600 6 pc Terminal Tool Kit

- Includes six tools for removing terminals from harness blocks: pin vise, square probe, wedge probe, tube probe, flat probe and hook probe
- Includes vinyl pouch

TT12KT C3/Wire Terminal Tool Kit for GM® vehicles (Blue-Point®)

- Applications include most GM® and other US computer connectors and terminals
- Individual handles for easy access in tight places
- Designed for Weather Pack and Pack-Con terminals with flat blade to open connectors and fork for ALDL connectors to access trouble codes
- Color coded: Red handle for GM® and Green for wire terminal tools
- Kit includes these GM® C3 system terminal tools – 3.3 x 28 mm terminal tool, 1.4 x 28 mm square terminal tool, 1.5 x 24.75 mm flat terminal tool, 2 x 22 mm flat terminal tool, 8 x 24 mm fork terminal tool, 3/16 x 1" flat screwdriver, 3.3 x 28 mm tube terminal tool, 4.3 x 13 mm tube terminal tool, 3.75 x 13 mm tube terminal tool, 3 x 13 mm tube terminal, 3 mm flat 2-blade terminal tool and 1.6 mm flat 2-blade terminal tool
- Includes storage case

Soft Grip Terminal Tools

Easily remove terminals from electrical connectors found on mid-1990s and later US and import vehicles. Terminal tools incorporate a stainless steel design with ergonomic "soft grip" handles.

SGTT1A Soft Grip Terminal Tool

- Use on PCM and transmission harnesses found on Chrysler®, Hyundai®, Kia® and Mitsubishi® vehicles
- 4-13/16" long

SGTT2A Soft Grip Terminal Tool

- Provides robust narrow width blade with fulcrum for easier access to release tabs found on newer terminal blocks

SGTT3A Soft Grip Terminal Tool

- Use on underhood sensors such as coolant temperature and throttle position sensors
- For use on Ford®, GM® (including Cadillac®), Chrysler®, Mitsubishi® and Hyundai vehicles
- 4-13/16" long

SGTT4A Soft Grip Terminal Tool

- Easily remove terminals from electrical connectors found on mid-1990's and later US and import vehicles
- Terminal tools incorporate a stainless-steel design with ergonomic soft grip handles
- Use for cutting open wire harnesses for easy access to troubleshooting and replacement applications
- Easily slits harness sheathing without piercing the wires inside
- 4-3/8" long

SGTT5A Soft Grip Terminal Tool

- Use on 55 pin ABS ECUs found on Ford®, GM®, Jaguar®, Jeep®, Volvo®, VW®, BMW®, Hyundai®, Kia® and Mercedes® vehicles
- 4-13/16" long

SGTT6A Soft Grip Terminal Tool

- Use on 35 pin ABS ECUs found on Audi®, BMW®, Chrysler®, Ford®, GM®, Infiniti®, Isuzu®, Jaguar®, Mazda®, Mercedes®, Mitsubishi®, Nissan®, Porsche®, Subaru®, Saab®, Volvo® and VW® vehicles
- 4-13/16" long

SGTT7 Soft Grip Terminal Tool

- Applications: Powertrain Control Modules (PCM) on Acura®, Audi®, Chrysler®, Ford®, Hyundai®, Jaguar®, Kia®, Mercedes®, Mazda®, Toyota® and Volkswagen® vehicles
- 4-27/32" long

SGTT8 Soft Grip Terminal Tool

- Applications: Powertrain Control Modules (PCM) on Acura®, Audi®, Buick®, Chrysler®, Ford®, GM®, Honda®, Jaguar®, Mercedes®, Mazda®, Toyota® and Volkswagen® vehicles
- 4-27/32" long



SGTT110

SGTT9 Soft Grip Terminal Tool

- Applications: Powertrain Control Modules (PCM) on Acura®, Audi®, Chrysler®, Jaguar®, Hyundai®, Kia®, Mercedes®, Toyota® and Volkswagen® vehicles
- 4-27/32" long

SGTT10 Soft Grip Terminal Tool

- Applications: Open connector clips and sides of clips on Acura®, Audi®, Chrysler®, Honda®, Mercedes® and Volkswagen®
- 4-27/32" long

SGTT106A 6 pc Soft Grip Terminal Tool Set

- Includes (6) soft grip terminal tools

- Includes storage tray

SGTT110 10 pc Soft Grip Terminal Tool Set

- Includes (10 pc)

- Includes storage tray



- Plastic coated handle does not protect against electric shock
- Read safety precautions on pages W1 to W4

FUEL & ENGINE SYSTEMS: COMPRESSION GAUGE SETS AND ADAPTORS



EEPV500



EEPV503



EEPV600

Compression Gauge Sets

- Intended for use on spark ignited gasoline engines that do not exceed 300 psi compression
- Uses hose adaptors that thread into the spark plug hole and connect at the gauge hose's quick coupler
- Maintains highest compression test reading and resets to zero with a push button release valve
- Gauge displays individual cylinder pressure
- Test range: 0 to 300 psi (0 to 2,000 kPa) in 10 psi (50 kPa) increments

EEPV500 Compression Gauge Set

- Test cars and trucks with hard-to-access spark plug ports
- Gauge assembly includes 2-3/4" diameter gauge and 27" flexible hose with quick coupler
- Includes EEPV5G12L, EEPV5G14L and EEPV5G14S

EEPV503 Motorcycle Compression Gauge Set

- Test motorcycles and recreational vehicles with hard-to-access spark plug ports
- Gauge assembly includes 2-3/4" diameter gauge and 18" flexible hose with quick coupler
- Includes EEPV5G10L, EEPV5G12L and EEPV5G14L

EEPV600 Compression Gauge Set

- Simplifies compression testing on engines with deep spark plug wells
- Knurled end allows hand tightening to aid against over-torquing or cross-threading
- Gauge can be connected to the included hose assembly for extra reach
- Heat-treated and chrome-plated for longer life
- 300 PSI (2100 kPa) superior accuracy gauge with pressure release button
- Detect piston ring, intake/exhaust valve, head gasket or other engine issues
- Includes: EEPV6G12L and EEPV6G14L



Compression Gauge Adaptors

- 10-1/4" overall length unless otherwise noted
- Standard reach applies to flat and tapered spark plug hole seats; long reach applies to servicing motorcycle engines
- For EEPV6 adaptors: Simply connect hose coupler and gauge of the customer's existing EEPV500 or EEPV600 (EEPV500 AND EEPV600 sold separately)

EEPV5G10L Compression Gauge Adaptor

- Long reach (M10 x 1.0 pitch)
- Thread length .70"

EEPV5G14L Compression Gauge Adaptor

- Long reach (M14 x 1.25 pitch)
- Thread length .73"

EEPV5G18S Compression Gauge Adaptor

- Standard reach (M18 x 1.5 pitch)
- Thread length .44 inch

EEPV5G10S Compression Gauge Adaptor

- Standard reach (M10 x 1.0 pitch)
- Thread length .43 inch

EEPV5G14S Compression Gauge Adaptor

- Standard reach (M14 x 1.25 pitch)
- Thread length .36 inch

EEPV5G16T Compression Gauge Adaptor

- Long reach (M16 x 1.5 pitch) for Ford® 5.4 L Triton® engines
- 18" length

EEPV5G12L Compression Gauge Adaptor

- Long reach (M12 x 1.25 pitch)
- Thread length .68"

EEPV5G12T Compression Gauge Adaptor

- Main application second generation Ford® Triton® engines 2008 and later
- Tests cylinder compression up to 300 PSI
- Additional applications include Mercedes-Benz® (most V6 and some V8 models newer than 2006), Nissan® (2.0 L 2007 and later) and Toyota® Scion® (1.8 L 2008 and later) vehicles
- 18" length
- Thread length .71"

EEPV6G12L Long Reach Chrome Adaptor

- M12 x 1.25

EEPV6G14L Long Reach Chrome Adaptor

- M14 x 1.25

EEPV6G14S Standard Reach Chrome Adaptor

- M14 x 1.25

EEPV6G16L Long Reach Chrome Adaptor

- M16 x 1.25

EEPV6G3PK Adaptor Set

- Set includes EEPV6G12L, EEPV6G14L and EEPV6G14S (3 pc)

FUEL & ENGINE SYSTEMS: COMPRESSION GAUGE SETS AND ADAPTORS

Cone Type Compression Gauges

MT27D Cone-Type Compression Gauge

- Range from 0–300 psi, 0–2,100 kPa
- Cone seal is held firmly over plug hole, unit does not thread in
- Ideal for small gasoline engines, motorcycles, ATVs and snowmobiles




DIESEL COMPRESSION

Diesel Compression Gauge

- Dial reads from 9–800 PSI and from 0–5,500 kPa
- Includes 18" hose with release valve

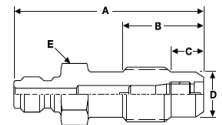


FUEL & ENGINE SYSTEMS: DIESEL COMPRESSION



Compression Adaptors/Glow Plug Style

- All "M" series glow plug style adaptors plus the EEPV312A adaptor require the use of either the M3569 or M3570 quick coupler
- EEPV314A, EEPV315A and EEPV317A couple directly to the EEPD500



EEPV312D Glow Plug Compression Adaptor

- For Duramax® 6600, 2006 and newer

EEPV312C Glow Plug Compression Adaptor

- DuraMax® 6600, 2001–2005

EEPV314C Glow Plug Compression Adaptor

- For Ford®/Navistar® 7.3L Power Stroke® and VW® TDI 1.9® diesel engines
- Does not require the use of a quick coupler

EEPV317C Glow Plug Compression Adaptor

- For Ford® Power Stroke® 6.0L and Navistar®/International 6.0L VT365E engines with 14M x 1.25 glow plug size

M3545C Glow Plug Compression Adaptor

- Must be used in conjunction with MT33C Compression Gauge and M3569C or M3570A Quick Couplers

M3569A Quick Coupler

- 45° offset

M3570A Quick Coupler

- 90° offset

M3564C Glow Plug Compression Adaptor

- For GM® 6.2 L and 6.5 L diesel engines

M3565C Glow Plug Compression Adaptor

- For Isuzu® 1.8 L and 2.2 L diesel engines and Toyota® 1.8 L diesel engine

M3566C Glow Plug Compression Adaptor

- For Toyota® and Nissan® 2.2 L diesel engines, plus Mitsubishi® 2 and 3 cylinder engines

M3576C Glow Plug Compression Adaptor

- For BMW® 2.4 L engines used in 1984 and 1985 Lincoln®, Mark VII and Continental models; Peugeot® 1978–1984, 2.0 L and 2.3 L engines; VW®, Audi®, and Volvo® 1.5 L, 1.6 L, 2.0 L and 2.6 L engines

Stock No.	Thread	A inch (mm)	B Inch (mm)	C inch (mm)	D Inch (mm)	E (Hex)
EEPV312D	M10 x 1.25	4.12 (104.65)	3.00 (76.20)	2.50 (63.50)	.320 (8.13)	12 mm
EEPV314C	M10 x 1.0	3.33 (84.58)	2.78 (70.61)	2.31 (58.67)	.315 (8.00)	10 mm
EEPV317C	M14 x 1.25	1.2"	.625"	0.25"	.318"	5/8"
M3545C	M10 x 1.0	1.78 (45.20)	1.06 (26.92)	.38 (9.65)	.385 (9.77)	3/8"
M3564C	M10 x 1.0	2.46 (62.48)	.79 (20.00)	.25 (6.35)	.325 (8.25)	3/8"
M3565C	M10 x 1.0	2.50 (63.50)	1.61 (26.92)	.866 (21.99)	.320 (8.13)	12 mm
M3566C	M10 x 1.25	1.96 (49.78)	1.27 (32.26)	.39 (9.14)	.315 (8.00)	12 mm
M3576C	M12 x 1.25	1.77 (44.95)	1.08 (27.43)	.300 (7.62)	.305 (7.75)	12 mm



- Do not expose gasoline or fuel to flames or other sources of ignition
- Use only in well ventilated area
- Read safety precautions on pages W1 to W4

FUEL & ENGINE SYSTEMS: DIESEL COMPRESSION



Compression Adaptors/Injector Style

EEPV313C Diesel Compression Gauge Adaptor

- For 1998 to 2002 Dodge® 24 valve 5.9L Cummins® plus 5.9L Cummins® ISB and ISBE diesel engines

M3540C Compression Adaptor

- For Cummins® 855 in³ NH and 903 V8 and L10 diesel engines

M3543C Diesel Compression Gauge Adaptor

- For Detroit® 53, 71, 92 and 8.2 L diesels

M3542C Diesel Compression Gauge Adaptor

- For Volkswagen®, Mercedes-Benz®, Volvo® and Audi® 5000 diesel engines M24 x 2.0

M3571C Diesel Compression Gauge Adaptor

- For 21 mm injectors and Bosch® type injectors on the following diesel engines: Allis® Chalmers® 433, 649, and 670, Allis/Fiat® 3 cylinder, John Deere® 404, 466, 531 and 619, Navistar® 361 and 407, Perkins® 4.203, 4.236, 4.248, 6.354, and 8.540, Wisconsin Engine® 340, 350, 430, 660, 670, 750, 860 and 1000, White Engine®

D2000, D2300, D3000, D3400, and D4800, Mack® 673, 674, 675, 864, 865 and 866, Waukesha® diesel engines, Ford® Tractor diesel engines, Scania® DN11 and DS11

M3572C Diesel Compression Gauge Adaptor

- For pencil type injectors on the following: Caterpillar® 3208 and 1100 Series, Case® 70 Series, 188 and 207, John Deere® early 300, 400 and 500 Series, 276, 404 and 531 diesel engines

M3574 Diesel Compression Gauge Adaptor

- For 17 mm injectors on Navistar® DT466 and 9L, 312, 360, 414, 436 and 446 diesel engines

M3584C Compression Adaptor

- For Case®/Cummins® series B 2.9 L, 3.9 L and 5.9 L diesel engines

M3585 Compression Adaptor

- For Case®/Cummins® series C 8.3 L engines

FUEL & ENGINE SYSTEMS: DIESEL



EEDF400STR

Diesel EGR Cleaning System

EEDF400STR and EEDF400 Diesel EGR and Induction Cleaning System (Blue-Point®)

- The performance of clean diesel engines using cooled EGR and common rail injection can be adversely affected by soot and fuel deposits
- The EEDF400 System safely cleans the Diesel EGR circuit, coolers, intake, injectors, turbo charger and fuel system
- Converts cleaner into foam to better penetrate hard carbon
- Increases Cetane and enhances fuel atomization for more complete combustion
- Lowers emissions, smooths rough idle, improves fuel economy and performance
- Technical Support: 1-877-776-8486
- Note: A one-time purchase of the EEDF400M manifold is required to use the EEDF400 cleaning tool with some optional adaptors



EEDF400-1A



EEDF400-3



EEDF400-4



EEDF400-7A



EEDF400-2



EEDF400-5



EEDF400-6



EEDF400-8

Diesel EGR Cleaning System Optional Accessories

Refer to on line application guide for engine usage for each adaptor

EEDF400-1A EGR Cleaning Adaptor

- EGR adaptor for Ford® 6.0 L engines
- Requires the EEDF400M (sold separately)

EEDF400-2 EGR Cleaning Adaptor (Blue-Point®)

- EGR Adaptor for Ford® 6.4 L Engines

EEDF400-3 EGR Cleaning Adaptor (Blue-Point®)

- EGR Adaptor for Duramax® Engines

EEDF400-4 EGR Cleaning Adaptor (Blue-Point®)

- EGR Adaptor for Mercedes®/Universal Engines

EEDF400-5 EGR Cleaning Adaptor (Blue-Point®)

- EGR Adaptor for Duramax® Turbo Boost Engines

EEDF400-6 EGR Cleaning Adaptor (Blue-Point®)

- EGR Adaptor for Cummins® Manual Opener Engines

EEDF400-7A EGR Cleaning Adaptor

- EGR Adaptor for Cummins® Engines (2007–2010)
- Requires EEDF400M (sold separately)

EEDF400-8 EGR Cleaning Adaptor (Blue-Point®)

- EGR Adaptor for IZUSU®/BMW®/Mercedes® Engines



Diesel EGR Cleaning System Optional Accessories

Refer to on line application guide for engine usage for each adaptor

EEDF400-9 EGR Cleaning Adaptor (Blue-Point®)

- EGR Adaptor for Mercedes® Sprinter® Engines

EEDF400-10 EGR S-Tool (Blue-Point®)

- EGR S-Tool

EEDF400-11 EGR Cleaning Adaptor

- EGR Adaptor for Ford® 6.7 L Engines

EEDF400-12 EGR Cleaning Adaptor (Blue-Point®)

- EGR Adaptor for Audi®/VW® Engines (M14 x 1.5)

EEDF400-EGR Diesel EGR and Induction Cleaner (Blue-Point®)

- Diesel EGR and Induction Cleaner for the EEDF400
- Case of (12) 32 oz bottles

EEDF400M EGR Manifold

EEDF400-INJ Diesel Fuel Injector Cleaner (Blue-Point®)

- Diesel Fuel Injector Cleaner for the EEDF400
- Case of (12) 12 oz bottles

EEDF400-NA 7 pc Domestic Vehicle Adaptor Set

- Used with the EEDF400 Cleaning Tool
- Safer cleaning of Diesel EGR circuits, coolers, intakes, injectors, turbo charger and fuel systems on many domestic vehicles
- Can assist in lowering emissions, smoothing rough idle, and improving fuel economy and performance
- Technical Support 877-776-8486

EEDF400-EUR 9 pc European Vehicle Adaptor Set

- Used with the EEDF400 Cleaning Tool
- Safer cleaning of Diesel EGR circuits, coolers, intakes, injectors, turbo charger and fuel systems on many European vehicles
- Can assist in lowering emissions, smoothing rough idle, and improving fuel economy and performance
- Technical Support 877-776-8486

EEDF400-19 EGR Cleaning Adaptor (Blue-Point®)

- EGR Adaptor for Mercedes® Engines
- Requires use of EEDF400M (sold separately)

EEDF400-21 Adaptor EGR Exhaust VW®

EEDF400-22 Adaptor EGR Intake (Blue-Point®)

- EGR Adaptor for VW® 1.6L Engines
- Requires use of EEDF400M (sold separately)

EEDF400-23 Adaptor EGR Intake (Blue-Point®)

- EGR Adaptor for VW® and Passat® Engines
- Requires use of EEDF400M (sold separately)

EEDF400-24 Adaptor EGR Intake (Blue-Point®)

- EGR Adaptor for Mercedes® 3.0L Engines, 2012–2014
- Requires use of EEDF400M (sold separately)

EEDF400-25 EGR Cleaning Adaptor (Blue-Point®)

- EGR Adaptor for VW® 1.9L Engines
- Requires use of EEDF400M (sold separately)

EEDF400-27 Adaptor EGR Cummins® ISC 8.3 L

EEDF400-28 Adaptor Cummins® ISC, ISL, ISM

EEDF400-29 Adaptor EGR Cummins® ISX14

EEDF400-30 Adaptor EGR Cummins® ISX15

EEDF400-33 Adaptor EGR Mack® MP7-11 2007

EEDF400-34 Adaptor EGR Maxxforce® 7

EEDF400-36 Adaptor EGR International® DT466

EEDF400-37 Adaptor EGR MBE4000 12.8 L

EEDF400-39 Adaptor EGR MBE900-904 7.2 L

EEDF400-506 Adaptor EGR E506 Slot Exhaust

EEDF400-51 Replacement Pressure Gauge

EEDF400-52 Replacement Regulator

EEDF400-520 Adaptor EGR Exhaust 2.31 IN Bolt

EEDF400-527 Adaptor EGR Exhaust E527 Bolt

EEDF400-528 Adaptor EGR Exhaust E528 Bolt

EEDF400-53 Air Valve/Fluid Valve

EEDF400-531 Adaptor EGR E531 Center Intake

EEDF400-532 Adaptor EGR E532 Center Intake

EEDF400-535 Adaptor EGR E535 Sensor Port

EEDF400-54 Fill Port Cap

EEDF400-55 Fill Port O-Ring

EEDF400-560 Adaptor EGR E560 Intake/Exhaust

EEDF400-565 Adaptor EGR 565 Intake Exhaust

EEDF400-571 Adaptor EGR E571 Hose Intake

EEDF400-572 Adaptor EGR E5572 Exhaust

EEDF400-576 Adaptor EGR E576 Center Intake

EEDF400-577 Adaptor EGR E577 Center Exhaust

EEDF400-581 Adaptor EGR E581 Intake

EEDF400-591 Adaptor EGR E591 Center Intake

EEDF400-592 Adaptor EGR E592 Inside Exhaust

EEDF400-617 Invalid Part

EEDF400-621 Adaptor EGR E621 Hose Intake

EEDF400-622 Adaptor EGR E622 Center Exhaust

EEDF400-627 Adaptor EGR E627 3.08 B Center Exhaust

EEDF400-628 Adaptor EGR E628 Center Intake

EEDF400-631 Adaptor EGR E631 Round 5 Hole Intake

EEDF400-636 Adaptor EGR E636 Round Intake

EEDF400-637 Adaptor EGR E636 Round Intake

EEDF400-638 Adaptor EGR E637 Round Exhaust

EEDF400-639 Adaptor EGR E639 Hose Exhaust

EEDF400-641 Adaptor EGR E641 Hose Intake

EEDF400-642 Adaptor EGR E642 2.25 ID Hose Exhaust

EEDF400-651 Adaptor EGR 651 Round Intake

EEDF400-655 Adaptor EGR E655 Hose Intake

EEDF400-656 Adaptor EGR E656 IRR Trap

EEDF400-657 Adaptor EGR E657 Round Plug Exhaust

EEDF400-676 Adaptor EGR E676 Center Intake

EEDF400-677 Adaptor EGR E677 Center Exhaust

EEDF400-683 Adaptor EGR E683 SQ 4 Hole Exhaust

EEDF400-684 Adaptor EGR E684 OCT 2 Hole Intake

EEDF400-686 Adaptor EGR E686 Round 3.12 Intake

EEDF400-692 Adaptor EGR E692 SQ 4 Hole Intake



- Do not expose gasoline or fuel to flames or other sources of ignition
- Use only in well ventilated area
- Read safety precautions on pages W1 to W4

FUEL & ENGINE SYSTEMS: CYLINDER LEAKAGE



EEPV511

EEPV511 Vacuum Pressure Gauge Set

- Use for almost all basic vacuum pressure testing needs in the shop
- Perform engine vacuum tests on gasoline engines as well as exhaust back pressure tests on applications with an oxygen sensor
- Test vacuum accessories and emission control devices such as EGR valves canister purge systems, air switching and divert valves, vacuum delay and check valves, heater and A/C controls and cruise control systems
- Multicolor gauge face with scales of SAE, Hg, PSI, negative kPa and positive kPa



EEPV509

EEPV509 Cylinder Leakage Tester

- Input pressure gauge displays input air pressure for proper cylinder leakage test setup and accurate results
- Pressure gauge range is 0–100 PSI (0–700 kPa) in 2 PSI (20 kPa) increments
- Cylinder leakage gauge displays leakage as a percentage of input pressure with three distinctive zones of high, moderate and low



EEPV508

EEPV508 Automatic Transmission Pressure Gauge Set

- Includes: two gauge assemblies for high- and low-pressure ranges, nine adaptors to test a wide variety of US and import automatic transmissions, comprehensive instruction manual with applications table and storage case
- Four special fittings are also included for connection to hard-to-reach test ports in areas requiring a 45° or 90° angle
- High-pressure gauge assembly includes 3.5" diameter gauge and 10' flexible hose with fluid coupler
- Low pressure gauge assembly includes 2.5" diameter gauge and 6' flexible hose with fluid coupler

Set Contains:
EEPV508
EEPV507

Stock No.	Description		
EEPV5F-1	2" Pipe Nipple	•	•
EEPV5F-2	1/4" M x 1/8" F Hex Bushing	•	•
EEPV5F-3	3/8" M x 1/8" F Hex Bushing	•	•
EEPV5F-4	1/8" FNPT Coupling	•	•
EEPV5F-5	1/8" M x 1/8" F Street Elbow	•	•
EEPV5F-6	1/8"-28 BSPT	•	•
EEPV5F-7	M10 x 1.0 Tapered Thread	•	•
EEPV5F-8	M10 x 1.0 Adaptor	•	•
EEPV5F-9	M10 x 1.25 Adaptor	•	•
EEPV5F-10	M12 x 1.5 Adaptor	•	•
EEPV5F-11	M12 x 1.75 Adaptor	•	•
EEPV5F-12	M14 x 1.5 Adaptor	•	•
EEPV5F-13	M16 x 1.5 Adaptor	•	•
EEPV5F-14	M18 x 1.5 Adaptor	•	•
EEPV5F-15	5/16"-24 Adaptor	•	•
EEPV5F-16	7/16"-20 Adaptor	•	•
EEPV5F-17	1/16"-27 Adaptor	•	
EEPV5F-18	M8 x 1.0 Tapered Thread	•	
EEPV5F-19	M8 x 1.0 Adaptor	•	
EEPV5F-20	M8 x 1.25 Adaptor	•	
EEPV5F-0	Male Quick Connect Plug	•	•
EEPV5-BOOT1	Gauge Boot	•	•
EEPV5-100G	Pressure Gauge and Boot Assembly (100 PSI)	•	
EEPV5-BOOT2	Gauge Boot (500 PSI)	•	



EEPV507

EEPV507 Oil Pressure Gauge Set

- Use on diesel and gasoline engines
- Includes SAE and metric adaptors for cars, trucks, tractors and stationary engines
- Includes 0–100 PSI (0–700 kPa) gauge assembly



EEFI500A



EEFI500ACORE

EEFI Series Adaptor Sets

Set Contains:

Stock No.	Description	EEFI500A	EEFI500ACORE	EEFI500AADD
EEFI5001A	Gauge and Hose Assembly with Bleed-off Valve	•	•	
EEFI5001AP1	Gauge and Boot (only)	•	•	
EEFI5002	Standard Schrader Hose Assembly – Chrysler®, GM®, M-B®, Porsche®, Saab®, Saturn®	•	•	
EEFI5003	Small Schrader Hose Assembly – BMW®, Ford®, Jaguar®, Kia®, Lincoln®, Mazda®, Mercury®, Mini®, Volvo®, VW®	•	•	
EEFI5004	Standard Schrader Right Angle Adaptor – Chrysler®, GM®, M-B®, Porsche®, Saab®, Saturn®	•	•	
EEFI5005	Small Schrader Right Angle Adaptor – BMW®, Ford®, Jaguar®, Kia®, Lincoln®, Mazda®, Mercury®, Mini®, VW®, Volvo®	•	•	
EEFI5006	TEE Adaptor with 1/4, 5/16 and 3/8" diameter hoses and clamps – Chrysler®, Infiniti®, Isuzu®, Mazda®, Nissan®, Subaru®, Suzuki®	•	•	
EEFI5006-1	Replacement Hoses and Clamps	•	•	
EEFI5007	Spare Parts Service Kit for 5001–5006	•	•	
EEFI5008	Tee Hose Assembly – 3/8" Quick Connect	•		•
EEFI5009	3/8" Quick Connect Double Male – GM® vehicles	•		•
EEFI50010	5/8" Spring Lock Male – Ford®, Mazda® vehicles	•		•
EEFI50011	5/8" Spring Lock Female – Ford®, Mazda® vehicles	•		•
EEFI50012	5/16" Quick Connect Male – Acura®, Chrysler®, Ford®, Mazda®, Toyota® vehicles	•		
EEFI50013	5/16" Quick Connect Female – Acura®, Chrysler®, Ford®, Mazda®, Toyota® vehicles	•		•
EEFI50013-L	5/16" 90° Quick Connect Female – Chrysler®, Fiat®, Jeep®, VW®	•		•
EEFI50014	5/16" Male Hose Adaptor – BMW®, Chrysler®, Infiniti®, Nissan®, VW® vehicles	•		•
EEFI50015	5/16" Hose Adaptor – BMW®, Chrysler®, Infiniti®, Nissan®, VW® vehicles	•		•
EEFI50016	M14 x 1.5 Inverted Flare Male – Geo®, Infiniti®, Toyota® vehicles			
EEFI50017	M14 x 1.5 Inverted Flare Female – Geo®, Infiniti®, Toyota® vehicles			
EEFI50018	M14 x 1.5 Ball Seat Female – Audi®, Hyundai®, Jaguar®, Land Rover®, Porsche®, Volvo®, VW® vehicles	•		•
EEFI50019	M14 x 1.5 Ball Seat Male – Audi®, Hyundai®, Jaguar®, Land Rover®, Porsche®, Volvo®, VW® vehicles	•		•
EEFI50020	16 mm O-ring Adaptor – Hyundai®, Mitsubishi® vehicles	•		•
EEFI50021	11 mm O-Ring Adaptor – Infiniti®, Kia®, Mitsubishi®, Nissan®	•		•
EEFI50022	M12 x 1.0 Pulse Dampener Adaptor – Acura®, Honda® vehicles	•		•
EEFI50024	M12 x 1.25 Banjo Bolt Adaptor – Honda®, Hyundai®, Isuzu®, Lexus®, Toyota® vehicles	•		•
EEFI50025	M6 x 1.0 Filter Adaptor – Acura®, Honda® vehicles	•		•
EEFI50026	Spare part service kit for 5009–50025 adaptors	•		•
EEFI50027	1/4" Quick Connect Male – Acura®, Honda®	•		•
EEFI50028	1/4" Quick Connect Female – Acura®, Honda®	•		•
EEFI50030	Universal Fuel Pressure Adaptor			•
EEFI500A-PB	Plastic Storage Case	•	•	
EEFI500AZ	EEFI500A User Manual	•	•	

EEFI500A Master Fuel Pressure Kit

- Adaptors, 150 PSI gauge and case keep EEFI500A at the forefront of innovation
- User manual includes updated test connection illustrations and application charts
- Convenient lid label shows image of components, part numbers and applications for quick easy identification and storage
- Set contains a tee manifold with shut off valve, a 3-1/2" diameter gauge assembly with a blow down valve and the adaptors needed to test most fuel injection systems
- Dual scale gauge with increased range to 150 PSI/1,000 kPa. Increased range is necessary for newer vehicles utilizing higher pressures
- New 1/4" Male and Female Quick Coupler Fuel Adaptors. For testing pressure on newer Honda® 1.3 L, 1.5 L, 1.6 L, 1.8 L, and 2.0 L engines. Can expect to see expanded use on future models

- New 90-degree 5/16" Male Quick Coupler Adaptor. For testing on 2011–2014 Chrysler®, Dodge®, Jeep® and Volkswagen® applications with 3.2 L and 3.6 L engines
- Blow-molded case. New design reduced footprint by almost 25%. Incorporates innovative sliding lid design used on gauge family testing products
- Removable adaptor tray for easy transport to work area
- Fits in 4" drawer. Incorporates new handle for easy transport

EEFI500ACORE Basic Fuel Injection Pressure Gauge Set

- For basic fuel injection pressure service needs
- Individual components or the EEFI500AADD set can be purchased to build up to master set

EEFI50030 Universal Fuel Pressure Adaptor

- Allows owners of MT337, EEFI301 and EEFI307 series fuel pressure gauges to increase applications by using components from the EEFI500 master fuel injection pressure set



- Do not expose gasoline or fuel to flames or other sources of ignition
- Use only in well ventilated area
- Read safety precautions on pages W1 to W4

FUEL & ENGINE SYSTEMS: FUEL INJECTION



EEFI5CLEANER

General Purpose Fuel System Cleaners

EEFI5CLEANER Fuel Injection System Cleaner

- Cleans deposits from fuel injectors, fuel rail and intake valves to restore engine performance, lower emissions and smooth idle
- Canister style cleaner accepts preferred or required fuel injection system cleaner (sold separately)
- Check vehicle fuel pressure with right hand gauge and easily set cleaning pressure with the left hand gauge
- Stainless-steel braided Teflon® hose resists solvents
- Conveniently hangs under hood with center chain
- Compatible with EEFI500 series adaptors (sold separately)
- See user manual for vehicle make details

EEFI5CL-NOZ Intake Spray Atomizer Cleaner

- For use with the EEFI5CLEANER
- Delivering a better cleaning solution with a new 180° nozzle, the Intake Spray Atomizer Cleaner removes carbon deposits commonly found in vehicle intake systems, restoring drivability by allowing engines to breathe better



EEFI5CL-NOZ



EEDF500



EEDF501



EEDF502

Fuel Pressure Testers

EEDF500 Fuel Pressure Test Set

- Designed for testing diesel fuel pressure and vacuum on GM® 6.6 L Duramax® engines
- Gauge assembly includes a compound gauge with a 0–15 PSI (0–100 kPa) pressure plus 0–30 inHg vacuum scale and a protective rubber boot
- Long 6' flexible hose with quick coupler for fast and easy connection to the engine
- Convenient protective storage and carrying in a slide lid case that fits easily into a 4" drawer
- CE Approved

EEDF501 Fuel Pressure Test Set

- Designed for diesel fuel pressure and restriction testing on engines with Compucheck® test ports
- 3-1/2" compound gauge has a 0–15 PSI (0–100 kPa) pressure and 0–30 inHg vacuum scale
- 2-1/2" pressure gauge has a 0–300 PSI (0–2,000 kPa) scale in 10 PSI (50 kPa) increments
- Includes female Compucheck® quick coupler with 6' hose, pressure bleed off and quick connect for easy interchange of the two gauges
- Includes separate male Compucheck® test port for installation in vehicles without Compucheck® test ports
- Convenient protective storage and carrying in a slide-lid case that fits easily into a 4" drawer
- Technical Support: 1-866-713-6007

EEDF502 Fuel Pressure Test Set

- Developed with input from technicians on adaptor selection for 7.3 L, 6.7 L, 6.4 L and 6.0 L Ford® Power Stroke® engines
- 0–100 PSI gauge and hose assembly
- Low-pressure diesel-fuel delivery testing (lift pump)
- Correct fuel delivery and dynamic fuel pressure are crucial to having a properly running engine
- Helps prevent a lean condition that may cause burning of injectors or scorched cylinders
- Convenient protective slide-lid case that will fit in a 4" drawer for easy tool access
- Technical Support: 1-866-713-6007



FIH500



YA76462



IPK1180



A227

Specialty Service Tools

FIH500 Fuel Module Disconnect Tool (Blue-Point®)

- GM® fuel module disconnect tool for 1998 and later GM® full-size pickups, Suburban® and Tahoe® vehicles
- Two-piece design permits easy access to the connectors
- Fits both 3/8" and 5/16" connector sizes
- Tool segments can be clipped together for convenient storage

YA76462 Universal EFI Quick Probe (Blue-Point®)

- Quickly detects electronic fuel injector functions on any gas or diesel engine
- Specifically designed to detect vibrations emitted when electronic injector fires

- No hunting for injector wires to test at connector
- No need to remove injector for testing
- Includes: bright LED strobe, 7" removable probe tip, user guide, battery operation and sensitivity thumb wheel

IPK1180 Fuel Injector Puller

- Compact size allows for easy attachment and removal of the hard-to-reach injectors of the twin turbo V8 (N63) engine, reducing service time
- Easy to install on inline 6 and V8 (N63) engines, simply screw the tool on to the top of the injector, then with one or two taps with the slider, the injector will come out easily

A227 3/8" Drive 6-Point Metric 27 mm Fuel Pressure Sensor Socket

- For removing and installing fuel pressure sensors from fuel injection fuel rails under the intake
- Socket has an enlarged bolt clearance to fit over the sensor connector where a regular 27 mm socket will not work
- Overall length of socket is 2"
- Manufactured from the highest quality proprietary steel, providing optimum strength and durability
- Chrome/nickel alloy finish resists against rust and corrosion
- Snap-on® sockets using the Flank Drive® wrenching system grip the fastener on the flanks/flats which deliver 15–25% more turning power



YA997

Fuel Inlet/Fuel Filter Tools

YA997 2-1/4–2-9/16" Swivel Handle Fuel Filter Wrench (Blue-Point®)

- Designed to access hard-to-reach fuel filters
- Fits fuel filters 2-1/4"–2-9/16"

FLR630



FLR630 Fuel Tank Lock Ring Tool (Blue-Point®)

- Remove/install plastic fuel tank lock rings without damage
- Channel design on body allows legs to adjust from 4–7-1/2" while keeping drive centered
- Compact design prevents the tool from hanging over the work area and hitting other parts
- For newer, smaller GM® vehicles and vehicles with traditional size rings

FIH940



Fuel Pump Removal Tools

FIH940 Gas Tank Fuel Pump Removal Tool (Blue-Point®)

- Removes plastic fuel pump retaining rings
- Universal adjustable design fits most plastic retaining rings
- Prevents damage to original pump retaining ring
- Use with 1/2" drive extension and ratchet
- Use to reinstall old retaining ring



LCSS600



SHP7

SHP10



SLS516SO



SLS12SO



SLS38SO



SLSBANJOSO

Steel Line Stoppers

LCSS600 6 pc Line Clamp and Stopper Set

- Pliers used to pinch off flexible lines to prevent spills when disconnected
- Spring loaded handle and lock for easy one-hand application and release
- Two sizes to cover all hoses: Small 1/8" and 3/4"; Large 3/4" and 2-1/4"
- Stoppers used to seal steel lines once disconnected
- Spring loaded for quick install and removal
- Four sizes to suit 5/16", 3/8" and 1/2" pipe and banjo fittings
- Manufactured from strong lightweight fiber, reinforced with synthetic polymer offering extreme chemical resistance

SHP7 Hose Pinching Pliers

SHP10 Hose Pinching Pliers

SLS516SO 5/16" Steel Line Stopper

SLS38SO 3/8" Steel Line Stopper

SLS12SO 1/2" Steel Line Stopper

SLSBANJOSO Banjo Steel Line Stopper

LCSS600PB Blow Molded Case



LDTJT5

Disconnect Tools for Low Profile

Jiffy-Tite® Fittings

LDTJT5 Low-Profile Jiffy-tite® Disc Set (Blue-Point®)

- Disengages the line from Jiffy-tite® quick connect fittings without removal of the clip
- Teeth of the tool fit perfectly into tight tolerance of the connectors
- When rotated, it allows the line to be pulled without damage to the connector or retaining clip so they can be reused
- Includes new 3/4" size, making this the most comprehensive kit on the market
- Includes (5) disconnect tools (3/8, 1/2, 3/8-30°, 3/8-39° and 3/4")
- Includes storage case

LDTJT538 Low-Profile Jiffy-tite® 3/8" Disconnect Tool

LDTJT512 Low Profile Jiffy-tite® 1/2" Disc

LDTJT55830 Low Profile Jiffy-tite® 5/8"-30° Disc

LDTJT55839 Low Profile Jiffy-tite® 5/8"-39° Disc

LDTJT534 Low Profile Jiffy-tite® 3/4" Disc



- Plastic coated handle does not protect against electric shock
- Do not expose gasoline or fuel to flames or other sources of ignition
- Use only in well ventilated area
- Read safety precautions on pages W1 to W4

FUEL & ENGINE SYSTEMS: FUEL SYSTEMS



FID8838A

Injector Harness Testers

FID8838A Injector Harness Tester Set (Blue-Point®)

- Each tester plugs into solenoid harness to identify electrical or fuel system malfunctions
- Includes eight testers and injector harness extension
- Includes storage case

FID8320 Injector Harness Tester (Blue-Point®)

- Use on GM® TBI models 100, 200, 220, 300, 400 and 500 used on various cars and trucks

FID8329 Injector Harness Tester (Blue-Point®)

- Use on Bosch® PFI injectors used on various GM®, Ford® and Chrysler® vehicles with PFI

FID8339 Injector Harness Tester (Blue-Point®)

- Use on GM® Multec® 1 injectors and the “bottom feed” injectors used on 2.2 L 4-cylinder “J” and “L” cars from 1989–1993

FID8340 Injector Harness Tester (Blue-Point®)

- Use on GM® SCPI truck engines 4.3 L V6, 5.0 L V8, and 5.7 L V8 (1996 and later) plus 4.8 L V8, 5.3 L V8, and 6.0 L V8 (1999 and later)

FID9210 Injector Harness Tester (Blue-Point®)

- Designed for Geo TBI systems (1992 and later)

FID8838A1 Injector Harness Tester (Blue-Point®)


- Use on GM® Multec® 2 injectors found in 1999 and later 2.4 L 4 cylinder engines in Oldsmobile® Intrigue and Cutlass, Chevrolet® Cavalier and Malibu® and Pontiac® Sunfire® vehicles

FID8838A2 Injector Harness Tester (Blue-Point®)

- Use on Bosch® 2 injectors used in 2000 and later Cadillac® 4.6L V8 engines and Oldsmobile® 4.0L V8 engines
- in 2000 and later Cadillac®
- 4.6 L V8 engines and Oldsmobile® 4.0 L V8 engines

FID8838A3 Injector Harness Extension (Blue-Point®)

- Injector harness extension line for all FID Series Injector Harness Testers
- Use when the injector is in a lower position in the manifold or cylinder head



Fuel Line Disconnect Tools

Fuel Line Coupling Release Tool Sets.

- Designed to service special quick connect couplings found on fuel feed and return lines located at the engine

FDT50 Fuel Line Disconnect Set

- One bent tool and one straight tool provides versatility when servicing VOSS Type 3/8" fuel line connectors
- One bent tool and one straight tool provides versatility when servicing the fuel line connectors
- Tools are .100 thick allowing for increased access
- Spreader dimension is .806"

FDT501 Cummins® Flat Thin Disconnect Tool

- Designed to release the fuel line connectors on the Cummins® ISB, ISC, ISL, QSC8.3 and QSL9 engine family
- Tools work on the low pressure lines of the Cummins® engines
- Tools are .100 thick allowing for increased access
- Spreader dimension is .806"

FDT502 Cummins® Thin Formed Disconnect Tool

- Designed to release the fuel line connectors on the Cummins® ISB, ISC, ISL, QSC8.3 and QSL9 engine family
- Tools work on the low pressure lines of the Cummins® engines
- Tools are .100 thick allowing for increased access
- Spreader dimension is .806"

FDT60 Fuel Line Disconnect Set

- Tools designed to release the fuel line connectors on the Cummins® ISB and ISX engine family
- Works on low pressure lines around the engine and chassis
- Measures .250 in thickness and includes one bent tool and one straight tool for versatility when servicing Cummins® engines
- Compressing dimension is .918"

FDT601 Flat Cummins® Fuel Line Disconnect Tool

- Tools designed to release the fuel line connectors on the Cummins® ISB and ISX engine family
- Works on low pressure lines around the engine and chassis
- Measures .250 in thickness and includes one bent tool and one straight tool for versatility when servicing Cummins® engines
- Compressing Dimension .918"

FDT602 Formed Cummins® Fuel Line Disconnect Tool

- Tools designed to release the fuel line connectors on the Cummins® ISB and ISX engine family
- Works on low pressure lines around the engine and chassis
- Measures .250 in thickness and includes one bent tool and one straight tool for versatility when servicing Cummins® engines
- Compressing Dimension .918"

FDT70 Fuel Line Disconnect Set

- Tools designed to release the VOSS Type 1/2" fuel line connectors on the Cummins® ISB, ISC, ISL, QSC 8.3, and QSL9 engine family
- Works on low pressure lines around the engine and chassis
- Measures .100 in thickness and includes one bent tool and one straight tool for versatility when servicing Cummins® engines
- Spreader Dimension 1.115"

FDT701 Flat Cummins® Fuel Line Disconnect Tool

- Tools designed to release the VOSS Type 1/2" fuel line connectors on the Cummins® ISB, ISC, ISL, QSC 8.3 and QSL9 engine family
- Works on low pressure lines around the engine and chassis
- Measures .100 in thickness and includes one bent tool and one straight tool for versatility when servicing Cummins® engines
- Spreader Dimension 1.115"

Fuel Line Disconnect Tools

Fuel Line Coupling Release Tool Sets.

- Designed to service special quick connect couplings found on fuel feed and return lines located at the engine

FDT702 Formed Cummins® Fuel Line Disconnect Tool

- Tools designed to release the VOSS Type 1/2" fuel line connectors on the Cummins® ISB, ISC, ISL, QSC 8.3, and QSL9 engine family
- Works on low pressure lines around the engine and chassis
- Measures .100 in thickness and includes one bent tool and one straight tool for versatility when servicing Cummins® engines
- Spreader Dimension 1.115"



FDT702

LDT3730 Fuel and A/C Line Disconnect Pliers (Blue-Point®)

- Unique design provides extra leverage when disconnecting quick connect couplings on AC and fuel lines
- Works in conjunction with 5/16, 3/8 or 1/2" adaptors from the ACT1370 or LDT6 disconnect sets
- Pliers forks have different sized openings so the tool can be turned around to fit single or two step collar designed connector lines
- Can also be used to reconnect stubborn lines or connections that are in hard-to-reach areas



LDT3730



LDT40

LDT40 Master Disconnect Set (Blue-Point®)

- Works great on quick connect, spring lock, quick coupler, Jiffy-tite® and other fittings
- Disconnect tools for fuel line quick connect and spring lock couplings, air conditioning line couplings, transmission oil cooler line connectors and clutch couplings
- Couplers for all major US and import brands of vehicles and light trucks
- Includes storage case

LDT8 Master Disconnect Set (Blue-Point®)

- For spring lock and quick disconnect couplings used on air conditioning and fuel lines on Ford®, GM® and Chrysler® vehicles

LDTF2 Fuel Line Disconnect Tool (Blue-Point®)


- Disconnect the fuel line from the fuel filter on 5.3 L Suburban®, Tahoe®, Yukon®, Avalanche® plus select Silverado® and Sierra® vehicles
- Can be used on other Flex Fuel systems



LDTF2



LDT8



YA2850A



YA965A



SHP10



SHP2KT

Shut-offs/Hose Pinching Pliers

YA2850A Hose Pinchers (Blue-Point®)

- For diagnosing problems that require rubber or plastic fuel, vacuum and air lines to be temporarily closed
- Effectively seals lines without disconnecting
- Set of two

YA965A Hose Pinching Pliers (Blue-Point®)

- Eliminates need to drain cooling system when repairing thermostat or water pump
- Use to pinch off emission control hoses, flexible brake lines and rubber hose fuel lines
- Jaws swivel for positive clamping

HCP3KT 3 pc Hose Pinching Pliers Set (Blue-Point®)

- Includes (3) hose pinching pliers (6, 7 and 10")
- Includes storage pouch

SHP7 Hose Pinching Pliers

- Use to pinch off flexible lines to prevent spills when disconnected
- Spring loaded handle and lock for easy one hand application and release
- Manufactured from strong, lightweight fiber reinforced synthetic polymer with extreme chemical resistance
- Use for small lines: 1/8" (3 mm) to 3/4" (19 mm)

SHP10 Hose Pinching Pliers

- Use to pinch off flexible lines to prevent spills when disconnected
- Spring loaded handle and lock for easy one hand application and release
- Manufactured from strong, lightweight fiber reinforced synthetic polymer with extreme chemical resistance
- Use for large lines: 3/4"-2-1/4" (19-57 mm)

SHP2KT Hose Pinching Pliers Set

- Use to pinch off flexible lines to prevent spills when disconnected
- Spring loaded handle and lock for easy one hand application and release
- Manufactured from strong, lightweight fiber reinforced synthetic polymer with extreme chemical resistance
- Use SHP7 for small lines: 1/8"-3/4" (3-19 mm)
- Use for large lines: 3/4"-2-1/4" (19-57 mm)



- Plastic coated handle does not protect against electric shock
- Do not expose gasoline or fuel to flames or other sources of ignition
- Use only in well ventilated area
- Read safety precautions on pages W1 to W4

OXYGEN AND FUEL SENSOR TOOLS



GANM27

Fuel Sensor Wrenches

GANM27 Fuel Sensor Wrench

- Use to remove the high-pressure fuel sensor on the 3.6 FSI engine found on the VW® Touareg® and CC models plus Audi® Q7
- 12-point crowfoot socket engages every 30° for better access in restricted areas
- Special alloy steel provides the highest match of strength and durability
- 3/8" drive, 27 mm

FUEL & ENGINE SYSTEMS: OXYGEN AND FUEL SENSOR TOOLS



S6176

Sensor Tools

S6176 1/2" Drive Metric 22 mm Oxygen Sensor Socket

- For service on most Nissan®, Mazda®, Honda® and Acura® vehicles
- Slotted side clears projections
- 3-7/8" long



S6150

S6150 1/2" Drive 7/8" 12-Point Oxygen Sensor Crowfoot Wrench

- Special crowfoot wrench design provides strength necessary for removal/installation
- 12 point, 7/8" wrench size, 1/2" drive
- Nickel-chrome finish



S6154

S6154 1/2" Drive 22 mm 12-Point Oxygen Sensor Wrench

- For use on oxygen sensors on 2007 Acura® RDX®
- 12-point wrench opening, 1/2" drive
- Nickel-chrome finish
- 22 mm



SWR1A

SWR1A Oxygen Sensor Wrench


- Designed for all oxygen sensors with a 7/8" hex
- Flex-head offers essential clearance for removal/installation of oxygen sensors when sensor is positioned upward and inward to the floorboard or when leverage is needed around an exhaust pipe
- Ford® Contours® and 4.6 L and 5.4 L Ford® Modular engines used in trucks and SUVs have this application
- Other applications include 7/8" and 22 mm knock sensors used on midsize trucks, SUVs and vans
- Flank Drive® wrenching system for greater applied torque
- Chrome finish for easy cleanup and protection against corrosion
- Compact, low clearance head
- Overall length: 10-3/4". Hex: 7/8" 6-point. Head diameter: 1-9/16"
- Slot width: 1-5/16"



SWR2

SWR2 Oxygen Sensor Socket

- For oxygen sensors located in the exhaust manifolds of 1981 and later cars and light trucks, including VW®
- 3/8" drive with 7/8" hex size
- 1/2" opening for easy access to oxygen sensor
- Flank Drive® wrenching system for greater applied torque with less effort
- Ball detent in square drive for secure retention
- Industrial finish



SWR102

SWR102 Oxygen Sensor Wrench Set

- SWR1 and SWR2 (2 pc) in storage tray

Sensor Tools

YA1239 Dual Drive Oxygen Sensor Wrench (Blue-Point®)

- 1/2 and 3/8" drive
- Attach 1/2" breaker bar on the end of the tool to initially loosen stuck sensors, use a 3/8" ratchet on the top for fast removal and installation
- Fits oxygen sensor applications with a heat shield
- Slotted body allows clearance for wire harness
- Forged, heat-treated steel with 6 point design will withstand high torque removal applications



YA1239

YA9385 Oxygen Sensor Socket (Blue-Point®)

- Use to install and remove oxygen and vacuum sensors on most US and import vehicles
- Can be used with impact wrench
- 1-1/4" external hex; 19/32 x 2-3/4" slot to clear obstructions, 22 mm, 1/2" drive
- Black industrial finish



YA9385

YA9375B Oxygen Sensor Wrench (Blue-Point®)

- For oxygen sensors on GM® LT1 and LT5 5.7 L V8 engines
- Further applications on 2007 and later Harley-Davidson® motorcycles
- Eliminates need to unhook exhaust system when removing or reinstalling oxygen sensor
- 3/8" drive with 2-1/8" hex size
- Industrial finish



YA9375B

YA6675B Shielded Oxygen Sensor Socket (Blue-Point®)

- Designed to remove and replace "can" type shielded oxygen sensors currently found on model Toyota® and Lexus® vehicles (excluding 2004 and later four cylinder engines) and 2007 and later Mazda® vehicles that have a heat shield around the oxygen sensor
- The depth and outer diameter of the socket are critical features enabling it to fit in the limited space of the heat shield
- Features a 12-point double hex enabling the technician twice the number of clock angle attachment positions versus a 6-point design
- Forged for maximum strength



YA6675B

YA6775 Oxygen Sensor Wrench (Blue-Point®)

- Designed for use with most oxygen sensors no matter what size electrical connectors they have
- Double sided design, 6 and 12 point configuration
- Pivoting handle design allows positive leverage in confined areas



YA6775

EMSM1222 1/2" Drive Metric 22 mm Sensor Socket

- Manufactured from special steel with higher alloy content
- Industrial finish helps protect against corrosion
- Precision machined and heat treated for optimum strength and durability
- Socket is 1/2" drive and is used on NOx sensors on particular GM® and Ford® vehicles



EMSM1222

EMSM1230 1/2" Drive 30 mm Sensor Socket

- Manufactured from special steel with higher alloy content
- Industrial finish helps protect against corrosion
- Precision machined and heat treated for optimum strength and durability




EMSM1230



- Do not use "cheater bars" on handles
- Do not use chrome or industrial finish hand tools with impact drivers
- Read safety precautions on pages W1 to W4

FUEL & ENGINE SYSTEMS: CARBURETOR



Carburetor Adjustment Tools

2006IT Carburetor Adjusting Set

- Includes: S6137E, S6138E, S6139, TM64, TM83A, TM85

S6137E Idle Adjusting Hex Head Driver

- For 1978 and later Chrysler® vehicles
- 3/32" hex driver is 1-9/16" long
- Nickel-chrome finish socket
- 7/16" OD
- 1/4" drive industrial finish bit

S6138E Idle Adjusting Driver

- For Ford® feedback carburetors
- 7/16" OD, 1/4" drive
- Bit has a 3/16 x 1/32" flat tip, 2" long
- Nickel-chrome finish socket, industrial finish bit

S6139 Double D Carburetor Adjusting Socket

- For 1978 and later GM® idle adjusting screw
- OD drive end is 7/16"
- Nickel-chrome finish
- 3.5 mm across flats
- 1/4" drive
- 13/16" long

TM64 Rigid Adjusting Tool

- Rigid elbow bend rather than flexible feature
- Use with carburetor drivers for making carburetor and point adjustments
- Rigid shaft
- Overall length is 18-1/4, 1/4" drive

TM65 Flexible Adjusting Tool

- Flexible shaft end for working in restricted areas
- Overall length is 19-3/4, 1/4" drive
- Ideal for working in tight spaces when servicing window type distributors
- Knob markings allow for counting turns

TM615 1/4" Drive Flexible Driver

- Designed for carburetor work, this driver can also access buried distributors
- 1/4" drive at the end of a tough but flexible spring steel shank
- 18-5/8" long
- For low torque applications
- Ideal to access buried adjusting screws

TM83A Recessed Blade Carburetor Screwdriver

- 1/4" drive
- Use with TM64 or TM65 and other 1/4" square drive handles
- Blades are recessed in outer socket wall to self center
- Nickel-chrome finish
- 3/8 x 1/32" blade

TM84 Recessed Blade Carburetor Screwdriver

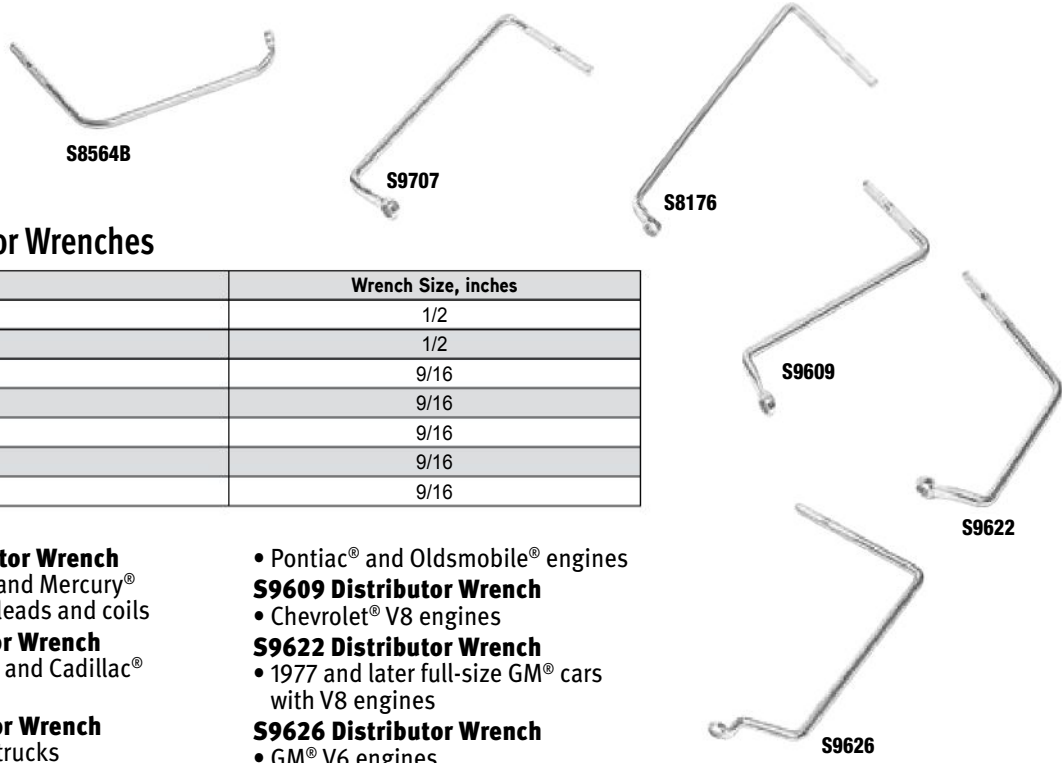
- 1/4" drive
- Use with TM64 or TM65 and other 1/4" square drive handles
- Blades are recessed in outer socket wall to self center
- Nickel-chrome finish
- 7/16 x 1/32" blade

TM85 Recessed Blade Carburetor Screwdriver

- 1/4" drive
- Use with TM64 or TM65 and other 1/4" square drive handles
- Blades are recessed in outer socket wall to self center
- Nickel-chrome finish
- 9/32 x 1/32" blade for adjusting late model Quadrajét carburetors

TAM3E Metric Hex Head Driver

- Use to make carbon monoxide adjustments on 1976 Dasher®, 1974–1976 Audi® and Volvo®, and 1975 and 1976 Fiat® and Saab® vehicles
- 3 mm bit size, 1/4" drive
- 6-7/8" long
- Nickel-chrome finish



SAE Distributor Wrenches

Stock No.	Wrench Size, inches
S8564B	1/2
S9707	1/2
M3515	9/16
S8176	9/16
S9609	9/16
S9622	9/16
S9626	9/16

S8564B Distributor Wrench

- Ford®, Lincoln® and Mercury® engines; clears leads and coils

S9707 Distributor Wrench

- Ford®, Mercury® and Cadillac® engines

M3515 Distributor Wrench

- GM® V6 and V8 trucks

S8176 Distributor Wrench

- Pontiac® and Oldsmobile® engines

S9609 Distributor Wrench

- Chevrolet® V8 engines

S9622 Distributor Wrench

- 1977 and later full-size GM® cars with V8 engines

S9626 Distributor Wrench

- GM® V6 engines



S6134

Metric Distributor Wrenches

S6134 Metric Distributor Wrench

- 1982 and later Cadillac® 4.1 L V8 engines, GM® 2.8 L V6 engines, and 1985 VW® Golf® engines
- 15 mm



TM63A

Drivers

TM63A 1/4" Drive Flexible Driver

- 1/4" drive at the end of a tough but flexible spring steel shank
- For low torque applications
- 9-3/16" long

Stock No.	A	B	C
TM63A	1/4	4-21/32	9-3/16



ACD12B

Cleaning Brushes

ACD12B Distributor Cleaning Brush (Blue-Point®)

- Wire brush cleans terminal connections on distributors and coils
- 5-1/4" long with a 4" long handle
- Wire diameter is .012"

Ignition Testers



IT100

IT100 Ignition Tester

- For standard ignition systems
- Check for spark without removing spark plug from engine
- Testers attach to spark plug lead and spring clip attaches to appropriate ground



ITHE100

ITHE100 Ignition Tester

- Use for HEI systems
- Check for spark without removing spark plug from engine
- Tester attaches to spark plug lead and spring clip attaches to appropriate ground



YA6465

Ignition Tools

YA6465 1/2" Drive Hex Ford® Ignition Modular Wrench (Blue-Point®)

- Use to remove 7/32" (5.5 mm) hex retainer bolts on Ford® ignition modules
- 1/2" hex drive



- Do not use "cheater bars" on handles
- Do not use chrome or industrial finish hand tools with impact drivers
- Read safety precautions on pages W1 to W4

From MIG and TIG welders, plasma cutters or oxygen-acetylene torch kits to protective safety gear and other accessories, Snap-on® has you covered.

A FUSION OF PERFORMANCE, DURABILITY AND SAFETY.

Higher-duty cycles and wider amperage ranges let you weld thicker metal such as steel, aluminum and stainless steel — for a longer period of time — than other machines. They last longer, too, thanks to features like copper-on-copper transformer construction, metal wire feeder assemblies and integral cooling fans. We even make operation safer and more comfortable with a wide range of welding helmets, gloves and protective sleeves.



SNAP-ON® MUSCLE MIG/MIG WIRE FEED WELDERS

Snap-on® 230 V MIG Welders

Snap-on® MIG Welders have higher duty cycles at maximum amperage providing added weld times and performance that surpasses the competition. Ideal for many applications including automotive repair, collision, heavy duty truck, farm and metal fabrication shops. Added capabilities include a detachable feeder assembly, spot stitch (some models), along with the optional TIG accessory and aluminum spool gun packs.

Wire feed assembly, constructed of precision machined-cast aluminum, features all metal gearing and 800 in/min delivery for consistent wire speeds

Capacitor bank and diode set delivers consistent voltage and industry-leading smooth arc characteristics

All copper wound, tapped transformer features Nomex® insulation and bolted laminations to provide precise voltage control and repeatable welds



Snap-on® 230 V MIG Welders

Specifications	MIG220	MM250SL	MM350XL
Output Amperage Max (amps)	220	270	350
Duty Cycle Rating	60% @ 185 A	100% @ 185 A	100% @ 300 A
Welding Capacity, Single Pass (in)	5/16	3/8	1/2
Voltage Settings – MIG/TIG	12/4	8/4	8/4
Spot-Stitch	No	Yes	No
Detachable Feeder	No	Yes	Yes
Wire Size (inches)	0.023–0.045	0.023–0.045	0.023–0.063
Torch Length (ft)	10	10	12
Feeder Cable Length (ft)	N/A	15	15
Ground Cable Length (ft)	10	15	25
Power Input Cable Length (ft)	20	20	20
Input Voltage	208/230 V AC, 50/60 Hz 1-ph	208/230 V AC, 50/60 Hz 1-ph	208/230 V AC, 50/60 Hz 1-ph
Input Amperage (recommended)	26/24	26/24	46/42
Gas Regulator-Flowmeter	Yes	Yes	Yes
Warranty*	2 Years	2 Years	2 Years

*Does not include cable or torch.



- Wear face shield and protective clothing while welding and cutting
- Do not allow bystanders while welding and cutting
- Read safety precautions on pages W1 to W4

SNAP-ON® MUSCLE MIG/MIG WIRE FEED WELDERS

Snap-on® MIG welders can be used as straight polarity with shielding gas or reverse polarity without shielding gas for flux cored wire. MIG135 is compact and portable for use on the worksite.



Snap-on® 115 Volt MIG Welders

Specifications	MIG135	MIG140	MM140SL
Output Amperage Max (amps)	135	140	140
Arc Voltage (VDC)	15–18.3	14–26	14–26
Open Circuit Voltage (VDC)	16–24	16–34	18–33
Duty Cycle Rating	20% @ 90 A	60% @ 140 A	100% @ 140 A
Spot-Stitch	No	No	Yes
Welding Capacity, single pass (inches)	3/16	1/4	1/4
Detachable Feeder	No	No	Yes
Ground Cable Length (ft)	8	10	15
Power Input Cable Length (ft)	6	20	20
Input Voltage	115 V AC, 50/60 Hz 1-hp	115 V AC, 50/60 Hz 1-ph	115 V AC, 50/60 Hz 1-ph
Input Amperage (recommended)	20	30	15
Gas Regulator-Flowmeter	Regulator	Yes	Yes
Dimensions (WxDxH, inches)	13 x 19 x 18.3	14-1/2 x 26.3 x 32.3	14-1/2 x 26.3 x 32.3
Warranty*	2 Years	2 Years	2 Years

*Does not include cable and torch

TECHNICAL SUPPORT 1-800-ABC-WELD

ACCESSORIES – MIG WELDERS

MIG Welders/Accessories

Image	Stock No.	Description (Chart)	MM140SL	MM250SL	MM350XL	MIG220	MIG140
	MHG5A	Aluminum Spool Gun Converts welders listed to aluminum welding	n/a	n/a	n/a	opt	opt
	MHG5B	Aluminum Spool Gun Converts welders listed to aluminum welding	opt	opt	opt	n/a	n/a
	CKSTP2125A	DC TIG Pack Adds DC TIG welding capability for welding ferrous metals	n/a	n/a	n/a	opt	opt
	FLEXTIG25	DC TIG Pack Adds DC TIG welding capability for welding ferrous metals	opt	opt	opt	n/a	n/a
	CKS2TK	Twin Cylinder Rack Converts models listed to carry two cylinders	n/a	opt	std	opt	n/a
	CKS15FN1030	Flexible Neck Torch Flexible neck torch for welding exhaust systems	opt	opt	opt	opt	opt



Synergic MIG Welders

- Easy to read LCD display panel and single-knob for selection and adjustments
- Multiple synergic curves allow you to weld a variety of materials and thicknesses
- Preset synergic curves automatically provide the most optimal parameters for each individual situation
- Individual welding parameters and preset by material, thickness, wire type and size along with shielding gas type
- LCD screen shows welding parameters such as current, voltage, recommended thickness, wire speed and wire diameter
- Machine automatically sets heat, wire speed for multiple material thicknesses
- Spot weld and pause features with adjustable on time
- Faster set up time and reduced production times
- Adjustable arc length, inductance, burnback and soft arc starting

MIG160i Synergic MIG Welder

- Inverter-style wire feed synergic MIG welder with standard steel torch
- MIG welding of steel, stainless-steel and MIG brazing of high-strength and Boron steels
- Welds 5356 and 4047 aluminum with optional aluminum torch
- Complete with regulator-flowmeter

MIG225i Dual Torch Pulse Synergic MIG Welder

- Inverter-style wire feed synergic MIG features two torches allows for quick changeover time from steel to aluminum
- Welds 5356, 4047 and 5554 aluminum with push-pull torch (standard equipment) that includes a fine current adjustment button
- Aluminum push-pull torch is longer for increased accessibility around the vehicle and contains a drive roller to eliminate wire binding
- MIG welding of steel, stainless-steel and MIG brazing of high-strength and Boron steels with standard steel torch
- Complete with running gear, two regulator-flowmeters and the capability to store two separate gas bottles

MIG185i Pulse Synergic MIG Welder

- Inverter-style wire feed synergic MIG welder with standard aluminum torch
- Welds 5356 and 4047 aluminum with standard aluminum torch
- MIG welding of steel, stainless-steel and MIG brazing of high-strength and Boron steels with optional steel torch
- Complete with regulator-flowmeter

Common to MIG225i and MIG185i:

- Includes pulse technology for welding thinner materials without warpage, burn-through or post production cleanup
- Selectable start mode includes a trigger control for Start Current, Slope Time and Crater Fill options
- Hot start option increases current at the beginning of the weld cycle to ensure adequate penetration
- Slope time adjustment controls the amount of time full current is present between Hot Start and Crater Fill options
- Crater fill selection allows user to finish the weld cycle by filling in the weld puddle and eliminates pinholes

Specifications	MIG160i	MIG185i	MIG225i
Power Output, A	20–160	20–185	20–225
Duty Cycle/Rated Output, A	100 @100%	110 @100%	120 @100%
Standard Torch Configuration	Steel	Aluminum	Aluminum/Steel
Ground Cable Length, ft	10	10	11.5
Power Input Cord Length, ft	9	9	9
Power Input, VAC	230	230	230
Input Current, A	20	24	26
Power input, Hz (Single Phase)	50/60	50/60	50/60
Height, in	15	15	38
Width, in	8	8	23
Depth, in	6	18	36
Optional Torch (Steel)	—	MIG1855	—
Optional Torch (Aluminum)	MIG1606	—	—
Machine Weight, lb	24	30	150
Shipping Weight, lb	28	34	176

*Does not include cable and torch

TECHNICAL SUPPORT 1-800-ABC-WELD



- Wear face shield and protective clothing while welding and cutting
- Do not allow bystanders while welding and cutting
- Read safety precautions on pages W1 to W4

PARTS AND CONSUMABLES



CKS15TG1025



CKS25SG1035



CKSGRFM

Parts and Consumables – MIG Welders

Stock No.	Description	MIG140	MIG220	MM140SL	MM250SL	MM350XL
CKS15TG1025	10' Cable and MIG Welding Torch (.025" wire)	opt	opt	opt	opt	—
CKS15TG1030	10' Cable and MIG Welding Torch (.030" wire)	std	opt	std	opt	—
CKS15TG1035	10' Cable and MIG Welding Torch (.035" wire)	opt	std	opt	std	—
CKS25SG1035	10' Cable and MIG Welding Torch (.035" wire)	opt	opt	opt	opt	—
CKS15TG1230	12' Cable and MIG Welding Torch (.030" wire)	opt	opt	opt	opt	—
CKS15TG1235	12' Cable and MIG Welding Torch (.035" wire)	opt	opt	opt	opt	—
CKS35XL1235	12' Cable and MIG Welding Torch (.035" wire)	—	—	—	—	std
CKS35XL1245	12' Cable and MIG Welding Torch (.045" wire)	—	—	—	—	opt
CKS15TG1535	15' Cable and MIG Welding Torch (.035" wire)	opt	opt	opt	opt	—
CKS35XL1535	15' Cable and MIG Welding Torch (.035" wire)	—	—	—	—	opt
CKS35XL1545	15' Cable and MIG Welding Torch (.045" wire)	—	—	—	—	opt
CKSM103LB	Cable and MIG Welding Torch Liner (.020-.030" wire)	std	opt	std	opt	—
CKSM123LB	Cable and MIG Welding Torch Liner (.020-.030" wire)	opt	opt	opt	opt	opt
CKSM104LN	Cable and MIG Welding Torch Liner (.030-.045" wire)	opt	std	opt	std	—
CKSM124LN	Cable and MIG Welding Torch Liner (.030-.045" wire)	opt	opt	opt	opt	std
CKSM3TN50	1/2" Adjustable Nozzle	std	std	std	std	—
CKSM6B	Insulated Nozzle Bushing	—	—	—	—	std
CKSM3T2510	Contact Tip (.025" wire)	opt	opt	opt	opt	opt
CKSM3T3010	Contact Tip (.030" wire)	std	std	std	std	opt
CKSM3T3510	Contact Tip (.035" wire)	opt	opt	opt	opt	std
CKSM3T4510	Contact Tip (.045" wire)	opt	opt	opt	opt	opt
CKSM6D	Gas Diffuser	—	—	—	—	std
CKSM3TD	Gas Diffuser	std	std	std	std	—
CKSGRFM	Flowmeter Regulator	std	std	std	std	std
CKSM5C62	Nozzle Cup	—	—	—	—	std
CKSM3TB2	Insulator (2) with O-Ring (6)	std	std	std	std	—
CKSM3TBR3	O-Rings 3 Pack	std	std	std	std	—

std = Standard opt = Optional
 TECHNICAL SUPPORT 1-800-ABC-WELD

Snap-on® MIG Welder Consumable Kits

Contains a selection of parts to repair Snap-on® MM series, MIG220, MIG140, YA212AIND and FM140A welders along with MHG series spoolguns.

CKSMPK1 MIG Welder Parts Kit

- Standard MIG consumables such as contact tips, O-rings, nozzles, insulator and diffuser

CKSMPK10 MIG Welder Master Parts Kit

- Contains CKSMPK1 contents along with additional parts for aluminum spool guns



CKSMPK1



CKSMPK10

Portable MIG Welder Parts and Consumables

Stock No.	Description	MIG125	MIG135
CKSGR115	Regulator	std	std
MIG023	Contact Tip (.023), 10 ea.	std	std
MIG030	Contact Tip (.030), 10 ea.	opt	opt
MIG035	Contact Tip (.035), 10 ea.	opt	opt
MIG1151	Tapered Nozzle	std	std
MIG1152	Spot Weld Nozzle	opt	opt
MIG1153	Steel Liner	std	std
MIG1154	Nozzle Spring	std	std
MIG1155	9 ft Cable and Torch	—	std
MIG1156	Diffuser	std	std
MIG1157	Teflon® Liner for aluminum wire)	opt	opt
CKS8124700	6 ft Cable and Torch	std	—

std = Standard opt = Optional

Aluminum Spool Gun/Parts and Consumables

Stock No.	Description	MHG5A	MHG5B
CKSM5C62	Nozzle Cup	std	std
CKSM5NB	Nozzle Body	std	std
CKSM5B	Insulated Nozzle Bushing	std	std
CKSM35NA62	Nozzle Assembly	std	std
CKSM35D	Gas Diffuser	std	std
CKSMGT2510	Contact Tip (.025) 10 ea.	std	std
CKSMGT3510	Contact Tip (.035) 10 ea.	std	std
CKSMGT36410	Contact Tip (3/64) 10 ea.	opt	opt
CKS404330	Aluminum Wire (Size .030) 1 lb	opt	opt
CKS404335	Aluminum Wire (0.035) 1 lb	std	std
CKS4043364	Aluminum Wire (Size 3/64") 1 lb	opt	opt

std = Standard opt = Optional

TIG Pack/Parts and Consumables

Stock No.	Description	CKSTP2125A	FLEXTIG25
CKS3T332	Tungsten 3", size 1/16"	std	std
CKS3C332	Collet for 3/32" Tungsten	std	std
CKS3T116	Tungsten 3" – size 1/16"	—	std
CKS3C116	Collet for 1/16" Tungsten	—	std
CKS3T418	Tungsten 3" – size 1/8"	std	opt
CKS3C418	Collet for 1/8" Tungsten	std	opt
CKS3CB116	Collet Body for 1/16" Tungsten	—	std
CKS3CB332	Collet Body for 3/32" Tungsten	std	std
CKS3CB418	Collet Body for 1/8" Tungsten	std	opt
CKSTIGSHARP	Chemical Tungsten Sharpener	opt	opt

std = Standard opt = Optional



Snap-on® TIG Welder Accessories/Consumables

Stock No.	Description	TIG130i	TIG150i	TIG255i
TIGINVFS	Remote Foot Switch	—	std	std
CKSGRFM	Flowmeter Regulator	std	std	std
TIG130GCA	Ground Cable Complete	std	—	—
TIG130TA	Torch Assembly	std	—	—
TIG150GCA	Ground Cable Complete	—	std	std
TIG150TA	Torch Assembly	—	std	—
TIG255TA	Torch Assembly	—	—	std
CKSKITTIG250	Consumable Kit	std	std	std
TIGINVRAD	Clip On Torch Amperage Control	—	opt	opt
TIG250FP	Remote Amperage Control	—	—	—
TIGINVFP	Foot Pedal Amperage	—	opt	opt
TIG250EH	Stick Electrode Holder	—	opt	opt
TIG250HC25	Leather Cable Cover	—	opt	opt
TB60	Tote Bag	opt	—	—
TIG130EH	Stick Electrode Holder for TIG130i	opt	—	—

std = Standard opt = Optional
TECHNICAL SUPPORT 1-800-ABC-WELD



- Wear face shield and protective clothing while welding and cutting
- Do not allow bystanders while welding and cutting
- Read safety precautions on pages W1 to W4

TIG WELDERS

Snap-on® TIG Welders

Common to TIG150i and TIG255i

- Welding Process Versatility: select between AC TIG, DC TIG or Stick Electrode welding options
- AC or DC TIG Functionality: Choose between TIG modes for non-ferrous metals using AC TIG, or for ferrous metals using DC TIG
- Amperage Control: fine adjustment range to weld extremely thin materials to maximum thicknesses
- TIG 2 or 4 stage continuous and pulse modes
- AC Balance Adjustment: penetration, balanced and cleaning
- Pulse and background amperage adjustment
- AC frequency adjustment
- Upslope/Downslope as well as post as flow adjustment
- High frequency/scratch starting modes



TIG130i



TIG150i



TIG255i

Specifications	TIG130i	TIG150i	TIG255i
Torch	Gas Cooled	Gas Cooled	Water Cooled
Input Voltage, V AC	115/230	208/230	208/230
Input Current, A	15/20	30	30
Output Current, A	10–110/10–130	5–150	5–220
Duty Cycle	60% @ 80 A/60% @ 90 A	60% @ 110 A	100% @ 160 A
Torch Length, ft	12	25	25
Ground Cable Length, ft	12	25	25
Power Cord Length, ft	8	12	8
Shipping Weight, lb (kg)	17 (8)	57 (26)	180 (82)

TIG130i Portable TIG welder

- Lightweight portable DC TIG welder designed to join steel and stainless-steel
- Amperage range of 10–130 amps for a variety of welding applications
- Dual voltage input capability of 115–230 V
- Suitable for use with power generating equipment
- Comes complete with a power supply, torch, ground cable, regulator and tote bag

TIG150i TIG Welder

- Full featured 150 A TIG welder that is ideal for everyday shop use

TIG255i TIG Welder

- Full featured 255 A TIG welder with a water-cooled torch for longer weld times, cooler operation and enhanced dexterity
- Ideal for production welding environments

WELDING ACCESSORIES



YA427B

YA427B Welding Gloves (Blue-Point®)

- Helps protect hands from sparks when welding
- Leather construction with added insulation for heat protection
- Reinforced palm for durability



YA4282

YA4282 TIG Welding Gloves (Blue-Point®)

- Ideal for TIG welding processes
- Pigskin material for precise control
- Helps protect hands from heat and sparks
- Thick leather cuff for wrist protection



YA4280

YA4280 Welding Sleeves (Blue-Point®)

- Helps protect arms from sparks when welding or cutting
- Elastic bands at each end of sleeve
- Constructed of flame retardant fabric


WELDCAP Weld Cap
WELDGLOVE Weld Glove
WELDJACKET Weld Jacket



Standard Duty Plasma Cutter

Specifications	PLASMA20i	PLASMA30i	PLASMA60i
Output Current, (amps)	5–20	5–25	20–55
Cut Thickness (in)	1/4	3/8	3/4
Sever Thickness (in)	3/8	1/2	1
Primary Input, (V)	115 V AC, 50/60 Hz	115 or 230 V AC, 50/60 Hz	208/230 V AC, 50/60 Hz
Primary Input, (A)	20	30 A 115 V or 20 A 230 V	40 A
Duty Cycle Rating	100% @ 15 A	100% @ 19 A	100% @ 30 A
Compressed Air Requirements (min)	50 PSI @ 5 CFM	50 PSI @ 7 CFM	68 PSI @ 7 CFM
Torch Cable Length (ft)	12	12	18
Ground Cable Length (ft)	12	12	18
Net Weight, lb (kg)	22 (10)	29 (13)	44 (20)

PLASMA CUTTERS CONSUMABLES



Plasma Cutter Consumables

Description	PLASMA115	PLASMA230	PLASMA25	PLASMA50	PLASMA20i	PLASMA30i	PLASMA60i
Complete Torch Assembly	PLASMA1153	PLASMA23010	PLASMA2503	PLASMA5007	PLASMA2007	PLASMA3007	PLASMA5007
Metal Diffuser	–	–	PLASMA5005*	PLASMA5005*	–	–	PLASMA5005*
Short Nozzle (1 mm) 30–35 A	PLASMA2301†	PLASMA2301†	–	–	–	–	–
Electrode	PLASMA1151†	PLASMA2305†	PLASMA5004†	PLASMA5004†	PLASMA2004†	PLASMA3004	PLASMA5004†
Long Electrode	PLASMA1152*	PLASMA2307†	–	–	–	–	–
Nozzle (0.7 mm)	–	–	–	–	PLASMA2002†	PLASMA3002†	–
Nozzle (1.1 mm) 55A	–	–	PLASMA5002†	PLASMA5002†	–	–	PLASMA5002†
Long Nozzle (0.9 mm) 35 A	PLASMA2308†	PLASMA2308†	–	–	–	–	–
Long Nozzle (1 mm) 35–50 A	PLASMA2302**	PLASMA2302**	–	–	–	–	–
Nozzle Holder	PLASMA2304	PLASMA2304	PLASMA5001	PLASMA5001	PLASMA2001	PLASMA3001	PLASMA5001
Spacer Spring	–	PLASMA2309†	–	–	–	–	–
Swirl Ring	PLASMA23031	PLASMA23031	PLASMA5003*	PLASMA5003*	PLASMA2003*	PLASMA3003*	PLASMA5003*
Torch Head Body	–	PLASMA23011	PLASMA5006	PLASMA5006	PLASMA2006	PLASMA3006	PLASMA5006
Two Point Spacer	–	–	PLASMA2504	PLASMA2504	–	–	PLASMA2504

One each per package unless otherwise noted

*Two each per package

**Three each per package

†Five each per package



- Wear face shield and protective clothing while welding and cutting
- Do not allow bystanders while welding and cutting
- Read safety precautions on pages W1 to W4

GAS WELDING



WE200A



WE250A

Gas Welding

Use for auto repair, construction, fabrication, manufacturing and maintenance. Forged brass regulator is durable and strong.

- Regulator diameter 2-1/4" allows precise control of gas
- Internal filter keeps particles from entering regulator
- PTFE Teflon® seal
- Handle shut off valve color coding allows ease in identifying the corresponding gas control
- 2 piece cutting tip is easier to clean
- High quality hose offers reduced tear resistance and increased flexibility

Stock No.	Description	Set Contains:	
		WE200A	WE250A
HRC1401340	85 Weld Handle w/ Check Valves	std	std
HRC1300380	72-3 Cut Attach	std	std
HRC9100614	D-85 Weld Mixer	std	std
HRC4300499	Twin Hose	std	std
HRC4304482	Cover Goggle	std	std
HRC9004486	Striker	std	std
WE200A1	Oxygen Regulator (Blue-Point®)	std	—
WE200A2	Acetylene Regulator (Blue-Point®)	std	—
WE250A1	Oxygen Regulator (Blue-Point®)	—	std
WE250A2	Acetylene Regulator (Blue-Point®)	—	std
HRC1502172	6290-1 #1 AC Cut Tip	std	std
HRC1600890	23-A-90-5 #5 Weld Tip	std	std
HRC1600870	23-A-90-3 #3 Weld Tip	std	std
HRC1600850	23-A-90-1 #1 Weld Tip	std	std

std = Standard opt = Optional

Optional Accessories

- HRC1502171 6290-0AC #0AC Cut Tip
- HRC1502173 6290-2AC #2AC Cut Tip
- HRC1502174 6290-3AC #3AC Cut Tip
- HRC1800710 J-63-1 Heating Assembly
- HRC4302202 Torch Flash Arrestor (Pair)
- HRC9000160 E-9 Tip Cleaner (2 pc tip)
- HRC9004484 Replacement Flints

WE200A Standard Duty Welding Kit (Blue-Point®)

- Use for Auto Repair, Construction, Fabrication, Manufacturing and Maintenance
- Cuts up to 1" and welds up to 1/8". Cuts up to 4" and welds up to 1/2" with optional tips

WE250A Medium Duty Welding Kit (Blue-Point®)

- Use for Auto Repair, Construction, Fabrication, Manufacturing and Maintenance
- Cuts up to 5" and welds up to 1/2" with optional tips

SOLDERING

Butane Soldering Iron Kit (YAKS32A)

Versatile and Compact Professional Soldering Iron Kits

- Featuring an ultrasonically welded gas tank for better strength, safety and reliability and made with butane compatible plastics to prevent gas from leaking
- Kits include five soldering tips plus hot air, hot knife and air deflector tips
- Converts to a heat shrink tool and hot knife with the addition of interchangeable tips



YAS32A



YAKS32A

YAKS32A Butane Soldering Iron Kit (15–125 W)

- Versatile and compact professional soldering iron
- Featuring an ultrasonically welded gas tank for better strength, safety and reliability
- Made with butane compatible plastics to prevent gas from leaking
- Converts to a heat shrink tool and hot knife with the addition of interchangeable tips
- Push-button electronic ignitor
- Kit includes eight tips: Hot air, heat shrink, torch, hot knife with four soldering tips

YAS32A Butane Soldering Iron

- Includes YAKS1-6 2.4 mm double flat soldering tip
- Push-button electronic ignitor
- Torch and soldering iron all in one
- Run time 90 minutes plus continuous use
- Adjustable temperature control 25–125 W (equivalent)

Stock No.	Description	Size, inches (mm)
YAKS1-1	Single Flat Solder Tip	1/32 (1.0)
YAKS1-2	Single Flat Solder Tip	3/32 (2.4)
YAKS1-3	Single Flat Solder Tip	1/8 (3.2)
YAKS1-4	Single Flat Solder Tip	3/16 (4.8)
YAKS1-5	Double Flat Solder Tip	1/32 (1.0)
YAKS1-6	Double Flat Solder Tip	3/32 (2.4)
YAKS1-7	Double Flat Solder Tip	1/8 (3.2)
YAKS1-8	Double Flat Solder Tip	3/16 (4.8)
YAKS1-9	Hot Air Blower Tip	—
YAKS1-10	Hot Knife Tip	—
YAKS1-11	Plastic Case	—
YAKS112	Hot Air Blower Deflector	—
YAKS113	Hot Air Blower and Deflector Tip	—

Butane Soldering Iron Kit (YAKS22A)

Versatile and Compact Professional Soldering Iron Kits

- Featuring an ultrasonically welded gas tank for better strength, safety and reliability and made with butane compatible plastics to prevent gas from leaking
- Kits include five soldering tips plus hot air, hot knife and air deflector tips
- Converts to a heat shrink tool and hot knife with the addition of interchangeable tips



YAKS22A

YAKS22A Butane Soldering Iron Kit (15–75 W)

- Convenient storage/carrying case that includes seven multi-use tips: (5) soldering, (1) hot knife and (1) air deflector
- Useful in standard soldering, plastic cutting, and heat shrink tubing applications
- Includes 15–75 W Soldering Iron

YAS22A Gas Soldering Auto-Ignition Tool (15–75 W)

- Stand alone Soldering Tool
- Ultrasonically welded gas tank for better strength, safety and reliability
- Built from butane-compatible plastics to prevent gas leakage or early expiration
- Push button electronic ignitor
- Short distance from tip to grip gets you closer to your work
- ESD safe (antistatic)

Stock No.	Description	Size, inches (mm)
YAKS221	Single Flat Solder Tip	1/32 (1.0)
YAKS222	Single Flat Solder Tip	3/32 (2.4)
YAKS223	Single Flat Solder Tip	1/8 (3.2)
YAKS224	Single Flat Solder Tip	3/16 (4.8)
YAKS225	Double Flat Solder Tip	1/32 (1.0)
YAKS226	Double Flat Solder Tip	3/32 (2.4)
YAKS227	Double Flat Solder Tip	1/8 (3.2)
YAKS228	Double Flat Solder Tip	3/16 (4.8)
YAKS229	Hot Air Blower Tip	—
YAKS2210	Hot Knife Tip	—
YAKS2211	Hot Air Deflector	—
YAKS2212	Flame Tip	—
YAKS2213	Hot Air Blower/Deflector Tip	—
YAKS2214	Instruction Sheet	—
YAKS2215	Storage Case	—

Butane Soldering Iron Kit (YAKS300)

Versatile and Compact Professional Soldering Iron Kits

- Featuring an ultrasonically welded gas tank for better strength, safety and reliability and made with butane compatible plastics to prevent gas from leaking
- Kits include five soldering tips plus hot air, hot knife and air deflector tips
- Converts to a heat shrink tool and hot knife with the addition of interchangeable tips

YAKS300 Butane Soldering Iron Kit (50 W) (Blue-Point®)

- A robust economy model featuring an ultrasonically welded gas tank for better strength
- Butane compatible plastics helps prevent gas from leaking
- 12-month replacement warranty
- Easy to light with added flint igniter in the cap
- 50 W equivalent with a 30-minute continuous use run time
- Safety cutoff switch when cap is replaced
- Cordless butane powered; no cords or wires
- Kit includes YAS300 Butane Soldering Iron, tips and a case



YAKS300

YAS300 Butane Soldering Iron (Blue-Point®)

- A robust economy model featuring an ultrasonically welded gas tank for better strength
- Butane compatible plastics helps prevent gas from leaking
- Includes YAKS3004 4.8 mm Double Flat tip
- Easy to light with added flint igniter in the cap
- 50 Watts equivalent with a 30 minute continuous use run time
- Safety cutoff switch when cap is replaced
- Cordless butane powered - no cords or wires
- Spare tips available
- 12 month replacement warranty

Stock No.	Description	Size, inches (mm)
YAKS3002	Fine Solder Tip	1/8 (3.2)
YAKS3003	Chisel Solder Tip	1/8 (3.2)
YAKS3004	Double Flat Solder Tip	3/16 (4.8)
YAKS3005	Hot Knife Tip	—
YAK10-8	Hot Iron Stand	—
YAK10-9	Metal Sponge Cup	—
YAK10-10	Storage Case	—
YAKS3001	Heating Element	—

Kit Comparison YAKS22A, YAKS32A, and YAKS300

Specifications	YAKS22A	YAKS32A	YAKS300
Adjustable Temperature Control	Yes	Yes	Yes
ESD Safe	Yes	Yes	Yes
Size, inches (mm)	—	—	—
Max. Power (watts equivalent)	75	125	50
Push Button Igniter	Yes	Yes	No
Run time, mins	60	90	30
Tips Included	8	8	4



- Do not store butane at temperature over 120 °F
- Transport and dispose of butane in accordance with all regulations
- Read safety precautions on pages W1 to W4

SOLDERING



R460B



R490

Guns

R460B Heavy Duty Soldering Gun Kit (Blue-Point®)

- Heavy duty soldering gun for those big jobs, quick and efficient
- Built-in spotlight illuminates the work area
- Balanced tool design is more comfortable and easier to use
- Tip heats up in less than ten seconds
- Quick change type tips can be easily changed within 30 seconds
- Integral tool stand keeps heated part of the tool from damaging surrounding areas
- Packed in a plastic storage case
- UL® listed

R490 Industrial Soldering Gun (Blue-Point®)

- Dual wattage elements: high wattage heats tip in seconds, lower wattage maintains rated tip temperature
- Effective tip temperature of 1,000 °F or more for heavy duty, sustaining soldering
- Trigger activated control is convenient, easy to use and provides instant response
- Built-in worklight illuminates the work area
- Plug-in tip and element (TE) assemblies are plug in units that can be changed within a minute
- Integral tool stand prevents heated part of tool from damaging surrounding areas
- Plastic storage case
- UL® listed



R25A



R40B

Irons

R25A Industrial Soldering Kit

- Lightweight 25 W pencil style kit for fine soldering applications
- Threaded tips offer improved heat exchange
- Features a heat deflection shield, 4-3/4" long handle, 8-1/2" overall length and 8' power cord
- Includes pointed, chisel and fine tips plus 1/2 oz of lead-free rosin core solder and holder
- UL® listed
- 120 V, 60 Hz

R40B Industrial Soldering Kit

- 40 W solder iron is ideal for large solder jobs like battery terminal cables or radiator repair
- Threaded tips offer improved heat exchange compared to set screw types
- Features a heat deflection shield, 4-3/4" long handle, 8-1/2" overall length and 8' power cord
- Includes pointed, chisel, fine tips, 1/2 oz of lead-free rosin core solder and holder
- UL® listed
- 120 V, 60 Hz



R60B

Stations

R60B 60 W Soldering Station (Blue-Point®)

- Includes low voltage, temperature-controlled soldering pencil that features a heat shield, a non-burnable silicone rubber cord and a plug-in tip design
- Transformer powered
- 700 °F; 1/16" screwdriver tip included
- 120V, 60 Hz
- Optional 700 °F tips for R60B or RH60B

Miniature Butane Soldering Torches

TORCH2A Turbo Torch (Blue-Point®)

- Child-resistant Piezo Ignition System
- Instant 1,300 °C/2,400 °F Micro Flame
- Pocket size
- Internal fuel tank
- 20 minutes of continuous use per refilling

TORCH300 Butane Gas Torch

TORCH300G Green, TORCH300O Orange, TORCH300Y Yellow

- Single-handed design and operation for maximum flexibility
- Ultrasonically-welded gas tank in combination with robust burner head built of stainless-steel and ceramic materials provides unmatched durability
- Ergonomic rubberized grip conforms to the hand
- Twin-spark ignition ensures that torch lights the first time, every time
- Powerful multi-directional flame can be utilized upside down and in windy conditions
- Easily adjustable flame length—up to 3-1/2"
- Self-venting filling valve for fast refueling

TORCH400 High-Power Butane Gas Torch

TORCH400G Green, TORCH400O Orange, TORCH400Y Yellow

- Single-handed design and operation for maximum flexibility
- Ultrasonically-welded gas tank in combination with robust burner head built of stainless-steel and ceramic materials provides unmatched durability
- Ergonomic rubberized grip conforms to the hand
- Twin-spark ignition ensures that torch lights the first time, every time
- Powerful multi-directional flame can be utilized upside down and in windy conditions
- Easily adjustable flame length—up to 4-1/2"
- Self-venting filling valve for fast refueling



TORCH2A



TORCH300



TORCH400

SOLDERING ACCESSORIES

Butane Fuel Cans

BUTANE15CSA Butane Fuel (Blue-Point®)

- Triple filtered butane fuel for use with TORCH2A, TORCH3A, TORCH4 and TORCH6 mini torches – YAKS300, YAKS32A and YAKS22A soldering irons – GLUEGUN3 and GLUEGUN4KT glue guns
- Universal filling tip can be used with most refillable butane products as well
- Case of (24) 1.5 oz cans



BUTANE15CSA



TZK5



TZK7

Tweezers

TZK5 5 pc Tweezers Set (Blue-Point®)

- Includes five tweezers in a vinyl zipper pouch
- All stainless-steel construction
- Pointed tweezers with plain ends, 4-3/8" long
- Self-closing tweezers with plain ends, 4-1/2" long
- Self-closing, weighted solder tweezers with serrated blunt end, 7" long
- Sharp point utility tweezers with bent plain ends, 7" long
- Sharp point utility tweezers with plain ends, 7" long

TZK7 7 pc Tweezers Set (Blue-Point®)

- Includes seven tweezers in a black vinyl zipper pouch
- All stainless-steel construction
- Pointed tweezers, 4-3/8" long
- Curved head utility tweezers, 6-3/4" long
- Self-closing, heat-resistant tweezers, 6" long
- Sharp pointed utility tweezers, 7" long
- Side locking tweezers, 6" long
- Spade point tweezers, 4-3/8" long
- Weighted solder tweezers, 6" long



- Do not store butane at temperature over 120 °F
- Transport and dispose of butane in accordance with all regulations
- Read safety precautions on pages W1 to W4

SOLDERING ACCESSORIES



YA476A



YA477A

Solder Suckers

YA476A Small Solder Sucker (Blue-Point®)

- Low static, small capacity unit designed for standard desoldering applications
- Set plunger and release creates a vacuum that draws up solder
- Includes self-cleaning feature

YA477A Solder Sucker (Blue-Point®)

- Low static unit designed for desoldering electrostatic discharge sensitive components
- Set plunger and release creates a vacuum that draws up solder



MPC7A



MPS7A



MPK4A

Miniature Tools/Pliers

Mini-Pliers. Stainless steel, 3 notch ratcheting locking mechanisms lock onto small objects with varying degrees of pressure. 1/16" tips; 1 3/8" long jaws.

MPC10A 10" Curved Jaw Mini-Pliers (Blue-Point®)

- Curved, serrated jaws
- 10" long

MPC7A Mini-Pliers (Blue-Point®)

- Curved, serrated jaws
- 7" long

MPK4A Mini-Pliers Set (Blue-Point®)

- MPC7A and MPC10A plus MPS7A and MPS10A (4 pc) in black zipper pouch

MPS10A Mini-Pliers (Blue-Point®)

- Straight, serrated jaws
- 10" long

MPS7A Mini-Pliers (Blue-Point®)

- Straight, serrated jaws
- 7" long

WELDING STORAGE



KRBC60T



KRBC60TEXT



MIGCARTB

Welding Storage

KRBC60T Welding Workstation Cart

- 3/8" plate steel work surface
- Four dual-purpose mounting locations serve as accessory mount and wand holder
- HD textured black matte finish
- Large locking compartment stores two welders
- Slots-n-dots™ rear panel accommodates many accessories
- Three drawers with liners and high quality roller bearing slides
- Three large cord hooks included extra hook kits available
- 50-3/4" W x 25-3/4" D x 37-1/2" H
- 1,000 lb load capacity

KRBC60TEXT Welding Cart Side Cabinet

- Mounts directly to current KRBC60T Welding cart
- Creates 50% additional steel work surface (500 in²)
- Rear and side panels have Slots-N-Dots™ for mounting additional accessories
- Cord slot in back for better organization of cords and plugs
- Storage compartment (25 x 15 x 25"); perfect to add a plasma cutter
- 4" drawer (24.5 x 15.6 x 4.1")

MIGCARTB Welding/Plasma Cart-Single Tank

- Store MIG/TIG Welders and Plasma Cutters along with accessories and consumables
- Sturdy design has a total weight limit of 165 lb
- Top shelf is 21.0" x 13.8"
- Stores a single cylinder of shielding gas

MIGCARTDL Welding/Plasma Cart - Single/Dual Cylinder

- Store MIG/TIG Welders and Plasma Cutters along with accessories and consumables
- Sturdy design has a total weight limit of 350 lb
- Top shelf is 23.0" x 17.4"
- Stores two cylinders of shielding gas

Welding Helmets (Auto Darkening)

Auto darkening welding helmets are triggered automatically by UV light sources. Some models have adjustable sensitivity for various light conditions and an adjustable delay setting to maintain dark state for extended periods of time. Fixed shade helmets offer a fixed #10 shade triggered automatically by UV light. Clear shade provides operator visibility to line up work prior to welding.



EFPGREENSKL



EFPBLACKICE



EFP2MORBID



YA4601

Specifications	EFPGREENSKL	EFPBLACKICE	EFP2MORBID	YA4601
Shade	#9-13	#9-13	#9-13	#9-13
Sensitivity	Yes	Yes	Yes	Adjustable
Delay	Yes	Yes	Yes	Adjustable
Clear Shade	4	4	4	#3.5
Viewing Area (in)	3.62 x 1.42	3.62 x 1.42	3.82 x 1.85	3.81 x 2.40
Viewing Area (in ²)	23	23	40	9.14
Number of Sensors	2	2	4	4
Delay Time(s)	Adjustable	Adjustable	Adjustable	0.2-1.0
Switching Speed (ms)	.3	.3	.08	0.04
Power Supply	CR2450 Replaceable	CR2450 Replaceable	Lithium Ion (Auto On/Off)	Solar-Lithium
Applicable Standards	CE, CSA®, ANSI®	CE, CSA®, ANSI®	CE, CSA®, ANSI®	ANSI®, CE, DIN, EN, CSA®, AS/NZS
Optional Magnifying Lens	1.0, 1.5, 2.0, 2.5	1.0, 1.5, 2.0, 2.5	1.0, 1.5, 2.0, 2.5	YA4600MAGKT
Warranty	2 Year (ADF) 1 Year (all others)	2 Year (ADF) 1 Year (all others)	2 Year (ADF) 1 Year (all others)	2 Year



YA4606



YA4608



YA4609



YA4610



YA4611



YA4612



YA4613

Specifications	YA4606	YA4608	YA4609	YA4610	YA4611	YA4612	YA4613
Shade	Auto Darkening 5-8 / 9-13	Auto Darkening 5-8 / 4-13 Digital Controls	Auto Darkening 5-8 / 4-13	Auto Darkening #9-13 External Control	Auto Darkening 5-8 / 9-13 Digital Controls	Auto Darkening 5-8 / 9-13	Auto Darkening 5-8 / 9-13
Sensitivity	Adjustable Knob	Digital Adjustment	Adjustable Knob	Adjustable Knob	Digital Adjustment	Adjustable Knob	Adjustable Knob
Delay	Adjustable Knob	Digital Adjustment	Adjustable Knob	Adjustable Knob	—	—	Adjustable Knob
Clear Shade	#3.5	#3.5	#3.5	#3.5	#3.5	#3.5	#3.5
Viewing Area	3.74 x 3.35	3.82 x 2.44	3.74 x 3.35	3.86 x 1.73	3.81 x 2.40	3.74 x 3.35	3.74 x 3.35
Viewing Area 2	12.53	9.32	12.53	9.14	9.32	12.53	12.53
Number of Sensors	4	4	4	2	4	4	4
Delay Time(s)	0.1-1.0	0.1-1.0	0.1-1.0	0.1-1.0	0.1-1.0	0.1-1.0	0.1-1.0
Switching Speed (ms)	1/25,000	1/25,000	1/25,000	1/16,000	1/25,000	1/25,000	1/25,000
Power Supply	Solar Cell, Battery Replaceable (2xCR2450 lithium battery)	Solar Cell, Battery Replaceable (1xCR2450 lithium battery)	Solar Cell, Battery Replaceable (1xCR2450 lithium battery)	Solar Cell + Battery Replaceable (2* AAA Alkaline)	Solar Cell, Battery Replaceable (1xCR2450 lithium battery)	Solar Cell, Battery Replaceable (1xCR2450 lithium battery)	Solar Cell, Battery Replaceable (1xCR2450 lithium battery)
Applicable Standards	ANSI®, CE, CSA®	ANSI®, CE, CSA®	ANSI®, CE, CSA®	ANSI®, CE, CSA®	ANSI®, CE, CSA®	ANSI®, CE, CSA® Approval	ANSI®, CE, CSA® Approval
Optional Magnifying Lens	YA4600MAGKT	YA4600MAGKT	YA4600MAGKT	YA4600MAGKT	YA4600MAGKT	YA4600MAGKT	YA4600MAGKT
Warranty	2 Years	3 Years	2 Years	1 Year	3 Years	2 Years	2 Years



- Wear welding helmet and protective clothing while welding and cutting
- Do not allow bystanders while welding and cutting
- Read safety precautions on pages W1 to W4

WELDING HELMETS

Welding Helmets (Fixed Shade)

- Made of nylon material
- Helmet is much more flexible to get into tighter spaces
- Additional 1-1/4" of material on top of helmet for more coverage

- Cooler for the user as it will not heat up as much as ABS version
- Lighter weight and much more resistant to heat
- CE-English only



EFPBONEHEDB



EFPDISORDER



EFPSKULLMIX



EFPHANNIBALB



YA4603



YA4605

Specifications	EFPBONEHEDB	EFPDISORDER	EFPSKULLMIX	EFPHANNIBALB	YA4603	YA4605
Lens Style	180° Peripheral	180° Peripheral	180° Peripheral	180° Peripheral	—	—
Shade	#10	#10	#10	#10	#10	Fixed Shade
Viewing Area (in ²)	35.6	35.6	35.6	35.6	5.26	9.14
Applicable Standards	ANSI®	ANSI®	ANSI®	ANSI®	ANSI®, CE, DIN, EN, CSA®, AS/NZS	ANSI®, CE, CSA®
Lens (included)	EFPCLLENSREP	EFPCLLENSREP	EFPCLLENSREP	EFPCLLENSREP	—	—
Opt. Magnifying Lens 1.0x	EFPADFCSTR10	EFPADFCSTR10	EFPADFCSTR10	EFPADFCSTR10	—	—
Opt. Magnifying Lens 1.5x	EFPADFCSTR15	EFPADFCSTR15	EFPADFCSTR15	EFPADFCSTR15	—	—
Opt. Magnifying Lens 2.0x	EFPADFCSTR20	EFPADFCSTR20	EFPADFCSTR20	EFPADFCSTR20	—	—
Opt. Magnifying Lens 2.5x	EFPADFCSTR25	EFPADFCSTR25	EFPADFCSTR25	EFPADFCSTR25	—	—
Opt. Auto Darkening Lens	EFPADFLENSA	EFPADFLENSA	EFPADFLENSA	EFPADFLENSA	—	—
Shield Included	Clear and #10 Welding	Clear and #10 Welding	Clear and #10 Welding	Clear and #10 Welding	—	—
Warranty	1 Year	1 Year	1 Year	1 Year	1 Year	—
Replacement Shields	EFPCLLENSREP (Clear); EFP3WLDLENS (#3 Welding); EFP5WLDLENS (#5 Welding); EFP8WLDLENS (#8 Welding); EFP10WLDLENS (#10 Welding); EFP12WLDLENS (#12 Welding)	EFPCLLENSREP (Clear); EFP3WLDLENS (#3 Welding); EFP5WLDLENS (#5 Welding); EFP8WLDLENS (#8 Welding); EFP10WLDLENS (#10 Welding); EFP12WLDLENS (#12 Welding)	EFPCLLENSREP (Clear); EFP3WLDLENS (#3 Welding); EFP5WLDLENS (#5 Welding); EFP8WLDLENS (#8 Welding); EFP10WLDLENS (#10 Welding); EFP12WLDLENS (#12 Welding)	EFPCLLENSREP (Clear); EFP3WLDLENS (#3 Welding); EFP5WLDLENS (#5 Welding); EFP8WLDLENS (#8 Welding); EFP10WLDLENS (#10 Welding); EFP12WLDLENS (#12 Welding)	—	—

WELDING ACCESSORIES



EFPADFLENSA

EFP Series Welding Lenses

Optional auto darkening lens available for all EFP series helmets

EFPADFLENSA Auto Darkening Lens

- The world's first and only unobstructed ADF integrated, 180° peripheral vision ADF welding lens
- Has a military grade anti-scratch coating to help prevent scratching
- ADF Lens is easily replaced
- Viewing Area: 4-1/4 x 2"
- Power supply: solar lithium combo
- One year warranty

Magnifying Lens YA4600MAGKT

Magnifying Lens Kit

- Comes complete with 1.5X and 2.0X magnifying lenses and lens holder
- Optional accessory provides additional magnification for YA series



YA4600MAGKT



WCH3

Welding Hammers WCH3 11" Welder's Chipping Hammer (Blue-Point®)

- Features pick end and 3/4" chisel head end
- Heat treated high alloy steel for long life
- Overall length is 11"
- Head length is 7-1/2"



YA247

Welder's Marking Set

YA247 2 pc Welder's Marking Set (Blue-Point®)

- Includes YA247-2 Soapstone marker for making temporary markings and YA247 Scribe with a sharp, tough carbide tip for making permanent markings
- Replaceable soapstone
- Each tool has a tough aluminum barrel
- Soapstone marker includes built-in sharpener
- Convenient storage pouch

C-Clamps

- Equipped with antispatter spindles, precision cut from hardened steel
- Forged frames have extra deep throats for additional strength and work capacity
- Grooved anvil, in combination with a serrated pad, provides nonslip grip on various metal surfaces
- Spindles, handles and pads are copper plated to avoid collecting spatter

Stock No.	Capacity, inches	Throat Depth, inches
CL402A	0-2	2
CL403A	0-3	2-1/2
CL404A	0-4	2-7/8
CL406A	0-6	3-5/8
CL408A	0-8	4-1/2
CL410A	2-10	5-5/8
CL412A	2-12	5-3/4

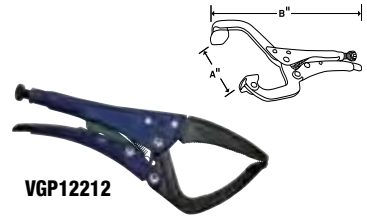


CL402A

Large Jaw

- Multi purpose tool with larger jaw capacity for general maintenance and screw in oil filter removal

Stock No.	Dimension A, Jaw Cap., inches (mm)	Dimension B, Length, inches (mm)
VGP12212	3-15/16 (100)	12 (300)



VGP12212

High Visibility C-Clamps

- Similar to CL series C-clamps
- High-visibility models conform to OSHA safety color standard for physical hazards regulation #19110.144
- 3/4" spindle diameter

Stock No.	Capacity, inches	Throat Depth, inches
CL404VIS	0-4-1/2	3-1/4
CL406VIS	0-6-1/16	3-5/8
CL408VIS	0-8-1/4	5



CL404VIS

Auto Body/Welding Sets

VGP104 Autobody/Welding Locking Pliers Set (Blue-Point®)

- Includes VGP23312 self-leveling jaws pliers, VGP13709 plugweld pliers plus VGP14412 and VGP12406 c-clamp pliers (4 pc) in VGP1041 kit bag



VGP104



VGP12412



VGP22418

Locking C-Clamps/Standard Tip

- Quick and easy handling clamps for auto body and metal fabrication applications

Stock No.	A inches (mm)	B inches (mm)
VGP12406	2-5/16 (60)	6 (152.4)
VGP12412	3-15/16 (100)	12 (304.7)
VGP12418	10-1/4 (260)	18 (457.2)
VGP12424	15-11/16 (400)	24 (609.6)

Locking C-Clamps/Swivel Tip

Stock No.	A inches (mm)	B inches (mm)
VGP22406	1-15/16 (50)	6 (152.4)
VGP22412	3-15/16 (100)	12 (304.7)
VGP22418	9-7/16 (240)	18 (457.2)
VGP22424	15-11/16 (400)	24 (609.6)



- Wear welding helmet and protective clothing while welding and cutting
- Do not allow bystanders while welding and cutting
- Read safety precautions on pages W1 to W4

WELDING CLAMPS



VGP23312

Locking Clamps/Self Leveling Jaws

VGP23312 Locking Clamps/Self Leveling Jaws (Blue-Point®)

- Swivel pads and narrow jaw profile firmly grip tapered surfaces in areas where c-clamps cannot fit



VGP14412

Locking C-Clamps/Aluminum Alloy

VGP14412 Locking C-Clamps/Aluminum Alloy (Blue-Point®)

- Lightweight aluminum jaw will not bend or distort body panels
- Welding pellets will not adhere to jaw



VGP12509

Locking U-Clamps

VGP12509 Locking U-Clamps (Blue-Point®)

- U-shaped jaws allow access and visibility when welding



VGP13420

Locking C-Clamps/Long Reach

VGP13420 Locking C-Clamps/Long Reach (Blue-Point®)

- Wide profile with perforated jaws allows clamping around large objects with uniform tension distribution



VGP13709

Locking Pliers/Plugweld

VGP13709 Locking Pliers/Plugweld (Blue-Point®)

- Copper alloy knurled pad prevents burn-thru when plug welding thin sheet metal



VGP12808

Locking Clamps/Sheet Metal

VGP12808 Locking Clamps/Sheet Metal (Blue-Point®)

- Wide jaws allow clamping, bending, forming and crimping of sheet metal without gripping effort



MG2000K

Welding Clamps/Miniature

- Micro size for optimal access into confined spaces
- Aluminum alloy body ensures robustness with minimal weight while resisting splatter and corrosion
- Design permits exertion of 1/2 ton of force without deformation
- Perforated jaw allows attachment to fixtures and connection of ground cables
- One handed “no pinch” clamping and release
- Micro-size for optimal access into confined spaces
- Aluminum alloy body ensures robustness with minimal weight while resisting splatter and corrosion
- Design permits exertion of 1/2 ton of force without deformation
- Perforated jaw allows attachment to fixtures and connection of ground cables
- One handed “NO PINCH” clamping and release

MG2000K Micro Grip Locking Clamp Set (Blue-Point®)

- Includes four micro grip clamps

Spot Welders

YA22300A Standard Duty Spot Welder

- Produces spot welds for collision repair
- Squeeze type action produces factory style welds
- Optional accessories can increase welding capability

YA22355 Heavy Duty Liquid Cooled Spot Welder

- Designed to produce factory type spot welds on low carbon steel panels
- Pneumatic squeeze-type gun welds through primers, sealers, and adhesives between panels
- Features coolant circulation throughout the welding tips for consistent and maximum weld penetration
- Included accessories: 14" long reach electrode and wheelhouse electrode

Stock No.	Primary Voltage	Line Fuse	Maximum Output	Maximum Thickness	Coated Metal Capability	Kva Rating	Shipping Weight, lb
YA22355	208/230 V AC	60 A	6,000 Amps	3 pc 20 gauge	Yes	6	300
YA22300A	208/230 V AC	50 A	2,800 Amps	2 pc 20 gauge	No	4	120



Spot Welder Accessories

YA2230010 Welding Tip Kit

- Contains replacement welding tips for the YA223004 welding cable assembly and the YA223005 dent puller kit

YA223004A Welding Cable Assembly

- Accessory welding cable assembly for the YA22300A
- Allows welding from a single side such as door skins and other applications

YA22357 Trigger Switch

- Replacement switch

YA223005B Dent Puller Kit

- Fast, effective dent repair without drilling holes or using draw pins

YA22356 Handle

- New style handle to house the improved YA22357 switch
- Can be retrofitted to older models



DENT PULLERS/ACCESSORIES



YA22345KT



YA223453

Stud Gun Dent Pullers

YA22345 Stud Gun

YA22345KT Stud Gun Dent Puller Kit

- Kit includes stud gun, welding tips, slide hammer and T-puller
- Used to pull dents by welding pins to work piece
- Stud gun uses minimal heat to reduce burn through

YA223451 Draw Pins (2 mm)

- Soft for easy flexing and grinding
- Delivers 500 lb pull
- Pack of 500

YA2234510 Storage Case

- For YA22345KT stud gun kit

YA223452 Draw Pins (2.5 mm)

- Soft for easy flexing and grinding
- Delivers 500 lb pull
- Pack of 500

YA223453 Magna Clamp

- Features wing nut and is self-tightening
- Locks onto draw pins for pulling dents

YA223454 T-Puller

- Compact for small damage repair on lightweight metal
- Helps reduce overpull

YA223455 Slide Hammer

- Polished steel bar with rubber handle ensures positive pulling action

YA223456 Shrinking Electrode

- Provides fast heat

YA223457 Pin Electrode

- Holds all standard size pins

YA223458 Trim Rivets

- Used to repair metal trim strips
- Weld onto panel and provide permanent retention to trim strip
- Pack of 500

YA223459 Rivet Electrode

- For use with YA223458 trim rivets
- Retains trim rivet for welding



- Wear welding helmet and protective clothing while welding and cutting
- Do not allow bystanders while welding and cutting
- Read safety precautions on pages W1 to W4

DENT PULLERS/ACCESSORIES



YA22375



YA22350C


Portable Dent Pulling System

- Easily pulls dents on roofs, hoods and side panels
- Star tip design eliminates the need to drill holes or cut pin heads
- Built-in slide hammer speeds up the pulling process (YA22350C only)

Stock No.	Type	Primary Voltage	Line Fuse	Power Input Cable, ft. (m)	Power Lead Length, feet	Ground Cable Length (ft)	Shipping Weight, lb
YA22350C	Star Tip	120 V AC, 50/60 Hz	30 A	25 (7.6)	7	7	64
YA22375	T-handle	120 V AC, 50/60 Hz	30 A	25 (7.6)	10	7	64
YAH22350C	Star Tip	208/230 V AC, 50/60 Hz	30 A	25 (7.6)	7	7	64
YAH22375	T-handle	208/230 V AC, 50/60 Hz	30 A	25 (7.6)	7	7	64



YA2353



YA2355



YA2358



YA2235CART

Portable Dent Puller Accessories

YA2235CART Accessory Cart

- Adds additional height and portability

YA2355 Star Tips

- Replacement tips (10 pk) for the YA22350C, YAH22350C and YA223005

YA2351 Welding Tip

- Optional long stud welding tip

YA2353 Heating Tip

- Replacement heat shrink heating tip

YA2354 Slotted Weld Tip

- Use with portable dent pulling system

YA2358 Magnetic Base

- Replacement magnetic ground clamp

YA22357 Trigger Switch

- Replacement switch

YA223008 Pry Bar

- Replacement pry bar for YA22375 and AH22375, optional for YA22350C and YAH22350C



YA22351

Quick Claw Dent Pulling System

YA22351 Quick Claw Dent Pulling Set

- Used with YA22350C, YAH22350C, YA22375 and YAH22375
- Used to establish multiple pull points along dents
- Independent finger action of claw varies the pulling force at multiple points
- Can pull by hand, slide hammer or chain
- Comes with claw, two tips and 24 wires

YA22352 Claw Handle

- Four-finger claw pulling handle
- One included in set

YA22353 Welder Tips

- Welding tips for YA22354 welding wires
- Two included in set

YA22354 Weld Wires

- 1/2 lb welding wires
- 24 included in set

Portable Dent Pulling System

ADPKIT Aluminum Panel Dent Puller Kit

- Essential tools to pull dents and repair aluminum vehicles
- Complete tool set includes power supply to weld studs for dent pulling
- High-capacitive discharge stud welder automatically welds stud when pushed onto panel
- The three ground lugs are integrated in the gun and aids in keeping the studs perpendicular to the panel
- Includes Bridge Puller, Lever Puller, Squeeze Puller and T-Handle Puller for a variety of dents, creases and dings
- Complete consumable kit with (250) Al-Mg stud pins for 5000 series and (250) Al-Si stud pins for 6000 series aluminum panels
- Contains (5) quick-clamp pulling fingers and (5) each twist eyelets
- Includes pneumatic solid rivet gun, flush set, punch and bucking bar to remove and install solid rivets
- Self-piercing rivet removal and installation tools
- Door and step flange pneumatic hemming tools that are specific to aluminum panels
- Complete body hammer and dolly set with rubber covers to minimize stretching
- Offset aviation snips, Clekos, 1/4" drill bits and aluminum panel thickness gage
- Variable temperature heat gun with infrared thermometer to heat panels prior to straightening
- Drawers have foam inserts to hold tools keeping them isolated from steel panel use
- Set of seven each locking C-clamp pliers
- Includes a dust cover to protect the contents when not in use



ADPKIT

Dent Puller Accessories

Stock No.	Description	Qty	Location
ADP265-DR1	Foam Drawer #1	1	Drawer #1
ADP265-KIT	Pull Pin Consumable Kit	1	Drawer #2
BF608B	Short Peen Curve Body Hammer	1	Drawer #1
BF611B	Picking And Dinging Body Hammer	1	Drawer #1
BF617B	Shrinking Body Hammer	1	Drawer #1
BF710B	Toe Dolly	1	Drawer #1
BF711B	Heel Dolly	1	Drawer #1
BF712B	General Purpose Dolly	1	Drawer #1
BF716B	Spoon	1	Drawer #1
DFXDF900BHND	Bolster Head Nylon Chisel	1	Drawer #1
DFXDF900DEND	Double End Nylon Dolly	1	Drawer #1
DFXDF900RHND	Round Head Nylon Chisel	1	Drawer #1
HBSE10	Slim Line Hammer	1	Drawer #1
STK35011	Heel Dolly Cover	1	Drawer #1
STK35012	Heel Dolly End Cover	1	Drawer #1
STK35015	Slapping Spoon Cover	1	Drawer #1
STK35013	Universal Dolly Cover	1	Drawer #1
STK35017	Toe Dolly Cover	1	Drawer #1
STK35025	Hammer Cover	1	Drawer #1
ADP265-DR2	Foam Drawer #2	1	Drawer #2
ATI107A-1	Rivset-fl-str-401-1"d-2.75l	1	Drawer #2
ATI141A31/4	Knockout Punch	1	Drawer #2
ATI508SG	Sheet Holder Plier W/Grips	1	Drawer #2
ATI556MHD	1/4" Long Reach 0 - 1/2" Cleco	12	Drawer #2
ATI719	Bucking Bar- 2 Lbs.	1	Drawer #2
AVSOSL9	Offset Left Aviation Snip	1	Drawer #2
AVSOSR9	Offset Right Aviation Snip	1	Drawer #2
DBD1/4A	Drill Bits	6	Drawer #2
DEBUR300	Deburr Kit	1	Drawer #2
SPRT21960	SPR Insertion Tool	1	Drawer #2
SPRT21970	SPR Extraction Tool	1	Drawer #2

Stock No.	Description	Qty	Location
LST51318	Sheet Metal Thickness Gage	1	Drawer #2
ATIATC3X	Rivet Gun - 3X	1	Drawer #2
AC59C	3x19 Row Curved Scratch Stainless	1	Drawer #3
AC5C	3x7 Row Welders Tooth Brush Stainless	1	Drawer #3
ADP265-DR3	Foam Drawer #3	1	Drawer #3
ET1400	Variable Temp Heat Gun Kit	1	Drawer #3
PT280-305	Wire Belt Stainless Medium 23mm Bent	2	Drawer #3
PT280THUGA	Crud Thug	1	Drawer #3
RTEMP8	Multi-laser Infrared Thermometer	1	Drawer #3
14V	File	1	Drawer #4
14V12	File	1	Drawer #4
ADP265-DR4	Foam Drawer #4	1	Drawer #4
AT615K	Belt Sander Kit	1	Drawer #4
ATBA3818120	5pk Belts 3/8x18-120 Grit	1	Drawer #4
ATBA381860	5pk Belts 3/8x18-60 Grit	1	Drawer #4
ATBA381880	5pk Belts 3/8x18-80 Grit	1	Drawer #4
BF775C-A	Adjustable File Holder	1	Drawer #4
FLG21892	Door Flanging Tool - AL	1	Drawer #4
FLG21896	Stepped Flanging Tool - AL	1	Drawer #4
VGP13420	Locking C Clamp	1	Drawer #5
VGP22406	Locking C Clamp	2	Drawer #5
VGP22412	Locking C Clamp	2	Drawer #5
VGP22418	Locking C Clamp	2	Drawer #5
ADP265	Aluminum Panel Dent Puller	1	Side Shelf
ADP265-BP	Bridge Puller	1	Top Shelf
ADP265-LP	Lever Puller	1	Top Shelf
ADP265-SP	Squeeze Puller	1	Top Shelf
ADP265-TP	Hand T-puller	1	Top Shelf
ADP265-CVR	Cover	1	
KRSC326FPBO	6 Full Drawer Cart 32"	1	
ADPSHELF	Welder Shelf, Cord Wrap And Accy Adaptor	1	



- Wear welding helmet and protective clothing while welding and cutting
- Do not allow bystanders while welding and cutting
- Read safety precautions on pages W1 to W4

Adding or upgrading wheel and undercar services to your shop's capabilities is a sure way to grow your customer base, as well as your bottom line. Like everything we offer, you can also be sure the equipment will perform flawlessly and is built to last.

UNDERCAR EQUIPMENT THAT GOES ABOVE AND BEYOND.

From tire changers and tire pressure monitoring tools to wheel balancers and torque sticks, our equipment combines ultimate accuracy with intuitive operation so you can grow your skill set even further. And with additional solutions like our ball joint press that makes removal and installation a snap, you'll also save time.



Wheel Balancers

Snap-on® Wheel Balancers use a patented Virtual Plane Measurement system to achieve accuracy and repeatability. A variety of weight placement options such as Static, Dynamic, five ALU modes, ALU-S, hidden spoke

and match mounting optimization modes provide the versatility for these balancers in a variety of applications on passenger cars, light trucks and commercial vehicles.



- Easy to use display panel includes individual keys for parameter input
- Static mode for single-plane narrow wheels
- Dynamic mode for dual-plane balancing
- SAPE arm accelerates set-up time without entering wheel type
- Five ALU-S Modes provide multiple combinations of hammer and adhesive weight placements
- ALU-S Mode provides two-plane ALU weight placement

- Match Mount-Optimization Feature determines proper phasing between tire and wheel and allows minimal weight usage
- Hidden Weight Mode for weight placement behind spokes
- Multiple Operator Feature stores parameters for up to four individual operators
- Fine Weight Toggle allows operator to choose between 0.25 oz Standard mode and 0.05 oz Fine mode
- Allows use of common adaptors and pin plates

Specification	EEWB330B	EEWB331B	EEWB332B	EEWB334A
Type	Handspin	Motorized	Motorized	Motorized
Display Type	Digital	Digital	Digital	Touchscreen
Data entry Distance/Diameter	SAPE arm	SAPE arm	SAPE arm	SAPE arm
SAPE entry Width	Manual	Manual	Sonar	Sonar
Weight Placement	SAPE	SAPE	Laser	Laser
Rim Width (Maximum), inches (mm)	20 (508)	20 (508)	20 (508)	20 (508)
Rim Diameter, inches (mm)	8–30 (203-762)	8–30 (203-762)	8–30 (203-762)	8–30 (203-762)
Max Wheel Weight, lb (kg)	120 (54)	120 (54)	154 (70)	154 (70)
Max Tire Diameter, inches (mm)	42 (1,067)	42 (1,067)	42 (1,067)	42 (1,067)
Max Wheel Width, inches (mm)	20 (508)	20 (508)	20 (508)	20 (508)
Cycle Time, seconds	15	12	4.5	4.5
Measuring Speed, RPM	100	200	200	200
Weight Placement Resolution	± 0.7°	± 0.7°	± 0.7°	± 0.7°
Weight Imbalance Resolution (Roundoff Mode), oz (g)	0.25 (7.1)	0.25 (7.1)	0.25 (7.1)	0.25 (7.1)
Weight Imbalance Resolution (Non-Roundoff Mode), oz (g)	0.05 (14.2)	0.05 (14.2)	0.05 (14.2)	0.05 (14.2)
Electrical Requirements, V AC/ph/Hz/A	115/1/60/2	115/1/60/6	115/1/60/6	115/1/60/6
Required Work Area (W x D), inches (mm)	52 x 48 (1,321 x 1,219)	60 x 48 (1,524 x 1,219)	62 x 67 (1,575 x 1,702)	62 x 67 (1,575 x 1,702)
Machine Weight, lb (kg)	174 (79)	280 (127)	325 (147)	325 (147)

Technical Support 1-800-225-5786

EEWB330B Hand Spin Wheel Balancer

- Small footprint handspin wheel balancer with features of most high-end machines

EEWB331B Motorized Wheel Balancer

- Small footprint motorized wheel balancer with features of most high-end machines

EEWB332B Motorized Wheel Balancer with Raised Display

- Medium footprint motorized wheel balancer with a high-end feature set with faster throughput times
- Laser guided weight placement on the inside of the wheel

EEWB334A Motorized Wheel Balancer with Touchscreen Video Display

- Motorized wheel balancer that features extremely fast data entry, low cycle times
- Laser guided weight placement on the inside of the wheel

Standard Accessories

Stock No.	Description
EAM0003J69A	3.4–5.4" Cone
EAM0005D25A	3.8–4.5" Cone
EAM0005D24A	2.8–3.9" Cone
EAM0005D23A	1.6–3.0" Cone
EAA0263G66A	40 mm Quick Nut

Stock No.	Description
EAC0058D08A	Pressure Disk
EAC0058D15A	Soft Protector Ring
EAM0021D90A	Standard 40 mm Stub Shaft
WWPR13A	Wheel Weight Pliers
EAA0247G21A	Rim Width Caliper



- Read and follow all safety messages and instructions
- Read safety precautions on pages W1 to W4

WHEEL BALANCING: MOTORCYCLE WHEEL BALANCER AND TIRE CHANGER



EEWB333A

Motorcycle Wheel Balancer

EEWB333A Motorcycle Wheel Balancer

- Handspin operation features static and dynamic balancing modes
- Features five ALU modes to place weights in proper location on multiple wheel configurations
- Input of rim distance by SAPE arm for accelerated set up time
- Allows exact weight placement on rim when using tape weights
- Weight minimization and balancing optimization modes for reducing the overall weight usage
- Split weight mode to hide weights behind spokes
- Stadium weight tray is curved to access keypad and weight pockets easily
- Multiple operator feature allows several users to quickly recall settings
- Virtual Plane imaging technology for unsurpassed accuracy

Specifications	EEWB333A
Accuracy, oz. (grams)	0.25
Cycle Time, seconds	6-10
Shaft Measuring Speed, RPM	100
Shaft Capacity, lb (kg)	70 (32)
Rim Dia., inches (mm)	8-30 (203-762)
Rim Width, inches (mm)	3-20 (76-508)
Tire Diameter, inches (mm)	42 (1,067)
Electrical Req.	115 V AC, 1 ph, 60 Hz, 2 A
Shipping Weight, lb (kg)	174 (79)

Motorcycle Balancing Accessories

EAA0260D80A Optional Motorcycle

Adaptor For Snap-on® Wheel Balancers

- Holds wheel and tire assembly into position
- Minimizes wobble and improves accuracy

EAA0260D16A BMW® Adaptor for Monolever Wheels

EAA0277D03A 10 mm Shaft Assembly

EAA0277D05A Scooter Adaptor

EAA0277D07A Suzuki®, Moto Guzzi® V11 14 mm

Shaft Cone set

EAA0277D20A Ducati®/Triumph®

Adaptor Set

EAA0277D22A Harley-Davidson® 3/4" Shaft

Adaptor - 311.2 mm Long

EAA0277D09A Honda®/Yamaha® Monolever

Adaptor Flange

(bolts direct to wheel balancer)

EAA0277D11A Aprilia® Monolever Adaptor Flange

(bolts direct to wheel balancer)



EAA0260D80A



EAA0277D22A



EAA0277D09A



EEWB310B

Motorcycle Tire Changer

EEWB310B Motorcycle Tire Changer

- Designed to change motorcycle and ATV tires along with standard automotive tires
- Raised turntable clamps provide additional clearance for motorcycle wheels with brake discs and sprocket assemblies
- Swing arm and mount/dismount head provide 13" maximum wheel width*
- Specially designed bead breaker shovel for smaller diameter wheels

Specifications	EEWB310B
Outside Clamping Range (in)	8-21
Inside Clamping Range (in)	12-20
Rim Width (max, in)	13†
Tire Diameter (max, in)	40
Tire Width (max, in)	13*
Bead Breaking Width (max, in)	13
Bead Breaking Force (lb @ 150 PSI)	3,300
Air Requirements (PSI)	140-170 @ 8.5 CFM
Voltage Requirements	120 V 60 Hz, 20 A
Net Weight, lb (kg)	306 (139)
Overall Dimensions, inches	67 x 30 x 28

†10"-18" car, 8"-15" scooter, 15"-21" motorcycle *13" car, 10" motorcycle

Technical Support
1-800-225-5786

WHEEL BALANCING: ACCESSORIES



KRD401A

Wheel Balancing Accessories

KRD401A Wheel Weight Cabinet

- Storage for a wide assortment of wheel weights
- 36 compartments, each measuring 3-7/8 x 3-7/8"

WWPR13A Wheel Weight Pliers

- Easily removes and replaces wheel weights as well as cutting and crimping
- Made of heat-strengthened steel
- Comfortable vinyl handle grips and replaceable hard plastic hammer tip

WWH13LG Wheel Weight Hammer (Blue-Point®)

- Designed for use on steel and zinc clip-on wheel weights
- Soft hammer face to avoid scratches and dings
- Solid Nuplaglas® handle resists most shop chemicals and has a nonslip grip
- Replaceable cold rolled steel hook assembly to ensure long service life
- Works best on US brands that use traditional dimension dismantling holes

WWH13SM Wheel Weight Hammer (Blue-Point®)

- Designed for use on steel and zinc clip-on wheel weights
- Soft hammer face to avoid scratches and dings
- Solid Nuplaglas® handle resists most shop chemicals and has a nonslip grip
- Replaceable cold rolled steel hook assembly to ensure long service life
- Specially designed small diameter dismantling hook is used on wheel weights with smaller dimension dismantling holes

WWH36HD Wheel Weight Hammer (Blue-Point®)

- Heavy duty wheel weight hammer for truck and high volume tire shops
- Heavy duty Nuplaglas® handle is chemical-resistant and features non-slip cushioned grip
- 30 oz head weight for working on larger vehicles
- Soft, replaceable hammer face avoids scratches and dings to rim
- Removes perfect-style wheel weights without touching rim of vehicle
- Removes larger v-clips found on medium-duty truck rims



WWPR13A



WWH13LG



WWH13SM



WWH36HD

Balancer Pin Plate Kits

- Pin plate kits accurately align and center the rim to the wheel balancer
- Eliminates damage to plastic clad wheels by avoiding contact with the outer surface of the wheel
- Used to properly mount wheels to Wheel Balancer and is positioned outside of wheel, in-between the quick nut and lug stud holes
- Mirrors mounting wheel to the vehicle's hub and minimizes imbalance errors
- Applies even pressure to lug stud surfaces and locates the wheel on center of Balancer shaft
- Avoids misalignment by improper and inconsistent mounting on the balancer
- When mounted, the plate and stud system places an even clamping force on the rim and centers the assembly on the balancer

Stock No.	Description	EEWB3-1A
EEWB3-11A	Adaptor Plate #1	1X
EEWB3-120A	Adaptor Plate #2	1X
EEWB3-13A	Adaptor Plate #3	1X
EEWB3-140A	Adaptor Plate #4	1X
EEWB3-02A	Style B Stud	6X
EEWB3-03A	Style C Stud	6X
EEWB3-050A	Style E Stud	8X

EEWB3-1A Balancer Plate Pin Kit

- Eliminates damage to plastic clad wheels

EEWB3-055 Extra Long E-Stud

- Additional length for custom wheels

EEWB3-4 9 pc Collet Set

- Precision-machined and sized collets fit into rear pilot hole on plastic-clad wheels to avoid damage
- Collets are shallow in length – not to interfere with plastic clad wheels
- Recommended to be used in conjunction with a pin plate on the wheel's outer side
- Includes (9) collets 2.1–2.4" (53.0–62.0 mm), 2.4–2.8" (62.0–70.5 mm), 2.7–3.1" (69.0–77.5 mm), 3.0–3.4" (76.5–86.5 mm), 3.4–3.7" (85.5–95.0 mm), 3.7–4.1" (94.0–103.0 mm), 4.0–4.4" (102.0–111.0 mm), 4.3–4.7" (110.0–119.0 mm) and 4.6–5.0" (118.0–126.5 mm)
- Larger collets require the use of EEWB3-5 Balancer Flange Spacer

EEWB3-5 Balancer Flange Spacer

- Provides added clearance for larger cones and collets
- Use with EEWB3-4 collet set

EAA0255J33A 40 mm Shaft Upgrade Kit (Blue-Point®)

- Converts older Snap-on® balancers with 28.5 mm shaft to 40 mm (EEWB304A and B, EEWB305A and B)

EAK0309J20A Storage Stand

- Storage stand for EEWB3-1A and EEWB3-4


EEWB3-6 Balancer Pin Kit

- Fits a variety of trucks such as Ford® F350®, F450® and F550® as well as GM®, GMC®, Isuzu®, Mitsubishi® Fuso® and Dodge® Sprinter®
- Some applications may require EEWB3-11A Adaptor Plate #1 (sold separately)



EAA0255J33A

EEWB3-1A, EEWB3-4 and EAK0309J20A



EEWB3-6

Stock No.	Description (Chart)	Ford®	GM®	Dodge®	Hino®, Isuzu®, Mitsubishi®, Fuso®, UD
EEWB3-11A	Adaptor Plate #1	1 each	1 each	1 each	—
EEWB3-61	Truck and Motor Home Plate	1 each	1 each	1 each	1 each
EEWB3-62	#16–12mm Stud Standard Cone Seat	4 each	4 each	4 each	—
EEWB3-63	#17 Tapered Stud Sprinter	—	—	3 each	—
EEWB3-64	#18–21 mm Stud Japanese	—	3 each	—	3 each
EEWB3-65	#19–14 mm Stud w/Short Cone Seat	5 each	4 each	5 each	—
EEWB3-67	#10 Centering Disk 4.60 dia	—	1 each	—	—
EEWB3-68	#16 Centering Disk 124/154 mm dia	—	1 each	—	—
EEWB3-69	#14 Centering Disk 5.25/5.46 dia	1 each	—	—	—
EEWB3-70	#13 Centering Disk 4.88/125 mm dia	1 each	—	—	—
EEWB3-71	#17 Centering Disk 142/170 mm	1 each	—	1 each	—
EEWB3-72	#12 Centering Disk 4.77 dia	—	—	1 each	—
EEWB3-73	#15 Centering Disk 161 mm dia	—	1 each	1 each	1 each
EEWB3-74	3/8-16 Flange Nut	5 each	4 each	5 each	3 each

EEWB3-75 3 pc Truck Step Cone Kit

- Low taper angle for hub centric wheels
- For 5.059"–5.683" and 6.190"–6.972" hub pilot hole sizes
- Works on wheel balancers with a 40mm shaft size



EEWB3-75



- Read and follow all safety messages and instructions
- Read safety precautions on pages W1 to W4

TIRE CHANGERS

Tire Changers come in a variety of models to fit each individual shop's needs. The Tilt-Back Tire Changer handles a variety of tire sizes and configurations, with a tower that tilts back to allow for wider tire and wheel assemblies and features a Pneumatic Bead Assist arm to assist the operator when mounting low profile tires. The Swing Arm Tire Changers have basic features for a shop that is new in the tire business or as an additional unit in a high-volume shop.

Common Features for all Snap-on® Tire Changers

- Mount/dismount head is designed to avoid direct contact with the rim
- Six point contact rim clamping jaws provide additional slip resistance
- Plastic protection on the mount/dismount head and clamping jaws prevents accidental rim damage
- Bead seating jets are integrated into clamping jaws and force additional air into tire during inflation
- Twin cylinder clamping offers more force and provides a uniform clamping pressure on the rim
- Multi-position bead breaker covers multiple applications such as SUV's and light trucks with tall sidewalls
- High-torque 1HP turntable motor minimizes stalling
- Optional accessories available for a variety of specialty applications.
- Optional safety restraint arm provides additional tire/wheel retention when seating beads
- Covered by a two year on-site parts and labor warranty



EEWH326A



EEWH329A



EEWH311C



EEWH312A

EEWH326A Tilt Back Tire Changer

- Two-Speed turntable offers a forward speed of 14 RPM to provide faster throughput when mounting initial bead and 7 RPM for precise speed control
- Laser guided mount/dismount head for quick and precise positioning
- Capable of clamping 24" diameter wheels on the inside and outside of the rim (28" with included extension adaptors)

EEWH311C Tilt Back Tire Changer

- Tilt back design speeds setup and allows for a 15" tire and rim clearance
- Capable of clamping 24" diameter wheels on the inside and outside of the rim

EEWH329A Swing Arm Tire Changer

- Ideal for handling passenger car, light truck and high-performance wheels
- Swing-arm design for fast set up time and also provides additional clearance for taller profile tires
- Mount-dismount head is positioned at 3 o'clock for easier access and locks in place away from rim edge

Common to EEWH326A, EEWH311C and EEWH329A:

- Pneumatic Bead Assist provides user with additional capability when servicing low-profile tires with stiff sidewalls
- Pneumatic cylinder raises and lowers each of the specialized tools into place
- Bead Depressor pushes tire sidewall into the drop center and follows the tire as the turntable rotates for easier mounting
- Top Roller also helps keep the bead in drop center
- Top Roller allows user to lubricate top bead prior to dismounting tire
- Wheel Depressor applies downward pressure during initial clamping
- Power Lifting Disc lifts tire off the lower bead of rim to aid user during the dismount process

EEWH312A Swing Arm Tire Changer

- Services OE wheel/tire assemblies on cars and light trucks

Specifications	EEWH326A	EEWH329A	EEWH311C	EEWH312A
Type	Two-Speed Tilt Back	Swing Arm	Tilt Back	Swing Arm
Pneumatic Bead Assist	Standard	Standard	Standard	Optional
Turntable Speed, RPM	7+14 CW/7 CCW	7 CW/7 CCW	7 CW/7 CCW	7 CW/7 CCW
Outside Clamping Range (in)	10-28	10-24	10-24	10-20
Inside Clamping Range (in)	12-24	12-26	12-24	12-22
Rim Width (max, in)	15	14	15	12
Tire Diameter (max, in)	40	42	40	40
Tire Width (max, in)	15	15	15	13
Bead Breaking Force (lb @ 150 PSI)	3,300	3,300	3,300	3,300
Air Requirements (PSI)	140-170 @ 8.5 CFM	140-170 @ 8.5 CFM	140-170 @ 8.5 CFM	140-170 @ 8.5 CFM
Voltage Requirements	230 V, 60 Hz, 1 ph, 12 A	115 V 60 Hz, 1 ph 20A	115 V 60 Hz, 1 ph 20 A	115 V 60 Hz, 1 ph 20 A
Net Weight, lb (kg)	766 (347)	717 (325)	750 (340)	442 (200)
Overall Width x Depth x Height (in)	41 x 55 x 69	68 x 49 x 89	41 x 55 x 69	41 x 49 x 68

TECHNICAL SUPPORT 1-800-225-5786



Tire Changer Accessories

Stock No.	Description	EEWH312A	EEWH311C	EEWH326A	EEWH329A
EAA0331G91A	+4" Adaptors (4 each, use with EAA0304G80A)	n/a	opt	std	opt
EAA0247G14A	Bead Breaker Extension	opt	opt	opt	opt
EAA0384G58A	Bead Breaker Support Extension	opt	opt	opt	opt
EAA0247G70A	Bead Holding Clamp	opt	opt	opt	opt
EAA0332G30A	Bead Roller	n/a	std	std	std
EAA0328G91A	Clamping Adaptor	n/a	opt	opt	opt
EAA0351G93A	+6" Clamping Adaptors (4 each)	opt	n/a	n/a	n/a
EAA0351G90A	Clamping Jaw Protectors (Set of 4)	opt	n/a	n/a	n/a
EAA0329G99A	Inflation Hose Assembly	std	std	std	std
EAA0351G95A	Light Truck Adaptors (4 each)	opt	n/a	n/a	n/a
EAA0304G32A	Light Truck Clamping Jaws	n/a	opt	opt	opt
ST4025966	Magic Bead Pusher	opt	opt	opt	opt
EAA0408G24A	Rubber Jaw Protector Pad	n/a	std	n/a	n/a
EAC0113G47A	Medium Length Jaw Protector	n/a	std	n/a	n/a
EAA0304G21A	Medium Length Jaw Protector (4 each)	n/a	n/a	std	std
EAA0351G92A	Motorcycle Adaptors (4 each)	opt	n/a	n/a	n/a
EAA0329G53A	8-24" Motorcycle/ATV Adaptors (4 each)	n/a	opt	opt	opt
ST4029337	Motorcycle Tire Mounting Head	opt	opt	opt	opt
EAK0315G48A	Mount/De-Mount Protective Inserts	std	std	std	std
EAA0329G95A	Mount/Dismount Head	std	std	std	std
EAA0304G50A	Off-Road Bead Breaker Blade	opt	opt	opt	opt
EAA0304G80A	4" Offset Mount/Dismount Head	n/a	opt	std	n/a
5-14126A	Paste Brush	std	std	std	std
8-03229A	Paste Bucket	std	std	std	std
EAA0247G20A	Plastic Mount/De-Mount Tool	opt	opt	opt	std
EAA0304G37A	Plastic Mount/Dismount Head	opt	opt	opt	opt
EAA0304G52A	3 pc Plastic Rim Protector	opt	opt	opt	opt
EAA0329G33B	Pneumatic Bead Assist	opt	n/a	n/a	n/a
EAA0329G34B	Pneumatic Bead Assist	n/a	std	std	n/a
EAA0304G15A	Protective Cover for Bead Breaker	opt	opt	opt	opt
EAC0087G48A	Protective Jaw Insert (1 each)	n/a	n/a	std	std
EAA0329G27A	Quick Change Mounting Adaptor	opt	opt	opt	opt
EAA0332G32A	Rod with Roller	n/a	opt	opt	opt
EAA0304G51A	Roller Board	opt	opt	opt	opt
EAA0270J11A	Safety Restraint Arm	opt	n/a	n/a	n/a
EAA0304G72A	Safety Restraint Arm	n/a	opt	opt	n/a
EAA0307G91A	Safety Restraint Arm	n/a	n/a	n/a	std
EAA0329G74A	Slip-on Pad Motorcycle Tire Bead Breaker	opt	opt	opt	opt
EAA0247G02A	Tire Mounting Bar	std	opt	std	std
EAA0247G04A	Tire Mounting Bar Protective Sleeves	opt	opt	opt	opt
EAA0097G47A	Wave Tire Tool	opt	std	opt	opt



• Read and follow all safety messages and instructions
 • Read safety precautions on pages W1 to W4

TIRE AND WHEEL: TIRE PRESSURE MONITORING SYSTEM

TPMS Testers



TPMS3



TPMS3U



TPMS3PRG

TPMS3 Tire Pressure Sensor System Tool Kit

- Test TPM Sensors: Diagnose sensors and determine whether or not a replacement is needed
- Also captures sensor data and displays PSI, ID, temperature and battery status
- Print Sensor Information: Allows user to print sensor information using WebTPM software (included) and PC
- Relearn TPM Vehicle Systems: Provides vehicle-specific reset procedures when vehicle tires have been rotated
- Sensor Replacements: Features vehicle-specific prompts that guide the TPM system relearn following sensor replacement
- Tire Rotations: Provides quick registration of new sensor locations after tire rotation
- Tests key FOBs for proper signal strength and battery condition
- Includes replacement TPM sensor part number lookup for OEM and aftermarket sensors
- Complete with docking/charging station
- Built-in Lithium Ion rechargeable battery

Software Updates

- TPMS3 includes webTPM portal that installs on PC or laptop and administers software updates
- Registration of tool through webTPM provides 12 months of access to new software updates as they become available
- After the first 12 months, TPMS3U update will allow software updates and additional 12-month time period
- Additional functionality of webTPM includes Print Sensor Information and the ability to add optional software such as TPMS3PRG Programmable Sensor add-on pack
- Technical Support US and Canada (English): 844-349-8767; Canada (French): 855-455-8767

TPMS3U TPMS3 Software Update

- Up to and including the current model year vehicle coverage: sensor testing, relearn procedures and ECU sensor ID registration
- Troubleshooter menu option assists technician diagnosing the TPM system
- Improved menu navigation with guided symptom-based TPM sensor tests and system relearn procedure
- Added ECU unlock for Toyota®, Lexus® and Scion® vehicles that have a TPMS dash-reset button
- Part number lookup for OEM and aftermarket sensors
- Software purchase allows user to access new updates for a period of 12 months

TPMS3PRG Programmable Sensor Add-on Package

- Use the TPMS3 to program aftermarket tire pressure sensors
- Replace a sensor with low battery life or one that is non-functioning
- Reduce sensor inventory costs - one sensor covers multiple vehicle applications
- Use to install a duplicate set of sensors in a summer/winter set of tires
- Kit consists of a 2GB Micro SD card along with registration certificate
- Registration certificate contains a code that is entered into webTPM and allows access to sensor programming functionality
- Requires TPMS3 software version CS2-02 or newer to install TPMS3PRG
- TPMS3PRG is a one-time activation to program aftermarket TPM sensors
- The TPMS3PRG with the following aftermarket programmable sensors: Alligator® sens.it®, BWD® Standard® QWIK-SENSOR™, Dorman® DIRECT-FIT, EZ-sensor®, Dynamic™ DVT Pro Select™, Hamaton® UPro, Huf® IntelliSens®, NAPA® Echlin® QWIK-SENSOR™, Orange SIMPLE SENSOR® and Steelman® Select Sensor



TPMS3BOX

TPMS3BOX TPMS Sensor Bench Tester

- Tests TPMS sensors without having to mount in a tire/wheel assembly
- Pressurizes sensor to simulate actual conditions
- Used with Tire Pressure Monitoring System Tools
- Saves time in mounting/dismounting tire

TIRE AND WHEEL: TIRE PRESSURE MONITORING SYSTEM

TPMS Tools

QDTPMS Valve Core Torque Tool

- Specifically designed to be used as a core remover and precise installer for TPMS tire valve to eliminate risk of damaging expensive TPMS sensors
- Preset to 4 in-lb to prevent over- or under-torquing
- Preset torque setting also helps prevent valve core leaks that lead to low tire pressure and TPMS alerts

QDTPMS35 TPMS Adjustable Torque Screwdriver

VSC4KT 4 pc TPMS Valve Stem Cap Set (Blue-Point®)

- Quickly evacuate air without removing valve cores
- Replace a standard sized valve cap with this tool, will depress the valve stem for rapid deflation
- Return your wheels to the original position without resetting the TPMS
- Caps are clearly marked for easy identification for the reinstall
- Blue anodizing makes caps easily visible on most rims or tires
- Knurling provides sure grip even in greasy situations
- Back side of the tool allows for valve cap storage while the tools are in use
- Vinyl holder included to keep valve stem caps together when not in use
- Includes (4) valve stem caps

S61112 1/4" Drive 6-Point Metric 11 and 12 mm TPMS Flip Socket

- Manufactured from special alloy steel, precision forged and heat-treated for optimum strength and durability
- Requires use with a 1/4" drive extension
- Used to remove and install clamp-in style TPMS sensors – combined with a torque wrench, this socket allows the technician to precisely install clamp-in style TPMS sensors



QDTPMS



VSC4KT



S61112

Valve and Stem

SDMV208 Tire Valve Bit

- Designed for use with all Snap-on® ratcheting screwdrivers
- Similar to what is covered by the TR107A, TR108, TR117O screwdrivers
- 1/4" Hex insert bit, 1" length



SDMV208

TIRE AND WHEEL: TIRE PRESSURE GAUGES

Dial Type Pressure Gauges

TPRG60 TPMS/Racing Tire Gauge (Blue-Point®)

- Ideal for applications requiring precise readings like TPMS gauge testing and performance driving
- PowerFlex® movement is both durable and accurate
- ±1% accuracy

TPG15 Low-Pressure Tire Gauge (Blue-Point®)

- Low pressure gauge for ATVs, lawnmowers, motorcycle fork tubes and more
- Unique design offers superior shock resistance: movement from socket is isolated, reducing effects of shock
- Silicone dampened gears and enhanced vibration dampening design cushion movement for extended gauge service
- Clear and concise, easy-to-read 1–15 PSI gauge displays in 1/4 PSI increments
- ±1% accuracy

PG160 Dial Type Pressure Gauge (Blue-Point®)

- Calibrated in 2 PSI increments from 10–160 PSI
- 2-1/2" diameter dial gauge with shock-resistant gauge movement
- 12" flex hard-to-reach valves (16" with chuck)
- Bleeder valve to relieve excess pressure to achieve proper inflation
- Dual foot chuck 1% accuracy

PG60 Dial Type Pressure Gauge (Blue-Point®)

- 12" flex hose and bleeder valve
- 1% accuracy
- Swivel angle chuck
- Dual scale pressure range 60 PSI, 410 kPa
- Ideal for automobile and light truck service



TPRG60



TPG15

PG160




PG60



- Do not exceed rated pressure
- Read safety precautions on pages W1 to W4

TIRE AND WHEEL: TIRE PRESSURE GAUGES



Inflators

TGIFS1 20–160 PSI Tire Gauge Inflator

- Snap-on® exclusive design
- Heavy duty billet-machined aluminum body for durability
- Dual swivel point hose for ease of use/accessing tight areas
- 20–160 PSI range
- Modular design for easy replacement of worn parts
- Double sealed scale avoids contamination from air supply
- ±1% accuracy

TIF160 Tire Pressure Gauge/Inflator (Blue-Point®)

- 1% accuracy allows for use on vehicles equipped with TPMS sensors
- Shorter hose and body length make this gauge ideal for use on cars and light trucks
- Rugged dial and plunger style mechanism preserve gauge accuracy when dropped
- Stainless-steel braided hose
- 6–160 PSI (60–1100 kPa)
- Lifetime warranty

TPGIF1600A Tire Gauge and Inflator (Blue-Point®)

- 10–120 PSI in 2 lb increments
- 1/4" FNPT air inlet fitting
- Swiveling hose for easy gauge positioning
- Zinc body with heavy duty brass valves
- Easy-to-read sight glass featuring PSI and kPa readings
- ±1% accuracy

TIFHD160 Truck Tire Inflator (Blue-Point®)

- Inflate heavy-duty truck tires quickly and safely
- Gauge measures from 6–160 PSI (40–1100 kPa)
- Includes 14" dual foot budd chuck with locking threads
- High quality 48" extended rubber hose (tested to 300 PSI)
- 1/4" NPT Brass fitting for inlet air connection
- 360° swiveling gauge for easy reading
- Rubber gauge guard for added shock resistance
- Rugged geared gauge construction (not bourdon tube like most dial gauges) for added durability
- 48" hose and chuck allow a tire technician to stand outside of the trajectory zone as noted in OSHA1910.177 standards, servicing multipiece and single piece rim wheels
- This standard requires a sufficient length of hose exist between the chuck and valve

TPGDL1000C Digital Inflator with Coated Hose

- Reads in 0.1 PSI increments, range of 5–150psi
- Comes with coated, stainless steel hose
- Back-lit display, with PSI, kPa, bar and kg/m²
- Dual foot and clip-on chuck included with 1/4" threads for easy use with any open chuck
- 1/4" NPT air inlet fitting
- Rubber body prevents damage when dropped



TPGD150



TPGDL150

Digital Tire Pressure Gauges


TPGD150 Digital Tire Pressure Gauge (Blue-Point®)

- Ranges from 5–150 PSI in 0.5 increments
- Flexible 11" braided hose with dual foot chuck helps access hard-to-reach tire valves
- Black ribbed gauge guard provides a sure gripping surface and helps protect the gauge if dropped
- Auto shutoff extends battery life
- 1% accuracy

TPGDL150 Digital Tire Pressure Gauge (Blue-Point®)

- Backlit for easier measurement reading
- Auto shutoff extends battery life
- 5–150 PSI reading
- Shockproof rubber guard to prevent damage when dropped
- Molded finger grips for added comfort
- Heavy die cast faceplate
- Includes steel belt clip and batteries
- ±1% accuracy

TIRE AND WHEEL: TIRE PRESSURE GAUGES



Pencil Tire Pressure Gauges

PGP20 Tire Pressure Pencil Gauge (Blue-Point®)

- 20 PSI pencil gauge for low pressure applications
- 0.5 PSI accuracy for the full range of scale
- Laser engraved barrel
- Full metal body construction
- Pocket clip holds gauge securely in pocket
- Ideal for ATVs and riding mowers

PGPS50GB Master's Choice Pencil Tire Gauge in Solid Maple Box

- Durable brass construction promotes longevity and resists corrosion
- ±1% accuracy exceeds ANSI® standards and allows for use on vehicles with TPMS sensors
- Dual scale measures from 5–50 PSI and from 34.4 kPa–344.7 kPa
- The solid maple box protects and showcases this high quality gauge

PGPS50 Master's Choice Tire Pressure Pencil Gauge

- Tire pressure gauge only
- +/- 1% accuracy exceeds ANSI® standards and allows for use on vehicles with TPMS sensors
- Dual scale measures from 5 PSI to 50 PSI and from 34.4 kPa to 344.7 kPa

PGPS50-BOX Master's Choice Box (Solid Maple)

- Wooden box only

TGS1 Sight Glass Test Gauge

- Gauge is accurate enough to use for TPMS applications
- Rugged sight glass design for better durability and readability
- 1% Master Gauge Accuracy, with certificate of accuracy included
- Durable billet machined 6061-T6 aluminum body
- Dual Foot Budd Chuck
- 10–160 PSI
- Unique comfort grip for easy use
- Can be calibrated in the field (instruction included)

PGP120 Pressure Gauge (Blue-Point®)

- Calibrated in 2 PSI increments from 10–120 PSI and in 10 kPa increments from 100–800 kPa
- Chrome body
- 1% gauge accuracy
- 5-3/4" long

PGP45LQ Air Liquid Pressure Gauge (Blue-Point®)

- Calibrated in 1 PSI increments from 5–45 PSI

- Can be used on any standard or liquid solution-filled tires
- Spring retracts into gauge, causing pump action to expel tire liquid
- Chrome body
- 1% gauge accuracy
- 5-15/16" long

PGP50 Pencil Tire Pressure Gauge (Blue-Point®)

- Calibrated in 1 PSI increments from 5–50 PSI and 5 kPa increments from 50–350 kPa
- Chrome body
- 1% gauge accuracy
- 5-3/4" long

PGPL150 Pencil Tire Pressure Gauge (Blue-Point®)

- Calibrated in 2 PSI increments from 10–150 PSI
- Straight dual foot is well suited for Budd style truck tires
- 30° angle reverse foot assists in hard-to-reach areas
- Includes hanging clip
- Chrome body
- 1% gauge accuracy
- 12" long

AIR CHUCKS



Closed Air Chucks

GA356B Dual Foot Air Chuck (Blue-Point®)

- 1/4"-18 female NPT with 5/8" hex nut
- Straight foot works well on Budd style wheel rims
- 30° angle reverse foot is helpful in limited access situations
- 6-1/2" long

GA460B Dual Foot Air Chuck (Blue-Point®)

- 1/4"-18 female NPT
- 6-1/8" long
- Maximum rating is 150 PSI
- For use with air lines only, do not use on inflators

GA296B Angled Air Chuck (Blue-Point®)

- 1/4"-18 female NPT
- Rubber gasket included
- Maximum rating is 150 PSI
- For use with air lines only, do not use on inflators

GA358B Instinct® Handle Air Chuck

- Features comfortable Instinct® screwdriver-style handle
- Thread size of 1/4" NPT
- Overall length of 7"
- Maximum rating is 150 PSI
- FOR USE WITH AIR LINES ONLY – DO NOT USE ON INFLATORS

GA359B Instinct® Handle Air Chuck Dual Foot

- Features comfortable Instinct® soft-grip screwdriver handle
- Dual-foot chuck easily accesses hard to reach inner tandem wheels
- 30° reverse angle chuck can be used on outside tires
- Thread size of 1/4" MNPT
- Overall length of 12"

YA173B Clip-on Style Angled Air Chuck (Blue-Point®)

- 1/4"-18 female NPT
- Spring loaded, trigger operated valve stem clip
- Maximum operating pressure is 200 PSI
- For use with air lines only – do not use on inflators

TPDF14A Long Reach Dual Foot Air Chuck (Blue-Point®)

- 14" Long reach dual chuck
- Straight on chuck with 30° reverse chuck
- All metal components
- Work well for reaching dual wheel truck tires
- Compatible with Snap-on® and Blue-Point® inflators



- Do not exceed rated pressure
- Read safety precautions on pages W1 to W4

AIR CHUCKS



GAOC356



GAOC460



TPDFOC14



TPLOC2

Open Air Chucks

GAOC356 Dual Foot Air Chuck (Blue-Point®)

- 1/4"-18 female NPT with 5/8" hex nut
- Straight foot works well on Budd style wheel rims
- 30° angle reverse foot is helpful in limited access situations
- 6-1/2" long

GAOC460 Dual Foot Air Chuck (Blue-Point®)

- 1/4"-18 female NPT
- 6-1/8" long

TPDFOC14 Long Reach Dual Foot Air Chuck (Blue-Point®)

- 14" Long reach dual chuck
- Straight on chuck with 30° reverse chuck
- All metal components
- Work well for reaching dual wheel truck tires
- Compatible with Snap-on® and Blue-Point® inflators

TPLOC2 Heavy Duty Air Chuck (Blue-Point®)

- 1/4" NPT Open style air chuck
- Heavy duty coupling style teeth for a secure lock on all tire valves
- Full metal one piece construction for added durability
- Secure connection to all standard sized Schrader® valves found on cars, trucks, motorcycles, RV's, and light duty tractors
- For use on tire inflators

VALVE TOOLS



TR107A



TR108



TR109



TR1170



VT14



GA143C



VT1B

Valve and Stem

TR107A Tire Valve Tool with Black Handle

TR107AG Green, TR107AO Orange, TR107AR Red

- Designed to install and remove standard tire valve cores
- Larger screwdriver style handle
- Comfortable, durable acetate handle
- 6-1/4" long

TR108 Tire Valve Core Tool

- Designed to install and remove standard tire valve cores
- Larger screwdriver style handle
- Comfortable, durable acetate handle
- 4-3/4" long

TR109 Valve Core Tool

- Use to remove or replace valve cores on A/C systems (large bore)
- 6-3/4" long

TR1170 Valve Core Remover/Installer Tool

- Designed to install and remove standard tire valve cores
- 6-1/4" long

VT14 Universal Valve Core Tool (Blue-Point®)

- Double-ended bit removes and installs large and small valve cores
- Reverse the double-ended wrench in the tool body to fit both large and small valve cores
- Use the cup end to remove valve caps

GA143C Valve Core and Stem Tool (Blue-Point®)

- Four-function tool inserts and removes cores, taps inner stem threads and chases outer threads
- 1-7/8 x 13/16"

VT1B Valve Stem Puller

- Vinyl spacer protects rims
- Simplify inserting any tubeless tire valve
- Swivel head screws onto cap thread of tire valve
- Handle is used as a lever to pull tire valve into rim hole



TDG1



TDG2

Tread Depth Gauge

TDG1 Tread Depth Gauge (Blue-Point®)

- Sliding gauge is colored coded to more easily identify when it is time for a new tire
- Measures to a depth of 1" in 1/32" increments
- Plastic body with aluminum probe and sliding gauge
- Includes pocket clip

TDG2 Dial Type Tread Depth Gauge

- Oversized dial allows for much easier reading than stick type tread depth gauges
- Geared interior movement for increased ruggedness
- Reads in 1/32" increments and has a color coded dial design

Torque Sticks/Standard Duty

- Strobe marks stop turning at precisely the right torque
- Engineered for rugged professional environments
- Manufactured with heat treated Swedish spring steel in a solid one piece design
- Sticks are individually packaged

- Sets come with a color coded torque chart showing the correct stick for nearly every foreign and U.S. vehicle
- Lifetime guarantee

Stock No.	Size, mm	Color	Torque Limit, ft-lb	Drive Size, inches	Set Contains:		
					BTQS1000	BTQS600	BTQS500
BTQS12A	21	Brown	100	1/2	•		
BTQS12AA	22	Orange	75	1/2		•	
BTQS12B	21	Light Brown	80	1/2	•		•
BTQS12BB	21	Charcoal	147	1/2	•		•
BTQS12C	19	Gray	100	1/2	•		•
BTQS12D	21	Black	60	1/2			
BTQS12E	19	Blue	80	1/2	•		
BTQS12EE	22	Turquoise	140	1/2	•		•
BTQS12F	19	Yellow	65	1/2			•
BTQS12G	17	Red	80	1/2			•
BTQS12H	17	Green	55	1/2			•
BTQS12HH	22	Medium Brown	110	1/2			
BTQS12I	22	White	120	1/2	•		•
BTQS12K	17	Light Yellow	113	1/2			•
BTQS12KK	21	Red-Orange	110	1/2			•
BTQS12MM	17	Off-White	90	1/2			•
BTQS12NN	19	Light Tan	90	1/2			
BTQS1200	19	Quartz	120	1/2			
BTQS12T	24	Light Green	140	1/2	•		
BTQS12UU	14	Mud	80	1/2			
BTQS12XX	21	Light Purple	160	1/2	•		
BTQS12Y	22	Light Blue	100	1/2	•		



BTQS1000



BTQS500



BTQS600

Sets shown include storage case

BTQSWC13 Wall Chart

- Color wall chart for service bays

Torque Sticks/Heavy Duty

Stock No.	Size, inches (mm)	Color	Torque Limit, ft-lb	Drive Size, inches	Set Contains:
					BTQSHD400
BTQSHD34114	1-1/4 (31.7)	Red	250	3/4	
BTQSHD3433M	1-19/64 (33)	Brown	475	3/4	
BTQSHD1114	1-1/4 (31.7)	Red	250	1	•
BTQSHD133M	1-19/64 (33)	Brown	475	1	•
BTQSHD1112	1-1/2 (38)	Black	475	1	•
BTQSHD11316	13/16 (21)	Yellow	475	1	•

Set shown includes storage case



BTQSHD400

TUAM4E



Hex/Stubby Universal, mm, chrome (1/4")

TUAM4E 1/4" Drive 4 mm Stubby Flex Hex Bit Socket

- Manufactured from special alloy steel
- Precision machined and heat treated for optimum strength and durability
- Nickel Chrome finish helps protect against corrosion and makes it easy to wipe clean

Torque Sticks/Special Application

Stock No.	Size, mm	Color	Torque Limit, ft-lb	Set Contains:
				TSS2KT
TSS2TT	22	Pink	150	•
TSS2QQ	22	Salmon	95	•



TSS2KT

Torque Extensions

- Help eliminate over-torqued lug nuts, broken or damaged studs and distortion of rotors, drums and wheels
- Color coded low friction sleeve for quick reference
- Cold formed special alloy steel for greater accuracy and strength
- 1/2" male and female square drive for use with appropriate impact socket
- Female square drive designed for improved retention on impact wrenches
- Male square drive has friction ring for secure socket retention



305TSKTA

Stock No.	Color	Torque Limit, ft-lb	Set Contains:
			305TSKTA
TSKT65A	Yellow	65	•
TSKT80A	Blue	80	•
TSKT100A	Gray	100	•
TSKT120A	White	120	•
TSKT140A	Teal	140	•

Set shown includes storage case



- Read and follow all safety messages in instructions
- Check final torque on lug nuts with a torque wrench
- Read safety precautions on pages W1 to W4

TIRE AND WHEEL: LUG/RETAINING NUT SOCKETS

Lug Nut Sockets

LSR1500 Standard/Twist Wheel Flip Socket Set (Blue-Point®)

- Five sockets for use on the most popular lug nut sizes (17 mm, 19 mm, 3/4", 21 mm, 13/16" and 7/8")
- Six-point Flank Drive® wrenching system at one end and a six fluted twist socket for removal of damaged wheel lugs at the other end
- Flip the socket when encountering a damaged head
- Knurling identifies twist socket end
- Sockets and 3-1/2" extension are all 1/2" drive for use with hand drivers or impact wrenches
- Black oxide finish
- Includes storage case



LSR1500

LSR2000 3 pc 1/2" Square Drive Thinwall Wheel Flip Socket Set (Blue-Point®)

- Covers the four most popular lug nut sizes (3/4 and 13/16", 19 and 21 mm)
- Flank Drive® wrenching configuration
- 1/2" square drive located at center of socket
- Use with hand driver or impact wrench
- Includes (2) lug nut sockets and 3-1/2" extension
- Black industrial finish
- Includes storage case



LSR2000

LSR2000PLUS 3 pc 1/2" Square Drive Lug Nut Flip Socket Set (Blue-Point®)

- Includes (3) lug nut flip sockets (3/4 and 13/16", (7/8 and 15/16") and (19 and 21 mm)
- All sockets are 3" long
- 1/2" square drive located at center of socket
- Use with hand driver or impact wrench
- Includes storage case
- Black industrial finish on all components
- Requires use of optional LSR1000EXT extension (not included)



LSR2000PLUS

LSR1150 1/2" Square Drive SAE 3/4 and 13/16" Thinwall Wheel Flip Socket (Blue-Point®)

- Thinwall wheel flip socket covers 3/4 and 13/16" wheel lug sizes
- Use with hand driver or impact wrench
- 3" long



LSR1150

LSR1250 1/2" Square Drive Metric 19 and 21 mm Thinwall Wheel Flip Socket (Blue-Point®)

- Thinwall wheel flip socket covers 19 and 21 mm wheel lug sizes
- Use with hand driver or impact wrench
- 3" long



LSR1250

LSR2500 Lug/Lock Flip Twist Socket Set (Blue-Point®)

- Quickly and easily remove damaged wheel lugs (six flute end) or damaged wheel locks with damaged or lost keys (12 flute end)
- 1/2" square drive located at center of socket
- Use with hand driver or impact wrench
- Includes LSR2501 and LSR2502 lug/lock sockets and 3-1/2" extension in a custom case
- Black industrial finish



LSR2500

LSR2501 Lug/Lock Flip Twist Socket (Blue-Point®)

- 3/4" 19 mm twist socket quickly and easily removes damaged wheel lugs (six flute end) or damaged wheel locks with damaged or lost keys (12 flute end)
- Use with hand driver or impact wrench
- Black industrial finish: 2-5/8" long

LSR2502 Lug/Lock Flip Twist Socket (Blue-Point®)

- Same as LSR2501 except in 7/8" size

LSR2503 Lug/Lock Flip

Twist Socket (Blue-Point®)

- Same as LSR2501 except in 17 mm size



LSR2503

LSR2500PLUS 3 pc 1/2" Square Drive Lug/Lock Flip Twist

Socket Set (Blue-Point®)

- Quickly and easily remove damaged wheel lugs (six flute end) or damaged wheel locks with damaged or lost keys (12 flute end)
- 1/2" square drive located at center of socket
- Use with hand driver or impact wrench
- Includes (3) lug/lock sockets
- Black industrial finish
- LSR1000EXT is optional 3" extension for the set
- Includes storage case



LSR2500PLUS

LSR1450 Thinwall Wheel Flip

Socket (Blue-Point®)

- Covers 17 mm and 19 mm wheel lug sizes
- Flank Drive® wrenching configuration
- 1/2" square drive located at center of socket (requires optional extension LSR1000EXT)
- Ideal companion to LSR2000 and LSR2000PLUS
- Black industrial finish
- Major O.D.: 1.03" (26.3 mm)
- Minor O.D.: 0.94" (23.9 mm)
- Length: 3" (76.2 mm)



LSR1450

LSR1580 1/2" Square Drive Metric 21 and 22 mm Thinwall Wheel Flip

Socket (Blue-Point®)

- Thinwall wheel flip socket covers 21 and 22 mm wheel lug sizes
- Use with hand driver or impact wrench
- Requires use of optional LSR1000EXT extension
- 3" long



LSR1580

LSRM2000 Metric Flip

Socket Set (Blue-Point®)

- Includes LSR1580 and LSR1450 sockets plus LSR1000-EXT 3" extension
- Designed for 2005 and later vehicles
- Includes 17 mm, 19 mm, 21 mm and 22 mm sizes
- Applications: Dodge® Pickup 1500, Dodge® SRT-10, Honda® Odyssey®, Land Rover® L3, Range Rover® and Sport, Lexus® LX470 and Toyota® Land Cruiser® vehicles



LSRM2000

LSR1560 Flip Socket (Blue-Point®)

- 7/8" and 1" socket size: 3" long
- Use with hand driver or impact wrench
- Expands LSR2000 and LSR2000PLUS sets
- Requires use of LSR1000EXT extension (not included)
- 1/2" square drive located at center of socket
- Applications: (7/8") Chevy®, GMC® vans, Dodge® 1500 Ram® Pickup, Ford® E250/350, Ford® Super-Duty, Hummer® H1, Lincoln® Blackwood®, Lexus® LX470, Toyota® Land Cruiser, Jaguar® XJ Series, (7/8 and 1") Chevy/GMC Pickups and SUVs, (1") Plymouth® 1 ton vans



LSR1560

LSR1570 Flip Socket (Blue-Point®)

- 15/16 and 1-1/16" socket size: 3" long
- Use with hand driver or impact wrench
- Expands LSR2000 and LSR2000PLUS sets
- Requires use of optional LSR1000EXT extension
- 1/2" square drive located at center of socket
- Applications: (15/16") Dodge® Ram® 2500, 3500, (1-1/16") Land Rover®, Range Rover® Discovery II, Ford® E300/350, Ford® F300/350



LSR1570



Lug Nut Sockets

SLSM1922 1/2" Drive 19/22 mm Impact Flip Socket

- Manufactured from special steel with higher alloy content
- Precision-machined and heat-treated for optimum strength and durability
- 1/2" drive socket employs Flank Drive® technology with single hex design on both ends
- Industrial finish helps protect against corrosion

DW402C 3/4" Drive 6-Point SAE 1-1/4" Dayton Lug Nut Impact Socket

- Use with socket retainers

2003LN 3 pc 1/2" Drive Double-Ended Lug Nut Socket Set

- Includes (2) double ended lug nut sockets and 3" extension bar

A98A 1/2" Square Drive 6-Point SAE Lug Nut Socket

- 1/2" square drive is recessed between (two) six-point wrench openings: 3/4" and 13/16"
- Length 2-3/4", diameter 13/16"

A98M 1/2" Square Drive 6 Point Metric Lug Nut Socket

- 1/2" square drive is recessed between (2) six-point wrench openings: 19 and 21 mm
- Length 2-3/4", diameter is 13/16"

IMX32B 1/2" Drive 3" Snap Ring Impact Extension

- Snap-on® impact extensions are heat-treated to optimize impact service life with a lower hardness and able to withstand repeated cycling loads of impact wrenches
- Snap-on® uses a proprietary blend of special alloy steel that provides long life and great strength

TSR500 Lug Nut Remover Socket (Blue-Point®)

- Use on late model OEM and aftermarket lug nuts
- Dual sided design allows use on 3/4", 13/16", 19 mm and 21 mm lug nuts
- Use with 1/2" drive impact wrench
- Fluted socket design helps remove most stubborn Lug nuts
- Includes extractor punch

TSR600 Locking Lug Nut Socket (Blue-Point®)

- 1/2" square drive is located in the center of the socket
- Use included pin to dislodge lug nut if wedged in socket
- Removes most locking lug nuts and has two-in-one flip socket design
- For use with impact wrench
- Fluted for extra grip

TSR700 Lug Nut Remover Socket (Blue-Point®)

- Use on late model OEM and aftermarket lug nuts
- Dual sided design allows use on 7/8", 1", 22 mm and 25 mm lug nuts
- Use with 1/2" drive impact wrench

- Six flute socket design helps remove most stubborn hex lug nuts

TSR800 Lug Nut Remover Socket (Blue-Point®)

- Use on late model OEM and aftermarket lug nuts
- Dual sided design allows use on 7/8", 1", 22 mm and 25 mm lug nuts
- Use with 1/2" drive impact wrench
- Six flute socket design helps remove most stubborn hex lug nuts

TSR1000 Lug Nut Socket Set (Blue-Point®)

- Set includes TSR500 and TSR600 lug nut sockets plus YA1005-7 extractor punch
- Use TSR500 on late model OEM and aftermarket lug nuts
- Dual-sided design allows use on 3/4", 13/16", 19 mm and 21 mm lug nuts
- TSR600 removes most locking lug nuts and has a two-in-one flip socket design
- For use with 1/2" drive tools
- Fluted socket design provides extra grip

TSR1240 Lug Nut Removal Socket (Blue-Point®)

- 21 mm/21.5 mm socket, use for Chrysler® and Dodge® applications

TSR1250 Lug Nut Removal Socket (Blue-Point®)

- Dual flip 1/2" drive impact socket design
- Removes lug nuts with missing or distorted caps
- 19.5 mm side fits distorted 19 mm chrome caps found on many GM® and Chrysler® vehicles
- 18.5 mm side fits rusted lug nuts missing chrome covers

TSR1260 1/2" Drive Metric 22 and 22.5 mm Dual Flip Lug Nut Removal Impact Socket (Blue-Point®)

- Works great on lugs that are rusted or have missing caps
- Use for Dodge® 16-17" aluminum wheels

TSR1270 Lug Nut Removal Socket (Blue-Point®)

- 1-1/16"/27.5 mm socket, use for Range Rover® and Land Rover® applications

TSR1230 Lug Nut Removal Socket Set (Blue-Point®)

- Set includes TSR1240, TSR1250, TSR1260 and TSR1270 Dual Flip sockets plus YA1005-7 Extractor Punch in custom vinyl bag
- Works great on lugs that are rusted, have missing caps or are missing caps altogether

YA1005C Locking Lug Nut Remover Kit (Blue-Point®)

- Removes locking lug nuts and locking hubcaps on most vehicles including the new Chrysler® hubcap locks
- Updated set includes new turbo lug nut socket to easily remove damaged 3/4", 13/16", 19 and 21 mm lug nuts
- Tapered swirl in socket bites into damaged lug nut for quick removal
- Intended for hand use only, except for turbo lug nut socket, which should be used with an impact wrench



WARNING



• Read safety precautions on pages W1 to W4

TIRE AND WHEEL: LUG/RETAINING NUT SOCKETS

Lug Nut Sockets (3/8" drive)



203FLSM

Stock No.	Square Drive, inches	Wrench Size, mm	Overall Length, inches
FLS2426	3/8	3/4 and 13/16	3
FLSM1719	3/8	17 and 19	3
FLSM2122	3/8	21 and 22	3

203FLSM 3 pc 3/8" Drive Lug Nut Socket Set

- Includes FLSM1719 (17/19 mm) and FLSM2122 (21/22 mm) Metric Flip Lug Nut Sockets plus IMX31 Impact Extension

SIMML210 Lug Nut Socket

- Long socket designed to fit lug nut applications where an extension would be needed
- Flank Drive® wrenching configuration where the socket grips the fastener on the flanks/flats increasing torque by up to 15%-20%
- Forged from tough alloy steel to increase safety, impact sockets are heat treated to a lower hardness to add impact resistance and ductility
- One-piece design



SIMML210

Lug Nut Sockets (Magazine Loading)

- Allow easy multiple lug nut removal up to 5 lug nuts at a time
- Eliminates rolling or lost lug nuts and wasted motion
- Ideal for use in tire and brake shops
- Adjust type 9, 12 and 16 cu in air chambers that are equipped with 1/2 to 20" threaded rod and 3/4" nut



LMS24

Stock No.	Wrench Size	Square Drive, inches	Outside Dia., inches	Overall Length, inches
LMS24	3/4" (19 mm)	1/2	1	5-5/16

Wheel Lock Sockets

LSR1000A Wheel Lock Removal Socket Set (Blue-Point®)

- Easily removes most lug nuts and wheel locks on most US and import passenger vehicles and light trucks
- Use with hand driver or impact wrench
- Some sockets cover specific GM®, Ford® and Chrysler® applications
- Set includes 11 sockets, extension and extractor punch in storage case



LSR1000A

Torque Wrenches

BRUTUS3R300 1/2" Drive Heavy Duty Torque Wrench

- Expanded range allows extended coverage with 1/2" drive tool servicing a majority of vehicles and large pick-ups
- Gives user additional range in applying torque and needing angle on high torque applications
- Roll-stamped tube: stamped scale (ft-lb) offers better permanency and visibility in increments of 2 ft-lb
- Features heavy duty components; thicker diameter main tube, cam and internal components for strength and durability
- Overall length is 32-1/2" L (previous model 28" L), accuracy is ± 6% CW and CCW



BRUTUS3R300



WHV1



WHM1



WHS1



WHB1

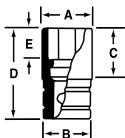
Wheel Hangers

Allow faster, safer and easier balancing of wheels when attempting to insert and tighten wheel bolts.

Set Contains: **WHS4**

Stock No.	Thread Size	Hex Size, mm	Applications	
WHM1	M12 x 1.5	10	Mercedes-Benz®, BMW®, MINI®, Cadillac® Catera, Chrysler® Crossfire	•
WHS1	M14 x 1.5	15	Current Mercedes-Benz®, current Dodge® Sprinter® trucks, Freightliner® Sprinter® trucks from 2002-2004	•
WHV1	M14 x 1.5	10	Volkswagen®, Audi®, Mercedes-Benz® ML Class, BMW® 7 and X5 Series, Porsche®	•
WHB1	M14 x 1.25	10	2009-current BMW® and Mini® vehicles	•
WHD1	M12 x 1.25	10	Applications include 2012-2014 Dodge® Dart®, 2015 Chrysler® 200®, and 2014 Jeep® Cherokee® vehicles	•
WHM2	M12 x 1.5	10	Mercedes-Benz®, BMW®	
WHS2	M14 x 1.5	15	Dodge® Sprinter®, Freightliner®	
WHV2	M14 x 1.5	10	VW®/Audi®	
WHP1	M16 x 1.5	15	RAM Promaster Vehicles	

TIRE AND WHEEL: AXLE NUT SOCKETS



Deep, mm **305SIMMY**

Set Contains:

Stock No.	Size, mm	A	B	C	D	E	
SIMM290	29	41.3	41.3	71.6	88.9	21.3	•
SIMM300	30	42.9	42.9	71.6	88.9	21.6	•
SIMM340	34	49.3	49.3	72.8	88.9	22.6	•
SIMM350	35	50.8	50.8	72.8	88.9	22.9	•
SIMM360	36	50.8	50.8	72.8	88.9	22.9	•



ANS1938

1/2" Square Drive

Use with a torque wrench to service truck wheel bearing lock nuts.

Stock No.	Nominal Size	Style
ANS1937*	2-1/2"	6-point
ANS1938	2-3/4"	6-point
ANS1939*	2-3/8"	6-point

*Fits special "rounded" hex nuts on Dana® axles of some Ford® trucks.

3/4" Square Drive

Stock No.	Nominal Size	Style
ANS1900B	2-1/8" (54 mm)	6-point
ANS1933A**	59 mm	6-point
ANS1901A	2-3/32"	6-point
ANS1920A	2-1/4"	6-point
ANS1902A	2-3/8"	6-point
ANS1903A	2-3/8"	8-point
ANS1921A	2-1/2"	6-point
ANS1928A*	2-9/16"	6-point
ANS1905A	2-9/16"	8-point
ANS1904A	2-9/16"	6-point
ANS1922A	2-5/8"	6-point
ANS1923A	2-3/4"	6-point
ANS1924A	2-3/4"	8-point
ANS1926A	2-13/16"	8-point
ANS1932A	2-7/8"	6-point
ANS1906A	3"	6-point
ANS1907A	3"	8-point

Stock No.	Nominal Size	Style
ANS1908A	3-1/4"	6-point
ANS1909A	3-1/4"	8-point
ANS1910A	3-1/2"	6-point
ANS1911A	3-1/2"	8-point
ANS1925A	3-3/4"	8-point
ANS1927A	3-13/16"	8-point
ANS1912A	3-7/8"	6-point
ANS1913A	3-7/8"	8-point
ANS1914A	4"	6-point
ANS1915A	4-1/8"	6-point
ANS1916A	4-3/8"	6-point
ANS1917A	4-3/8"	8-point
ANS1918A	4-7/8"	6-point
ANS1919A	4-7/8"	8-point

*Fits special "rounded" hex nuts on Dana axles of some Ford trucks.

**For 1/2 ton vehicles with automatic locking nuts. Designed for late model Ford vehicles. 3/4" square drive, 59 mm nominal size. Industrial finish.



ANS1900B



ANS1933A



S8695C



S6109A



S6146

Retaining Nut Sockets

S8695C Axle Nut Socket 4 Lug

- 1/2" square drive: 3-3/4" long
- For 1/2 ton vehicles with manual locking nuts
- Use on front wheel bearing retaining nut on Dana® 44 Series Axle used on 1959 and later GM®, Ford®, Dodge® and AMC®
- Industrial finish
- Railroad applications: use to install or remove point detector bushing found on WABCO-M23B switch machines

S6146 1/2" Square Drive Axle Nut Socket Four Lug

- For front wheel bearing retaining nut on 3/4-ton vehicles with Dana® 60 series axle used on GM®, Ford® and Dodge® trucks
- 3-3/4" long
- Industrial finish

S6109A Axle Nut Socket 6 Lug

- For front wheel bearing retaining nut on 3/4 ton vehicles with heavy duty suspension
- Designed for use on GM®, Ford® and Dodge® trucks with Dana® 70 Series axle
- 1/2" square drive: 3-3/4" long
- Industrial finish

SPANNER SOCKETS

Spanner Sockets

For use with a torque wrench when servicing Chevrolet®, GM® and Ford® axles

Stock No.	Square Drive, inches	No. of Lugs	Outside Dia., inches	Applications
ANS1929A*	3/4	6	2-5/8	Chevy®/GMC® with 5,200 and 7,200 lb axles
ANS1930	3/4	6	2-7/8	Chevy®/GMC® with 11,000 and 13,500 lb axles
ANS7269A	1/2	4	2-3/4	1985 and later Ford® F250/F350 with floating rear axle.

*Blue-Point



ANS1929A



• Read safety precautions on pages W1 to W4

TIRE AND WHEEL: SPINDLE NUT SOCKETS



SNS2467



SNS2770



SNS3195



SNS3246

Spindle Nut Sockets

SNS2467 Spindle Nut Socket (Blue-Point®)

- Remove and install four-slot axle lock nuts
- 1/2–3/4 ton Dana® 44 axle
- Socket I.D.: 2"
- 1/2" drive

SNS2770 Socket, Spindle Nut, 6 Lug, 4 Wheel Drive (Blue-Point®)

- Remove and install four-slot front axle lock nuts
- 3/4–1 ton Dana® 44 axle
- Socket I.D.: 2-1/4"
- 1/2" drive

SNS3195 Spindle Nut Socket (Blue-Point®)

- For high-shear rotating nuts
- 1/2 ton Dana® 80 axle
- Socket I.D.: 2-3/8"
- 1/2" drive

SNS3246 Socket, Spindle Nut, 4 Lug, 4 Wheel Drive (Blue-Point®)

- Remove and install four-slot axle lock nuts
- 3/4–1 ton
- Socket I.D.: 2-1/4"
- 1/2" drive



YA6540

Axle Lock Nut Removers

YA6540 Nut Remover Kit for Toyota®/Lexus® vehicles Axle Locks

- This tool kit prevents damage to the axle shaft threads when removing the lock nut
- Unlocks and removes the 30 mm axle nuts from Toyota®/Lexus® vehicles
- Kit combines a 1/2" drive 12-point special depth 30 mm impact socket and unique angle axle-nut release tool
- This tool kit prevents damage to the axle shaft threads when removing the lock nut
- Unlocks and removes the 30 mm axle nuts from Toyota®/Lexus® vehicles
- Kit combines a 1/2" drive 12-point special depth 30 mm impact socket and unique angle axle-nut release tool

YA6541 1/2" Drive 30 mm Impact Socket (Blue-Point®)

YA6542 Lock Nut Release Tool (Blue-Point®)



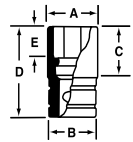
SIMDM300



IMDM320



IMDM390



Special Application Axle Nut Sockets (mm)

Stock No.	Size, mm	Style	A	B	C	D	E
SIMDM300	30	12-point	42.9	42.9	71.1	88.9	21.6
IMDM320	32	12-point	45.7	45.7	36.8	50.8	20.6
IMDM390	39	12-point	53.8	39.6	36.8	50.8	22.3
SIMM360TW	36	6-point	47.2	45.8	72.8	88.9	22.9

SIMDM300 1/2" Drive 6-Point Metric 30 mm

Flank Drive® Deep Impact Socket

- Applications: Axle nut removal for Toyota®: Avalon®, Camry®, Highlander® and Matrix®; Lexus®: ES300; Pontiac®: Vibe®; VW®: Beetle®, Jetta® and Golf® (1999 and later); Dodge®: Dodge®/Freightliner® Sprinter® vans with 215 mm rear axle (2004 and newer)
- Applications: Automatic transmission tail output shafts for Chrysler®: 300C and Crossfire® (2004); Dodge®: Magnum® (2004); Jeep®: Grand Cherokee® V6 models (2005); Mercedes-Benz®: Many years of coverage
- Snap-on® impact sockets are heat-treated to optimize impact service life with a lower hardness than hand sockets and are able to withstand repeated cycling loads of impact wrenches
- Snap-on® uses a proprietary blend of special alloy socket steel that provides long life and great strength
- Flank Drive® wrenching system delivers up to 20% more turning power without slipping or rounding while exceeding ANSI® performance standards

IMDM320 12-Point Metric Shallow Impact Socket

- Applications: Service axle nuts on Mercedes-Benz® w140 chassis 1992–1999 SC and SL Class, Porsche® Boxster®, Cayenne® and 944 plus BMW® x3, X5® and X6® Series 2007 vehicles and later
- Other uses include drive shaft nuts on VW® Touareg® vehicles 2003 and later

IMDM390 12-Point Metric Shallow Impact Socket

- Use on front axle hub of 2007 Toyota® Tundra 4WD
- Applications: Use for servicing Inner Rack and Pinion Nuts on BMW® X5® and X6® vehicles

SIMM360TW Axle Nut Socket

- Thin wall design provides the extra room needed to remove and install the axle nut on Chevrolet® Sonic® vehicles

Wheel Hub Lock Tool

WLT1 Wheel Hub Lock Tool (Blue-Point®)

- Eliminates need for assistant to hold brake pedal while axle nuts are removed or installed
- Works on any vehicle with wheel stud bolt patterns ranging from 4 x 100 mm – 8 x 170 mm
- One-piece design with incorporated cushioned grip handle for comfort and ease-of-use
- Can also be used to hold rear differential yoke on solid axle vehicles during pinion seal or bearing service, as well as many other types of machines with drive shafts, yokes and universal joints



WLT1



YA6545

Staked Axle Nut Punches

YA6545 Staked Axle Nut Punch Set (Blue-Point®)

- Punches release and stake the crush type axle nuts found on many vehicles
- Using punches with an air hammer makes it quick and easy to fully disengage the axle nut crimp therefore reducing damage to the threads
- Fully crimps the nut eliminating axle nuts correctly
- When re-staking the nut, the tool has the right size and shape to fully lock the nut in place
- When used with an air hammer the job is quick and easy
- Saves time and money on broken screwdrivers



SIM540A

Special Application Axle Nut Sockets (inches)

SIM540A 6-Point Axle Nut Socket

- Remove or install 1996 and later Dodge® truck axle nuts
- Use on truck and bus wheel applications
- Flank Drive® wrenching design
- 1/2" square drive

TIRE AND WHEEL: SHACKLE PIN

Shackle Pin Impact Sockets

Oval shaped wrench opening services shackle pins on International® and Kenworth® semi tractors

SPS10A 1/2" Drive 41/64" Shackle Pin SAE Impact Socket

- Designed with an oval configuration to service shackle pins on International Harvester® and Kenworth® semi trucks

SPS11A Shackle Pin Socket

- 21/32 x 1-17/32 x 1-3/4" long

SPS12 Shackle Pin Socket

- Manufactured from special billet alloy steel and heat treated for optimum strength and durability
- Impact rated 1/2" drive
- Socket opening is 3/4" x 1-9/32" – 1-3/4" long

SPS13 Spring Shackle Pin Socket

- Manufactured from special alloy steel, precision machined and heat treated for optimum strength and durability
- Hardened pins for engaging shackle pin



SPS10A



SPS13

LUG/RETAINING NUT



HDLUGSET2

Heavy Duty Truck Wheel Lug Sockets

HDLUGSET1 Heavy Duty Lug Socket Set

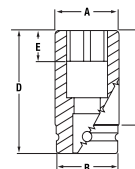
- Includes: SIM383, SIM403, SIM483B, SIMM333, SIMM383 plus BW726A and BWD483
- Flank Drive® wrenching system
- Alloy steel combines strength and durability
- All sockets 1" square drive

HDLUGSET2 Heavy Duty Lug Socket Set

- Includes: SIM342, SIM482, SIMM332, SIMM382, SIMM412, DW402C, plus BW626A, BWD482 and BWD412 in a PAKPB063 storage case
- Flank Drive® wrenching system
- Alloy steel combines strength and durability
- All sockets 3/4" square drive



S6840



Lug Nut Removal Sockets (Magazine Loading)

S6840 Magazine Loading Lug Nut Removal Socket

- Manufactured from special alloy steel, precision machined and heat-treated for optimum strength and durability
- Flank Drive® wrenching system grips fastener on the flanks/flats increasing torque and preventing fastener from rounding and increases the life of the socket

Applications:

- Saves technician time by housing the five lug nuts as they are removed, one at a time, from the wheels on Flexi-Van Chassis trailers



• Read safety precautions on pages W1 to W4

TIRE AND WHEEL: BUDD WHEEL

Budd Wheel Impact Sockets

- 6 point and square openings combined
- Use with socket retainers below
- Industrial finish



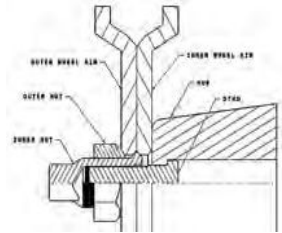
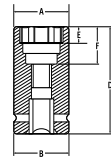
BWD482



BWDM412



BWDS483



Stock No.	Dimension A, Socket End Diameter, inches	Dimension B, Drive End Diameter, inches	Dimension D, Length	Dimension E, Hex Depth	Dimension F, Square Depth, Inches	Hex Size	Square Size	Square Drive, inches
BWD482	2-7/32	1-3/4	4"	5/8"	1-11/16	1-1/2"	13/16"	3/4
BWD483	2-15/64	2-15/64	4"	5/8"	1-11/16	1-1/2"	13/16"	1
BWDM412	2-11/32	1-3/4	4-1/4"	17/32"	1-43/64	41 mm	21 mm	3/4
BWDS483	2-15/64	2-15/64	4"	5/8"	1-9/64	1-1/2"	13/16"	1

BWDM412 3/4" Square Drive 6-Point Metric 21 mm Square Budd Wheel Impact Socket

- For 1986 and later Nissan® and Isuzu® classes 4, 5, 6 and 7
- Impact sockets are heat-treated to a low hardness range compared to chrome sockets so that under heavy, continuous use, the impact socket will withstand the impact blows and wear rather than break

BWDS483 1" Square Drive 6-Point SAE 13/16" Square Budd Wheel Impact Socket

- Dual-opening socket allows just one socket to remove the outer hex nut and the inner square nut used on Budd wheel assemblies for semi trucks and buses
- Flank Drive® wrenching configuration
- Special alloy steel for strength and durability
- Some Budd wheel assemblies have long inner nuts while some have short inner nuts
- The BWDS483 is designed to engage only short inner nuts; for long inner nuts, use the BWD483



BWS1316A



WSK755



WSK938



BW626A

Stud Remover and Installers

BWS1316A Stud Remover (Blue-Point®)

- Use on 13/16" studs on Budd wheels

WSK755 Light Truck Wheel Stud Kit (Blue-Point®)

- Use on most US and import light trucks and SUVs
- Self-centering units permit quick installation the first time
- Will not damage threads: use with impact wrenches
- Clamshell container for storage
- Includes 9/16"-18, 1/2"-20, 12 mm-1.75 and 14 mm-1.5 installers plus spacer and washer

WSK938 Automotive Wheel Stud Kit (Blue-Point®)

- Use on most US and import cars
- Self centering units permit quick installation the first time
- Will not damage threads: use with impact wrenches
- Clamshell container for storage
- Includes 7/16"-20, 1/2"-20, 12 mm-1.25 and 12 mm-1.5 installers plus spacer and washer

Impact Sockets

- Use with socket retainers listed below
- Industrial finish
- Snap-on® impact sockets are heat-treated to a lower hardness to add impact resistance and ductility
- Superior wall construction absorbs repeated impact cycling loads
- Flank Drive® wrenching system provides flat-to-flat contact for up to 20% more turning power
- 6-point sockets engage fasteners every 60° for better turning power
- Always use impact sockets with impact guns to prevent injury and socket damage

Stock No.	Square Drive, inches	Wrench Size	Length
BW626A	3/4	13/16" square	4"
IM562	3/4	1-3/4" hex	2-3/4"
SIMM332	3/4	33 mm hex	82.6 mm
BW726A	1	13/16" square	2-1/4"
SIMML332	3/4	33 mm hex	152.4 mm
SIMML333	1	33 mm hex	152.4 mm

IMPACT SOCKET RETAINERS

3/4" Drive Impact Socket Retainers

IM182R Rubber Locking Ring

- Snap-on® impact sockets are heat treated to optimize impact service life with a lower hardness than hand sockets and are able to withstand repeated cycling loads of impact wrenches
- Chrome sockets are heat treated to optimize non-impact torque application (too brittle for impact use and are not the safe choice)
- Snap-on® uses a proprietary blend of special alloy socket steel that provides long life and great strength
- Our Flank Drive® wrenching system delivers up to 20% more turning power without slipping or rounding while exceeding ANSI® performance standards

IM182P Steel Locking Pin

IMR2 Socket Retainer

- Retainer

IM243P Steel Locking Pin

- Steel locking pin
- Use on 1" Drive Sockets/Accessories up to 1-3/8" (35 mm) plus IM124B Adaptor

IMR3 Socket Retainer

- For all 1" drive sockets
- The one piece retention system holds the socket to the impact wrench anvil

BEAD BREAKERS



TR200

Bead Breakers

TR200 Bead Breaker

- For bus, truck or tractor tires
- Sliding hammer weighs 13 lb
- Stroke length is 16"; overall length is 46" closed and 62" expanded



BH102

BH102 Hammer, 9-1/4 lb

- 9-1/4 lb, 32" long handle give force and leverage for bead breaking on auto and large truck tires
- Rubber hand grip

BH102-1 Replacement Hammer Handle

TIRE AND WHEEL: GENERAL SERVICE TOOLS



B2193


Toyota®/Lexus® Carrier

Assembly Socket

B2193 3/8" Drive 5-Point Spare Tire

Carrier Assembly Socket

- Tough nickel-chrome plating provides corrosion resistance
- Special alloy steel provides the highest match of strength and durability
- Lower and remove the spare tire from the carrier assembly on various Toyota® and Lexus® vehicles for PDI (pre-delivery inspection)
- Great time saver for PDI when selling a new vehicle and you want to check the air pressure of the spare tire
- Saves time when doing an oil change and the air pressure of the spare tire is checked as part of the service
- 4" long



TR100

TR102

Rim

TR100 Rim Tool

- Use on split rims and rim lock rings
- One end is angled; the other is straight
- 19-1/8" long with 9/16" and 5/8" wide ends

TR102 Rim Tool

- For drop center rims
- 18" long with a 1-3/8" wide end



SGCP1BR

CP9

S9094B

Cotter Pin Pullers

SGCP1BR Cotter Pin Puller

- Make short work of pulling even large pins
- Heat-treated shank provides maximum strength
- Soft grip handle: 8-1/2" long

S9094B Cotter Pin Puller

- Pins removed by hitting anvil sharply
- Side handle ensures a firm grip
- 10" long
- Replaceable steel hook

S9094A2X Replacement Hook and

Rivet Set

- For S9094B

CP9 Cotter Pin Puller

- 38° angle end pries cotter pin loose
- 105° angle end pulls it out
- 10" long



TWP8

Truck Wheel Pan

TWP8 Truck Wheel Pan (Blue-Point®)

- Helps prevent messes and spills
- Fits rims with 13-3/4" inside diameter or larger for use on most large trucks and trailers
- Holds 88 oz of oil
- Pan will not warp if oil is warm
- Compartment above handles holds hub nuts



GCP10

Dust Cap

GCP10 Grease and Dust Cap Tool

- Tapered jaws of tool fit behind the crimped edge of grease cap
- One handle is designed for prying hub caps loose



YA9020A

Wheel Chocks


YA9020A Truck Wheel Chocks

- Heavy duty truck chocks are connected by a 10' nylon rope and measure 8" wide and 8" high overall
- Non-slide design



• Read safety precautions on pages W1 to W4

TIRE AND WHEEL: GENERAL SERVICE TOOLS



Seal

S6129 Seal Puller

- Designed to pull wheel bearing or other small seals
- 7" long: industrial finish

YA105 Seal Puller (Blue-Point®)

- For removing rubber seals
- Two tips designed to reach in and fit nearly all seal applications
- 12-5/8" long

SRT1 Seal Removal Tool

- Saves time and labor by eliminating prying against bearings or driving out seals
- Grabs seal only, leaving bearings undamaged
- Seals remain intact allowing for complete failure analysis
- Wedges and long handle provide exceptional leverage
- Heavy duty construction for long life and dependability
- Works with steering, drive and trailer wheel seals on the largest heavy duty wheels



Mallets

BF620C Rubber Head 11" Mallet (Blue-Point®)

- Solid rubber head is 3-3/4" long, 2-1/4" diameter
- 11" hardwood handle

BF623 Soft Blow 12-1/2" Mallet (Blue-Point®)

- Designed to reduce marring and denting
- Use in assembly applications and on all types of surfaces including metal, glass, plastic and wood
- Special polymer head resists dynamic fatigue, creep and compression set, even at extreme temperatures
- Use on all types of surfaces and assemblies including metal, glass, plastic and wood
- Conforms to irregular surfaces
- Designed for maximum surface contact
- Low rebound
- Dissipates hand jarring shock
- Resists most chemicals
- Wood handle



Dead Blow Hammer

HCU4SG 4 lb Dead Blow Wheel Service Hammer (Blue-Point®)

- Urethane face allows for less marring of struck surfaces – Wider face diameter will minimize any damage to thin steel or aluminum castings commonly found on transaxle cases, transfer cases, or similar automotive components where a wide swing arc is not available
- Four pound hammer gets the job done in one or two strikes versus multiple passes for smaller hammers – Also concentrates force on components where a wide swing arc is not available
- Handle made of pultruded fiberglass and is 4x stronger than wood – No internal steel to create vibration or ergonomic shock
- Pod that holds shot in hammer head has no obstruction from handle, this allows for uninterrupted flow of shot during striking
- Soft handle grip allows additional comfort and suitable for techs using gloves

WHEEL ALIGNMENT: BALL JOINT



Ball Joint Presses

BJP1OPT 5 pc Ball Joint Adaptor Set

- Special application set for removal and installation of upper and lower ball joints
- Set must be used with the BJP1 Master Ball Joint Press Set
- Includes BJP1-22A, BJP1-24A, BJP1-25A, BJP1-26A and BJP1-27A Ball Joint Adaptors in storage tray

BJP1HONDA Adaptor Set for Honda® Vehicles

- For removal and installation of upper/lower ball joints on many Honda® and Acura® vehicles: must be used with BJP1 master ball joint/universal joint press set
- Includes BJP1-22 and BJP1-24 ball joint adaptors plus (two each) ME7A208 O-rings

BJP1BMW1 Ball Joint Remover/Installer for BMW®

- Removes stubborn ball joints with greater efficiency for increased productivity
- Manufactured from special steel with higher alloy content
- Industrial finish helps protect against corrosion
- Set includes BJP1-36A and BJP1-37A

BJP1FORDTC 3 pc BJP1 Ford® Transit Connect Set

- Unique adaptors fit on complex knuckle geometry
- Easily removes stubborn ball joints for increased productivity
- Manufactured from superior alloy steel and heat treated for optimum strength and durability
- Designed to be used in conjunction with the Snap-on® BJP1 kit

BJP1RAM1 Adaptor Set for Dodge® Ram® Vehicles

- Unique adaptors fit on complex knuckle geometry
- Easily removes stubborn ball joints for increased productivity
- Manufactured from superior alloy steel and heat treated for optimum strength and durability
- Designed to be used in conjunction with the Snap-on® BJP1 kit
- Industrial finish helps protect against corrosion
- Set includes BJP1-38A and BJP1-39A

RKBJP 15 pc Ball Joint/Universal Joint Press Repair Kit

- Includes grease fitting (1 each), retaining ring (1 each), large snap ring (11 each), small snap ring (1 each) and steel ball (1 each)

PAKPB061 Storage Case

- For BJP1 master ball joint press set

ZBJP1B BJP1 Owners Manual

Ball Joint Presses

Stock No.	Description	ID.-OD, inches	Length, inches	Set Contains:	
				BJP1	BJP1OPT
BJP1-1A	Sleeve Adaptor	1-9/32-1-21/32	2-1/8	•	
BJP1-2	Pressure Screw	—	9-3/4	•	
BJP1-3A	Pressure Pad (Ball Joint)	NA-1-19/32	3-3/16	•	
BJP1-4A	Pressure Pad	NA-7/8	3-3/16	•	
BJP1-5A	Adaptor	29/32-1-11/32	1-13/16	•	
BJP1-6A	Adaptor/Extension	1-1/4-1-21/32	2-1/16	•	
BJP1-7A	Adaptor	1-11/16-1-29/32	1-1/8	•	
BJP1-8A	Adaptor	1-25/32-2	1.00	•	
BJP1-9A	Adaptor	1-27/32-2	1-1/4	•	
BJP1-10A	Adaptor	2-11/32-2-21/32, front face angled 4-1/2°	2-1/8	•	
BJP1-11A	Adaptor	2-2-1/4	2-1/8	•	
BJP1-12A	Adaptor	2-1/4-2-1/2	2-3/4	•	
BJP1-13B	Adaptor	2.425 - 2.750	2.4		•
BJP1-14A	Adaptor	2-11/16-2-15/16	2-3/4	•	
BJP1-16A	Adaptor	2-1/4-2-1/2	1-1/8	•	
BJP1-17	Grease Fitting	2-1/4-2-1/2	1-1/8		
BJP1-18A	Dodge® Sprinter® Adaptor	1.250 - 2.750	2.49	•	
BJP1-22A	Honda®/Acura® Adaptor	1.760 - 1.835	1.765		•
BJP1-24A	Honda®/Acura® Adaptor	1.960 - 2.250	1.943		•
BJP1-25A	Receiver Adaptor	—	—		
BJP1-25B	F450 F550 Ball Joint Adaptor	2.800 - 3.100	3.76		•
BJP1-26A	Dodge® U-Joint Adaptor	1.500 - 2.000	1.98		•
BJP1-27A	Explorer® Lower Removal Adaptor	2.680 - 2.880	2.325		•
BJP1-28A	Ram® 2500/3500 Ball Joint Adaptor	2.220 - 2.450	2.74		
BJP1-29A	Honda®/Acura® Ball Joint Adaptor	2.650 - 2.850	1.96		
BJP1-33A	Transit® Connect Remover Ram	2.607 - 2.760	2.15		
BJP1-34A	Transit® Connect Remover Cup	1.426 - 1.700	—		
BJP1-35A	Transit® Connect Install Cup	1.426 - 1.700	—		
BJP1-36A	BMW® Adaptor	2.010 - 2.250	—		
BJP1-37A	BMW® Adaptor	2.250 - 2.500	—		
BJP1-38A	Ram® HD Adaptor	1.250 - 2.010	—		
BJP1-39A	Ram® HD Adaptor Cup	2.800 - 3.100	—		



BJP1 Master Ball Joint/Universal Joint Press Set

- Master Ball Joint Press Set covers the majority of US SUVs, light trucks and passenger cars
- Applications: Ford® (43 models), GM® (53 models), Dodge®/Daimler-Chrysler® (54 models) and Jeep® (16 models) vehicles
- Installs and removes ball joints with pre-fitted straight grease fittings
- Press frame features large throat for increased ball joint applications and vise mount capability for U-joint applications
- Locking cup design holds cup in place
- Large, coarse thread pressure screw for extra strength and maximum force
- Grease zerk fitting for smooth screw action
- Includes full ball joint/universal joint application chart and storage/carrying case



BJP1



• Read safety precautions on pages W1 to W4

WHEEL ALIGNMENT: BALL JOINT



A204



S9365B



S9613



BJR1



BJR2

Ball Joint/Tie Rod Separators

Stock No.	Jaw Opening, inches	Overall Length, inches
A204	5/8	12
A200	13/16	18
A201	1	12
A203	1-1/4	12

Ball Joint Sockets

S9365B Ball Joint Socket

- For medium size Chrysler® cars
- 3/4" square drive
- Wrench size is 1-59/64", length is 2"

S9479A Ball Joint Socket

- For Dodge®/Chrysler® pickups and vans
- 3/4" square drive
- Wrench size is 2-9/64", length is 2"

S9613 Ball Joint Socket

- Use on 4-5B axles such as found on Dodge®, Ford®, Chevrolet®, GMC® and International® four wheel drive trucks
- Adjusts the sleeve in the top of the yoke on the front suspension
- 1/2" square drive, 1" OD, 2-1/8" long

BJR1 Ball Joint Socket (Subaru® vehicles)

- Easily removes stubborn ball joints on select Subaru® models
- Stay safe dealing with low clearance and heavy corrosion
- Beat the flat rate by doing the job faster and with less effort
- Baja®, 2003–2006
- Forester®, 1998–2010
- Impreza®, 1993–2010
- Legacy®, 1990–2010
- Outback®, 2000–2010

BJR2 Ball Joint Socket (Subaru® vehicles)

- Faster, safer ball joint removal for Subaru® vehicles
- Easily remove stubborn ball joints for increased productivity
- 3/4" hex on pressure screw can be driven by hand or with impact gun
- Industrial finish helps protect against corrosion
- Use on Subaru® Tribeca vehicles 2006 - 2012

IMDM4110 12-Point Metric Shallow Impact Socket

- Applications: For removing and installing the lower ball joint on 2013 current BMW® 5 and 7 series vehicles
- 41 mm, 12 pt., 1/2" drive

SERVICE TOOLS



YA7970



SIML160



SIML180



BFNM1

General Service Tools

YA7970 Hub Clamp Expander (Blue-Point®)

- Designed for hubs and clamping style struts and ball joint mounts
- Allows easy removal and installation of struts and ball joints
- Interchangeable spreaders prevent damage to aluminum or cast iron hubs
- Adjustable for use on hubs with centralized or non-centralized slot
- Allows for on the vehicle repair

Emergency Brake

SIML160 6-Point Extra Deep Impact Socket

- Use to remove or replace fuel tank retaining strap nuts
- Also has applications on emergency brake adjustment nuts and stabilizer retainers
- 1/2" square drive; 1/2", 6-point wrench opening
- 5" long

SIML180 Socket

- Same design as SIML160, except hex size is 9/16"

Non-Marring Hammers

BFNM1 1 lb Non-Marring Mallet (Blue-Point®)

- Head of Mallet is non-marring on finished surfaces due to soft durometer material
- Durable, resin-rich "pull-truded" fiberglass handle
- Handle is UV and chemical resistant
- Less rebound than traditional rubber head mallets helps reducing operator fatigue
- Non-slip, cushion-gripped handle

WHEEL ALIGNMENT: SERVICE TOOLS



General Service Tools

GCP10 Grease and Dust Cap Tool

- Tapered jaws of tool fit behind the crimped edge of grease cap
- One handle is designed for prying hub caps loose

GAW1290 Wheel Alignment Wrench

- 18-1/2" long for extra leverage
- 21 mm 12-point with special angle and bi-directional offset to access difficult to reach bolts
- 24 mm 12-point deep offset for access to guarded bolt heads without the sloppiness of breaker bar and socket
- 24 mm 12-point deep offset for access to 12-point bolt heads with access to lock nuts through the socket
- Use on alignment bolts for Audi®, VW®, Porsche®, BMW® and Mini® vehicles

TC90A Tail Pipe Cutter (Blue-Point®)

- Handles on the car cutting from 3/4"–3-1/2" diameter
- 16-link cutter chain is 12" long
- Threaded shaft with cross piece provides elasticity to help prevent chain wheels from breaking
- Ideal for cutting the strut assembly to enable servicing of the strut cartridge

BF620C Rubber Head 11" Mallet (Blue-Point®)

- Solid rubber head is 3-3/4" long, 2-1/4" diameter
- 11" hardwood handle

BF623 Soft Blow 12-1/2" Mallet (Blue-Point®)

- Designed to reduce marring and denting
- Use in assembly applications and on all types of surfaces including metal, glass, plastic and wood
- Special polymer head resists dynamic fatigue, creep and compression set, even at extreme temperatures

- Use on all types of surfaces and assemblies including metal, glass, plastic and wood
- Conforms to irregular surfaces
- Designed for maximum surface contact
- Low rebound
- Dissipates hand jarring shock
- Resists most chemicals
- Wood handle

B240B Brake and Accelerator Pedal Jack (Blue-Point®)

- Holds throttle at a constant RPM
- Easily adjusts to desired length
- Adjustment screw fine-tunes desired RPM
- Rubber tip keeps the tool firmly positioned
- Overall length of 40" (102 cm)
- Can also be used as a pedal depressor

WAGM1 Alignment Tool for GM® Vehicles

- Drive location allows for access away from the vehicle's frame
- 1/2" square drive allows for better leverage
- Robust/rugged design and construction for better engagement on alignment cam

YA6510 Bushing Extractor (Blue-Point®)

- Used on Acura® Integra® (1994–2001) plus various Honda® vehicles (1988–2001)

YA6510-2 Bushing Extractor Adaptor (Blue-Point®)

- Enables the YA6510 bushing extractor to be used on 1990–1993 Integra® vehicles

SHOCK ABSORBER

Shock Absorber Sockets

Stock No.	Square Drive, inches	Wrench Oval Diameter	Wrench Oval Width	Length, inches
A137	3/8	5/16"	1/4"	29/32
A138	3/8	21/64"	15/64"	29/32
A139	3/8	8 mm	6 mm	0.9



CASTER CHAMBER

Caster/Camber Tools

CC6630 Camber/Caster Alignment Tool

- Eliminates need to use the front 21 mm eccentric bolt, which is difficult to access behind a steel shield
- Hook tool on the top A arm and, with locking nut loosened, push or pull for easy caster and camber adjustment
- Saves about 15 minutes per side



- Do not use "cheater bars" on handles
- Do not use chrome or industrial finish hand tools with impact drivers
- Read safety precautions on pages W1 to W4

WHEEL ALIGNMENT: TIE ROD



Tie Rod Adjusting Tools

WA12A Tie Rod Adjusting Tool

- For large cars and light trucks
- 1/2" square drive: 3-3/4" long

WA13A 1/2" Square Drive Tie Rod Adjusting Tool

- For compact and medium cars
- 3-3/4" long

WA16 1/2" Square Drive Tie Rod Adjusting Tool

- For large trucks
- 4-7/64" long

WA17 1/2" Square Drive Tie Rod Adjusting Tool

- Designed to permit 360° rotation of the adjusting sleeve, even in tight quarters
- Use on 1-7/8" sleeves on full size 3/4 and 1-ton pickups, including Ford® Super-Duty
- Use with 1/2" square drive ratchet or breaker bar
- Chrome finish
- 4-3/4" long

YA2218 Tie Rod Adjusting Wrench

- For US and import vehicles with rack and pinion steering using tie rods with knurled or
- 17.0 mm 18.5 mm hex gripping sections
- Spring loaded jaws and comfort grip handle

YA2222 Tie Rod Adjusting Wrench (Blue-Point®)

- For US and import vehicles with rack and pinion steering using tie rods with knurled or 12 mm hex gripping sections
- Spring loaded jaws and comfort grip handle
- 10-1/2" long

YA2223 Tie Rod Adjusting Wrench

- For rack and pinion steering using 14 mm 15.5 mm tie rods
- Spring loaded jaws and comfort grip handle
- Applications: 1995 and later Dodge® Dakota® and Caravan®, 1998 and later Dodge® Durango®, Dodge® Viper® and most 1999 and later GM® 1/2, 3/4 and 1 ton trucks

YA2224 Tie Rod Adjusting Wrench (Blue-Point®)

- Similar in design to YA2222 but for 10.5 mm–12 mm diameter tie rods like those found on Ford® Escort®, GM® Geo, and smaller Nissan® vehicles with rack and pinion steering
- Spring loaded jaws and comfort grip handles
- 9-1/2" long

YA3500 Universal Inner Tie Rod Wrench (Blue-Point®)

- Removes inner tie rods equipped with completely round end sockets or flats
- Designed to remove and install all inner tie rod sockets up to 1-15/32"
- Wrench head has three set screws that tighten against the socket
- Includes 1/4" short head hex wrench
- Lifetime warranty

WW500 Rack Wrench (Blue-Point®)

- Use on steering racks to service inner tie rod ends
- Fits rack end with hex drive, round with two drive flats or round with no drive flats
- Universal fit from 33–41 mm (1-15/16–1-9/16")
- Hex sizes from 31–35 mm (1-1/4–1-3/8") and 19 mm (3/4") hex drive
- Clamp force increases as load is applied

YA6870 Rear Toe Adjustment Kit for Subaru® Vehicles

- Includes two wrenches: each 16" long for extra reach
- YA6870-1: 6-point, 22 mm wrench with the correct 0° offset to securely hold the cam bolt
- YA6870-2: 6-point, 17/19 mm dual-ended wrench designed to meet the high torque levels required when loosening/tightening the cam bolt retaining nut
- Used on all Subaru® vehicles 1990 and later
- YA6870-1 fits Subaru® vehicles 1990 and later: YA6870-2 fits 1990–2008 Subaru® vehicles (17 mm) and 2009 and later (19 mm)
- High quality steel is specially heat treated for torque requirements

YA6870-1 Toe Adjustment Wrench for Subaru®

- Cam bolt wrench for Subaru®
- YA6870-1 fits Subaru® vehicles 1990 and later

YA6870-2 Toe Adjustment Wrench for Subaru®

- Cam bolt retaining nut wrench for Subaru®
- YA6870-2 fits 1990–2008 Subaru® vehicles (17 mm) and 2009 and later (19 mm)

WW600 Heavy Duty Rack Wrench (Blue-Point®)

- New larger size provides added coverage for domestic and import trucks and SUVs
- Suits multiple rack ends and sizes (hex drive, round with 2 flats, round with no flats)
- Fixed position rings provide added strength
- Patented cam design increase force as load is applied
- Universal design suits rack end diameters from 1-1/2 (38 mm) to 1-7/8 (46 mm)
- Use on vehicles with limited access to avoid the need to remove the rack assembly
- WW600 expands upon the already available WW500 which does 33 mm (1-5/16 to 41 mm (1-9/16) tie rods



Tie Rod Removal/Installation Tools

YA3000D Inner Tie Rod Tool (Blue-Point®)

- Removable crowfoot adaptors are placed on hex of tie rod
- Engages crowfoot for removal or installation of tie rod
- Includes crowfoot adaptors in 1-3/16, 1-1/4, 1-5/16, 1-7/16, 1-1/2" and 33.6 mm sizes

WA14A Tie Rod End Socket

- For removing tie rod ends
- Fits most cars and some trucks
- U-shaped opening measures 1-3/8 x 3/4"
- Use with 1/2" square drive handles
- 1-15/16" ID, 2-1/4" long

WA15 Tie Rod End Socket

- Similar to WA14A
- For tie rod servicing on most any truck in the Class 2-6 range
- U-shaped opening measures 1-7/8 x 15/16"
- Use with 1/2" square drive handles
- 2-1/2" ID, 2-7/8" long

WA800 Heavy Duty Truck Tie Rod Socket (Blue-Point®)

- Use on most Class 7 and 8 heavy duty trucks with 9,000-20,000 lb axles

- U-shaped slot measures 1-7/8 x 1-1/2"
- Inside diameter 3"
- Overall length 3-1/2"

ITRS22 Tie Rod Bushing Socket

- Use to access the inner tie rod bushings on Chrysler® LHS®/Concorde and Dodge® 300M/Intrepid® featuring the LH body style
- The low profile design provides easy access to install or remove the 7/8 or 22 mm hex head bolts that attach the inner tie rod bushing to the rack-and-pinion assembly
- A conventional socket cannot be used in this application
- A conventional socket cannot be used in this application

YA3300-1 Large Head (Blue-Point®)

- Large head (40-45 mm) for YA3300 Universal Tie Rod Set

YA3300-2 Medium Head (Blue-Point®)

- Medium head (35-40 mm) for YA3300 Universal Tie Rod Set

YA3300-3 Tube (Blue-Point®)

- Tube for YA3300 Universal Tie Rod Set

YA3300-Case Blow Molded Case (Blue-Point®)

- Blow molded storage case for YA3300 Universal Tie Rod Set

STRUT



MacPherson/Coil Spring Compressors

WA92 Coil Spring Compressor

- Holds coil spring at desired tension for removal of other parts
- 11" screw
- Liberally lubricate threads with anti seize compound

MSC1 Master MacPherson Strut Tool (Blue-Point®)

- Designed to quickly and easily compress most MacPherson strut springs
- Compresses up to 5/8" coil diameter
- Broad spring contact for stable compression
- ACME threaded rod and built-in detent latches to help lock coil in place
- Forged construction for strength and durability

MSC2 Coil Spring Compressor (Blue-Point®)

- Removes and installs coil springs quickly and safely
- Compresses coil springs on all passenger cars and pickup trucks
- Features ACME threaded rod
- Includes instructional card

MSCS1000 Master Spring Compressor Set (Blue-Point®)

- Includes MSC1 and MSC2 in storage case

Ford® and GM® Strut Tools

WA7500 Strut Cartridge Tool for GM® Vehicles (Blue-Point®)

- Replaces strut cartridge through the body shock tower on GM® 10 Series (W Car) vehicles
- Includes 1988 and later Pontiac® Grand Prix®, Oldsmobile® Cutlass and Buick® Regal®; 1989 and later Chevrolet® Lumina



YA8730

VW®/Audi® Strut Nut Sockets

YA8730 Strut Nut Socket for VW®/Audi® Vehicles (Blue-Point®)

- For late model front wheel drive vehicles to remove the top strut retaining nut



- Do not use "cheater bars" on handles
- Do not use chrome or industrial finish hand tools with impact drivers
- Read safety precautions on pages W1 to W4

STRUT



YA333A



BF620C



YA3330-31

Carbide Cutters

YA333A 3 pc Carbide Cutter Kit (Blue-Point®)

- Includes (3 pc)
- Includes kit bag

Soft Blow

BF620C Rubber Head 11" Mallet (Blue-Point®)

- Solid rubber head is 3-3/4" long, 2-1/4" diameter
- 11" hardwood handle

Specialty Feeler Gauges

YA3330-31 EZ Grip Offset Feeler Blade

- Double marked with SAE and metric sizes
- 4" long blade that features a 1" long 45° offset
- Each blade is attached to an orange screwdriver type handle

YA3330-32 EZ Grip Offset Feeler Blade

- Double marked with SAE and metric sizes
- 4" long blade that features a 1" long 45° offset
- Each blade is attached to an orange screwdriver type handle

YA3330-33 EZ Grip Offset Feeler Blade

- Double marked with SAE and metric sizes
- 4" long blade that features a 1" long 45° offset
- Each blade is attached to an orange screwdriver type handle

YA3330-34 EZ Grip Offset Feeler Blade

- Double marked with SAE and metric sizes
- 4" long blade that features a 1" long 45° offset
- Each blade is attached to an orange screwdriver type handle

YA3330-35 EZ Grip Offset Feeler Blade

- Double marked with SAE and metric sizes
- 4" long blade that features a 1" long 45° offset
- Each blade is attached to an orange screwdriver type handle

YA3330-40 EZ Grip Offset Feeler Blade

- Double marked with SAE and metric sizes
- 4" long blade that features a 1" long 45° offset
- Each blade is attached to an orange screwdriver type handle

YA3330-31 Offset Feeler Blade

- Blade is attached to an orange screwdriver type handle
- Handle provides comfort and control during use
- Double marked with U.S. and metric sizes
- 4" long blade features a 1" long 45° offset

YA3330-32 Offset Feeler Blade

- Blade is attached to an orange screwdriver type handle
- Handle provides comfort and control during use
- Double marked with U.S. and metric sizes
- 4" long blade features a 1" long 45° offset

YA3330-33 Offset Feeler Blade

- Blade is attached to an orange screwdriver type handle
- Handle provides comfort and control during use
- Double marked with U.S. and metric sizes
- 4" long blade features a 1" long 45° offset

YA3330-34 Offset Feeler Blade

- Blade is attached to an orange screwdriver type handle
- Handle provides comfort and control during use
- Double marked with U.S. and metric sizes
- 4" long blade features a 1" long 45° offset

YA3330-35 Offset Feeler Blade

- Blade is attached to an orange screwdriver type handle
- Handle provides comfort and control during use
- Double marked with U.S. and metric sizes
- 4" long blade features a 1" long 45° offset

YA3330-40 Offset Feeler Blade

- Blade is attached to an orange screwdriver type handle
- Handle provides comfort and control during use
- Double marked with U.S. and metric sizes
- 4" long blade features a 1" long 45° offset



SSV1

SSV1-2

SSV1-1

Strut Sockets

SSV1 2 pc 1/2" Drive Strut Socket Kit

- Used to remove and install strut nuts on various Volvo® models
- Manufactured from special steel with higher alloy content
- Industrial finish helps protect against corrosion
- Precision-machined and heat-treated for optimum strength and durability

SSV1-1 1/2" Drive Volvo® Strut Socket

- Use with SSV1-2 to remove and install strut nuts on various Volvo® models

SSV1-2 1" Hex Drive Volvo® Strut Socket

- Use with SSV1-1 to remove and install strut nuts on various Volvo® models

WHEEL/AXLE PULLERS: KING PIN PULLERS



CG430HYC

20-ton Capacity Hydraulic

Stock No.	Pressure Screw	Yoke Adaptor	Work Head	Yoke Post (2)	Post Nut (2)	Pilot Guide	1-3/8" x 7/8" Bushing	1-3/8" x 3-1/4" Bushing	Expansion Plug	Hydraulic Power Pack	7/8" Diameter Pilots
CG430HYC	CG430-1	CG430-2	CG430-3	CG430-4	CG45-2	CG430-6	CG430-7	CG430-8	CJ91-2A	CG420A	CG230-9 (6")
-	-	-	-	-	-	-	-	-	-	-	CG230-8 (4")
-	-	-	-	-	-	-	-	-	-	-	CG230-10 (8")

CG430HYC Hydraulic King Pin Press Set

- CG420A hydraulic ram and pump delivers up to 20-tons of controlled power to remove stubborn king pins on large vehicles with king pin diameters up to 1-1/4"
- Also removes brake shoe anchor pins on trucks
- Wide side arm construction
- Uses three pilots: 7/8 x 4", 7/8 x 6" and 7/8 x 8"
- Includes two guide bushings: 1-3/8 x 7/8" and 1-3/8 x 3-1/4"

35-ton Capacity Hydraulic


Stock No.	Pressure Screw	Yoke Adaptor	Work Head	Yoke Post (2)	Pilot Guide	Post Nut (2)	1-15/16" Bushing	1-9/16" Bushing	1-13/16" Bushing	Hydraulic Power Pack	Pilots
CG730HY	CG730-1	CG730-2	CG730-3	CG730-4	CG730-6	CG750-7	CG730-7	CG730-8	CG730-9	CG420A	CG730-12 (6-3/4")
-	-	-	-	-	-	-	-	-	-	-	CG730-10 (2-1/4")
-	-	-	-	-	-	-	-	-	-	-	CG730-11 (4-1/2")
-	-	-	-	-	-	-	-	-	-	-	CG730-15 (6")
-	-	-	-	-	-	-	-	-	-	-	CG730-13 (9")
-	-	-	-	-	-	-	-	-	-	-	CG730-16 (9-1/2")
-	-	-	-	-	-	-	-	-	-	-	CG730-14 (11-1/4")

CG730HY Hydraulic King Pin Press

- For use on large trucks and semi trucks with king pin diameters from 1" 2"
- Similar to CG430HYC except it uses 35 ton hydraulic power components (CG720 ram, CG420-2A pump, CG420-3-1 hose and CG420-4 quick coupler)
- Includes three guide bushings and seven pilots

CG730 Manual King Pin Press Set

- CG730HY Set less the hydraulic power components



CG230A

Manual Set for 3/4 and 1 Ton

Stock No.	Spread, inches	Reach, inches	Pressure Screw	Screw Yoke	Screw Yoke Post (2)	Post Nut (2)	General Use Head	1-1/4" Bushing	7/8" Diameter Pilots	Adaptor
CG230A	5-1/8	12-3/16	CG230-1	CG230-2A	CG230-4	CG230-5	CG230-3A	CG230-6	CG230-9 (6")	CG230-11
-	-	-	-	-	-	-	-	-	CG230-7 (2")	-
-	-	-	-	-	-	-	-	-	CG230-8 (4")	-
-	-	-	-	-	-	-	-	-	CG230-10 (8")	-

CG230A Truck King Pin Press Set

- Spread 5-1/8"; Reach 12-3/16"
- Includes: 1-1/4" bushing guide, adaptor and (4) 7/8" diameter pilots 2, 4, 6 and 8"
- Applications: Heavy trucks, buses and vans having king pins larger than 7/8", including Ford® 3/4-ton and 1-ton trucks and vans



- Screen puller application
- Inspect the puller, do not use damaged parts
- Use the proper type and size puller for the job
- Read safety precautions on pages W1 to W4

WHEEL/AXLE PULLERS AND DRIVE LINE



DHP1



FHP1



CJ129A



4567SH



YA498A



CJ1250



CJ1300

Wheel Hub Removal Adaptors

DHP1 Wheel Hub Removal Adaptor for Dodge® Vehicles

- Designed to remove the front hubs found on 3/4-ton (2500 series) and 1-ton (3500 series) Dodge® pickup trucks
- Cut the flat rate for changing out U-joints, front differential service, ball joints and any front hub service
- On average it takes 3.4 hours to do both sides using a sledge hammer, torch or heavy-duty slide hammer – with the DHP1, it takes about one hour to do both sides
- No broken rotors when using a sledge hammer
- No heavy slide hammers to use
- When you use a torch on a stuck hub, the wheel bearing and seal will not get damaged

FHP1 Wheel Hub Removal Adaptor for Ford® Vehicles

- Designed to take off the front hubs found on the F250® and F350® series Ford® pickup trucks
- Cut the flat rate for changing out U-joints, front differential service, ball joints and any front hub service
- Soft insert of socket will not damage the studs

Wheel/Axle Hub Pullers

CJ129A Universal Wheel Hub Puller (Blue-Point®)

- Remove front wheel/axle assembly on all front wheel drive Ford®, GM®, Chrysler® and most imported cars
- Also use to remove rear brake drums on tapered axles such as those found on AMC® and Chrysler® vehicles
- Removable anvil fits over 1-1/8" hex on pressure screw
- Includes adjustable legs

4567SH Bolt-on Axle Shaft Puller

- Breaks axles loose on Ford® and GM® vehicles and light trucks with flange-type axles
- Includes housing, three removable jaws, 10 lb slide hammer and 1-1/2"-12 x 23-1/2" slide screw with a 1-1/2" hex
- Fits any bolt pattern with a 4 to 7" bolt circle

YA498A Front Wheel Drive Hub Puller (Blue-Point®)

- For most US and import vehicles with independent front suspension
- Pressure screw size is 5/8"-18 x 5-1/2"

Slide Hammers and Shafts

CJ1250 Slide Hammer, 12 lb, 5/8"-18 Thread

- Designed to pull rear axles
- Slide hammer is approximately 25-1/4" long with a 5/8"-18 thread
- Can be used with the YA498A hub puller

CJ1300 Heavy Duty Hub/Rotor Puller

- Heavy duty 1" shaft is designed for the tough pulling jobs such as hubs, rotors and axles
- Slide hammer is approximately 28-1/2" long with a 5/8"-18 threaded hex bolt which allows end user to bolt the pulling adaptors to the end of the shaft, locking it in place and taking much of the stress off the threads
- Hammer weighs in at 10 lb

Differential Service Tools

Stock No.	Wrench Size, inches (mm)	Drive Size, inches	OD Wrench End, inches (mm)	OD Drive End, inches (mm)	Bolt Clearance, inches (mm)	Hex Depth, inches (mm)	Overall Length, inches (mm)
M3548A	2-3/4 (69.85)	3/4	3-9/16 (90.4)	1-3/4 (44.4)	2-5/16 (58.9)	1-7/32 (31)	3-3/4 (95.2)
M3586	1-7/8 (200)	3/4	2-3/8 (60.3)	1-3/4 (44.4)	2 (50.8)	1-1/8 (28.5)	2-3/4
M3587	(36)	3/4	2 (50.8)	1-3/4 (44.4)	1-9/16 (39.6)	1 (25.4)	2-1/4
IMDM360	(36)	1/2	(50.8)	(46)	1-5/8 (41.3)	7/8 (22.2)	(57.2)

M3548A Diesel Pinion Nut Impact Socket

- Use on pinion nuts only

M3586 Pinion Nut Impact Socket

- Use to remove pinion nut on Dana® 80 series axles on late model Ford® and Dodge® trucks
- Designed to handle the specific application

M3587 Pinion Nut Impact Socket

- Use to remove pinion nut on 2005 Cadillac® CTS, 2003 GM® and 2004 Dodge® trucks with 11.5" AAM axles
- Additional applications: removal of late model BMW® axle shafts plus BMW® E38, E39, M3 and SUVs with 36 mm 12-point axle nuts
- Designed to handle the specific application



M3548A



M3586



M3587



IMDM360



S6657



A176

Shallow, mm

IMDM360 1/2" Drive 12-Point Metric 36 mm Flank Drive® Shallow Impact Socket

- Snap-on® impact sockets are heat-treated to optimize impact service life with a lower hardness than hand sockets and are able to withstand repeated cycling loads of impact wrenches
- Snap-on® uses a proprietary blend of special alloy socket steel that provides long life and great strength

- Flank Drive® wrenching system delivers up to 20% more turning power without slipping or rounding while exceeding ANSI® performance standards

A176 Differential Adjusting Wrench

- For most differentials where 9/32" and 17/32" adjustment nuts are found
- Useful on transmissions, steering gears and some water pumps where adjustable spanner wrench is required
- 10" long

S6657 Shallow Impact Socket

- 57 mm, 12-point, 1/2" drive

FRONT WHEEL DRIVE TOOLS

Boot and Joint Tools

YA3050 Boot Clamp Pliers (Blue-Point®)

- For earless type clamps, including those found on late model GM® inboard CV universal joints

YA3080 Boot Clamp Pliers (Blue-Point®)

- For ear-type clamps
- Sturdy enough for ear type clamps, including late model GM® outboard CV universal joints

YA3085 Boot Banding Tool (Blue-Point®)

- For reinstallation of BAND-IT® or BAND-IT Jr.® boot bands



YA3050



YA3085



YA3080



S6804

Special Application Axle Nut Sockets (inches)

S6804 1/2" Drive Axle Hub Impact Socket

- Removes and installs axle hub bearing retaining nuts on 2011 to current GM® trucks with 11.5" rear axles
- Snap-on® impact sockets are heat-treated to optimize impact service life with a lower hardness than hand sockets and are able to withstand repeated cycling loads of impact wrenches
- Snap-on® uses a proprietary blend of special alloy socket steel that provides long life and great strength
- Tool is similar to Kent-Moore® part number CH50636

S6800



Hub Lock Nut Sockets

S6800 8-Pin Hub Lock Nut Socket - 1/2"

- Manufactured from special alloy steel
- Precision machined and heat treated for optimum strength and durability



- Screen puller application
- Inspect the puller, do not use damaged parts
- Use the proper type and size puller for the job
- Read safety precautions on pages W1 to W4

DRIVE LINE: FRONT WHEEL DRIVE TOOLS



FBG1



CVBOOTKIT



CVBOOTRP



CVBOOTLG



FABLM8E

Boot and Joint Tools**FBG1 Flex CV Boot Installer**

- Reduce CV boot installation to less than 20 minutes
- Tool stretches the CV boot, allowing it to slip over the trunion for rapid installation and reduced fatigue
- Includes flex boot installer, FBGAR air regulator and storage case
- Use CV boots listed on this page

FBGAR Air Regulator

- Air regulator for FBG1 Flex CV Boot Installer

CVBOOTKIT Complete CV Boot Replacement Kit (Blue-Point®)

- CV boots fit 98% of autos, 4 x 4 and utility vehicles
- Rack and pinion boot fits most autos
- CV boots are easily trimmed to length to help reduce the number of boots needed on hand
- All boots are made from a patented rubber material with a high elasticity tolerance to heat and cold
- Install CV boots quickly and easily with FBG1 pneumatic installer (optional)
- Includes (6) small CV boots, (4) large CV boots, (2) rack and pinion boots, stainless-steel clamps and grease

CVBOOTLG Large CV Boot (Blue-Point®)

- Fits most cars and SUVs with large CV boots
- Includes boot, clamps and grease

CVBOOTLGPK Large CV Boot Kit (Blue-Point®)

- Includes (12) CVBOOTLG

CVBOOTSM Small CV Boot (Blue-Point®)

- Fits most cars and SUVs with small CV boots
- Includes boot, clamps and grease

CVBOOTSMPK Small CV Boot Kit (Blue-Point®)

- Includes (12) CVBOOTSM

CVBOOTRP Universal Rack and Pinion Kit (Blue-Point®)

- Fits rack and pinion boots on most cars
- Includes boot, clamps and grease

CVBOOTRPPK Universal Rack and Pinion Boot Kit (Blue-Point®)

- Includes (12) CVBOOTRP

CVBOOTXS ATV Flexx CV Boot (Blue-Point®)

- Fits most ATV boot applications
- Includes boot, clamps and grease

CVBOOTXSPK ATV Flexx CV Boot Kit (Blue-Point®)

- Includes (12) CVBOOTXS

Ball Hex/Long, mm, chrome (3/8")**FABLM8E Metric Long Ball Hex Driver**

- 8 mm hex, 3/8" drive
- For 1978 and later Dodge® Omni and Plymouth® Horizon standard transmission drive axle flange bolts



Transmission Service Tools

YA2340 Sealing Cap Set (Blue-Point®)

- Retain transmission fluid by sealing transmission and transaxles when drive shaft or drive axle is removed on most US and import vehicles
- Side gear centering for Ford® transaxles
- Five caps cover a range of 1"–2-3/16"
- Segmented design prevents caps from slipping

YA7244A Quick Connect/Disconnect Tool

- For late model Ford® vehicles using push lock connectors on transmission cooler lines as well as on fuel lines
- Diameter is 1-1/4"

XLE1012A E10–E12 Standard Handle TORX® Offset Box Wrench

- Box end TORX® sizes are E10 and E12
- Drive shaft must be removed when towing 1980 Chevrolet® Corvette® and 1/2, 3/4 and 1 ton GMC® and Chevrolet® trucks
- Designed to access drive line fasteners
- Also services AMC® drive lines

S5902 Oil/Transmission Plug Box End 17 mm, 6-Point, 21 mm, 12-Point Wrench

- Box ends are 17 mm, 6-point and 21 mm, 12-point
- Designed for VW® transmission drain plugs
- 258 mm long

EEPV508 Automatic Transmission Pressure Gauge Set

- Includes: two gauge assemblies for high- and low-pressure ranges, adaptors to test a wide variety automatic transmissions, comprehensive instruction manual with applications table and storage case
- Four special fittings are also included for connection to hard-to-reach test ports in areas requiring a 45° or 90° angle
- High-pressure gauge assembly includes 3.5" diameter gauge and 10' flexible hose with fluid coupler
- Low pressure gauge assembly includes 2.5" diameter gauge and 6' flexible hose with fluid coupler

SLEPL200 1/2" Drive TORX Plus® 20EP with Countersink Socket

- SLEPL series of TORX Plus® sockets with shallow countersink are designed for use on external TORX Plus® low-profile head fasteners so the user can fully engage the fastener head
- For removal and installation of low-profile drive plate and flywheel bolts on QR25 Nissan® motors with automatic transmissions
- It is similar to the J-45816 Nissan® specialty tool
- For flywheel bolts on QR25 Nissan® motors with manual transmissions, use the 3/8" drive FTX50TPE male T50 TORX Plus® socket

LDT3812 Transmission Oil Cooler Line Disconnect Tool (Blue-Point®)

- Two sizes (3/8" and 1/2") designed to disconnect transmission cooler lines
- Use 3/8" size for 2003 and later Ford® V8 Explorer, 2004 and later Ford® F150 and Cadillac® vehicles
- Use 1/2" size for Ford® F250, F350 and F450 Super-Duty trucks

LDTM3812 Camshaft Seal Kit (Blue-Point®)

- Easily removes and installs camshaft and crankshaft seals without damage
- Compact puller with unique extracting hooks engage seal for quick removal
- Interchangeable sleeves and mandrels allow easy installation of new seal
- Fits seals from 21.5–64 mm

FIH9057B Transmission Line Quick Disconnect Tool

- Quick disconnect tool for 3/8" O. D. and 1/2" O. D. transmission and fuel lines on certain Ford® and Cadillac® models
- Constructed from a durable 30% glass filled nylon allows more pressure to be applied and delivers a longer tool life than plastic units
- Compact design allows access in tight quarters



• Read safety precautions on pages W1 to W4

DRIVE LINE: TRANSMISSION



207FHRM

Low Profile Hex Sockets

Stock No.	Drive Size, inches	External Hex	Length, inches (mm)
FHRM7	3/8	7 mm	1 (25.4)
FHRM8	3/8	8 mm	1 (25.4)
FHRM10	3/8	10 mm	1 (25.4)
FHRM12	3/8	12 mm	1 (25.4)
FHRM13	3/8	13 mm	1 (25.4)
FHRM14	3/8	14 mm	1 (25.4)
CPT110A	3/8	17 mm	1 (25.4)

207FHRM 7 pc 3/8" Drive Metric 6-Point Low-Profile Socket Set

- Set includes 7, 8, 10, 12–14 and 17 mm sockets



S8673B3

S8673C1

Bushing/Oil Seal Pullers and Drivers

- Designed to easily remove or replace transmission rear extension housing bushings and oil seals on most Ford®, GM®, Chrysler® and AMC® automatic transmissions
- Refer to chart below for specifications and applications

Stock No.	Type	O.D., inches	Depth, inches (mm)	Applications
S8673C1	Driver	—	1-15/16 (49.2)	Ford® C-4 Series, GM® 200, 350 and 375 Series
S8673B3	Seal Installer	2-3/4	1-15/16 (49.2)	Ford® C-4 Series, GM® 200, 350 and 375 Series



CPT110A

General Service Tools

CPT110A 3/8" Drive 6-Point Metric 17 mm VW® Transmission Drain Plug Socket

- Use on VW® transmission drain plugs
- Additional applications include removing front wheels on Triumph® Daytona® and America® motorcycles




CRC1

Transmission Service Tools

CRC1 1/2" Drive Chrysler® Rear Carrier Socket

- Used to turn/adjust the differential bearing adjuster within the differential on Chrysler®/Dodge® 7-1/4", 8-1/4" and 9-1/4" rear ends
- Tool made of flat steel piece with 1-1/4" exterior hex and 1/2" square drive
- Circular step to prevent tool from going through the adjuster
- Small size for easy access and storage



Snap Ring Pliers

- Parallel jaw lock-ring pliers (high leverage) for easy locking removal/installation
- Cushion grips offer comfort while resisting transmission fluids

- Natural steel finish with a tough, protective clear coating to prevent corrosion

SRP400A 4 pc Snap Ring Pliers Set

- Includes the following 4 snap ring pliers in a storage tray

SRP400B 4 pc Snap Ring Pliers Set

- Includes (4) snap ring pliers
- Includes storage tray

SRP1B Snap Ring Pliers

- For output shaft on GM® transmissions
- Serrated jaws bent at a 90° angle
- 1/16" wide tip
- 8-15/16" long
- Parallel jaw lock-ring pliers (high leverage) for easy lock-ring removal/installation
- Cushion grips offer comfort while resisting transmission fluids
- Natural steel finish with a tough protective clear coating to prevent corrosion

SRP1C Snap Ring Pliers

- 90° angle serrated jaws (for GM® transmission output shaft)
- 3/32" tip width; 1/16 tip thickness;
- 8-15/16" long

SRP2A Snap Ring Pliers

- 3/32" wide ends with 1/8" diameter
- Jaws are angled at 90° dimple for snap rings with tabs
- 8-7/8" long
- ASME®/ANSI® B107.19-1993
- Parallel jaw lock-ring pliers (high leverage) for easy lock-ring removal/installation
- Cushion grips offer comfort while resisting transmission fluids
- Natural steel finish with a tough protective clear coating to prevent corrosion

SRP2B Snap Ring Pliers

- 90° angle serrated jaws with dimples for lock rings with tabs
- 3/32" angle tip width and 1/8" tip thickness
- 8-7/8" long
- Parallel jaw lock-ring pliers (high leverage) for easy lock-ring removal/installation
- Cushion grips offer comfort while resisting transmission fluids
- Natural steel finish with a tough protective clear coating to prevent corrosion

SRP3A Snap Ring Pliers

- 3/32" wide straight tips and 1/16" thick ends
- 8-7/8" long
- ASME®/ANSI® B107.19-1993
- Parallel jaw lock-ring pliers (high leverage) for easy lock-ring removal/installation
- Cushion grips offer comfort while resisting transmission fluids
- Natural steel finish with a tough protective clear coating to prevent corrosion

SRP3B Snap Ring Pliers

- Straight tip serrated jaws
- 3/32" wide tip; 8-7/8" long

SRP4 Snap Ring Pliers

- 3/32" wide ends with 1/8" diameter dimple for snap rings with tabs
- Jaws bent at a 90° angle
- 14" long

SRP5B Snap Ring Pliers

- Seven rivet action for high leverage tip expansion
- Straight tip ends, 1/4" wide, are dimpled for snap ring tabs
- 10-1/8" long

SRP5C Snap Ring Pliers

- Straight non-serrated tip with dimples for lock rings with tabs
- Seven pivot points create compound high-leverage for easy lock-ring expansion
- Jaws always remain parallel
- 1/4" tip width; 1/8" tip thickness; 10/18" long

PR15 External Snap Ring Pliers

(Blue-Point®)

- Wide (1/16") tips are angled at 90°
- 8-3/4" long

PR16 External Snap Ring Pliers

(Blue-Point®)

- Wide (3/16") notched tips
- 8-3/4" long

SRPC3800 Convertible Retaining Ring Pliers

- Pivot screw converts pliers from internal to external
- Wide cushion grip provides more comfort and control


SRPC7000 Convertible Retaining Ring Pliers

- Pivot screw converts pliers from internal to external
- Wide cushion grip provides more comfort and control



- Do not use chrome or industrial finish hand tools with impact driver
- Read safety precautions on pages W1 to W4

DRIVE LINE: TRANSMISSION



Transmission Pump Puller

CJ193 Transmission Pump Puller

- Removal of front pump on GM®, Ford® and Chrysler® transmissions requires two pullers
- Includes 1-1/4 lb slide hammer and 3/8"-16 x 14" slide screw
- Applications on most GM®, Ford® C-4, C-5 AOD (automatic overdrive) and Chrysler® TF904-72 ON

CJ193-1-1 Optional Transmission Pump Adaptor

- M10-1.5 male end is designed to work on Ford® and Chrysler® transmission pumps
- 3/8"-16 female end screws onto slide screw of CJ193
- 2-1/4" long



Seal/Bushing Installers and Removers

YA9348 Transmission Seal Remover/Installer for GM® vehicles (Blue-Point®)

- Removes and installs GM® transmission shift selector shaft seals without draining the fluid
- 5/8" drive size, 3/8"-16 UNC-2B thread
- Remover bolt has a 9/16" head and 3/8"-16 UNC-2A thread

YA9648 Removal/Installation Tool (Blue-Point®)

- Applications on 1996 and later GM® trucks and Astro® vans with 4L60E and 4L80E transmissions

Magnetic Angle Locator

YA328A Magnetic Angle Locator (Blue-Point®)

- Ideal for checking drive shaft angle
- Red degree indicator located behind numbers for exact reading of graduations
- SAE and metric scales molded into base of tool in 1/8" and centimeters
- Large 1-7/8 x 7/8" magnet in base for secure retention

DRIVE SHAFT



Universal Joint Tools

UJP1 Universal Joint Press Set

- Press frame features large throat and vise mount capability for U-joint applications
- Locking cup design holds cup in place
- Large, coarse thread pressure screw for extra strength and maximum force
- Grease Zerk fitting for smooth screw action

- Adaptor hardness of 42-46 Rc
- Includes application chart and includes storage case


BJP1-17 Grease Fitting

- For press frame

PAKPB061 Storage Case

- For BJP1 master ball joint press set

CLUTCH



Clutch Service Tools

GA454A Adjusting Wrench for Spicer® Clutch

- For internal adjustment of Spicer angle spring and multiple lever clutches
- Eliminates the need for prybars that could damage clutch parts
- 15" long

SP2031A Pilot Bearing Puller (Blue-Point®)

- Attaches to slide hammer shafts with 3/4"-16 or 5/8"-18 threads
- Pressure screw adaptor is made of stress-resistant steel
- Industrial finish

YA7646 Clutch Coupling Tool for Ford® Vehicles (Blue-Point®)

- Reach and disconnect the hydraulic clutch line from the clutch slave cylinder without damage to the coupling or clutch line
- Same as Ford® No. T88T-70522-A

A144A Flywheel Turner

- Use when replacing clutch pressure plate
- Turns flywheel to predetermined point that might be bypassed when bumping with starter
- 12-1/8" long

A37M Clutch Aligner Set

- For vehicles with standard transmissions, including many import cars
- Allows quick aligning for complete range of single disc clutches (16 collet sizes ranging from 0.465" - 1.181")
- Packaged in PB21 storage case

A145 Clutch Aligner Set

- Smaller companion to A37M
- Includes five double-ended collets ranging in size from .578" - .810"

PB21 Storage Case

- Fits A37M clutch aligner set

Short Chassis Service Jacks

- Lift arm is contoured to allow clearance with vehicle's rocker panel
- Premium U-Cup seals on pumps and ram pistons for long life
- Professional, one-piece handle design
- Special high-performance hydraulic oil for extreme temperatures and reduced wear
- Internal filtration with magnet in pump reservoir to maintain oil cleanliness
- Powder coated finish for durability
- Dual-pump pistons for speed to reach service height quickly
- Grease fittings in front wheels and yoke pivot
- Removable saddle with rubber pad
- Front wheels have a nut and shoulder design for positive retention
- Meets ASME® PASE – 2014

Specification	FJ200	FJ300
Capacity (lb)	4,000	6,000
Low Height (in)	3.5	3.8
Max Lifting Height (in)	23.0	23.4
Saddle size (in)	5.2 x 5.2	5.2 x 5.2
Ground Clearance	0.55	0.56
Chassis Length (in)	31.5	31.5
Overall Width @ Front wheels (in)	11.25	11.25
Overall Width @ Rear Casters (in)	14.5	14.8
Handle Length to Floor (in, @90°)	56.2	56.2
Caster Wheel Diameter (in)	2.6	2.6
Saddle raise, one pump, no load (in)	10.7	9.4
Pump strokes to reach max lifting height, no load	4.0	4.5
Weight (lb)	101	113

Technical Support and Service: 877-762-7664 (US); 866-824-0524 (Canada)

FJ200 2 Ton Floor Jack

- Low height of 3-1/2" to fit easily under a variety of vehicle
- Maximum lifting height of 23"

FJ300 3-Ton Floor Jack

- Low height of 3-7/8" to fit easily under a variety of vehicles
- Maximum lifting height of 23.4"



Hydraulic Bottle Jacks


Stock No.	Capacity, tons	Low Height, inches	Maximum Height, inches	Screw Extension, inches	Base Size, inches	Handle Length, inches	Cap Diameter, inches	Operating Force, lb
YA1228	8	8-7/8	17-5/8	2-3/4	4-3/4 x 4-3/4	18-1/8	1-3/8	101
YA1229A	12	9-1/2	18-5/8	3-1/8	5-1/4 x 5-1/8	18-1/8	1-3/4	102
YAS1229A*	12	6	10-5/8	1-5/8	5-1/4 x 5-1/8	18-1/8	1-3/4	89
YA1233A	20	9-1/2	18-5/8	3-1/8	6-1/4 x 5-7/8	18-1/8	2	109
YAS1233A*	20	6-1/2	11-1/4	1-5/8	6-1/4 x 5-7/8	18-1/8	2	101

*Low-profile model



- Do not exceed capacity of jack or jack stands
- Do not work on vehicle supported by jack, use jack stands
- Use jack and jack stands only on hard level surfaces
- Read safety precautions on pages W1 to W4

LIFTING: JACK STANDS



Jack Stands (in pairs)

- Sturdy, welded steel construction for superior strength
- One-piece, multi-position saddle provides quick adjustment that securely locks into desired location

Stock No.	Capacity, tons	Low Height, inches	Maximum Height, inches
YA874B	3 (per pair)	12	19
YA875B	6 (per pair)	16-3/8	25-3/8
YA512A	12 (per pair)	17-1/2	27-1/2

YA874B 3-Ton Jack Stands

- 3-ton capacity per pair (2 each)

YA875B 6-Ton Jack Stands

- 6-ton capacity per pair (2 each)

YA512A Jack Stands

- 12-ton capacity per pair (2 each)

Utility Stands

- Slim design maximizes work spaces and storage
- Acme screw allows for precise height adjustment

Stock No.	Capacity, tons	Low Height, inches	Maximum Height, inches	Base Size, inches	Cap Size, inches
YA779B	3/4	53-1/4	80	12 (diameter)	5-5/16 x 2-7/16

WHEEL DOLLY



Hydraulic Wheel Dolly

- Provides smooth, positive power for the removal and installation of single, tandem and duplex tires and wheels
- Lift arms can be adjusted to handle different wheel combinations

Stock No.	Capacity, tons	Lift Range, inches	Lifting Arm (length), inches	Lifting Arm (spread), inches	Length, inches	Width, inches	Height, inches
YA765D	3/4	2-1/2-8-3/8	26	27-1/2	45-1/8	39-1/2	34-5/8

LIFTING: TRANSMISSION JACKS/FUEL TANK STANDS



Transmission Jacks

YA727B 1 Ton Wishbone Hydraulic Transmission Jack (Blue-Point®)

- Use on bus, truck, farm, automotive and construction vehicles
- Load-restraint chain included
- Two heavy cast adjustable mounting plates
- Four wedges to support transmission

Specifications	YA727B
Capacity, tons	1
Maximum Height, inches	44-3/4
Saddle Base, inches	18-5/8 x 12-1/4
Lifting Head Size, inches	15-1/2 x 15-1/2
Handle Length, inches	19-1/2
Chassis Length, inches	48
Chassis Width, inches	29-7/8
Tilt*	44° (fwd), 39° (rear), 13° (left and right)
Minimum Height, inches	10
Exp. Saddle Area, inches	20-1/2 x 18-1/2
Jack Size, inches	47-1/2 x 28-1/4
Weight, lb	309

LIFTING: TRANSMISSION JACKS/FUEL TANK STANDS

Transmission Jack Accessories

YA712A Fuel Tank Stand

- Easily service fuel tank, fuel pumps and other components
- Handles fuel tanks up to 40 gal (empty)
- Includes anchoring straps and grounding wire
- Measures 9-1/4 H x 32 L x 15-3/8" W



YA712A



YA780

YA780 Transmission Jack Bracket

- Fits most FWD and RWD automatic transmissions
- Use to stabilize transmission when being removed or installed
- Used with a transmission jack

MOTORCYCLE JACKS

Motorcycle Jacks

YA1715 Motorcycle Jack (Blue-Point®)

- 1,500 lb capacity
- Low height of 4-1/2", maximum height of 14-3/4"
- Double rubber-lined pad provides extra protection to motorcycle
- Pull handle assists user to maneuver jack into position
- One foot operation for ease of use
- Safety straps to secure motorcycle



YA1715


LIFTING: ENGINE HOISTS AND SLINGS



A238



GA197A




YA2673A



YA2674A



YA2670A



YA2675A



YA2676A

Engine Hoist and Slings

A238 Engine Sling

- 40" flexible cable each end with holes in eyelets for 1/2" diameter bolts

GA197A Lifting Pulling Tool (Blue-Point®)

- Excellent for removing engines from autos and trucks
- Maximum lift of 6'
- Minimum distance between hooks is 2'
- Anchored hook swivels a full 360°
- Automatic let down provides easy release one notch at a time
- 1 ton capacity

YA2670A Engine Support Kit and Hoist (Blue-Point®)

- Ideal for FWD transmission removal and installation
- Supports engine and provides 15° adjustability in each direction
- Rests on drip rails between fenders across engine bay
- Accommodates engine compartments from 46-61-1/2"
- Includes YA2671A Lifting Assembly

YA2671A Lifting Assembly (Blue-Point®)

- Replacement Lifting Assembly for YA2670A

YA2673A Offset Lifting Bar (Blue-Point®)

- Attaches to the YA2670A and radiator core support
- Provides additional lifting and support

YA2674A W-Car Offset Bar for GM® Vehicles (Blue-Point®)

- Designed to assist with GM® W-Car body style

YA2675A Swivel Adaptor Set (Blue-Point®)

- Provides the ability for the leg plates to swivel
- Ideal for engine compartments that are wider at the windshield

YA2676A Leg Plates for Honda® Vehicles (Blue-Point®)

- Adapts to tapered fenders on Honda® vehicles
- Used with YA2675A Swivel Adaptor Set



- Do not exceed capacity of jack or jack stands
- Do not work on vehicle supported by jack, use jack stands
- Use jack and jack stands only on hard level surfaces
- Read safety precautions on pages W1 to W4

Charging. Testing. Boosting. Inverting. Diagnosing. Whatever your customers' battery needs, Snap-on has the battery service equipment to keep you prepared — whether it's servicing 6, 12 or 24 V systems.

EQUIPMENT THAT KEEPS YOU IN CHARGE.

As batteries continue to evolve, it's important that your equipment does too. Our Battery Charger Plus™ is the most advanced way to smart charge batteries at the rate you need. Our complete line of battery system testers provide accurate results in our basic, enhanced, wireless and advanced platforms. In addition, our engine starters provide the crank assist needed for standard vehicles.



Battery Charger Plus™

EEBC500A Battery Charger Plus™

- **Plus:** Exclusive flash reprogram power supply maintains consistent OEM specified voltage up to 100 Amps for 3 minutes
- **Adaptive:** Performs a unique charge cycle for each lead acid battery type: standard, AGM, GEL or deep cycle
- **Versatile:** Charge 6, 12 and 24 Volt batteries with a 4 Amp maintain rate, a 15 Amp fast rate or a 60 Amp boost mode – in 24 V setting, the boost is 30 Amps
- **Convenient:** Upper and lower battery service tool storage trays

- **Intelligent:** Automatic microprocessor-controlled operation selects algorithm to optimize cycle without overcharging
- **Powerful:** At 12 V setting, 300 Amp engine start with 20 second crank time
- **Informative:** In maintain and fast rate, unit displays vehicle battery voltage, % of charge and alternator % of performance
- **Streamlined:** Higher working-height handle helps relieve back strain with an excellent design that looks like no other charger
- **Tough:** 10" foam filled tires with C-CLIP retention ride on solid steel axle
- **Technical Support:** 866-713-6007



EEBC500A

Specifications	EEBC500A	EEBC500-INT+	EEBC500SOJ
Output Currents ADC	4/15 and 60A Boost	60/12/4	60/15/4
Output Voltages VDC	6/12/24	6/12/24	6/12/24
Input Voltage (Rated), VAC	120	230/240	100
Crank Assist Duty Cycle	1/36	1/36	1/36
DC Lead Type	Fixed	Fixed	Fixed
DC Lead Length, feet (meters)	7' 6" (2.3)	7' 6" (2.3)	7' 6" (2.3)
DC Lead Gauge	4 AWG	4 AWG	4 AWG
DC Clamps	500A	500A	500A
AC Cord Length, feet (meters)	9 (2.7)	9 (2.7)	9 (2.7)
Voltmeter	Digital	Digital	Digital
Timer Type	Digital	Digital	Digital
Ventilation	Fan Cooled	Fan Cooled	Fan Cooled
Foam Filled Wheel Size, inches (mm)	10	10	10
Weight, lb	86	90	90
Dimension L x W x H, inches	20.4 x 16.5 x 30.5	20.4 x 16.5 x 30.5	20.4 x 16.5 x 30.5
Outdoor Use	Yes	No	No
Country of Use	North America	Australia, Europe, UK	Japan
Power Supply Cord	Included	Optional EEBC5CABLE-A, E, U, U2	Included

† C E

EEBC500CVR Battery Charger Plus™ Cover

- Protective cover for the EEBC500 Battery Charger Plus™ series and the EEBC400 series

EEBC5CABLE-A Australia Power Supply

- Power supply, Australia
- Use only with EEBC500INT

EEBC5CABLE-E Europe Power Supply

- Power supply, Europe
- Use only with EEBC500INT

EEBC5CABLE-U United Kingdom Power Supply 16 A

- Power supply, United Kingdom
- Use only with EEBC500INT

EEBC5CABLEU2 United Kingdom Power Supply 13 A

- Power supply, United Kingdom
- Use only with EEBC500INT

EEBC500-15 Lead Set

- 15'
- Lead Set for EEBC500 series



EEBC500CVR



EEBC5CABLE-A



EEBC5CABLE-E



EEBC5CABLE-U



EEBC5CABLEU2

EEBC100A Battery Charger/Engine Starter (Blue-Point®)

- Tough steel clamps with copper jaws bite and hold the top or side mount battery terminals tight
- 200 Amp 12 V engine starting available
- 40 Amp boost mode to energize the battery
- 2–6 Amp Maintain mode floats as needed
- 6" wheels move easily over rough ground
- Rugged retractable handle provides convenient storage

- Master switch allows toggling from charge, to engine start and off
- Start/Stop button initiates a charge or boost cycle and a quick stop if needed
- Digital display indicates the voltage selected (6 or 12), the vehicle battery voltage and percent of charge; it also indicates the output current in Amps being applied to the vehicle
- **Technical Support:** 866-713-6007



EEBC100A



- Charger must be OFF when connecting or disconnecting leads
- Read safety precautions on pages W1 to W4

BATTERY CHARGERS

Bench Chargers



EEBC61220

Stock No.	Input	Output	Battery Range (Optimal)	Charging Cable Length	Dimensions, inches	Shipping Weight, lb (kg)
EEBC61220	120 V AC, 60 Hz, 4.4 A	6 or 12 V; 2, 10 or 20 A	25–200 Ah	6.0'	10.75 L x 4.5 W x 7.875 H	4.94 (2.24)

EEBC61220 Bench Top Battery Charger (Blue-Point®)

- **INTELLIGENT:** Automatic battery charger utilizes an advanced, multi-stage charging algorithm for an optimal charge; start the charging routine and walk away – the charger does the rest, without overcharging
- **VERSATILE:** Properly charges all types of lead acid batteries: Standard, AGM, Gel Cell (these 3 types may include: flat plate, spiral wound, deep cycle and marine)
- **SAFE:** Smart Clamp Technology confirms correct polarity connection before charging – and stops charging if it identifies a damaged battery
- **CONVENIENT:** A quick override sequence allows the unit to charge batteries with very low voltage conditions
- **INFORMATIVE:** Digital display indicates battery voltage or charge percentage

Battery Maintainers



EEBM500A

EEBM500A 4 A 6/12 V Battery Maintainer

- Maintain battery voltage on stored cars, trucks, boats, SUV, motorcycles and more so they start when you need them
- Perfect for new car showrooms to maintain battery voltage while cars are being shown to customers and accessories turned on
- Fully automatic 6/12 V operation, 4 A charging rate
- Compatible with conventional lead-acid, maintenance-free, AGM, gel cel, and deep cycle batteries

- Includes quick connect output cord with clamp set, ring terminal set and 12 V adaptor output accessories
- LED charging status indication including completion
- Reverse polarity and battery fault warnings
- The eyelet cable can be permanently connected to stored vehicle battery for future use

EEBM500-1 Clamp Set

EEBM500-2 Ring Kit

EEBM500-3 12 V Plug



EEPI175



EEPI175-BLK

Power Inverters


EEPI175 Power Inverter

- 175 W power inverter provides 110 V AC power inside your vehicle
- Plugs into vehicle 12 V power outlet
- Convenient size fits in cup holder
- Two USB ports to power small electronic devices
- Powers cell phones, computers, Nintendo® DS, DVD players, iPods and more

EEPI175-BLK Power Inverter

EEPI2250 Power Inverter

- 2,250 watts of continuous power and 4,500 watts peak power to run a wide variety of tools, electronics and appliances
- Stable, clean and reliable power with high surge capacity for use in the most demanding applications
- Precise electronics to enable proper charging of electronics: laptops, cell phones and gaming devices
- Three 120 V AC outlets
- For tow trucks, fleets, construction vehicles and military use
- Unit must be hard wired into vehicle



EEPI2250

BATTERY SYSTEM TESTERS

MicroVAT™ ELITE Battery/Starting/Charging System Tester

EECS304C MicroVAT™ Elite Tester



EECS304C

- The MicroVAT™ ELITE is a battery, starting and charging system analyzer, DMM, cable voltage drop tester and more
- Charging system test uses the most innovative and decisive method – digital signal processing
- Cable voltage drop test determine health of vehicle battery cables with optional EECS306C-3 cables
- Built-in printer provides test results and custom shop information
- 3-1/2" large full color 1/4" VGA display color icons and test result graphs
- Visual and voice prompts in English, Spanish, French, Italian, Dutch or German help you through the diagnostic process
- Digital multimeter (with optional EECS306C-4 lead set)
- Low volt automotive, amps, ohms, diode and basic oscilloscope

- Temperature via optional Snap-on® probes or built in infrared sensor
- USB and infrared (IR) connectivity
- USB software upgradeable for future enhancements
- USB data collection: use any thumb drive to move info to excel
- IR and certificate printing on PC with optional EECS306C-7A
- Heavy duty ready for more accuracy and capability, add optional EECS306C-2 dual range amp clamp and EECS306C-3 cable voltage drop test cables
- Upgrade your EECS304C MicroVAT™ Elite to EECS306C D-TAC™ Elite by ordering EECS304-306
- CE – DE, ES, FR, IT, GB, NL and JP
- Technical Support 800-388-6453

D-TAC™ Battery System Diagnostic Tester/Charger/Engine Starter

EECS306C D-TAC™ Elite

- D-TAC™ Elite is a diagnostic charger, battery, starting and charging system analyzer, engine starter, DMM, cable voltage drop tester with flash reprogram mode and more
- EECS306C D-TAC™ Elite includes EECS304C MicroVAT™ ELITE Tester, EECS306C-5 Battery Test Cables (10'), EECS306C-6 Post Adaptors and EECS500-1 Printer Paper Roll
- Integrated printer and cart
- Multitasking, once a diagnostic charge session has been started, the MicroVAT™ Elite (top analyzer) can be removed from the charger and used to diagnose other vehicles while the charger continues to diagnose and charge the original battery
- Conductance and deep scan battery test technology with 150 amp load capability (clicking sound heard when load is applied)
- Diagnostic Charge Cycle continuously monitors battery watching trends while maximizing charge acceptance minimizing charge time
- No wasted time trying to charge defective batteries
- Temperature (temperature sensor built into unit)
- Charging System Test uses the most innovative and decisive method, digital signal processing
- Cable Voltage Drop Test determines health of vehicle battery cables (with optional EECS306C-3 Cables)
- Built-in printer provides test results and custom shop information
- 3-1/2" large full color 1/4" VGA display, color icons and test result graphs
- Visual and voice prompts in English, Spanish, French, Italian, Dutch or German help you through the diagnostic process
- Digital Multimeter (with optional EECS306-4 Lead Set)



EECS306C



EECS306C-CVR

- Temperature via built-in infrared sensor or optional probes (EETH501D liquids, EETH502D surface, EETH503D air)
- USB and Infrared (IR) connectivity
- IR and Certificate printing on PC with optional EECS306C-7A
- Heavy duty ready; for more accuracy and capability, add the optional EECS306C-2 Dual Range Amp Clamp and EECS306C-3 Cable Voltage Drop Test Cables
- Technical Support 800-388-6453

EECS306C-CVR Protective Cover

- Optional protective vinyl cover for D-TAC™

BATTERY TESTERS

D-TAC™ Battery System Diagnostic Tester/Charger/Engine Starter

EECS306C-2 Amp Clamp

- High (0A 700A); Low (0A 70A)

EECS306C-3 Cable Drop Cables

- Cable voltage drop test cables for EECS306C D-TAC™ Elite and EECS304C MicroVAT™ Elite

EECS306C-4 Multimeter Probes

- Digital multimeter probe set for EECS306C D-TAC™ Elite and EECS304C MicroVAT™ Elite

EECS306C-6 Post Adaptors

- Included with D-TAC™ Elite

EECS306C-7A IR Dongle

- IR dongle with installation CD template for EECS306C D-TAC™ Elite and EECS304C MicroVAT™ Elite (optional)

EECS304C-1 Soft Storage Case

- Soft sided carrying case for EECS304C MicroVAT™ Elite

EECS500-1 Printer Paper

- Paper for EECS products



EECS306C-2

EECS306C-3



EECS306C-4

EECS304C-1



- Charger must be OFF when connecting or disconnecting leads
- Avoid overcharging batteries
- Read safety precautions on pages W1 to W4

BATTERY, STARTING AND CHARGING SYSTEM TESTERS

Electronic Battery System Testers

- Select the perfect battery, starting and charging system tester for your shop by comparing features on this table – Basic, Enhanced, Wireless, Advanced or Microvat
- Test autos, trucks, motorcycles, ATV's and more
- Horizontal hand hold position with easy thumb access buttons to enhance the user experience
- Superior accuracy with CCA-required input and conductance technology for rendering battery, starter and charging system status
- Decide if you want a built in or external printer



EECS150



EECS350



EECS550A



EECS750



EECS304C



EECS550-CC

Specifications	EECS150	EECS350	EECS550A	EECS750	EECS304C
Model	Basic	Enhanced	Wireless	Advanced	Microvat
CCA Range	100–1,400	100–1,700	100–2,000	100–2,000	100–2,000
CCA Input	•	•	•	•	•
Volts	12	6/8/12	6/8/12/24	6/8/12/24	6/12/24
Rating Systems	SAE, EN, IEC	SAE, EN, IEC, DIN, JIS	CCA, CA, SAE, EN, IEC, DIN, JIS	SAE, EN, IEC, DIN, JIS	SAE, EN, IEC, DIN, JIS
Battery Type	Standard, AGM	Standard, AGM, EFB	Standard, AGM, GEL, EFB	Standard, AGM, EFB	Standard, AGM
Battery Pack	—	—	Yes, Series	Yes, Series/Parallel	Yes, Series
Displays Battery Condition	•	•	•	•	•
Displays Battery Voltage (SOC)	•	•	•	•	•
Displays % of CCA	•	•	•	•	•
Tests Discharged Batteries	•	•	Down to 1 V	•	—
Reverse Polarity Protection	•	•	•	•	•
Cable Integrity Technology	•	•	•	•	•
Displays Battery State of Charge	—	•	•	•	•
Bad Cell Detection	—	•	•	•	•
Temperature Compensation	—	•	± 32 °F	4 ranges	X – IR Temp Measured
Poor Connection Detection	—	•	•	•	•
Custom Header with Date and Time	—	•	•	•	•
Retention Magnet	—	•	•	Hanger	•
Post/Stud Adaptors	—	•	•	•	•
Surface Charge Warning	—	•	•	•	•
Integrated Printer	—	—	—	•	•
Voice Prompts	—	—	—	—	•
System Test	Yes – Voltmeter	Yes – Starting/Charging/Ripple/Voltage	Yes – 12/24 V/Starting/Charging/Ripple	Yes – menu driven routine w/ ripple detection and graph	Yes – menu driven routine includes DSP technology, advanced alternator diagnostics
Printer Capable	None	IR-PC (optional)	IR-PC (optional)	Integrated	Integrated
Communication	—	IR	IR, Bluetooth® between modules	IR, USB	IR, USB
Wireless Controller	—	—	Bluetooth®	—	—
Display	LCD backlit (3.1" diag.)	LCD backlit (3.1" diag.)	LCD backlit (3.1" diag.)	Color 3-1/2"	Color 3-1/2"
Clamps	Small	Medium	Medium	Large	Large
Cable Length	2' Fixed	4' Fixed	2' Fixed	10' Replaceable	10' Replaceable

EECS550-CC Carry Case

- Optional carrying case for the EECS150, EEJ201MBK and the EECT900



EECS-PRINTER Wireless Printer (Blue-Point®)

EECS-PRINTER

ENGINE STARTER

Engine Starters

EEJP201MBK 12 V Li-Ion Compact Engine Starter/ USB Charger and Light

- Ideal for personal use emergency jumps, yet powerful enough for the shop
- For use on power sport, motorcycle and 4–8 cylinder autos
- Safer starting via reverse polarity, thermal runaway and short-circuit protection
- Able to start vehicles below freezing
- On-screen commands guide the user
- Bright LED work light or flashing SOS
- USB port 5 V DC, 2 A for charging devices like a phone
- Charge internal battery with AC from wall or DC from vehicle
- Memory saver capable with optional OBDII cable EEJ200M-4 – provides 12 V power to the vehicle saving settings such as: radio, seat position, DTC's keyless entry and more
- Includes safety override for vehicle batteries with less than 1.5 V



EEJP201MBK

Engine Starters

Specifications	EEJP600	EEJP600V24	EEJP600i110G
Description	12 V Lead-Acid Engine Starter+	12 and 24 V Lead-Acid Engine Starter+	12 V Lead-Acid Engine Starter+
Cranking Amps / Cold Cranking Amps	350 / 290	700 / 580	350 / 290
Built-in Internal CEC Charger	Yes	Yes	Yes
Charger Rating	4 Amp / 110 VAC	4 Amp / 110 VAC	4 Amp / 110 VAC
Automatic Smart Charger with Overcharge Protection	Yes	Yes	Yes
12 V DC to DC Cord Included	EEJP600-3	EEJP600-3	EEJP600-3
Positive and Negative Cable Length, inches	60	60	60
Positive and Negative Cable Gauge	2	2	2
12 V Auxiliary Outlet	Yes -8 Amp	Yes -8 Amp	Yes -8 Amp
Weight, lb (kg)	28 (12.7)	44 (19.9)	31 (14.1)
Reverse Polarity Protection	Yes	Yes	Yes
Digital Display Accuracy	± .3 V DC	± .3 V DC	± .3 V DC
Digital Display Resolution	.1 VDC	.1 VDC	.1 VDC
Volt Reading and % of Charge Toggle for Internal Battery	Digital	Digital	Digital
Volt Reading for Vehicle Battery	Digital	Digital	Digital
USB Port Type	5 V DC, 2 A	5 V DC, 2 A	5 V DC, 2 A
Field Replaceable Battery	EEJP600-501R	EEJP600-501R (x2)	EEJP600-501R
Error Codes on Display	Yes	Yes	Yes
Flex Light EEJP600i-4	Optional	Optional	Included
Operating Temperature Range, °F (°C)	0–120 (-18–50)	0–120 (-18–50)	0–120 (-18–50)
Warranty	1 Year	1 Year	1 Year



EEJP600



EEJP600i110G



EEJP600V24



EEJP600 12 V with 110 V AC Lead-Acid Engine Starter+

- 350 cranking amps, 290 cold cranking amps from a high-output sealed AGM battery
- Arc-less connection will not allow operation of clamps connected in reverse polarity
- Digital display indicates internal battery charge percentage and DC voltage, plus vehicle battery voltage when you connect
- USB Port – 5 V DC 2 A to charge phones and other devices
- Override Switch – To start vehicles with battery voltage less than 1.5 V DC
- Long reach 60" cables and tough 2 gauge wire
- Patent pending abrasive clamp cleaner removes oxidation from jaws while quick storing clamps
- 4 Amp built-in charger will not over-charge. To extend battery life, plug in when not in use
- Separate on/off switch for engine starting versus 12 V port
- Charge internal battery via 110 V AC from shop, using heavy duty shop owned cord
- Includes EEJP600-3 12 V DC to DC Cord

EEJP600V24 12 and 24 V Lead-Acid Engine Starter+

- 700 cranking amps, 580 cold cranking amps from two high-output sealed AGM batteries
- Arc-less connection will not allow operation of clamps connected in reverse polarity
- Digital display indicates internal battery charge percentage and DC voltage, plus vehicle battery voltage when you connect
- USB Port – 5 V DC 2 A to charge phones and other devices
- Override Switch – To start vehicles with battery voltage less than 1.5 V DC in 12 V mode and less than 16 V in 24 V mode
- Long reach 60" cables and tough 2 gauge wire
- Patent pending abrasive clamp cleaner removes oxidation from jaws while quick storing clamps
- 4 Amp built-in charger will not over-charge. To extend battery life, plug in when not in use
- Separate on/off switch for engine starting versus 12 V port
- Charge internal battery via 110 V AC from shop, using heavy duty shop owned cord
- Includes EEJP600-3 12 V DC to DC Cord

EEJP600i110G 12 V with 110 V AC Lead-Acid Engine Starter+

- 350 cranking amps, 290 cold cranking amps from a high-output sealed AGM battery
- Arc-less connection will not allow operation of clamps connected in reverse polarity
- Digital display indicates internal battery charge percentage and DC voltage, plus vehicle battery voltage when you connect
- Override Switch – To start vehicles with battery voltage less than 1.5 V DC
- Long reach 60" cables and tough 2 gauge wire
- Patent pending abrasive clamp cleaner removes oxidation from jaws while quick storing clamps
- 4 Amp built-in charger will not over-charge. To extend battery life, plug in when not in use
- Separate on/off switch for engine starting versus 12 V port
- Charge internal battery via 110 V AC from shop, using heavy duty shop owned cord
- Includes EEJP600-3 12 V DC to DC Cord and EEJP600i-4 Lite
- Dual 110 VAC receptacles provide electricity for hunting, camping, fishing, tailgating or during a power outage via 400 Watt inverter



- Do not short portable booster pack leads against each other
- Avoid contact between liquid and Engine Starters
- Avoid overcharging batteries
- Read safety precautions on pages W1 to W4

BOOSTER CABLES/CLAMPS



BC15500A



BC20500A



BC25500PA

Cables/Clamps

BC15500A 15' Battery Booster Cable Set

- Low resistance booster cables with heavy gauge 100% copper strands send maximum current to vehicle being jumped
- 500 amp clamps have recessed copper jaws and are fully insulated for safer engine starting
- Heavy duty clamp jaws and spring bite securely on top or side post batteries
- 15' long, two gauge wire remains flexible in the cold and coils for storage

BC20500A 20' Battery Booster Cable Set

- Low resistance booster cables with heavy gauge 100% copper strands send maximum current to vehicle being jumped
- 500 amp clamps have recessed copper jaws and are fully insulated for safer engine starting
- Heavy duty clamp jaws and spring bite securely on top or side post batteries
- 20' long, two gauge wire remains flexible in the cold and coils for storage

BC25500PA Plug-In Style Booster Cables

- Low resistance booster cables with heavy gauge 100% copper strands send maximum current to vehicle being jumped
- 500 amp clamps have recessed copper jaws and are fully insulated for safer engine starting
- Heavy duty clamp jaws and spring bite securely on top or side post batteries
- 25' long, two gauge wire remains flexible in the cold and coils for storage
- Heavy duty 25' service/tow truck-mounted battery booster cable set
- Mounting Kit included
- Start the engine of a stranded vehicle without lifting the service/tow truck hood

BATTERY SERVICE TOOLS



MT302BR

Remote Start Switch

MT302BR Remote Starter Switch

- 5' leads allow cranking engine from sides or beneath auto while keeping hands away from moving belts and parts
- Switch housing prevents dirt and moisture from affecting the performance
- Switch rated at 40 A at 12 V or 20 A at 24 V
- Patented Instinct® comfort-designed handle

Hard Grip Handle Colors



ADD SUFFIX TO STOCK NUMBER FOR SPECIAL COLORS

Specifications	MT302BR
Voltage	6, 12 and 24 V
Cord Color	Black
Cord Type	Straight
Cord Material	EDPM
Cord Length, ft (m)	5 (1.5)
Wire Gauge	12
Switch Amps	40 A @ 6 and 12 V; 20 A @ 24 V

Specifications	MT302BR
Outside Wire Diameter	0.2 in (5 mm)
Handle Type	Instinct®
Handle Color	Red, Orange, Green, Yellow
Terminal Clip	Copper
Boot Material	Flexible Composite
Overall Length	5' 5" (1.65 m)
Weight	0.82 lb (0.37 kg)



2004BSKA



2005BSKA

Service Kits

2004BSKA 4 pc Battery Service Kit

- Includes (1) angle nose pliers, (1) side battery terminal cleaner, (1) terminal brush and (1) GM® 5/8" battery terminal ratcheting wrench
- Includes kit bag

2005BSKA 5 pc Battery Service Kit

- Includes (1) angle nose pliers, (1) side battery terminal cleaner, (1) cable clamp pliers, (1) cable clamp puller and (1) battery terminal cleaner
- Includes kit bag

C0410B Kit Bag

- Fits 2004BSKA battery service kit

Cable Clamp Tools

208CCP Angle Nose Pliers

- Rounded nose protects battery from damage
- Jaws are offset 30° for better leverage
- 7-3/4" long

B260A Cable Clamp Pliers

- Spreads and cleans cable clamps
- Prybar on one end
- 7-3/8" long

GA486A Cable Clamp Puller (Blue-Point®)

- Removes cable clamps without damaging posts
- 4" long

CJ92 Cable Clamp Puller

- Self-locking jaws securely grip terminal and pull without damage to post
- 1-3/4" spread



Terminal Tools

BTC3A Terminal Brush (Blue-Point®)

- Stiff wire bristles thoroughly clean posts and clamps
- 3-3/8" long

BTC7B Terminal Cleaner

- Cleans posts and cable clamps
- Includes a small, circular wire brush with protective cap to clean side terminals
- Plastic body

BTC8A Terminal Cleaner

- Cleans posts and cable clamps
- Plastic body
- 3-1/2" long

BTC10 Side Terminal Cleaner

- Cutters on one side clean battery contacts and brush cleans cable contact
- 4-1/2" long

YA9484 Battery Terminal Crimper (Blue-Point®)

- Ideal for replacing or repairing battery cable terminal ends
- Design helps prevent overcrimping
- Terminal sizes 6 ga. through 4/0

YA249 5/16" Hex GM® Battery Terminal Ratcheting Box Wrench (Blue-Point®)

- Ratcheting box wrench design for use on GM® side terminal batteries
- 5/16" hex, 5-1/2" long

YA249L 5/16" Side Battery Terminal Ratcheting Box Wrench (Blue-Point®)

- Extra long (9-3/4") for connecting/disconnecting battery side terminals on 1994 and later Ford® Aerostar® vans and GM® vehicles including: 1994 and later Pontiac® Grand AM®, Grand Prix®, W body cars, plus Buick® Regal®, Oldsmobile® Cutlass, Chevrolet® Lumina and Lumina APV
- 5/16" wrench size



Hydrometers

BT101 Battery Hydrometer (Blue-Point®)

- Determines specific gravity from 1.100–1.300
- No temperature tables required or difficult float reading to observe
- Design enables both customer and technician a viewing opportunity to see the state of the battery acid



Fillers

BB6A Filler Bulb (Blue-Point®)

- 6 oz fluid capacity
- Hard rubber stem features an overflow for dripless filling
- 10-1/2" long

GA207A Automatic Filler (Blue-Point®)

- Insert spout into fill hole and press
- Fills battery to correct level without overflow



Carriers

BL1B Battery Carrier (Blue-Point®)

- For top post and side terminal batteries
- Rubber pads securely grip battery widths from 5–7"
- Plastic hand grip provides a firm hold



- Plastic coating on handle does not protect against electric shock
- Do not use "cheater" bars on handles
- Avoid overcharging batteries
- Read safety precautions on pages W1 to W4

Whether you're in a climate that's hot year-round or just in the sticky summer months, A/C service represents huge potential. With solutions for everything from standard to YF and hybrid applications, we help you capitalize on the opportunity. From our top-of-the-line machines to hand-held units, Snap-on® A/C recyclers provide advanced features, unmatched accuracy and simple operation.

TOTAL A/C SERVICE, NO SWEAT.

Our A/C recyclers are specifically designed and manufactured to meet all current EPA and SAE standards, reduce refrigerant usage in your shop and protect the ozone — while our leak detectors can uncover the minutest leaks. With everything from vacuum pumps and manifold sets to digital thermometers, we make sure you can handle every aspect of A/C service.



Air Conditioning Machine



Specifications	EEAC330	EEAC331	EEAC332	EEAC333
Description	Polartek™ A/C Machine	Polartek™ Plus A/C Machine	Polartek™ Hybrid A/C Machine	Polartek™ YF A/C Machine
Working Temperature Range	-10–49 °C (50–120 °F)	-10–49 °C (50–120 °F)	-10–49 °C (50–120 °F)	-10–49 °C (50–120 °F)
Compressor	1/3 hp	3/8 hp	3/8 hp	3/8 hp
Vacuum Pump	3 CFM, 2-Stage	6 CFM	6 CFM	6 CFM
Types of Refrigerant	R134a	R134a	R134a	R1234YF
Display	GRAPHIC 5"	GRAPHIC 7" Touchscreen	GRAPHIC 7" Touchscreen	GRAPHIC 7" Touchscreen
Keypad	Standard membrane 19 keys	No	No	No
Command Valves	Manual	Automatic	Automatic	Automatic
A/C Service Procedure	Semi Automatic or Manual	Fully Automatic or Manual	Fully Automatic or Manual	Fully Automatic or Manual
Voltage	120 VAC, 60 Hz	120 VAC, 60 Hz	120 VAC, 60 Hz	120 VAC, 60 Hz
Refrigerant Scale (resolution)	Yes (10 g)	Yes (10 g)	Yes (10 g)	Yes (10 g)
Oil Scale (resolution)	Yes (2 g)	Yes (2 g)	Yes (2 g)	Yes (2 g)
Onboard Oil Injection	Automatic	Automatic	No	No
Onboard Dye Injection	No	Automatic	No	No
New Oil Container	8.3 oz (250 ml)	8.3 oz (250 ml) Hermetic	No	No
Dye Container	No	8.3 oz (250 ml) Hermetic	No	No
Used Oil Container	8.3 oz (250 ml)	8.3 oz (250 ml)	8.3 oz (250 ml)	8.3 oz (250 ml)
Filter System	(1) Humidity Filter	(1) Humidity Filter	(1) Humidity Filter	(1) Humidity Filter
Vacuum Pump Service (easy oil change)	Yes	Yes	Yes	Yes
Service Hoses (external working length)	120"	120"	120"	120"
Recover Speed	500 g/min max	500 g/min max	500 g/min max	500 g/min max
Refrigerant Tank Capacity	24 lb	24 lb	24 lb	24 lb
High Pressure Gauge	3.2" (80 mm) 580 PSI Cl.1	4" (1000 mm) 580 PSI Cl.1	4" (1000 mm) 580 PSI Cl.1	4" (1000 mm) 580 PSI Cl.1
Low Pressure Gauge	3.2" (80 mm) 250 PSI Cl.1	4" (1000 mm) 250 PSI Cl.1	4" (1000 mm) 250 PSI Cl.1	4" (1000 mm) 250 PSI Cl.1
Thermal Printer	Yes	Yes	Yes	Yes
Tank Heater	Yes	Yes	Yes	Yes
Status Light	No	Yes	Yes	Yes
Software Update Service	Yes (USB Key)	Yes (USB Key)	Yes (USB Key)	Yes (USB Key)
Service Archive	Yes	Yes	Yes	Yes
Vehicle Database	Yes	Yes	Yes	Yes
Hose Flushing Function	Not Available	Not Available	Yes	Yes
Gas Identifier	Not Available	Not Available	Not Available	Yes

TECHNICAL SUPPORT 1-800-225-5786



- Wear safety shield (user and bystander)
- Read safety precautions on pages W1 to W4

ACCESSORIES



EEAC330CVR



EEAC325B2016



ACTFILTERPL



SS3294



EEAC330-23



EAK0029C01AB



ACT71-0A

A/C Service Center Accessories

EEAC325ACV A/C Service Center Cover

- Protects EEAC324A, EEAC324B, EEAC325A, EEAC325B, EEAC325BH and EEAC326 from dust, moisture and shop environments
- High quality, custom fit red nylon cover with Snap-on® logo

EEAC330CVR Cover for Polartek™ A/C Machines

- Protects machines from dust, moisture, and overall shop environment
- Form-fitted with small hook and loop rear opening for easy on and off
- Made of Polyester
- For EEAC330, EEAC331, EEAC332 and EEAC333 machines

EEAC325B2016 Database Update for EEAC324B, EEAC325B, EEAC325BH and EEAC326

- Vehicle Refrigerant and Oil Capacity Database Update
- Updated vehicle database now includes many US and Import vehicles through 2016
- Helps technician be more efficient and accurately charge a vehicle with the proper amount of refrigerant by putting information right at their fingertips
- Saves money and potential A/C system problems by preventing overcharging
- SD card contains updated database of vehicle A/C capacities (oil and refrigerant) for US and import vehicles as well as light trucks

ACTFILTERPL Sealant & Dye Filter (Blue-Point®)

- Filters and separates A/C sealants, dyes, debris, lubricants and other contaminants
- Damage results from Type I sealants or Type II entering A/C service equipment from a vehicle during servicing
- ACTFILTERPL not required or recommended for J2788 certified EEAC324A/EEAC325A and EEAC324B/EEAC325B recyclers
- Works with all R134a A/C service centers
- Traps lubricant, dye and oil sludge
- Permits consistent flow even after trapping a large volume of contaminants

SS3294 A/C Merchandising Banner

- Durable, weather resistant plastic
- Measures 82 x 34"
- Includes 60" ropes at corners
- 2 x 8' reinforced vinyl banner with eyelets for mounting

Filter Dryers

EEAC325A1 Filter Dryer

- Spin-on filter dryer for EEAC324A, EEAC325A, EEAC324B, EEAC325B, EEAC325BH and EEAC326
- Mandatory filter lock out will occur after filtering 150 lb of refrigerant

EEAC330-23 Filter Dryer

- Filter Dryer for EEAC330, EEAC331, EEAC332 and EEAC333

EEAC326-1 Identifier Filter

Oil Change Kits

ACT71-0A Vacuum Pump Kit (Blue-Point®)

- 32 oz bottle

EAK0029C01AB Compressor Oil Change Kit

- Use on EEAC310A, EEAC313A, EEAC316A, EEAC318A, EEAC324A/EEAC324B and EEAC325A/EEAC325B
- Includes two quarts of oil, parts and instructions



Heated Sensor Leak Detectors

Specifications	ACT825	ACT795UVA†	ACT785B†	ACT760B†	ACTLD700
Sensitivity Range	.05 oz/yr (R134a), .03 oz/yr (R22)	.05 oz/yr (R134a), .03 oz/yr (R22)	.05 oz/yr (R134a), .03 oz/yr (R22)	.05 oz/yr (R134a), .03 oz/yr (R22)	.07 oz/yr (R134a), .04 oz/yr (R22)
UV Mode	—	(3) UV LEDs	—	—	—
UV Wave Length	—	395–415 nm	—	—	—
Sensing Tip Life	>500 hours	>300 hours	>300 hours	>300 hours	>200 hours
Power Supply	—	(4) AA alkaline batteries	(4) AA alkaline batteries	(4) AA alkaline batteries	—
Battery Life	60 hours	8 hours continuous	8 hours continuous	8 hours continuous	6 hours continuous
Warm Up Time	<15 seconds	< 20 seconds	< 20 seconds	< 20 seconds	25 seconds
Automatic and Manual Calibration	No	Yes	Yes	Yes	No
Probe Length	15.5"	17"	17"	17"	15-1/2"
Warranty	—	3 Year (2 on Sensor)	3 Year (2 on Sensor)	3 Year (2 on Sensor)	1 Year
Display	Color LCD	Seven segment digital display (1–9)	Seven segment digital display (1–9)	—	—
Alarm Near Sensor	—	Visual probe LED	Yes	—	—
Carrying Case	Included	Included	Included	—	Included

† CE

ACT825 Refrigerant Gas Heated Sensor Leak Detector

- SAE® Certified Electronic Leak Detector with Color LCD display
- Displays relative magnitude of leaks detected
- Displays unit readiness Wait, Ready or Interference
- Low, Medium and High sensitivity with visual indication
- Displays the selected mode Peak, Hold or Mute
- Displays accumulated sensors hours on request with low battery indicator
- Large Color LCD Display
- Flexible 15.5" probe
- Meets/exceeds J2791 (R134a) and J2913 (R1234yf) certifications
- Highly sensitive sensor detects extremely low levels of chlorofluorocarbon gases

ACT795UVA Digital UV Heated Sensor Leak Detector

- Patented three LED UV lights 385–415 nm wavelength for optimum air conditioning dye fluorescence
- No UV enhancement eye glasses needed
- Detects all commercially available dyes
- Unique digital alarm with numeric leak size indicator
- Long life, stable sensor
- Automatic and manual* calibration and reset to ambient levels
- Three adjustable sensitivity levels
- True mechanical pump
- Low battery indicator
- SAE® J2791 (R134a) and SAE® J2913* Certified
- Mute feature

ACT785B Digital Heated Sensor Leak Detector

- Unique digital alarm with numeric leak size indicator
- Long life, stable sensor
- Automatic calibration is useful in heavily contaminated areas - the unit automatically recalibrates (re-zeroes) to ambient levels, which stops the constant alarm, only responding to higher levels of refrigerant and allows searching for the true source of the leak

- Manual calibration - useful for smaller leaks (this also allows for recalibration to ambient levels, but only when the user chooses to do so - user may want the calibration to remain constant when searching for small leaks)
- Three adjustable sensitivity levels
- True mechanical pump
- Features low battery indicator and mute
- SAE® J2791 (R134a) and SAE® J2913 (HFO-1234yf) Certified, EN14624 Certified
- Garage tough
- Visual LED leak alarm near sensor (with numeric leak size indicator)
- Carrying case included
- Inspection light utilizes bright 6,000 MCD LEDs
- CE approved

ACT760B Refrigerant Leak Detector

- Heated Sensor Technology
- Long life, stable sensor
- Automatic and manual calibration and reset to ambient levels
- Three adjustable sensitivity levels
- True mechanical pump
- Low battery indicator
- SAE® J2791 (R134a) and SAE® J2913* (HFO-1234yf) Certified
- Mute feature
- Garage tough

ACT7851 Sensor with Filter

- Sensor with filter for the ACT785 Leak Detector

ACT7852 Filter Kit

- Filter kit for ACT785

ACT7853 Test Vial

- Test vial for ACT785

ACT7854 Storage Case

- Cushioned storage case for ACT785

*Added Feature



- Wear safety shield (user and bystander)
- Read safety precautions on pages W1 to W4

AIR CONDITIONING: SERVICE EQUIPMENT



ACT120A

Electronic Refrigerant Scale

ACT120A Portable Electronic Refrigerant Scale (Blue-Point®)

- Use with R12, R134a or R1234yf refrigerants
- Reads transfer amount during charging or recovery operations
- Reads in pounds or kilograms
- Auto off function after three hours

Specifications	ACT120A
Capacity, lb (kg)	240 (110 kg)
Accuracy	±.16 oz (±0.01 kg) or 0.1% of reading (whichever is greater)
Resolution	0.01 lb (0.01 kg)
Operating Temperature	32–120 °F (0–49 °C)
Platform	9" (228.6 mm) square
Power Supply	9 V battery (included)
Battery Life	Approx. 40 hrs



CTLUV761

Ultraviolet Flashlights

CTLUV761 14.4 V Microlithium Cordless UV Work Light

- 14.4 V Microlithium Cordless leak detection work light
- Compatible with standard leak detection dyes
- Inspection range of 8' or more
- More than 10 hours of run time
- Tempered glass lens
- Resists automotive fluids
- Low battery indicator (10 minutes)
- Works great with ACTR53625 Universal Dye
- Includes fluorescence-enhancing glasses



ACTUVPROKT

Metered UV Injection Kit

ACTUVPROKT Metered UV Injection Kit

- New technology dye injection solution
- One precise squeeze of trigger per application
- More accurate than caulk style guns
- Includes high capacity 12 oz cartridge that covers 96 applications

ACTUVPRO12 Dye Cartridge (12 oz)

- 12 oz dye cartridge for ACTUVPROKT
- Replacement 12 oz cartridge with 96 applications for use with ACTUVPROKT
- Universal dye is safe for all A/C systems, SAE Certified and OEM approved

ACTUVPRO Injection Gun

- Replacement Injection gun for ACTUVPROKT metered UV injection kit



ACTUVKITC

ACTUVGUNB8

ACTUVGUNB

Ultraviolet Leak Detector Kits

- Inject dye in low side port on automotive A/C system, circulate and check for leaks with the UV Mini Light
- Detect leaks as slow as 1/4 oz per year
- Use optional dyes to check for leaks in engines, transmissions, hydraulic systems and power steering systems

ACTUVKITC R12/R134a UV Leak Detection Kit

- Includes one 8 oz dye cartridge, UV light, UV enhancing glasses, injector and rechargeable true UV light

ACTUVGUNB Injection Gun Kit

- Includes one 8 oz dye cartridge, and Injector

ACTUVGUNB8 Universal dye cartridge (8 oz)

- 8 oz Universal dye cartridge services up to 64 applications
- SAE®-J2297 certified and OEM approved dye
- Service stickers included



ACTUVQUADKT



ACTUVINJKTA



ACTUVMINI4

Ultraviolet Leak Detector Kits (LED Lite)

ACTUVQUADKT UV Leak Detection Kit w/ Flex-Lite (Blue-Point®)

- Includes: Four LED UV light, mini dye injector, A/C dye cartridges, hose with R134a coupler, R12 adaptor, 1 oz of coolant dye, 1 oz of oil/fuel/ATF dye, 10 A/C service labels and UV glasses

ACTUVMINI4 Mini LED UV Flex Light and UV Goggles Kit (Blue-Point®)

- Bright LED light with 12" flexible probe gets in tight spots
- Comfort grip light handle with conveniently located on/off button
- Includes flex light and UV safety glasses

ACTUVINJKTA A/C Leak Detection Kit

- Detects A/C refrigerant leaks quickly and easily
- Universal A/C dye is SAE® certified and OEM approved
- Includes: Universal A/C dye to service up to 40 vehicles ACTUVKITRHT for refills, exclusive gun style injector and dye cartridge, powerful 1 W Luxeon® light, compatible with fluorescent dye, UV Glasses, Convenient storage case, R134a adaptor and service stickers

ACTUVKITRHTA Dye Cartridge

- Four 1 oz cartridges for use with ACTUVINJKTA
- Services up to 40 vehicles

Ultraviolet Leak Detector Kits (High Intensity Light)

ACTUVDYEKIT Blue-Point® UV Leak Detection Kit

- Includes high intensity light (ACTUVDYEKIT1), dye injector and cartridge with 25 applications, hose with R134a Coupler (ACTUVDYEKIT2), R12 adaptor (ACTUVDYEKIT4), (25) A/C service labels (ACTUVDYEKIT5), UV safety glasses (GLASS20BKY) and storage case (ACTUVDYEKIT6)

GLASS20BKYA Safety Glasses

- Soft padded elastomer brow guard provides maximum comfort
- Ventilation channel between frame and lens
- Five position temple length adjustment
- Three position tilt adjustment
- White Snap-on® logo on temples
- Lens provide 99.9% UV protection
- Wrap around lens
- Passes military Vo ballistic test regimen at seven times impact velocity of ANSI® and CSA®
- Complies with ANSI® Z87.1, CSA® Z94.3 and MIL-STD-662 standards



ACTUVDYEKIT



ACTUVDYE8

Ultraviolet Leak Detector Kits (LED Lite)

ACTUVDYE8 Universal Dye

- 8 oz bottle with precise measuring chamber

Ultraviolet Leak Detector Dye Cartridges/Accessories

Stock No.	Description
ACTUVGUNP1	PAG Oil Cartridges/46 Viscosity (6, 8 oz)
ACTUVGUNP2	PAG Oil Cartridges/100 Viscosity (6, 8 oz)
ACTUVGUNP3	PAG Oil Cartridges/125 Viscosity for GM® Vehicles (6, 8 oz)
ACTUVGUNP4	PAG Oil Cartridges/150 Viscosity (6, 8 oz)
ACTUVGUNE1	Ester Oil Cartridges/100 Viscosity (6, 8 oz)
ACTUVGUN2	Universal A/C Dye Cartridge (4 oz)
ACTUV10PAK	Universal Dye Cartridges (10, 1/4 oz)
YAUVCOOL	Coolant Dye Cartridges (6, 1 oz)
YAUV4N1	Engine/Transmission/Hydraulic/Power Steering Accessory Dye Cartridges (6, 1 oz)

Stock No.	Description
ACTUVKITJR1	A/C Dye Cartridges (6, 1/4 oz)
ACTUVKITJR2	A/C Dye Cartridges (6, 1 oz)
ACTUVGUN3	Injection Gun
ACTUVGUN5	R134a Injection Gun Adaptor
ACTUVLITE4	UV Safety Glasses (Blue-Point®)
ACTUVLITE6	Replacement Bulb
ACTUVLITEA9	Storage Case
ACTUVLITEA10	Replacement Lens



- Wear safety shield (user and bystander)
- Read safety precautions on pages W1 to W4

AIR CONDITIONING: SERVICE EQUIPMENT



ACTR53625

Universal A/C Dye

ACTR53625 Universally Compatible A/C Dye

- Universal Dye for Automotive and HVAC A/C Systems
- Cost efficient Concentrated Formula SAE® Approved J2297 Dye
- 25 applications per 2 oz bottle, 1/12 oz per application
- Automotive: one application equals 1/12 oz (2.5 ml), per 10 oz (300 ml) oil
- HVAC: one application equals 1/12 oz (2.5 ml) per 7 lb (3.2 kg) refrigerant
- Inject this dye using any standard dye/oil injector including recommended Snap-on® injector Part #ACT53134A
- Compatible with all oils
- Applications: Inject 1/12 oz of concentrated dye into Automotive or HVAC A/C system. Allow to circulate throughout system. Use UV light to locate leak in A/C system



ACT92707

Hybrid A/C Compressor Oil

ACT92707 Synthetic Hybrid A/C Compressor Oil

- High Dielectric formula provides advanced Hybrid A/C compressor protection
- Formulated for vehicles with electric A/C compressors
- Provides outstanding lubricity and compressor protection
- High Dielectric nonconductive formula
- Contains conditioners, inhibitors and anti-wear agents
- Use to recharge or top off electric A/C compressors oil charge



ECFUVLEDA



ECFUV17

Ultraviolet Flashlights

ECFUV17 17-LED True UV Flashlight Kit (Blue-Point®)

- 17 true LED bulbs provide impressive UV illumination
- Aluminum body with textured grip for durability and ease of use
- 25,000 hour bulb life for excellent reliability
- Uses three readily available AAA alkaline batteries
- On/Off switch located on handle
- Amber UV safety glasses also included
- Specifications
- UV Wavelength 380-385 nm
- 25,000 hour LED bulb life
- 22 hours run time under normal work conditions

ECFUVLEDA True UV Rechargeable Flashlight Kit (Blue-Point®)

- 400 nm wavelength - the sweet spot for A/C, oil and coolant dye leak detection
- 95-minute run time at constant power output
- Plug in charger and UV-enhancing glasses included
- Focusing lens enables broad and narrow searches
- Lithium Ion battery
- Compact aluminum housing
- On/Off switch located on handle



ACT91339

AC Service Kits

ACT91339 O-Ring Service Kit (Blue-Point®)

- Complete O-ring assortment for use on R134a and R12 A/C systems
- Included 18 common O-ring sizes (270 total)



ACTR5150A

Digital Manifold Gauges (R134a)

ACTR5150A Digital Manifold Gauge Set (R134a) (Blue-Point®)

- Displays refrigerant and oil capacities
- Large easy-to-read LCD screen displays pressure and vacuum readings for R134a
- High quality aluminum block manifold
- Performs system leak check at conclusion of the evacuation process
- Heavy duty hook folds and stores on back
- Rubber boot for added protection
- Includes digital manifold, three 72" hoses and two manual couplers in a storage case
- Applications:

Manufacturers include: Acura®, Alfa Romeo®, Audi®, BMW®, Buick®, Cadillac®, Chevrolet®, Chrysler®, Citroen®, Daewoo®, Daihatsu®, Dodge®, Fiat®, Ford®, GMC®, Honda®, Hummer®, Hyundai®, Infiniti®, Isuzu®, Jaguar®, Jeep®, KIA®, Lancia®, Land Rover®, Lexus®, Lincoln®, Mazda®, Mercury®, Mini®, Mitsubishi®, Mercedes-Benz®, Nissan®, Oldsmobile®, Opel-Vauxhall, Peugeot®, Plymouth®, Pontiac®, Porsche®, Renault®, Rover®, Saab®, Saturn®, Scion®, Seat, Scion®, Smart®, Subaru®, Suzuki®, Toyota®, Volkswagen®, Volvo®



ACTR4131A



ACTR4151A



ACTR5134A

Manifold Test Gauges (R134a)

ACTR5134A Premium Manifold Gauge Set

- Extra large
- 80 mm gauge face and oversized sight glass for better visibility
- Large, 1/4 turn open/close manifold ball valves
- Manual high and low couplers for quick connections
- 72" red and blue nylon barrier hoses meet EPA, SAE® and UL® standards
- 96" yellow charging hose

ACTR4131A A/C Manifold Gauge Set

- Anti-flutter gauges smooth out needle movement
- Easy grip all-metal side-mounted knobs
- Piston type free-floating valves reduce O-ring wear
- Manual R134a couplers
- 60" red, blue and yellow inner nylon layer hoses meet EPA, SAE® and UL® standards
- Yellow hose includes shutoff valve

ACTR4151A Manifold Gauge Set

- Manual couplers are spring-loaded to eliminate service valve damage
- Extruded aluminum body with solid brass fittings
- High side and low side silicon anti-flutter gauges (65 mm) reduce vibration
- Sight glass permits visual monitoring of refrigerant flow
- 96" yellow charging hose plus 72" red and blue hoses



ACTR9600



ACT51234A



ACTR1234YF

Heavy Duty Manifold Test Gauges

ACTR9600 Heavy Duty Truck/Bus Manifold Gauge Set

- Heavy duty A/C manifold for large trucks, buses and reefer applications
- Larger profile aluminum block versus smaller import blocks on competitive units
- Heavy duty conversion couplers for durability
- Couplers are spring loaded to prevent damage to valve cores
- Silicon-dampened gauges for durability
- Extra-long 96" length Goodyear® hoses - one each: red, blue and yellow (for added reach)

Manifold Test Gauges (R134a/R12)

ACT51234A Dual Refrigerant Manifold Test Gauge (R12/R134a)

- Three sets of hoses (72" red and blue plus 96" yellow) permit true interchange between R12 and R134a refrigerants
- Large, 1/4 turn positive open/close manifold ball valves
- Oversize sight glass for easy flow viewing
- Extra large 80 mm gauge face for better visibility
- Manual high and low couplers for quick connections
- Nylon barrier hoses meet EPA®, SAE® and UL® standards
- Extra access port for vacuum line

ACTR1234YF 1234yf Manifold Gauge Set

- For vehicles using new 1234yf refrigerant
- Red and blue nylon barrier hoses with 12 mm male fittings on both ends
- R1234yf high and low side couplers



- Wear safety shield (user and bystander)
- Read safety precautions on pages W1 to W4



ACTRB72



ACTRY96



ACTB72

Replacement Hoses (R134a)

ACTRB72 R134a Replacement Hose

- 6' length
- Low permeation hoses for internal equipment connections
- 1/2" ACME® fittings
- Hoses comply with SAE® J2197

ACTRB96 Replacement Hose

- Blue, 8' Length

ACTRR72 R134a Replacement Hose

- Red, 6' length
- Low permeation hoses for internal equipment connections

ACTRR96 Replacement Hose

- Red, 8' length

ACTRY72 R134a Replacement Hose

- Blue, 6' length
- Low permeation hoses for internal equipment connections
- Features 1/4 turn manual shut-off valve

ACTRY96 Replacement Hose

- Yellow, 8' length



ACTB72A



ACTR96



ACTY72A



ACTR72A



ACTY72



ACTY96

Replacement Hoses (R12)

ACTB72 Replacement Hose (R12)

- Blue, 6' length
- 1/4 turn manual shutoff valve

ACTB72A Replacement Hose (R12)

- Blue, 6' length
- Automatic shutoff valve

ACTR72A Replacement Hose (R12)

- Red, 6'
- Automatic shutoff valve

ACTR96 Replacement Hose (R12)

- Red, 6' length
- Features 1/4-turn manual shut-off valve

ACTY72 Replacement Hose (R12)

- Yellow, 6' length
- 1/4 turn manual shutoff valve

ACTY72A Replacement Hose (R12)

- Yellow, 6' length
- Automatic shutoff valve

ACTY96 Replacement Hose (R12)

- Yellow, 6' length
- Features 1/4-turn manual shut-off valve

ACT2100 Hydraulic A/C Hose Crimper Set

- Recrimp or install most barbed and beaded fittings
- Allows user to create standard or custom length A/C hoses
- Set contains the hand-operated hydraulic crimping tool (ACT21001), four sets of dies for standard fittings and four sets of dies for reduced barrier fittings

ACTMAN2100 Manual A/C Hose Crimper Set (Blue-Point®)

- Manual version of the ACT2100 hydraulic hose crimper
- Easily mounts to workbench or held securely in a vise
- Includes a complete set of dies covering standard #6, #8, #10 and #12 hose sizes



ACT2100



ACTMAN2100

Stock No.	Description
ACT2100	Hydraulic A/C Hose Crimper Set
ACTMAN2100	Manual A/C Hose Crimper Set (Blue-Point®)



ACT9103



ACT9106



ACT28B



ACT9005



ACT9006

Vacuum Pumps (R12)

Stock No.	Description	Free Air Displacement	Shipping Weight, lb	Ultimate Vacuum
ACT28B	Vacuum Pump (R12) (Blue-Point®)	Air Operated	5	28 in Hg

Stock No.	No. of Stages	Free Air Displacement	Ultimate Vacuum	Motor	Pump Speed	Electrical Specs	Shipping Weight, lb
ACT9005	1	1.5 CFM	75 Microns	1/6 HP	3,450 RPM	110 V, 60 Hz	16
ACT9103	1	3 CFM	75 Microns	1/4 HP	1,720 RPM	110 V, 60 Hz	17
ACT9106	1	6 CFM	75 Microns	1/4 HP	1,720 RPM	110 V, 60 Hz	22
ACT9006	2	6 CFM	15 Microns	1/3 HP	3,440 RPM	110/220 V, 50/60 Hz	24.6

ACT9005 1.5 CFM Deep Rotary Vane Single Stage Vacuum Pump (Blue-Point®)

- High efficiency, single stage 1.5 CFM pump
- Ultimate vacuum of 100 microns
- Three inlet port sizes: 1/4, 3/8 SAE® and 1/2" ACME
- Gas ballast valve helps prevent oil contamination
- Easy access oil fill port
- 1/6 HP
- 120 V AC motor
- Weight: 16 lb, oil capacity: 6 oz

ACT9006 6.0 CFM Deep Rotary Vane 2-Stage Vacuum Pump (Blue-Point®)

- High efficiency, two stage six CFM pump
- Ultimate vacuum is 25 microns
- Three inlet port sizes: 1/4, 3/8 SAE® and 1/2" ACME
- Easy access oil fill port
- 1/3 HP 120 V AC motor
- Weight: 38 lb, oil capacity: 8 oz



- Wear safety shield (user and bystander)
- Read safety precautions on pages W1 to W4

AIR CONDITIONING: SERVICE EQUIPMENT



ACT1297



ACT2105



ACT413A



ACT1300B



ACTR82375



ACT53134A

Valve Core Tools (R134a/R12)

ACT1297 Master Valve Core Tool Set (R134a/R12)

- High side GM®/Ford® R12 Adaptor (1/4 x 3/16")
- High side Ford® R12 Adaptor (1/4 x 1/8")
- GM® large bore valve core remover/installer assembly
- JRA R134a valve core remover/installer assembly
- Eton R134a Low side valve core remover/installer assembly
- Eton R134a High side valve core remover/installer assembly. Valve assembly enables changes under pressure
- R134a High side Connector (16 mm)
- R134a Low side Connector (13 mm) - 1/4" FL Swivel Connector
- Plastic box for set component storage
- Eton R134a low side valve core remover/installer assembly
- Eton R134a high side valve core remover/installer assembly

ACT2105 Orifice Tube Service Kit

- Install and remove any style orifice tube
- Remove broken screens and tubes
- Includes auger point shaft puller, for GM® vehicles, brass extension, puller, remover arbor, remover nut and storage case

Can Tapper Valve

ACT413A Side Mount Can Tap Valve

- Fits R134a (2-7/8"), R12 (2-1/2") and Oil (2") US standard charge cans
- Includes 1/2" ACME-M and 1/4" FL-M ports
- Internal safety check valve prevents system backflow
- Composite construction with brass ports
- Includes insert for smaller cans
- Locking handle provides constant pressure

Seal and Clutch Service

ACT1300B A/C Clutch Remover Set

- Simplifies removal/installation of A/C compressor clutch and clutch plates
- Provides access to shaft seals
- For use with Ford®, Chrysler® and GM® vehicle A/C compressors
- Now includes adjustable spanner wrench

Oil and Dye Injectors

ACTR82375 2 oz Oil Injector (R134a only)

- Use to add refrigerant oil or large amounts of UV leak-detection dyes to A/C systems
- Quickly adapts to manifold gauge sets or charging equipment
- 1/2" ACME male x 13 mm R134a low side female threads
- 2 oz capacity
- R134a use only

ACT53134A Oil Injector (Blue-Point®)

- Great for use on standard R134a and hybrid R134a systems
- Any dye/oil can be put into the AC53134A and injected into system
- Dye/oil can be injected in while system is under a vacuum, or against the pressure while the system is full and running
- Heavy duty anodized aluminum construction for years of reliable use
- Injection measurements in 1/10 oz for concentrated dye, 1/4 oz for standard dye and ml



Thermometers

TEMP2A Digital Thermometer (Blue-Point®)

- Use on A/C systems, cooling systems and other applications
- Reads temperature of liquids, solids and gases
- Easy to read display in ° F and ° C
- Magnet: cover holds unit in place
- Tip cover protects probe during storage
- Temperature ranges: -58–300° F (-50° C–150° C)
- Resolution: ±0.1° F (±0.1° C)
- Accuracy: ±2.0° F (±1.0° C)
- Response time: updates every 1.5 seconds
- Battery: MTACDC1-1 with 35-minute auto power off
- Probe length: 3-1/2" (89 mm)
- Overall length: 7" (178 mm) with case
- Includes tip cover and magnetic back for easy storage

TEMP10 Pocket Digital Thermometer (Blue-Point®)

- Measures liquid, air and surface temperatures via sturdy stainless-steel probe
- Digital display for easy viewing
- Angled viewing head can be rotated 180°
- Convertible from Fahrenheit (F) to Centigrade (C)
- Temperature ranges: -58–300° F (-50–150° C)
- Plastic carrying sheath

TEMP200 Digital Dual Thermometer

- Provides the ability to measure temperature at two different locations, provide a differential value and expedite the tuning of HVAC systems
- 10' cable provides the ability to support larger vehicles, multi-vented SUVs and other similar applications
- Large easy-to-read LCD provides quick and accurate usage of tool
- Strong clip on the back of housing provides the ability to quickly attach the main unit to most venting systems
- Handy magnetic tip on the external sensor provides the ability for hands free operation and measurement
- Large magnet on the back of clip provides the unit a more versatile attachment method within engine compartments and other ferrous locations
- Temperature 50–400 °F
- Accuracy ±1
- Magnetic surface provides the ability for hands-free operation and measurement

TEMP100 Multi-Functional Thermometer

- Temperature range of -58–400 °F covers extremes for a multitude of applications
- Overall length enables maximum reach of 6-15/64"
- Magnet on end of protective sleeve can be used as a pickup tool

- Reads in Fahrenheit or Celsius
- Can be calibrated in the field
- Snap-on® Instinct® handle
- Narrow tip steel shaft provides quicker readings than thicker shaft units
- Easy to read LCD display
- Data hold button holds readings especially in hard to see areas
- Pocket clip so you can keep the thermometer with you at all times
- Auto power off (35 minutes)
- Dual magnets on pocket clip to mount to ferrous surfaces such as a tool storage unit
- Slots in pocket protector result in quick air temperature readings
- Verify A/C and heating system temperatures to ensure proper functioning
- Check vent temperatures to ensure proper system air flow to each vent

ACT73A Dual Scale Dial Type Thermometer (Blue-Point®)

- Range 0–220 °F in 2° increments
- Checks temperature of condenser, outside air and cooling power
- 1-3/4" diameter

ACT83A Pocket Dial Type Thermometer (Blue-Point®)

- Range 0–220 °F in 2° increments
- Immerse stem about 2" in liquids, 4" in gases
- 1" diameter

SERVICE TOOLS



Adaptors/Valves/Connectors

ACT106B Expansion Tube Remover

- For most GM® vehicle models
- 4" long

ACT1008A Orifice Tube Tool

- Services A/C systems
- 6-1/4" long

ACT1009A Orifice Tube Remover

- Use as CCOT and FFOT screen extractor
- Use in conjunction with ACT106B

Valve and Stem

TR108 Tire Valve Core Tool

- Designed to install and remove standard tire valve cores
- Larger screwdriver style handle
- Comfortable, durable acetate handle
- 4-3/4" long



WARNING



• Read safety precautions on pages W1 to W4

AIR CONDITIONING: SERVICE TOOLS



ACT53134A



ACT53135

Oil and Dye Injectors

ACT53134A Oil Injector (Blue-Point®)


- Great for use on standard R134a and hybrid R134a systems
- Any dye/oil can be put into the AC53134A and injected into system
- Dye/oil can be injected in while system is under a vacuum, or against the pressure while the system is full and running
- Heavy duty anodized aluminum construction for years of reliable use
- Injection measurements in 1/10 oz for concentrated dye, 1/4 oz for standard dye and ml

ACT53135 R1234YF Refill Dye/Oil Injector

- Refillable oil/dye injector for R1234YF vehicles
- Heavy-duty aluminum construction for years of reliable performance
- Complete with R1234YF low side coupler
- Easy twist-style injector for accurate measurements



ACT1046C



ACT111B



TR109



ACT1290A



ACT81290



R404



RF818SC



TLE80A



ACT407



ACT499A



GOGGLE1



ACT1370

Service Tools

ACT1046C Blue-Point® Flush Kit

- Pressure flush condensers, evaporators and refrigerant lines after A/C system is completely discharged
- Designed to work with any lightweight flushing material that can be mixed with pressurized air
- Includes flush gun, hose, canister and canister adaptor

ACT111B Compressor Oil Injector Adaptor

- Aluminum body holds up to 2 oz of oil
- Uses pressure differential of the high and low side of A/C system

TR109 Valve Core Tool

- Use to remove or replace valve cores on A/C systems (large bore)
- 6-3/4" long

ACT1290A Universal Valve Core Service Tool

- Removes and replaces standard size Schrader-style valve cores plus the larger size found in GM® vehicle systems

ACT81290 Universal Large Bore Remover

- Use on R12/R134a standard valve cores and JRA/EATON large bore R134a valve cores

ACT499A Adjustable Spanner Wrench

- Adjustable three stud design for R-4 compressors in GM® vehicles
- Applications on some GM®, Warner®, Pitts® and Ogura® vehicle clutches

R404 Refrigeration Ratcheting Box Wrench

- Four popular square sizes: 3/16, 1/4, 5/16 and 3/8"
- Quick ratcheting action with reverse levers at both ends

RF818SC 9/16" 6-Point 1/4" Female Square Refrigerant Ratcheting Box Wrench

- 9/16" 6-point for servicing compressor valve caps on one end
- 1/4" female square on other end for vehicles without Schrader valves

TLE60A 1/4" Drive TORX® 6-Point Socket

- Service size E6 TORX® fasteners on 1977 and later Eaton® and York® compressors

TLE80A 1/4" Drive TORX® E8 Shallow Socket

- E8 is the correct size to use on upper alternator/generator studs on 2005 Ford® Escape® and 2005 Mazda® Tribute
- Other applications include the head bolts on many automotive A/C compressors
- Manufactured from special alloy steel
- Precision forged and heat-treated for optimum strength and durability

ACT407 Fin Straightener and Cleaner

- Multihead tool handles 8, 9, 10, 12, 14 and 15 fins per inch
- 4-1/4" long

GOGGLE1 Protective Goggles

- ANSI® Z87.1-1989

ACT1370 6 pc Disconnect Set (Blue-Point®)

- Useful on air conditioning spring couplings as well as push-lock connectors on radiator and transmission lines
- Use for disconnecting spring couplings on Ford®, GM® and Chrysler® air conditioning lines
- Works on fuel lines and can be used as push-lock connectors on radiator and transmission lines
- Includes (6) disconnect tools (5/16, 3/8, 1/2, 5/8, 3/4 and 7/8")
- Includes holder

Keeping customers' cars running cool is another way to earn their loyalty and generate income — especially as part of overall maintenance. No one offers more advanced cooling tools than Snap-on® does.

THERE'S NOTHING COOLER THAN DOING THE JOB RIGHT.

Whether it's our fillers, pressure testers or radiator cap adaptors, Snap-on® provides complete cooling system coverage. Best of all, each is designed to be the most accurate, most dependable cooling tool you can buy.



COOLING

COOLING: RADIATOR TOOLS



SVTSRAD272A



SVTSRAD272U



SVTSRAD372A



YA4505



RADKITPLUSA



RADKITPLUSJR

Vacuum Cooling System Fillers

SVTSRAD272A Vacuum Cooling System Filler

- An evolutionary leap forward in cooling system re-fillers, providing a new benchmark in pumping speed and system evacuation
- Redesigned venturi creates maximum vacuum of 28.2 Hg, translating into 14% less air remaining within the cooling system and significant improvement over our previous model
- Evacuation pumping speed has been improved to 2.6 CFM over the existing 2.0 CFM standard of other units – 30% increase in speed
- Refill your system faster than ever with a refill rate of 22.7 seconds/gallon – 23% increase in speed
- Works with all existing SVT* cooling adaptors (* See Applications for adaptor information) – adaptors available separately for virtually all import and US vehicles
- Eliminates cooling system air locks that cause overheating
- Ideal for vehicle specific shops or municipal garages
- Expands the versatility of SVTS262C cooling system tester
- Gauge includes internal shock resistance feature and protective rubber boot to assure an accurate reading
- Includes main body assembly, Venturi® and hose assembly, suction hose assembly, instruction manual with complete adaptor list

SVTSRAD272U Universal Cooling System Filler

- Same features as SVTSRAD272A, except unit is a universal version that does not require cooling system adaptors
- Includes two universal style cones to cover most applications

SVTSRAD372A Truck Coolant Refiller

- The first refiller designed specifically for large trucks and oversize systems; built of the highest quality parts and cut from aircraft grade aluminum alloy
- The dual venturi system has a higher capacity and a faster vacuum capability than smaller automotive refillers
- Redesigned pressure gauge allows the tech to read the gauge from the shop floor and not have to climb to an elevated position to monitor the tool
- Longer and larger intake hoses included to accommodate the height and length of large vehicles and trucks
- Fast refilling means almost a 50% improvement in coolant evacuation – a 20-gallon system can be emptied in under 10 minutes versus over 21 minutes with alternative products
- New vacuum generator creates a much higher vacuum than is possible with alternative products – provides the most complete fill possible and reduces the risk of call backs due to trapped air or other complications

YA4505 Universal Radiator Adaptor (Blue-Point®)

- 95% application coverage on cars and light trucks
- Replaces as many as 25 other costly radiator adaptors
- Compatible with radiator necks or reservoir tanks
- Can be used with RADKITPLUSA or RADPLUSA cooling system fillers, YA4000B vacuum and pressure pump and SVTS262A, SVTS262B and SVTS262C cooling system testers

RADKITPLUSA Cooling System Vacuum/Filler (Blue-Point®)

- Easily eliminate cooling system air locks that can cause overheating
- Vacuum test checks for system leaks prior to filling
- Gauge protector helps prevent damage to gauge housing
- Push-button vacuum valve for easy operation
- Fills system quickly by siphoning directly from the mix container
- Requires 90 PSI (4.2CFM) air supply
- Includes venturi assembly gauge, gauge protector, refill hose assembly, adaptors for most applications, universal fit cone adaptor, hose assembly and instruction manual with complete adaptor list
- Includes storage case

RADKITPLUSJR Vacuum Cooling System Refiller (Blue-Point®)

- Reduces system filling time, eliminates airlocks and checks for system leaks
- Compact size allows access in restricted underhood areas
- Cone adaptor ensures unit will work on most US and import passenger vehicles and light trucks
- Push-button control valve eliminates the need to interchange hoses
- Shop air (90 PSI) quickly draws a powerful vacuum
- Eliminates system bleeding and purging

Truck Cooling System Adaptor Sets

SVTA8100 8 pc Truck Cooling System Adaptor Set



SVTA8100



Radiator and Freeze Plug Tools

RCR1 Radiator Coolant Reservoir

Cap Tool

- 3/8" drive tool is used to remove stubborn radiator coolant reservoir caps on BMW® vehicle engines
- Will not mar the reservoir cap like pliers can
- Made of nylon
- 2006-present BMW® vehicles

RCR2 Radiator Coolant Reservoir

Cap Removal Tool

- Made with tough nylon material that will not damage coolant reservoir and oil fill caps
- Steel square drive for added durability
- Use with 3/8" drive ratchet
- Removes and installs radiator caps on 2008–present Peterbilt® semi trucks

CG25 Freeze Plug Puller

- Freeze plugs up to 2" in diameter
- 1/4" thick yoke receives 2-7/8" long self-tap screw
- Drill 17/64" hole first

GA424A Belt Tension Gauge (Blue-Point®)

- Range is 30–180 lb (130–800 N•m)
- Squeeze handle, place gauge on drive belt, release handle and read

YA9190 Universal Radiator Drain Plug Socket (Blue-Point®)

- Double slotted end of this 3/8" drive socket will fit most radiator drain plugs that have thumb wings
- Will fit Acura®, Honda®, Toyota®, Lexus® and other import vehicles

2009FPI Freeze Plug Installer Kit

- 18-1/2" long installing tool with ball type swivel for easy positioning
- Seven installer heads in 20, 25, 30, 35, 40, 45 and 50 mm sizes

YA7747 Pneumatic Adaptor (Blue-Point®)

- Speeds freeze plug installation
- Use with 2009FPI Installer Kit
- 401" Parker-style shank enables use with air hammers

LDTSP4 Quick Disconnect Fittings Set (Blue-Point®)

- Includes sizes 3/8", 1/2", 5/8"-30% and 5/8"-39%
- Applications: 1996 and newer GM® vehicles, many 2004 and newer Daimler Chrysler® vehicles, some 2005 and newer Mercedes® vehicles, V-Rod®, Freightliner®, Peterbilt®, Volvo® and White®
- Handy spring action keeps the tool on the line for ease of use
- Teeth fit perfectly into tight tolerance of Jiffy-tite® connectors
- When rotated, allows the line to be pulled without damage to the connector or retaining clip
- Fits the most popular Jiffy-tite® fittings found on oil cooler lines used on transmissions and radiators and on other applications



SVTS263A



SVTS272



SVTS2000

Cooling System Testers

SVTS272 Cooling System Tester

- New pump will achieve higher pressures needed for new vehicles
- Design reduces physical effort by nearly one-half
- Includes the four most commonly required adaptors
- Easy identification: adaptors look like the caps from the systems they test
- Safe pressure relief system protects technician from exposure to coolant
- Pump can produce up to 30 PSI to pressure test cooling system of cars and light trucks and even heavy duty trucks with included adaptors
- Set can test over 90% of the vehicles in the field
- Set can pressure test most US or Asian made vehicles
- Add additional adaptors required to test European made vehicles

SVTS263A Air Powered Cooling System Pressure Tester

- Uses pressure-regulated shop air to pressure test cooling systems for leaks
- Sensitive pressure regulation allows safe testing of small systems
- Sufficient capacity to fill large systems in seconds
- Stainless-steel rugged and chrome plated components ensure maximum durability and a lasting finish
- Compatible with most commonly used cooling system adaptors
- Pressure gauge has internal shock absorber protection and rubber boot
- Safety spring release cap assembly limits pressure to no more than 32 PSI
- Convenient swivel hook allows unit to be hung from under vehicle hood
- Includes three of the most common cooling system adaptors: TAB10036, SVT262-28A and TA38C

SVTS2000 Coolant Barrier Pressure Tester

- Change cooling-system components without draining system
- Uses shop air to create light vacuum that prevents coolant from draining as a component is changed
- Large hose and higher air flow allows even overfilled systems to be worked on without draining
- Clear intake hose allows technician to see when coolant is being pulled into the tool
- Switch from coolant retention to pressure testing just by turning a valve handle



• Read safety precautions on pages W1 to W4

COOLING: RADIATOR TOOLS



TA16B



TA23A



TA18B



TA26A



TA27



TA31A



TA30A



TA32A



TA33A



TA34A



TA246A



TA36GM



TA37



TA38C



TA41



TA40



TA44



TA45



TA46



TA47



TA48



TA49



TA50



TA52



TA53



TA54



TA56



TA57



TA58



TA59



TA445



TA446



TA4503



TA245A



TA345A



TA346A



TA4505



TA4504

Cooling System Tester Accessories

Radiator adaptors and cap adaptors listed below can be used with the SVTS262 Series and SVTS263 Series cooling system testers. See SVTS262C cooling system tester instruction manual for complete listing of specific model year applications.

Radiator Adaptor	Cap Adaptor	Vehicle Applications
SVT262-28A	SVT262-29	Acura®, Chevrolet®, Chrysler®/Dodge®/Eagle®/Plymouth®, Ford®/Lincoln®/Mercury®, Geo®, Honda®, Hyundai®, Infiniti®, Isuzu®, Lexus®, Mazda®, Mitsubishi®, Nissan®, Subaru®, Suzuki®, and Toyota®
TA16B	TA23A	VW® and Audi®
TA18B	TA26A	Volvo®, Saab®, Jeep®, Sterling® and Renault®
TA27	—	Volvo® large trucks with 63 mm x 3 mm threaded filler neck
TA31A	TA30A	VW®
TA32A	TA33A	Buick®, Cadillac®, Chevrolet®, Ford®, International®, Mercedes®, Oldsmobile®, Pontiac® and Saturn®
TA34A	TA246A	Ford®, Jaguar®, Pontiac®, Porsche®, Range Rover® and Saab®. Use with TA246A cap adaptor
TA36GM	TA37	Cadillac®, Chevrolet®, Geo, GMC®, Pontiac®, Oldsmobile® and Saturn®
TA38C	TA39A	Acura®, Chevrolet®, Chrysler®, Geo, Honda®, Isuzu®, Lexus®, Mazda®, Mitsubishi®, Suzuki® and Toyota®
TA41	TA40	Audi® and VW®
TA44	TA45	Mercedes®
TA46	TA47	Ford®, Jaguar® and Mazda®. Use with TA47 cap adaptor
TA48	TA49	Toyota®
TA50	—	Volvo® large trucks with 48 mm x 3 mm male thread on filler neck
TA52	TA53	Mazda® 3 (2004 and later) and Volvo® S40/V50 (2004 and later)
TA54	—	Freightliner® trucks with 60 x 3 mm male thread on filler neck
TA56	TA57	Cobalt SS (2005 and later) and Saturn® Ion Redline (2004 and later) with Supercharger cooling systems
TA58	TA59	2007 Dodge® Sprinter® Van with 42 x 2.5 mm thread on filler neck
TA92	—	GM® (2016/2017)
TA445	TA446	BMW® 3-series (2006 and later) and 5- and 6-series (2005 and later)
TA4503	—	1980s GM® X and J body cars
TA245A	—	BMW® and Mercury®. Use with TA246A cap adaptor
TA345A	TA346A	BMW® and Range Rover®
TA4505	TA4504	For trucks with "B" size (2 11/16" OD) filler neck adaptors
TA450A	—	For trucks with "B" size (2 11/16" OD) filler neck adaptors. Includes A450-1A rubber plug
A450-1A	—	—
A450-2A	—	—
—	TA450	—

Cooling System Adaptor Sets

Stock No.	Vehicle Applications
TAB10022	Pre-1990, VW®, Audi® and Porsche®: Boxster®, Cayman, 911
TAB10025	Volvo®, Saab® and Jeep®
TAB10031	VW® 1990-1998
TAB10034	Ford®, Jaguar®, Saab® and Saturn®
TAB10036	GM®, Ford®, Jaguar®, Mazda® and Nissan®
TAB10041	Audi®, VW® and Porsche®
TAB10044	Mercedes-Benz® and Chrysler®
TAB10046	Ford®, Jaguar® and Mazda®
TAB10048	Some Lexus®, Scion®, Toyota® (especially hybrids)
TAB10052	Mazda® 3, most Volvos, Range Rover® and 2012 Ford® Fiesta®
TAB10056	Chevrolet® Cobalt and Saturn® Ion
TAB10245	Pre-1988 BMW® and Merkur
TAB10345	Most BMW® (1998-2006) and Range Rover®
TAB10445	BMW® 2005 and later



SVTAB1400 Cooling System Adaptor Set (Blue-Point®)

- TAB series adaptors feature a composite metal/plastic construction for a lower cost option
- Includes (14) radiator composite metal/plastic radiator adaptors
- Storage case has extra storage compartments to accommodate the pump and gauge assembly and original three adaptors from the SVTS262C set
- Includes all TAB series adaptors (except TAB10036) plus TA4503 adaptor
- See instruction manual for a complete listing of all applications

PBSVTA1417 Storage Case (Blue-Point®)

- Storage case for SVTAB1400
- Removable cover for display

Cooling System Testers (Bladder Sealing System)

Stock No.	Description	Applications
SVT27515	Pressure Pump	—
SVT2752	Gauge (0-30 psi) (Blue-Point®)	—
SVT2753	3 pc Spare Bladder Kit (Blue-Point®)	—
SVT27516	Valve Seal Service Kit (Blue-Point®)	—
SVT27517	Head Assembly (Blue-Point®)	—
SVT2756	Neck Extension	VW® header tanks
SVT2757	Neck Extension (Blue-Point®)	Japanese micro vehicles
SVT2758	Neck Extension (Blue-Point®)	Audi®/VW® header tanks
SVT2759	Cap Adaptor (Blue-Point®)	Standard bayonet, Ford® header tank, GM® N-body
SVT27510	Cap Adaptor (Blue-Point®)	Jeep®, Saab®, Audi®/VW® external thread header tanks
SVT27511	Cap Adaptor (Blue-Point®)	Small Japanese deep, Audi®/VW® internal thread header tanks
SVT27512	Cap Adaptor (Blue-Point®)	Small Japanese shallow, late model Audi®/VW® external thread header tanks
SVT27513	Cap Adaptor (Blue-Point®)	Late model BMW®, Land Rover® and Range Rover®
SVT27514	Cap Adaptor (Blue-Point®)	Late model Mercedes-Benz® with thread type
SVT27515A	Pressure Pump	



SVT275A



SVTA17000A

SVT275A Cooling System Tester Set

- Inflatable bladder-sealing system enables use with most passenger and light commercial vehicles
- Tests header tanks and radiator systems as well as thread type and bayonet style caps
- Locate leaks from head gaskets, radiator and heater cores, Welch plugs and housings, water pumps and hoses
- Test cap relief pressure and seal condition
- Suitable for marine applications
- Fluid drain tube allows coolant to be returned to reservoir or safely collected for recycling
- Cycle tested to over 1,500 inflations
- Set includes pressure pump, gauge, spare bladder, valve seal kit, head assembly, (3) neck extensions, (6) cap adaptors, air supply hose and instruction manual in storage case

Cooling System Adaptor Sets SVTA17000A Cooling System Adaptor Kit



• Read safety precautions on pages W1 to W4

COOLING: TESTERS



AF102

Anti-freeze and Coolant Testers

AF102 Antifreeze Hydrometer (Blue-Point®)

- Degree of protection indicated by direct reading; no temperature compensating scales required
- Range of -60–32 °F
- Range of -51–0 °C
- Tests hot and cold solutions



GDCT16



YAUVCOOL

Leak Testers

GDCT16 Combustion Leak Tester

- Provides an easy and quick way to diagnose engine overheating problems
- Checks for leaks between the combustion chamber and the cooling system
- Test head and gasket for combustion leaks before removing the radiator
- Double chamber in testing unit provides a high level of accuracy
- For use on water-cooled gas and diesel engines
- Kit includes complete test chamber, 16 oz bottle of testing fluid and instructions

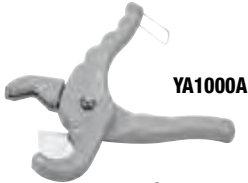
GDCT161 Leak Detector Fluid (Blue-Point®)

- 16 oz bottle of leak testing fluid for the GDCT16 combustion leak tester

YAUVCOOL Leak Detector Fluid (Blue-Point®)

- Six 1 oz bottles of dye for coolant systems for use with ACTUVLITEA

SERVICE TOOLS



YA1000A



PWC60



HCR1

Hose Cutters and Removers

YA1000A 9-5/8" Multi-Cutter (Blue-Point®)

- Ideal for cutting heater hoses, fuel line hoses, copper wiring, PVC pipes, wiper hoses and air brake hoses, plus any resilient or semi-resilient material with a 0–1-1/8" diameter
- Comfort contoured handles with plastic grips
- Wire loop for safe storage
- 9-5/8" long

PWC60 8-1/2" Compound Leverage Hose Cutter (Blue-Point®)

- 8-1/2" compound action multiplies normal hand pressure to easily slice through rubber and plastic hose up to 1-1/8" in diameter
- Includes stainless-steel cutter blades and internal components

HCR1 Heater Hose Coupler Removal Tool (Blue-Point®)

- Removes broken heater hose couplers on GM® vehicles
- Can be used with an impact wrench



YA9521



YA9980A



YA6160



YA6210

Fan Clutch Wrenches/Pulley Holders

YA9521 Flat Wrench (Blue-Point®)

- 36/48 mm wrench size, 356 mm long

YA9980A Water Pump Fan Clutch Pulley Holder (Blue-Point®)

- Use on vehicles with pressed on pulleys
- Use on GM® (6.0 L V8 1999 and later) and Chrysler® (3.9 L V6, 4.7 L V8, 5.2 L V8, 5.9 L V8, 8.0 L V10 1998 and later)
- Cannot be used on Chrysler® 4.7 L V8 using factory replacement water pumps


YA6160 Universal Fan Clutch Pulley Holder (Blue-Point®)

- Removes and replaces the fan clutch on vehicles using bolt on water pump pulleys
- Reverse pulley holder for assembly operations
- Use with YA9521 36/48 mm wrench or YA9526 40 mm wrench for many Chrysler®, Ford®, Lincoln®, Mercury® and GM® applications

YA6210 Fan Clutch Wrench for BMW®/Audi®/VW® Vehicles (Blue-Point®)

- 32 mm fan clutch wrench is used with YA6160 fan clutch pulley holding tool to service Audi® vehicles (1996 and later), VW® Passat® 3.0 L V6 (1998 and later) plus BMW® 3, 5, 6, 7, 8, X and Z series vehicles
- YA6160 works on all models listed except 4.0 L and 4.4 L V8 engines
- Made from heat-treated steel
- Overall length of 17" (431.8 mm)

Fan Clutch Wrenches/Pulley Holders



FCT706

FCT706 Fan Clutch Wrench (Blue-Point®)

- Fan clutch wrench for heavy duty truck engines
- Hole pattern on tool aligns with fasteners on fan hub
- Use with open end to remove fan clutch
- 24-1/2" length for maximum leverage




YA6120

YA6120 Fan Clutch Wrench Set (Blue-Point®)

- Ford®/Lincoln®/Mercury® Applications: E-Series trucks 4.9 L (1984–1991), F-Series trucks 4.9 L (1984–1992), Bronco® II and Ranger® 2.8 L (1984–1985), Ranger® 2.9 L (1986–1992), Aerostar® 3.0 L (1986–1988), Aerostar® and Ranger® 4.0 L OHV (1990 and later), Explorer® 4.0 L OHV (1991 and later), Mazda® Navajo 4.0 L OHV (1991–1994), Mazda® B4000 4.0 L OHV (1995 and later), Explorer® 4.0 L V6 SOHC (1997 and later) and Mountaineer® 4.0 L V6 SOHC (1998 and later)
- GM® Applications: ASTRO® and Safari® vans 4.3 L, Blazer, Jimmy and Bravada® SUV 4.3 L, S10, Sonoma and Isuzu® Hombre pickups with 2.2 L 4 cylinder and 4.3 L V6, C1500, C2500, C3500, K1500, C1500/C2500/C3500/K1500 Sierra® pickups, G1500/G2500 Chevrolet® Express, G1500/G2500 Savana® vans 4.3 L V6, 5.0 L V8 and 5.7 L V8; and Suburban®, Tahoe®, Yukon®, Escalade®, Denali® and Envoy® 5.7 L V8



HCP48ACF



HCP9



HCP10



HCP20

Hose Clamp Pliers

HCP48ACF Mobeas Hose Clamp Pliers

- Three position joint gives wider jaw spread
- For 3/4"-2" diameter clamps
- Radial jaw serrations allows user to grip and adjust hose

HCP9 Corbin Heater Hose Clamp Pliers (Blue-Point®)

- 9" long
- Removes or replaces all spring wire hose clamps
- Deep slotted jaws swivel 180° and lock in three different positions

HCP10 Mobeas Heater Hose Clamp Pliers (Blue-Point®)

- 9" long
- Removes or replaces all spring wire hose clamps
- Deep slotted jaws swivel 180° and lock in three different positions
- Use for hose clamps found on GM®, Ford®, VW®, BMW®, Toyota®, Volvo® and Audi® vehicles

HCP20 Mobeas Heater Hose Clamp Pliers (Blue-Point®)

- For heater and radiator hoses found on 1988-1990 GM®, Ford®, Chrysler® and most imports
- Jaws pivot to almost any angle



YA497A



PHP1A



PHP2A



PHP3A



HCP313

Hose Clamp Pliers

YA497A Hose Removal Pliers (Blue-Point®)

- Simplify removal of 5/32–1/2" vacuum and fuel hoses
- 8" long

PHP1A Hose Clamp Pliers (Blue-Point®)

- 9-1/4" in overall length
- Swivel jaws for parallel clamping action

PHP2A Hose Clamp Pliers (Blue-Point®)

- Clamp off hoses up from 1-1/4–2-3/4" in diameter
- Swivel jaws for parallel clamping action
- 4-3/8" jaw length
- 14" long

PHP3A Hose Clamp Pliers (Blue-Point®)

- Clamp off hoses up to 3/4" in diameter
- Swivel jaws for parallel clamping action
- 1-1/4" jaw length
- 5-1/2" long
- Black industrial finish

HCP313 3 pc Adjustable Hose Clamp Pliers Set (Blue-Point®)

- Enables technician to access, release, remove and install constant tension hose clamps
- Newly designed superior ratchet mechanism for ease of operation
- 360° rotating deep slotted tips firmly grip clamps at any angle
- Ergonomically designed with solid rivet construction for long life and durability
- Extended reach for easy access to engine compartment
- Soft-touch grips are double dipped for increased comfort and control
- Heat-treated steel for strength and corrosion resistance
- Electroplated arms and tips for durability
- Includes (1) straight hose clamp pliers, (1) 45° hose clamp pliers and (1) 90° hose clamp pliers

HCP13 Straight Hose Clamp Pliers (Blue-Point®)

HCP1345 45° Hose Clamp Pliers (Blue-Point®)

HCP1390 90° Hose Clamp Pliers (Blue-Point®)



- Do not use "cheater bars" on handles
- Plastic coated handle does not protect against electric shock
- Read safety precautions on pages W1 to W4

COOLING: REMOTE HOSE CLAMP PLIERS



SHCP1A



SHCP2


SHCP1A Remote Hose Clamp Pliers

- Used to remove standard, space-saver and pre-opened hose clamps up to 2
- Unique jaw design works on all three clamp types
- Heavy Duty 5/64 cable for extra long life
- Bi-mold grips with cable snap feature
- Five-stop ratchet lock with slide guide
- Easy replacement cable fixture

SHCP2 Remote Hose Clamp Pliers

- Infinite locking positions – friction locking mechanism allows user to hold the clamp open at any position from closed to fully opened
- Ergonomic grip Low constant operating force applied to the wide comfortable pistol grip results in reduced effort and hand fatigue during operation
- Increased accessibility longer cable is flexible over its entire length, allowing it to reach in and around obstacles that slide style remote hose clamp pliers cannot
- Longer clamp end – longer flexible engaging end works on larger clamps in any position on the hose
- Lifetime warranty on handle – repair kit available for cable and jaws

SERVICE TOOLS



Soft Grip Hose Picks

- Ideal for removing and replacing hoses and clamps
- Unique hose blade design for getting around the most difficult obstacles
- Soft, solvent resistant handle material provides a sure, comfortable grip

Red	Green	Orange	Blade Length, inches (mm)	Length, inches (mm)	Set Contains:					
SGA173BR	SGA173BG	SGA173BO	5.43 (137.9)	10.33 (262.4)	•	•	•	•	•	•
SGA174BR	SGA174BG	SGA174BO	4.94 (125.5)	9.84 (249.9)				•	•	•
SGA175BR	SGA175BG	SGA175BO	4.61 (117.1)	9.51 (241.6)				•	•	•
SGA1710BR	SGA1710BG	SGA1710BO	11.66 (296.1)	16.56 (420.6)	•	•	•	•	•	•
SGA1711BR	SGA1711BG	SGA1711BO	10.89 (276.6)	15.79 (401.1)				•	•	•
SGA1712BR	SGA1712BG	SGA1712BO	11.00 (279.6)	15.91 (404.1)				•	•	•
SGA176BR	-	-	5.62 (142.9)	10.50 (266.7)						•
SGA177BR	-	-	5.19 (131.8)	10.09 (256.2)						•
SGCP1BR	SGCP1BG	SGCP1BO	5.15 (130.8)	10.00 (254)						•

SGA173BR Soft Grip Radiator Hose Pick

- Use for easy-access applications

SGA174BR Soft Grip Radiator Hose Pick

- Perfect for tight-access firewall applications
- Picks speed removal of radiator hoses from clamps and removal of cotter pins
- Hooked tips provide superior leverage
- Soft, solvent resistant handle material provides a sure, comfortable hand grip
- Chrome plated blades resist corrosion

SGA175BR Soft Grip Radiator Hose Pick

- Ideal for getting behind hoses and pulling

SGA1710BR Soft Grip Radiator Hose Pick

- Longest pick for extra reach
- Picks speed removal of radiator hoses from clamps and removal of cotter pins
- Hooked tips provide superior leverage
- Soft, solvent resistant handle material provides a sure, comfortable hand grip
- Chrome plated blades resist corrosion

SGA1711BR Soft Grip Radiator Hose Pick

- Length and angle are designed for tight access and long-reach firewall applications

SGA1712BR Soft Grip Radiator Hose Pick

- Long pick easily maneuvers around obstacles
- Picks speed removal of radiator hoses from clamps and removal of cotter pins
- Hooked tips provide superior leverage
- Soft, solvent resistant handle material provides a sure, comfortable hand grip
- Chrome plated blades resist corrosion

SGA176BR Soft Grip Radiator Hose Pick

- 45° pick for restricted-access applications

SGA177BR 90° Blade Soft Grip Radiator Hose Pick

- 90° pick for restricted-access applications
- Speeds removal of radiator hoses from clamps and cotter pins, alignment of hard-to-reach clips and small spring installations
- Extra long bend on working tip provides leverage to easily handle heavy-duty jobs on trucks, farm equipment and road equipment
- Soft, solvent resistant handle material provides a sure, comfortable hand grip

SGCP1BR Soft Grip Cotter Pin Puller

- Make short work of pulling even large pins
- Heat-treated shank provides maximum strength

Every shop, and every tech, needs the basics. As you would expect, Snap-on® has you covered. But there's nothing basic about the engineering and the quality that goes into each shop product we make. All are designed to help you do your job better, quicker and more comfortably.

DAY-TO-DAY EQUIPMENT MADE TO LAST YEAR-AFTER-YEAR.

With air compressors, abrasive blast systems, vices, workbenches, fluid maintenance tools, paint equipment and more, we can provide all the essentials for outfitting a professional shop. Our wide range of lighting, lubrication, creepers, measurement, body repair and other tools means we can do the same for every professional in the shop. Best of all, you know every shop product is made to last.



SHOP EQUIPMENT

LIGHTING: FLASHLIGHTS

High Output LED Flashlights

- Machined Aluminum Reflectors for optimal thermal management and beam projection
- Stainless-steel head protects the optical system
- High-powered 50,000 hour LEDs
- Electronically controlled for uniform light output
- Precision machined aluminum bodies made from solid aluminum with high grade red-anodized finish
- Impact resistant—shockproof, crushproof, and water-resistant
- Position end-cap switch activates constant and momentary HIGH and LOW power settings, and lockout mode
- Limited Lifetime warranty
- 53 Lumens Light Output from an efficient 50,000 hour LED
- Uses one AAA Alkaline—provides one hour, 20 minutes on high, 26 hours on low
- Effective Range 190 ft (58 Meters)
- IPX4 rated for water resistance

	Stock No.	Battery Type	Number of Batteries	Effective Range (up to)	Lumens	Overall Length, inches	Run Time (hours)
	ECF900R	AAA	1	190 ft (58 Meters)	53	2-7/8	Approx. 1 hour 20 minutes on high. Approx. 26.0 hours on low
	ECF925CB	AA Alkaline	1	266 ft (81 Meters)	55	3-7/8	Approx. 1 hour 45 minutes on high. Approx. 40 hours on low
	ECF925CBK	AA Alkaline	1	266 ft (81 Meters)	55	3-7/8	Approx. 1 hour 45 minutes on high. Approx. 40 hours on low
	ECF925CG	AA Alkaline	1	266 ft (81 Meters)	55	3-7/8	Approx. 1 hour 45 minutes on high. Approx. 40 hours on low
	ECF925CO	AA Alkaline	1	266 ft (81 Meters)	55	3-7/8	Approx. 1 hour 45 minutes on high. Approx. 40 hours on low
	ECFLC081-RD	Lithium Ion Rechargeable (1)	—	—	850/178/12 (High/Medium/Low)	—	2/7/138 (High/Medium/Low)
	ECFLB024-RD	AAA (2)	—	—	200/43 (High/Low)	—	1.5/24 (High/Low)
	ECPNC013-RD	AAA (2)	—	—	185/40 (High/Low)	—	2/10 (High/Low)
	ECPNB024-RD	AAA (3)	—	—	200	—	5+
	ECFPEN7HOB	Rechargeable (1)	—	—	90/—/—	—	3/—/—

Penlight LED Flashlights

ECFPEN5BK LED Penlight

- Features 144 lumens of light output on high; 30 lumens on low
- Precision machined aluminum reflector for optimal thermal management and beam projection
- Precision machined aluminum body made from solid aluminum with high grade anodized finish
- Impact resistant up to 1 meter - shockproof, crushproof, and IPX4 rated water-resistant
- Run time on high up to 1 hour; on low up to 34 hours
- Three position operating end cap switch activates constant and momentary HIGH and LOW power modes and lockout modes
- Pocket clip for added versatility
- Limited Lifetime warranty

ECFPEN5G LED Penlight

ECFPEN5O LED Penlight

ECFPEN5R LED Penlight



Penlight LED Flashlights

ECFBARPKT High Power COB Pocket Light with UV

- New COB Led produces over 165 Lumens of super bright light
- True UV LED is the ideal light for UV dye inspections – one of the most easily detectable responses available
- Pocket clip has powerful magnet embedded in it for hands free use on metal surfaces
- Two-position switch independently controls power for main LED and alternate UV function
- Rugged ABS material insures durability and long life
- Soft touch finish adds anti-slip control when holding light
- Uses 3 AAA batteries

ECFBARPKT-WC High Power COB Pocket Light with UV

ECFBARPKTG High Power COB Pocket Light with UV

ECFBARPKTOR High Power COB Pocket Light with UV



LIGHTING



ECFPEN7HOB



ECFB200BL

ECFB200S

Penlights (Blue-Point®)

ECFPEN7HOB Rechargeable Penlight (Blue-Point®)

- Bright, broad illumination covers wide area
- Seven high output front-facing LEDs
- Spot lens on bottom of light for inspection
- Compact size fits in shirt pocket

Penlights (Blue-Point®)

ECFB200BL High Intensity Penlight (Blue-Point®)

ECFB200S High Intensity Penlight (Blue-Point®)

- High intensity 3 W LED, 100 lumen penlight
- Extremely bright light output
- Uses (3) AAA alkaline batteries
- Only 6-1/4" in length and 1/2" in diameter
- Includes pocket clip and protective rubber tip



• Do not remove or bypass the grounding prong on any electrical plug
 • Read safety precautions on pages W1 to W4

LIGHTING



ECHDA0000-RG



ECHDA0000-SG



ECHDA0000-BR

Flashlight and Smartphone Accessories

- Cap light easily attaches to any standard baseball cap to provide quick, stylish illumination
- Snap-on® logo made of durable metal, Browning Buck Mark® printed in a raised logo on button side
- Colored LED – 6 Lumen, 12 hr run time/ White LED – 13 Lumen, 9 hr run time

ECHDA0000-RG: Red Cap light with Green LED

ECHDA0000-SG: Silver Cap light with Green LED

ECHDA0000-BR: Black Cap light with Red LED

LIGHTING: RECHARGEABLE SHOP LIGHTS



ECFLED84

Rechargeable Shop Lights

ECFLED84 Rechargeable Shop Light

- 84 high-output SMD LEDs produce approximately 550 lumens
- Bright spotlight on top
- Two brightness levels 100% and 50%
- 4,400 mAh Lithium-Ion rechargeable battery
- Includes 1A Micro USB charger and cable



ECFBP6

High Output Rechargeable Shop Lights

ECFBP6 High-Output Rechargeable Shop Light

- Six super-efficient SMD LEDs produce 500 Lux @ 0.5 meters, 350 lumens light output
- 2,000 mAh Lithium-Ion battery provides three hours run time, requires four hours charge time
- USB charger and cable included for easy charging anywhere
- Sealed against moisture and dust
- IP65 rated
- Two brightness settings - 100% and 50% for longer run time
- 180° hinge for mounting flexibility
- Strong magnet in base for mounting to ferrous surfaces
- Retractable hook and stand for multiple positioning options
- Recessed front lens reduces likelihood of surface scratches



ECFSLIMRCAB

Rechargeable Utility Lights

ECFSLIMRCAB Slim Rechargeable 10 LED Work Light (Blue-Point®)

- Cordless, rechargeable compact shop light that you can take anywhere; use under hood, under car and under dash
- 10 SMD front-facing LEDs provide high light output to work surfaces
- USB charger cord and charger for multiple options recharging
- 90° light angle with high light output – 170 lumens
- Bright Spot light – 50 lumens output
- Two brightness level design
- Slim design for use in tight places
- Battery (1200 mAh) provides up to 2-1/2 hours of run time at 100%, 4 hours at 50%

Lights

ECUB168 168 LED Corded Under Hood Light (Blue-Point®)

- Corded version has added advantage of continuous use, not limited by battery run time
- 168 high output LEDs create 1,200 lumen 900 lux at 0.5 meters
- Diffusion Tube Technology eliminates shadows
- 180° light distribution illuminates the entire engine compartment
- Under hood bracket telescopes from 47–71" to fit most vehicles



ECUB168



ECU415BK



ECU444A

Stock No.	Lamp Style	Voltage	Bulb Type	Bulb Wattage	Bulb Length, inches	Cord Type	Cord Length, feet	Replacement Bulb	Overall Length, inches
ECU415BK	Tubular	120 V AC	Single	15	17	18/2 SJTOW	25	ECU250A17	
ECU444AKT	Tubular	120 V AC	Single	15	41	18/2 SJTOW	25	ECU4443A	44-1/4

ECU415BK 15 W Fluorescent Utility Light

- (120VAC) 15 Watt Fluorescent
- High impact material in the handle and top cap
- Tube with diffuser for better light transmission
- Metalized reflector prevents light bleed through
- Metal hanging hook on top cap
- Two hooks on tube for horizontal positioning
- Premium durability and chemical resistance
- In line ballast (6' from plug end)

ECU250A17 15W Fluorescent Bulb

- Replacement bulb for ECU415BK Utility Light

ECU444AKT Underhood Utility Light

- (120 VAC) 25 watt fluorescent
- Under hood utility light easily attaches to the hood to illuminate the entire engine compartment
- Fits hood widths from 47–80" (1193.8–2032 mm)
- Attachment hooks are padded to prevent damage to the hood
- 25' cord is flexible and resists oil and water

ECU444A Under Hood Utility Light

- Single tube (120VAC) 25W fluorescent
- Easily attaches to the hood to illuminate the entire engine compartment
- Fits hood widths from 47–80" (1193.8–2032 mm)
- 25' cord is flexible and resists oil and water
- Does not include underhood attachment hooks

Cordless LED Shop Light with Spot

ECFLED68-1 PC Tube

- PC Tube for ECFLED68 Cordless LED Shop Light with Spot Light

FLEXIBLE LIGHTS/MAGNIFIERS



ECF1600



YA537

Flexible Lights

ECF1600 Bendable Light (Blue-Point®)

- 10" flexible shaft with 3/16" high intensity lamp
- Heavy duty barrel handle and switch
- 16" Light, Bendable with 10" Flexible Shaft
- Includes two AA batteries

Magnifiers

YA537 Pocket Magnifier (Blue-Point®)

- Folding magnifier includes dual 3x lenses for combined 6x effect



• Do not remove or bypass the grounding prong on any electrical plug
• Read safety precautions on pages W1 to W4

LIGHTING: PROJECT LIGHTS



Compact Shop Lights

- Six ultra-high-output surface-mount LEDs with rotating head
- Precision lens provides spread for even light distribution
- USB charging cable included
- Strong magnet in base to attach to all ferrous surfaces
- Run time 3 hours on high, 5 hours at 50% brightness
- Fully charges in 4-1/2 hours
- 90° angle of light coverage
- 2,000 mAh Lithium-Ion battery

ECFHKY Red Mini Rechargeable Shop Light


ECFHKYG Green Mini Rechargeable Shop Light

ECFHKYO Orange Mini Rechargeable Shop Light

ECFHKYCAMO1 Red Mini Rechargeable Shop Light

ECFHKYCAMO2 Red Mini Rechargeable Shop Light

ECFHKYCAMO3 Red Mini Rechargeable Shop Light



Rotating Flashlights

ECFLEX3 3 SMD LED Flexible Base

Shop Light (Blue-Point®)

- Three super-efficient SMD LEDs produce 550 Lux @ 0.5 meters, 110 lumens light output
- Three AAA alkaline batteries provides three hours run time
- 9.5" heavy duty flex arm allows for multiple positions
- Light base features six strong Neodymium-Iron-Boron Magnets
- Bottom hook and hang hole for positional flexibility
- One-year warranty



Project Lights (Blue-Point®)

ECFPIVOT6 Magnetic Rotating Base Light (Blue-Point®)

- Six high output LEDs which produce 375 lumens of light output
- Strong magnetic swivel base securely attaches to any ferrous surface
- Pivoting ball-joint base allows for positioning at any angle
- Operates on 3 AA alkaline cell batteries (included)

ECPR10072 750 Lumen Rotating Magnetic Project Light

- Versatile light with a wide rotation angle allows the light to be rotated to the perfect location
- Ultra strong rare earth magnet enables a secure attachment to any ferrous surface
- Three hour run time on high/six hours on low provides ample time to get most projects completed
- Rechargeable using standard USB connection, compatible with most existing phone wall chargers
- Sturdy housing built of high quality aluminum, 3-1/2" Wide x 4-1/2" Tall

ECPRA072 Project Light



Flood Lights

Stock No.	Lumens	Rechargeable	Run Time	Brand	Key Feature
ECFLOOD	2,000	No	∞	Blue-Point®	Corded
ECFLOODRC	2,500	Yes	4 hrs high/8 hrs low	Snap-on®	Rechargeable
ECFLOODRC-RF	2,500	Yes	4 hrs high/8 hrs low	Snap-on®	Remote Controlled
ECFLOODRCTR	2,000	Yes	3 hrs high	Snap-on®	HI CRI/Color Matching Light
ECFDA0509	5,000	No	∞	Snap-on®	2x 110v outlets

ECFLOOD LED Flood Light (Blue-Point®)

- Powerful and uniformly bright illumination from 70 high output SMD LEDs
- Compact, robust construction with aluminum frame protected by rubber edgework
- IP65 resistant to water and dust infiltration
- Common applications include: general repair, body shop use, under car, construction and home improvement
- 25' (7.6 m) cord for excellent reach

ECFLOODRC Rechargeable Corded Floodlight

- High powered flood light with two brightness settings: 2,500 Lumen (Hi) and 1,250 Lumen (Low)
- Market leading run time exceeding 4 hrs at High and 8 hrs at Low
- Intelligent charging system shows charging progress and remaining charge through colored LED
- Compact, robust construction with reinforced aluminum frame protected with stylized rubber edgework, Slots-N-Dots™ compatible
- IP65 resistant to water and dust at the work site
- 25' (7.6 m) cord enables you to use the light while it charges
- Offers an additional USB power out (for charging USB devices)
- 70 High output LEDs create 2,500 lumen 3,800 lux at 0.5 meters
- Aluminum design for better heat distribution
- Flexible stand to place the lamp in the desired angle or use it as a hanger
- Powerful uniformly bright illumination

ECFLOODRC-RF ECFLOODRCTR

ECFDA0509 5,000 Lumen Superflood Floodlight

- Ultra-High powered flood light with 2 brightness settings: 5,000 Lumen (Hi) and 2,500 Lumen (Low)
- Three power outlets (two 110 V and one 5 V USB) provide additional utility for unique wide area work light
- IP65 resistant to water and dust at the work site
- Diffusion technology imbedded within the protective lens to provide a more even disbursement of light
- Sleek, robust construction with reinforced black aluminum frame protected with stylized rubber edgework, slots and dots compatible
- 25' (7.6 m) cord enables you to use the light a significant distance from a power receptacle



• Do not remove or bypass the grounding prong on any electrical plug
 • Read safety precautions on pages W1 to W4

FLUID MAINTENANCE: FLUID TRANSFER SERVICE EQUIPMENT

Fluid Evacuators and Transfer Pumps

Easily remove engine gear and transmission oil, coolant and brake fluids. Unit creates vacuum, providing a clean, fast and simple way to evacuate or dispense a wide range of fluids. 8 L auto shut off prevents overflow. 2.3 gal (8.8 L) total capacity. Durable polyethylene construction is impervious to automotive and household chemicals.



VAC201



VAC300



FLUIDPUMP



EEFS106AC2

VAC201 Manual Fluid Evacuator/Dispenser (Blue-Point®)

- No electrical or compressed air required
- Sturdy base with exterior pump helps prevent tipping
- Complete system includes manual, fluid evacuator, main hose assembly (5/16 I.D. x 54" long) plus two rigid dipstick tubes for engine oil removal
 - (3/16" I.D. x 34" and 1/8" I.D. x 34")

VAC300 Pneumatic Fluid Evacuator (Blue-Point®)

- Quiet operation results from air muffler on the venturi pump
- Unit can be used away from air source by creating a vacuum, closing both shutoff valves and transporting unit to the job
- Connect tubing and release valves to evacuate fluid
- Complete system includes main pour spout connector, main hose assembly (5/16" I.D. x 58" long), brake bleeding hose assembly with in-line fluid control
 - (1/4" I.D. x 60" long) and two rigid dipstick tubes for engine oil removal
 - (3/16" I.D. x 34" and 1/8" I.D. x 34")

FLUIDPUMP Fluid Transfer Pump (Blue-Point®)

- Transfer/siphon all types of fluids, including coolant, oil, transmission fluid and water
- Use to inflate sports balls, bicycle tires, flotation devices and more
- Durable, non-corrosive polyethylene
- Includes pump, two 4' lengths of fluid hose, two intake/discharge hose connectors, air pressure hose, dipstick tube and dipstick/fluid hose adaptor

Fuel System Maintenance

EEFS106AC2 Diesel Engine Detergent

- Professional detergent for cleaning diesel engines
- Four 32 oz bottles
- Use to remove contaminants in engines and fuel systems
- Includes six units of three-step cleaner
- Each unit includes one bottle of air intake cleaner, one bottle of combustion chamber cleaner and one bottle of fuel conditioner
- Use with EEFS103 series of diesel tune decarbonizing equipment

EEFS308A5 Filter Pack

- Replacement filter pack for EEFS305A FuelKare™ Fuel Service System

EEFS505A Fuel System Decarbonizer (Blue-Point®)

- Cleans fuel rail, injectors, combustion chamber and intake valves
- Vehicle application CD covers vehicles from 1987-2006 and identifies proper adaptor, hook up location and fuel pump shut off procedures
- Includes adaptor set for all popular vehicles
- No Mix fuel system cleaner eliminates technician exposure to chemicals
- End of service LED indicator and audible alarm
- Requires EEFS505012 Fuel System Cleaning Fluid (12 cans, 17 oz each) for use
- EEFS505012 Fuel System Cleaning Fluid is sold separately

AEC061004011 Fuel System Cleaning Solution

- Four 1 L bottles of fuel system cleaning solution for the EEFS305A FuelKare™ fuel service system

EEFS505012 Fuel System Cleaning Fluid (Blue-Point®)

- 12 pack of fuel system cleaning fluid for EEFS505A
- 17 oz cans
- Soft-sided carrying case for EECS304C MicroVAT™ Elite



A106



S3624



A127



OFSKIT

Filter Pliers/Filter Sockets

A106 3/8" Square Drive 6-Point SAE 1-1/4" Oil Filter Socket

Filter Socket

- Low-profile (1.68 O.D. x 1.04" long) 6-point design to remove the plastic oil filter on GM® Ecotec®, 2.0 L, 2.2 L and 2.4 L 4 cylinder engines
- Features the Flank Drive® wrenching system
- Chrome finish for longer life and easy cleanup

S3624 3/8" Square Drive Metric 24/36 mm Filter Flip Socket

Flip Socket

- One tool will remove/install all three filter caps on Ford® 6.0 L Power Stroke® diesel powered vehicles such as super-duty series pickups, Econoline® vans and Excursions
- Use for removal and installation of the oil filter cap, primary and secondary fuel filter caps on these vehicles
- Not for impact use
- Requires optional 3/8" drive extension (FX1 or FXWP1 1-1/2" long)
- Additional 24 mm applications include Buick® vehicles: VVT-V6 Rendezvous Ultra, LaCrosse® CSX – Cadillac® vehicles: VVT-V6 CTS, STS, SRX – Saturn® vehicles: L-3000 V6
- Additional 35/36 mm applications include Audi®/Volkswagen®: VR6 engine – BMW®: 6, 8 and 12 cylinder engines – Mercedes-Benz®: diesel engines – Mini-Cooper®, Volvo®: 40 and 50 series, XC90 with 3.2L 6-cylinder engine
- Finish: nickel/chrome

A127 Oil Filter Socket

- Remove and install 27 mm (1-1/16") oil filters on 2003 and later Mercedes-Benz® 1.8 L 4 cylinder engines
- Additional applications: aftermarket oil filters with 1" nut at the top of canister
- 1-1/16" wrench size, 3/8" drive

OFSKIT 4 pc Oil/Fuel Filter Socket Set

- Set includes A127 and A106 Oil Filter sockets, S3624 Filter Flip socket and A129 Cummins® Diesel Fuel Filter socket in storage tray

Applications:

- A127 Oil Filter Socket – Remove and install 27 mm (1-1/16") oil filters on 2003 and later Mercedes-Benz® 1.8L 4 cylinder engines

- Additional applications include aftermarket oil filters with one nut at the top of canister
- A129 Cummins® Diesel Fuel Filter Socket – Use for removing and installing fuel filter housings found on 2002 and later Dodge® Ram® trucks with the 24-valve Cummins® diesel engine
- A106 Low Profile Oil Filter Socket
- GM® Ecotec®, 2.0L, 2.2L and 2.4L four-cylinder engines
- Saturn®: L-series (2001), Ion and Vue (2002 and later)
- GM®: Cavalier, Sunfire®, Grand AM, Sonoma, S10, Alero (2002 and later)
- Malibu®: 2002–2006
- Pontiac®: G6 and Solstice® (2006)
- Chevrolet®: HHR, Cobalt®, Cobalt® SS (2006)
- Saab®: Some general applications
- S3624 Filter Flip Socket – One tool will remove/install all three filter caps on Ford® 6.0L Power Stroke® diesel powered vehicles such as Super-Duty® Series Pickups, Econoline® Vans and Excursions
- Use for removal and installation of the Oil Filter cap plus Primary and Secondary Fuel filter caps on these vehicles
- Additional 24 mm Applications
- Buick®: VVT-V6 Rendezvous Ultra, LaCrosse® CSX
- Cadillac®: VVT-V6 CTS, STS, SRX
- Saturn®: L-3000 V6
- Additional 35/36 mm Applications
- Audi®/Volkswagen®: VR6 engine
- BMW®: 6, 8 and 12 cylinder engines
- Mercedes-Benz®: diesel engines
- Mini-Cooper®
- Volvo®: 40 and 50 series, XC90 with 3.2L 6-cylinder engine

OFS36CAP 36 mm Oil Filter Housing Socket

- Oil filter housing socket for Audi®, Volkswagen® and Porsche® vehicles
- Remove or install oil filter housing on 2.0L I4 Turbo TSI/FSI, 3.0L V6 Supercharged, 3.6L V6, and 6.3L V12 engines

OFS74 74 mm Oil Filter Housing Socket

- Removes/installs oil filter housings on multiple Volkswagen® and Mercedes-Benz® model engines

Pan Plug Wrenches

S9615A 9/16–15 mm 12-Point SAE/Metric Pan Plug Wrench

- 9/16" and 15 mm 12-point box ends fit most popular GM® drain plugs
- 10° offset at each end for maximum clearance
- Both box ends feature Flank Drive® wrenching system
- 9-23/32" long



S9615A

Oil Filter Crushers

CRUSH1A Oil Filter Crusher (Blue-Point®)

- Removes approximately 95% of excess oil from spent filters
- Features self-lubricating seal
- 10,000 lb of crushing force with simple hookup to 60–120 PSI air line
- 10–15 second time cycle
- Pivoting door prevents oil from dripping into work area when loading or unloading filters
- Will not operate when door is open
- Crushing chamber is 8-1/2" H x 6" square
- Height is 23"
- Weight is 70 lb



CRUSH1A



- Do not use chrome or industrial finish hand tools with impact drivers
- Read safety precautions on pages W1 to W4

LUBRICATION: OIL FILTER



YA4050B



YA4250



YA4022



YA4275



YA4274A

Filter Pliers/Filter Sockets

YA4050B Oil Filter Pliers (Blue-Point®)

- Grips oil filters for easier removal
- Jaws are offset 20° from handle to increase accessibility
- Jaw opening range of 2-1/4"–4"
- 12" long

YA4275 Oil Filter Pliers (Blue-Point®)

- Use on filters from 4-1/4–7" (108–178 mm) diameter
- Spring action size adjustment assures a solid grip on filter
- Offset handle offers increased accessibility
- Heavy duty forged levers
- Cushioned grips for comfort
- Industrial black finish
- Overall length 19"
- Applications: Include truck, tractor and high torque diesel engines

YA4250 Oil Filter Pliers (Blue-Point®)

- Slip joint design provides jaw opening range of 3-5/8–6"
- 12" long

YA4274A Oil Filter Pliers (Blue-Point®)

- Use on filters from 2-1/2–5-1/4" diameter
- Offset handle offers increased accessibility
- Heavy duty forged levers
- Cushioned grips for comfort
- Industrial black finish
- Overall length 13-1/2"

YA4022 23" Long Reach Oil Filter Pliers (Blue-Point®)

- Removes stubborn and overtightened oil, fuel and hydraulic filters plus fuel sending units and more
- Easy to maneuver around hot exhaust manifolds
- 23" long with tremendous holding power
- 32 teeth jaws adjust to two sizes for optimum grip



YA995



YA342C



FW656714A



A91E



OFW12418



GA333C

Oil Filter Wrenches

Stock No.	Size	Steps	Flats	Style	Square Drive, inches	Application
YA995*	3"	2	15	Cup	3/8	Fram®, AC®, Wicks®, NAPA®, Sears®, Motorcraft®, Hastings® and Baldwin® filters. Has 1" external hex
YA996*	76/80 mm	2	14/15	Cup	3/8	OEM® and Purolator® filters on VW®, Nissan® and Toyota® – has 1" external hex
A91E	—	—	—	Strap	—	Large diameter oil filters 1–6" – includes both 3/8" and 1/2" square drives
YA342C*	—	—	—	Band	1/2	For 4-5/8–5-1/4" diameter filters
OFW12418*	—	—	—	Band	1/2	4-1/8–4-21/32" (105–118 mm) oil filters
OFW125532*	—	—	—	Band	1/2	5-5/32–5-21/32" (130–143 mm) oil filters – similar to OFW12418
FW656714A*	65/67 mm	2	14	Cup	3/8	Fram®-PH4386, PH4967, PH6017, PH6018 and PH6607
GA333C*	—	—	—	Band	Handles	2-7/8–3-1/4" diameter oil filters
GA340A*	—	—	—	Band	Handles	3-1/2–3-7/8" diameter oil filters – similar to GA333C
YA341A*	—	—	—	Band	Handles	4-1/8–4-7/16" diameter oil filters – similar to GA333C
FW7614A*	76 mm	1	14	Cup	3/8	Champion®, Champ®, Lee®, Purolator®, Mopar®, VW®, Porsche®, BMW® and Mercedes®
FW7630A*	76 mm	1	30	Cup	3/8	Fram®, IAPCO®, Motorcraft®, Parts Plus® and Pennzoil®

*Blue-Point®



OFTOY468

Oil Filter Wrenches

OFTOY468 Oil Filter Wrench (Blue-Point®)

- Oil filter wrench for cartridge type filters found on Toyota®, Lexus® and Scion® vehicles
- Manufactured from heavy-duty chrome vanadium material
- Will withstand loads required to remove over tightened or frozen oil filter covers
- 1/2" square drive and 24 mm (15/16") hex
- 65 mm across flat



OFWTOY3KTA

OFWTOY3KTA 3 pc Toyota® Oil Filter Wrench Kit (Blue-Point®)

- Deliver maximum torque for easy removal of Toyota® oil filter canisters
- Engages filter housing at multiple contact points
- Engages end flutes and housing exterior
- Drain hose assembly included to aid in the oil draining process on those models equipped with a drain on the filter cap
- One wrench for four cylinder vehicles and one for the six and eight cylinder models

OFWTOY4A

OFWTOY68A



OFW4KT

Swivel Oil Filter Wrenches

Oil Filter Wrench (Blue-Point®)

- Fits small oil and fuel filters 2-3/8–2-5/8"
- Swivel handle makes wrench easy to turn in tight spots
- Handle swivels more than 180°
- Tension adjusting nut allows swivel pressure to be regulated
- No-slip grip pattern within band grabs onto oil covered filters with ease

OFW1 Oil Filter Wrench (Blue-Point®)

- Fits small oil and fuel filters 2-3/8–2-5/8"

OFW2 Oil Filter Wrench (Blue-Point®)

- Fits smaller filter size 2-7/8–3-1/4" on many US and imported vehicles

OFW3 Oil Filter Wrench (Blue-Point®)

- Fits most popular 3.625" filters 3-1/2–3-7/8"

OFW4 Oil Filter Wrench (Blue-Point®)

- Fits most tractors and other farm implement equipment 4-1/8–4-1/2"



OFWHD3KT

OFW4KT 4 pc Oil Filter Wrench Set (Blue-Point®)

- Includes (4) swivel oil filter wrenches

OFWHD3KT Swivel Gripper Heavy Duty Set

- Tough, stainless-steel band with bonded textured coating for superior non-slip gripping power
- "Swivel Grip" handle makes it easy to turn in tight spots
- Handles made of tubular steel for increased strength and come with durable no-slip double dipped grips
- Size range and part number is laser marked on the tool
- Wrenches are stored in a vinyl holder

OFWHD1 Truck Swivel Gripper

- Truck filters for Cummins®, Detroit Diesel® and others with a range of 4-5/16–4-3/4"

OFWHD2 Tractor Swivel Gripper

- Truck filters for Cummins®, Detroit Diesel® and others with a range of 4-3/4–5-3/16"

OFWHD3 Heavy Duty Swivel Gripper

- For Caterpillar® engines and large filters with a range of 5-1/4–5-3/4"



• Read safety precautions on pages W1 to W4

LUBRICATION: OIL FILTER



OFC14KT



OFC68-14



OFC76-14



OFC A1



OFC A2



OFCADPTR

Oil Filter Wrenches

OFC14KT 14 pc Heavy-Duty End Cap Filter Wrench Set

- Each end cap is laser marked on inside and outside for easy identification
- Butt plate located on outside of the wrench provides more clearance and is heat-treated to resist square drive round out
- Wire welds used in addition to spot welds for added strength
- Set includes new plated spider wrench with 61–124 mm range
- Removable adaptor provides lower clearance in tight spots

OFC65-14 65 mm 14 Flute Filter End Cap Wrench

- Used on Toyota®, Lexus®, Subaru®

OFC6567-14 65–67 mm 14 Flute Filter End Cap Wrench

- Used on ACDelco®, Fram®, Honda®, Purolator®, Toyota®

OFC68-14 68 mm 14 Flute Filter End Cap Wrench

- Used on Mitsubishi®, Subaru®

OFC7374-14 73–74 mm 14 Flute End Cap Filter Wrench

- Used on Toyota® and Lexus®

OFC74762-15 74–76.2 mm 14 Flute Filter End Cap Wrench

- Used on Fram®, Motorcraft®

OFC76-14 76 mm 14 Flute Filter End Cap Wrench

- Used on ACDelco®, Purolator®, STP®, Mazda®/Ford®, older Dodge® Sprinters, BMW®, Mercedes®, Harley-Davidson®

OFC76-30 76 mm 30 Flute Filter End Cap Wrench

- Used on Motorcraft®

OFC76148015 76 mm 14 Flute/80 mm 15 Flute Filter End Cap Wrench

- Used on ACDelco®, Purolator®, STP®, Mazda®/Ford®, older Dodge® Sprinter®, BMW®, Mercedes®, Harley-Davidson®, Honda®, Nissan®, Purolator®, Hyundai®, Kia®, Scion®, Subaru®

OFC86-14 86 mm 14 Flute Filter End Cap Wrench

- Used on newer Dodge® Sprinter®, Mercedes®, Jeep® Cherokee®

OFC86-16 86 mm 16 Flute Filter End Cap Wrench

- Used on Volvo®, BMW®

OFC884-15 88.4 mm 15 Flute Filter End Cap Wrench

- Used on Hyundai®, Kia®

OFC93-15 93 mm 15 Flute Filter End Cap Wrench

- Used on ACDelco®, Fram®, Purolator®, Nissan®

OFC93-36 96 mm 36 Flute Filter End Cap Wrench

- Used on Motorcraft®

OFC A1 58–110 mm Filter Spider Wrench

- New silver plated wrench with 58–110 mm range

OFC A1KT 58–110 mm Filter Spider Wrench with Adaptor

- Removable adaptor provides lower clearance in tight spots

OFC A2 61–124 mm Spider Filter Wrench

- Silver plated wrench with 61–124 mm range

OFC A2KT 61–124 mm Spider Filter Wrench with Adaptor

- Plated spider wrench with 61–124 mm range
- Removable adaptor provides lower clearance in tight spots

OFCADPTR Adaptor 3/8–1/2"

- Removable adaptor provides lower clearance in tight spots

OFCASE Plastic Case

- Storage case for OFC14KT



OFTOY38



OFHON33



OFGMFORD



OFA38



OFA33



OFA35



OFHD

Funnels/Spouts

OFTOY38 Oil Filler for Toyota®/Lexus®/Scion®

- Fits all Toyota®, Lexus® and Scion® models (except Toyota® Prius®) with threaded oil filler cap
- Prevents unwanted mess by sealing onto filler neck

OFA38 Oil Funnel Adaptor for OFTOY38

- Two-piece adaptor set for select Toyota® vehicles
- For the following Toyota® vehicles: Prius® and Yaris®
- Custom fit to the valve cover filler neck
- Made of durable plastic

OFHON33 Threaded Oil Filler

- Prevents unwanted mess by sealing onto filler neck

Applications:

- Honda® (Accord®, Civic®, Element®, Fit, S2000) vehicles; Acura® (All models except MDX and RDX); Nissan® (most models); Dodge® Cummins® Turbo Diesels from 2001–2008; Ford® Turbo Diesel trucks (9.0 L, 6.4 L, 6.9 L and 7.3 L)

OFA33 OFA33 Oil Funnel Adaptor for OFHON33

- 2 pc adaptor set for select Honda® vehicles
- For the following Acura® vehicle: MDX®
- For the following Honda® vehicles: Pilot®, Ridgeline®, Odyssey®
- Made of durable plastic
- Custom fit to the valve cover filler neck

OFGMFORD Threaded Oil Filler

- Prevents any unwanted mess; fastens and seals onto filler neck
- Made of strong polycarbonate

Applications:

- Chevy®: Cobalt®, Silverado®, Tahoe®, Trailblazer® and Vans; GMC®: Sierra®, Envoy®; Pontiac®: Grand Prix®, G6®; Saturn®: SL1; Cadillac®: CTS®; Ford®: Explorer®, F150®, Mustang®; Mercury®: Mountaineer®
- Prevents unwanted mess by sealing onto filler neck

OFA35 Oil Funnel Adaptor for OFTOY38

- Made of durable plastic
- Custom fit to the valve cover filler neck
- Two-Piece Set: OFA35-1 short adaptor with male threads OFA35-2 elbow adaptor

Applications:

- 2013–2014 GMC® Sierra and Silverado® vehicles

OFHD Oil Filler for Harley-Davidson® Motorcycles

- Allows access to the fuel filter and pump as the lock ring is connected to the pump
- Oil filler for 1999–2006 Harley-Davidson® Touring Motorcycles with the Push-in Style oil caps
- Prevents any unwanted mess; fastens and seals onto filler neck
- ABS plastic
- Smooth surface will not scratch painted surface

OFA36 Chrysler® Dodge® OFKIT Adaptor

- Services various Chrysler®, Dodge® and Jeep® models from 2011–2015 including Town and Country®, Avenger®, Challenger®, Charger®, Durango®, Grand Caravan® and Journey®, Grand Cherokee® and Wrangler®
- Made of durable ABS plastic
- Use with funnel from OFKIT – fastens and seals to filler neck preventing spills
- Open slot in OFKIT will accommodate this adaptor

OFAEURO1 Valve Cover Adaptor

- Avoid the gig mess and specifically designed to attach to valve covers
- No worry of making a big mess due to internal baffle of valve cover
- Use in conjunction with OFKIT set
- Made in USA
- Machined from aluminum with stainless-steel locking tab

Applications:

- Various BMW® model vehicles
- Dodge® Sprinter® 2.7L & 3.0L [V6] CRD vans 2006-2013
- Various Mercedes® vehicles
- Porsche® Cayenne® vehicles 2008 and later and Panamera® 2010 and later vehicles
- Volkswagen® and Audi® 1.8L, 1.9L TDI, 2.0T, 2.8L, 3.0L, 3.2L, 3.6L and 4.2L engines
- Volvo® 2.5L engines
- Teledyne® 550 and 520 engines found in Beechcraft® and Cessna® aircraft

OFFM OFFM Threaded Oil Filler

- Prevents any unwanted mess; fastens and seals onto filler neck
- Made of durable ABS plastic
- Used on newer Ford® and Mazda® vehicles equipped with a 4 cylinder engine

Funnels/Spouts

OFUN36 Oil Funnel for Chrysler® and Dodge® Vehicles

- Made of durable ABS plastic
- Creates a custom fit to valve covers and filler necks
- Helps prevent messes when filling engine with oil
- Services various Chrysler®, Dodge® and Jeep® models from 2011–2015 Chrysler® Town and Country® vehicles, Dodge® Avenger®, Challenger®, Charger®, Durango®, Grand Caravan® and Journey® vehicles Jeep® Grand Cherokee® and Wrangler® vehicles



OFUN36



• Read safety precautions on pages W1 to W4

LUBRICATION: GREASE AND OIL



OFKIT

OFKIT 5 pc Master Oil Funnel Kit

- Made of durable ABS plastic
- No need to hold funnel while pouring in oil
- Fastens and seals to filler neck to prevent spills
- Kit includes a 45° angled extension to avoid obstructions
- Funnel and five adaptors fit hundreds of vehicles including Acura®, Ford®, GM®, Honda®, Hyundai®, Jaguar®, Land Rover®, Lexus®, Mazda®, Nissan® and Toyota®



FUNN1



FUNN15



FUNN2

Funnels/Spouts

Stock No.	Size	Neck Style	Color
FUNN1	1 pint	Small	Orange
FUNN15	1.5 qt	Large	Red
FUNN2	1.25 qt	Large	Blue

*Blue-Point®



GA96B

GA96B Transmission Filler (Blue-Point®)

- 8-1/2" oval funnel with filter screen
- 30" long
- For 10CT curved tooth file



YA734A



YA728A



YA4190A



GA471



GA472



GA473A

Manual Grease Guns

Stock No.	Specifications	PSI	Loading	Capacity	Flexible Hose	Rigid Extension	Nozzle
YA734A	—	—	—	—	—	—	—
YA728A	Lever	6,000	Bulk or Cartridge	16 oz Bulk and 14-1/2 oz Cartridge	18"	6"	—
YA4190A	Mini	—	Cartridge	3 oz	—	—	—
GA471	Pistol Grip	4,500	Bulk, Cartridge or Filler Pump	3 oz	—	5-1/2"	8-1/4"
GA472	Pistol Grip	5,000	Bulk, Cartridge or Filler Pump	14 oz	—	3-1/2"	13-1/4"
GA473A	Lever	10,000	Bulk, Cartridge or Filler Pump	14 oz	—	5-3/8"	19-1/4"

*Blue-Point



YA771B



YA772B

Air Powered Grease Guns

Stock No.	PSI	Air Operating PSI	Pump Ratio	Loading	Capacity	Flexible Hose	Rigid Extension
YA771B	6,000	35-80	40:1	Bulk, Cartridge or Filler Pump	14 oz Cartridge	18"	6"
YA772B	4,000	40-100	40:1	Bulk, Cartridge or Filler Pump	14 oz Cartridge	18"	6"
WEEL1455L	—	—	—	—	—	—	—

*Blue-Point

Dispensing Accessories

YA7500 11 pc Grease Dispensing

Accessory Pack

- Includes YA760–YA750 in a storage tray

YA758 Flex Whip Hose

- For hand-operated grease guns only, 18" long

YA752 Flex Whip Hose

- 18" long version of YA751

YA751 Flex Whip Hose

- For powered and hand operated grease guns
- 4,500 maximum PSI, 12" long

YA754 Swivel Coupler

- Swivels 360°, locks in position every 45°

YA755 Coupler

- Fits all hydraulic type grease fittings

YA753 Heavy Duty Coupler

- Fits all hydraulic type grease fittings

YA750 Needle Nozzle

- 2-3/4" long

YA757 Angle Lube Adaptor

- 4-1/2" long with 90° head allows fast and complete lubrication of steering and suspension systems on late model FWD vehicles

YA761 Needle Nozzle Coupler

- This is the YA750 with a locking sleeve adaptor for quick attachment to a hydraulic coupler

YA756 Extension Coupler

- Lubricates recessed fittings, 6" long
- Locking sleeve adaptor allows quick attachment to hydraulic coupler of any control valve or lever gun

YA760 High Pressure Universal Swivel

- 1/2"-27 male x 1/4" NPT(m) threads
- 5,000 PSI maximum working pressure

YA747 Grease Control Valve

- 1/4" NPT(f) inlet, 7,500 maximum PSI
- Includes 6" extension tube and YA753 coupler

YA801 Needle Type Adaptor (Blue-Point®)

- 4-7/8" long adaptor for universal joint fittings, water pumps and metal covered springs

GA472-2 Grease Fitting Coupler

- Push on design with neoprene nipple and ball
- Features spring check valve

GA472-3 Flexible Polybraid Hose

- 12" long

GA472-9 Flexible Polybraid Hose (Blue-Point®)

- Oil, grease and solvent resistant with brass end fittings



YA7500



YA747



YA801

Grease Fitting Cleaner

UFREE1 Grease Fitting Cleaning Tool

- Quickly and easily frees up joints and fittings for proper greasing and lubrication
- Inject light viscosity oil into the grease joint via the grease fitting to break up and remove dirt, rust and debris
- Pump in new grease after freeing the joint
- Includes injection cleaning tool, 4-3/4" long flexible hose to access tight places and storage case



UFREE1

Oil Spray and Suction Guns

YA746 Oil Spray Gun

- Siphon type spray gun for spraying lubricating oils, cutting oils and cooling oils
- Includes 6' vinyl suction hose with strainer

YA745A Oil Spray Gun (Blue-Point®)

- 16 oz capacity
- Fast, clean method for removing or adding transmission and gear oil
- Special follower is impervious to oil, grease and water



YA746



YA745A

Bearing Packers

A180A Manual Bearing Packer

- Simultaneously pressure packs inner and outer wheel bearings 3/4" minimum ID and 4" maximum O.D.
- Use with pressurized lube equipment or hand grease gun
- Includes dust cover

YA470C Manual Bearing Packer (Blue-Point®)

- Packs 50–65 bearings with one grease filling
- Apply manual pressure to flush and pack bearing with grease
- Includes dust cover
- 4-1/2" high

YA742 Manual Bearing Packer

- Unit features large packer head
- Handles bearings to 9-1/2" O.D. and minimum 9/16" I.D.
- Includes adaptor to service smaller bearings of 1-1-3/4" O.D.

YA741 Bearing Packer

- Clamps securely to any 25–50 lb original refinery container
- Handles any ball or roller bearing with 5/8–1-1/2" ID and 3-1/4" maximum OD
- Primes and pumps even when using heavy grease at low temperatures
- Follower plate prevents funneling of grease
- Hose and grease gun not included



A180A



YA470C



YA742



YA741



• Read safety precautions on pages W1 to W4

LUBRICATION: GREASE AND OIL



YA739



YA737



YA738



YA736



YA735



YA759

Grease and Gear Oil Pumps/Manual

YA739 Manual Gear Oil Pump

- Fits any 25 lb 50 lb original refinery container
- Delivers 1 oz per stroke using SAE® 90 gear oil at 70 °F
- Includes 5' of 1/2" low-pressure hose with dispensing nozzle

YA737 Manual Operating Grease Pump

- Clamps securely to any 25–50 lb original refinery container
- Handles any ball or roller bearing with 5/8–1-1/2" I.D. and 3-1/4" maximum O.D.
- Primes and pumps even when using heavy grease at low temperatures
- Follower plate prevents funneling of grease

YA738 Manual Gear Oil Pump

- Fits any 120 lb original refinery container
- Powerful 50:1 ratio pump with 20 in³ displacement
- Includes rollaround base, straight swivel, 7' of 1/4" high-pressure hose, quick connect air coupler, follower plate, YA747 grease control valve and YA760 universal swivel

Grease Pumps/Air

YA736 Air Powered Grease Pump

- Fits any 20–50 lb original refinery container
- Powerful 50:1 ratio pump utilizes 20 in³ displacement
- Includes: 6' of 1/4" high-pressure hose, quick connect air coupler, follower plate, YA747 grease control valve and YA760 universal swivel

YA759 Air Powered Grease Pump

- 50:1 ratio pump
- Uses 120 lb container size and handles all grades of lubricant
- Features internal muffler for quiet operation and a prelubricated air motor requiring no external oiler
- Exclusive microlapped hardened steel air valve and seat to assure a long and productive service life, no packings to wear out
- Shovel-type foot valve adds mechanical priming to normal suction
- Casters offer unit mobility
- Does not include barrel

YA735 Air Operated Grease Pump

- Fits any 120 lb original refinery container
- Powerful 50:1 ratio pump with 20 in³ displacement
- Includes roll-around base, straight swivel, 7' of 1/4" high-pressure hose, quick-connect air coupler, follower plate, grease control valve and universal swivel



PBT5X29

PBT2120

Transmission Tables

PBT5X29 Transmission Table (Shown with Optional Drawer)

- 5' long
- PBT2120 Drawer
- Optional drawer
- 20 x 20 x 5"



YA743



YA744

Drains

YA743 Waste Oil Drain

- Fits standard 16-gallon drum
- Includes: float gauge in drum cover, telescopic drain bowl adjustable from 42-3/4"–70" and roll around base
- Drum not included


YA744 Pedestal Waste Oil Drain

- Stand telescopes from 47–72"
- Drain bowl holds 4-1/2-gallon of oil
- Includes hinged splash lid, 2" NPT male adaptor bushing and spring-loaded valve

Drum Plug

A172A Drum Plug Socket

- One socket removes virtually all screw-in drum plugs or caps
- Spring-loaded inner wrench handles smaller plugs and recesses automatically when removing large plugs
- Use with a 1/2" drive ratchet or impact wrench



A172A

Oilers

OC5A Oiler (Blue-Point®)

- 5-1/2" small pressure oiler has a long, tapered spout with a screw on tip
- 1-7/8" O.D.
- Includes base holder



OC5A



OCF5

OCF5 Oiler (Blue-Point®)

- Similar to OC5A Oiler with a flexible spout

Funnels/Spouts

OF42 Oil Funnel Adaptor

- Made of durable ABS plastic
- Used with funnel from OFKIT - fastens and seals to filler neck preventing spills
- Open slot in OFKIT will accommodate this adaptor
- Fits Subaru® models with threaded oil cap (except Tribeca®)
- Also fits 2013 Subaru® BRZ® & Scion® FR-S® vehicles



OF42

Oil Filler Cap Tools

OCR1 Oil Cap Removal Tool

- Tough nylon material will not damage oil fill caps
- Steel square drive connection for added durability
- Use with 3/8" drive ratchet
- Use for Chrysler® – 300 V6 3.5L (2010) and Sebring® V6 3.5L (2010)
- Dodge® – Dakota® V8 4.7L (2000–2007), Durango® V6 3.7L, V8 4.7L and V8 5.7L (2000–2008), Nitro V6 3.7L (2007–2008) and Ram 1500 pickup V6 3.7L, V8 4.7L and V8 5.7L (2002–2007)
- Jeep® – Commander® V6 3.7L, V8 4.7L (2006–2007), Grand Cherokee® V6 3.7L, V8 4.7L (1999–2008) and Liberty® V6 3.7L (2002–2007)
- Mitsubishi® Raider V6 3.7L and V8 4.7L (2006–2007)



OCR1



OCR2

OCR2 Radiator Reservoir and Oil Fill Cap Tool

- Tough nylon material will not damage reservoir and oil fill caps
- Steel square drive for added durability
- Use with 3/8" drive ratchet
- Radiator reservoir caps on VW® vehicles and oil fill caps on Audi®, Honda®, Toyota®, Chevy®, Ford® and Jeep® vehicles

ENGINE SERVICE: SERVICE TOOL

Engine Calibration and Setup Kit

YA871 Whistle Alert (Flexible) (Blue-Point®)

- Insert Whistle Alert™ into any 14 mm spark plug hole, turn the engine over and listen for the whistle to locate top dead center for the compression stroke

YA870 Whistle Alert (Rigid) (Blue-Point®)

- Insert Whistle Alert™ into any 14 mm spark plug hole, turn the engine over and listen for the whistle to locate top dead center for the compression stroke

- Rigid version can be used with YA866 Compression Gauge Extension

YA8661 Spark Plug Hole Adaptor (Blue-Point®)

- Adapts the 14 mm thread on YA866/YAL866 TDC Indicators, YA868 compression gauge extension and YA865 engine lock to accommodate 18 mm spark plug threads



YA8661



YA8662

YA8662 Spark Plug Hole Adaptor (Blue-Point®)

- Adapts the 14 mm thread on YA866/YAL866 TDC Indicators and YA868 compression gauge extension to accommodate 12 mm spark plug threads



• Read safety precautions on pages W1 to W4

ENGINE SERVICE: SERVICE TOOLS



Timing/Belt Replacement

YA9680 Camshaft Pulley Tool (Blue-Point®)

- Designed to hold the camshaft pulley in place while turning the center shaft bolt
- Extremely useful on transverse mounted V6 engines such as Nissan® Maxima®/VG30 engine and Toyota® Camry®/3VXFE and 1MZFE engine
- Rear pulleys on these vehicles are located in close proximity to the shock tower making it difficult to remove/replace the center shaft without this tool

YA1150 Small-Pin Cam Gear Holder (Blue-Point®)

- Small diameter (10 mm) grooved pins fit snugly into the small holes in the cam gear
- Long handle with cushioned grip provides excellent leverage so the cam gear bolt can be tightened or loosened
- This tool is a companion to YA9680, which has larger diameter pins for cam gears with larger holes

ML6000 Cam Lock Tool/Timing Gear Clamp (Blue-Point®)

- Prevent engine damage resulting from incorrect timing
- Maintain valve timing during belt replacement on twin and quad cam engines
- Compact design allows access in transverse engines
- Fits timing gear diameters from approximately 4–6" (101–152 mm)
- Fits gear spacing approximately 0.06–3" (1.6–76 mm)

CC100 Single Cam Clamp (Blue-Point®)

- Single cam clamp can be used on engines where the dual clamp ML6000 will not fit
- Compact design permits easy operation in confined engine areas
- Prevent engine damage resulting from incorrect timing
- Maintain valve timing during belt replacement on twin and quad cam engines
- Simple and easy to use
- Manufactured from high-strength industrial polymers which will not corrode or damage engine pulleys

ML6000COMBO Cam Clamp Set (Blue-Point®)

- Includes four CC100 single cam clamps and one ML6000 dual cam clamp in storage tray

CCS100 4 pc GearLock Single Gear Clamp

- Used on single as well as twin cam engines when a dual cam gear lock may not fit
- Perfect tool in situations where individual gears need to be locked, such as when gears need to be removed to replace seals
- Forcing screw and thread insert made of steel while body made from high strength fiberglass reinforced polymer

CCS100PK 4 pc GearLock Single Gear Clamp

- Used on single as well as twin cam engines when a dual cam gear lock may not fit
- Perfect tool in situations where individual gears need to be locked, such as when gears need to be removed to replace seals
- Forcing screw and thread insert made of steel while body made from high strength fiberglass reinforced polymer

MLS500 GearLock Dual Timing Gear Clamp

- Can be used on most vehicle makes and models with timing belts
- Used for most dual cam engines to quickly lock and hold valve timing during belt replacement
- Patented 'Multi-Point' adjustment for positive fit on all gear diameters
- Horizontal and vertical adjustments provide coverage over wide range of gear diameters
- Spring loading on dual cam gearLock reduces set up time
- Engagement teeth made of heat treated forged steel and frame constructed of high strength fiberglass reinforced polymer

MLS500KT GearLock Timing Gear Clamp Kit

- Can be used on most vehicle makes and models with timing belts
- Quickly lock and hold valve timing during belt replacement on most dual cam engines
- Patented "Multi-Point" adjustment for positive fit on all gear diameters
- Horizontal and vertical adjustments provide coverage over wide range of gear diameters
- Spring loaded Dual Cam GearLock reduces set up time
- Engagement teeth made of heat treated forged steel
- Frame constructed of high strength fiberglass reinforced polymer

YA9730 Timing Belt Tensioner Compressor (Blue-Point®)

- For 1995 and later T-100, Tacoma® and 4Runner®
- Turn square compress tensioner, then install locking pin (YA9730-5 included with YA9730)Timing/Belt Replacement

CGH1236 Cam Gear Holder

- Tool holds the hex at gear hub making removal and tightening of cam gear bolt easy and accurate
- Hole at center of the tool allows a socket to be inserted through the tool for removal and replacement of the cam gear bolt
- Fits a large number of vehicles, 18 different models from 1995–2011

YA4660 Camshaft Sprocket Holding Tool (Blue-Point®)

- Pivoting design allows fit in most cam and injection pump gear sizes
- Detent grooves on holding pins gives user a sure hold
- Use as a counter holder when loosening or tightening sprocket retainer bolts

MCH1280 Cam Holder for Mercedes® Vehicles

- This tool ensures that the cam does not move, enabling the tech to complete the job without any worry of needing to re-time the motor
- Unique tool designed to lock the left intake cam in place while servicing the cam chain drive system
- Lock placed in rear intake cam and bolted to cylinder head locking the cam keeping it from rotating reduces chance of mistake in the cam timing
- Keeps related components in time with each other, eliminating need for additional man hours to hold cam in place

Applications:

- Used on 272 and 273 Series Mercedes-Benz® engines



ML5000



TGH15



TSK5KT



YA4660

Timing/Belt Replacement

ML5000 DOHC Lock Tool (Blue-Point®)

- Locks cam shaft sprockets in place to preserve engine timing during belt or chain replacement
- Knurled pins on unit lock on to the groove on the inside of the cam wheel
- Unit base is constructed from anodized aluminum
- Pins are steel
- Works with most import and US cars and light trucks

TGH15 Timing Gear Holding Tool (Blue-Point®)

- Securely holds timing gear during removal and installation

TSK5KT Timing Service Kit (Blue-Point®)

- Complete kit for timing belt replacement and service
- Securely holds timing gear during removal and installation
- Allows rotation of cam gear to align valve timing marks
- Single-lever locking design is easy to use
- Slimline design allows maximum access
- Kit includes TGH15 Timing Gear Holding Tool and CC100PK Single Cam Clamp Set

YA460 Camshaft Sprocket Holding Tool

- Included in AS4559 Kit



EEPV507



A121A



A119B



A120



S6152



YA6555

Oil Pressure/Oil Pump

EEPV507 Oil Pressure Gauge Set

- Use on diesel and gasoline engines
- Includes SAE and metric adaptors for most US and import cars, trucks, tractors and stationary engines
- Includes 0–100 PSI (0–700 kPa) gauge assembly

A121A Oil Pressure Sender Switch Socket

- For 1987 and later Ford®, GM® and Chrysler® vehicles
- 1-3/16", 12-point wrench size, 3/8" drive
- 3-11/16" long

A119B 3/8" Drive SAE 1-1/16" Oil Pressure Sender Switch Socket

- Use for 1986 and earlier Ford®, GM® and Chrysler® vehicles
- 1-1/16" special wrench configuration
- 2-1/16" long

A119C 3/8" Drive SAE 1-1/16" Oil Pressure Sender Switch Socket

- Use for 1986 and earlier Ford®, GM® and Chrysler® vehicles
- 1-1/16" special wrench configuration
- 2-1/16" long

A120 3/8" Drive SAE 1-1/16" Oil Pressure Sender Switch Socket

- Use for 1987 and later Ford®, GM® and Chrysler® vehicles
- Can also be used for 1999 Mitsubishi® Eclipse® with the

2 L DOC non-turbo 420A engine

- Same design as A119B but longer
- 1-1/16" special wrench configuration
- 3-11/16" long

A120A 3/8" Drive SAE 1-1/16" Oil Pressure Sender Switch Socket

- Use for 1987 and later Ford®, GM® and Chrysler® vehicles
- Can also be used for 1999 Mitsubishi® Eclipse® with the 2 L DOC non-turbo 420A engine
- Same design as A119B but longer
- 1-1/16" special wrench configuration
- 3-11/16" long

S6152 3/8" Drive 1-1/16" Oil Pressure Sender Switch Crowfoot Wrench

- Use for 1986 and earlier Ford®, GM® and Chrysler® vehicles
- 1-1/16" wrench opening, 3/8" drive

YA6555 Oil Pump Removal Tool for GM® Vehicles (Blue-Point®)

- Designed to work on most GM® V6 engines
- No need to remove the intake manifold
- Makes removal of the oil pump drive fast and easy
- Applications: GM® 2.8 L V6 (1987–1989), 3.1 L V6 (1990–1994), 3100 V6 (1994–2005), 3.4 L V6 (1999 and later)

Drain Plug

PMP410A Internal Metric Pipe Plug Socket

- 10 mm female square
- For removing or replacing standard transmission drain plug
- 3/8" drive, 3/4" O.D., 1" long
- Female pipe plug socket (for Renault® LeCar)

PMM410A External Pipe Plug Socket

- 10 mm male square
- For removing or replacing oil pan plug
- 3/8" drive, 11/16" O.D., 1" long

S5902 Oil/Transmission Plug Box End 17 mm, 6-Point, 21 mm, 12-Point Wrench

- Box ends are 17 mm, 6-point and 21 mm, 12-point
- Designed for VW® transmission drain plugs
- 258 mm long



S5902



PMM410A




PMP410A



- Do not use chrome or industrial finish hand tools with impact drivers
- Read safety precautions on pages W1 to W4

ENGINE SERVICE: SERVICE TOOLS



Cylinder Head

GDCT16 Combustion Leak Tester

- Provides an easy and quick way to diagnose engine overheating problems
- Checks for leaks between the combustion chamber and the cooling system
- Test head and gasket for combustion leaks before removing the radiator
- Double chamber in testing unit provides a high level of accuracy
- For use on water-cooled gas and diesel engines
- Kit includes complete test chamber, 16 oz bottle of testing fluid and instructions

GDCT161 Leak Detector Fluid (Blue-Point®)

- 16 oz bottle of leak testing fluid for the GDCT16 combustion leak tester

S6132A 3/8" Drive Metric Valve Cover Bolt Socket

- For GM® vehicles, 1976 and later Honda® vehicles and other import and US vehicles
- 10 mm, 12-point wrench size
- Allows access to head bolts, valve and rocker covers and oil pan bolts
- Deep clearance for bolts with extended tip as used on spark plug wire harness
- 3/8" drive; 11/16" O.D.
- 4-1/8" long

S6160 1/2" Drive 12-Point Metric 12 mm Extra Long Head Bolt Socket

- Use on 1986 and later Nissan® engines with 12 mm head bolts
- 8" length reaches past cam and rocker assembly to service head bolts
- Thin-profile socket and shank will reach through access hole and past overhead camshaft
- Additional high torque applications include removal and installation of universal joint flange bolts on Ford®/Mercury® cars such as Mustang®, Crown Victoria®, Lincoln®, Ford® Explorer, Ranger and F150/F250 trucks

S6194 1/2" Drive 12-Point Metric 12 mm Head Bolt Socket

- Use on Toyota® and Nissan® cars and trucks and Honda® cars with 12 mm head bolts
- 4-1/8" length reaches past cam and rocker assembly to service head bolts
- Thin-profile socket and shank reach through the access hole and past overhead camshaft
- Additional high torque applications include removal and installation of universal joint flange bolts on Ford® Explorer, Ranger and F150/F250 trucks

S6193 1/2" Drive 12-Point Metric 10 mm Head Bolt Socket

- Use on all 1981 and later Toyota® and Nissan® cars and pickups and 1976 and later Honda® vehicles and other import and US cars with 10 mm head bolts
- Additional uses include drive shaft universal joint attaching bolts for Ford® vehicles

- 4-1/2" length reaches past cam and rocker assembly to service head bolts
- Thin-profile socket and shank will reach through the access hole and past overhead camshaft
- 12-point, industrial finish, 1/2" drive

S6195 1/2" Drive 12-Point Metric 14 mm Head Bolt Socket

- Same as S6193 except for 14 mm head bolts

S6214 1/2" Drive 12-Point Metric 14 mm Subaru®**Head Bolt Socket**

- Remove and install headbolts on 1995 and later Subaru® vehicles
- Length of socket allows the removal and installation of headbolts with engine in the car
- 54.1 mm length
- 14 mm size; 1/2" drive; 12-point

YA6611 Head Handler (Blue-Point®)

- Convenient and balanced T-handle design helps move cylinder heads faster and easier
- No need to bear hug the cylinder head during movement
- Attached floating washer for increased surface contact
- Comfortable, secure gripping surfaces for hands
- M6 x 1.0 threads
- Package of two

YA6612 Head Handler (Blue-Point®)

- Same as YA6611 except has 1/4" x 20 threads
- Package of two

YA6613 Head Handler (Blue-Point®)

- Same as YA6611 except has M8 x 1.25 threads
- Package of two

FRT12 Three-Valve Insert Kit for Ford® Vehicles (Blue-Point®)

- Repair cylinders without removing the head
- Custom guide, tap and drill for quick and simple repair of damaged threads
- Unique insert installer makes the job quick and easy
- Works on three-valve 5.4 L and 6.8 L engines built before 10/9/2007
- Also works on three-valve 4.6 L engines built before 11/30/2007 found on many 2004–2008 Ford®, Lincoln® and Mercury® vehicles
- Set includes Tap, Core Drill, Guide, Insert Installer, Insert and Storage Case

S6260 1/2" Drive 12-Point SAE 1/2" Heavy-Duty Spicer Drive Impact Socket

- For removal of heavy-duty spicer drive shaft bolts that have 1/2" fasteners found on Kenworth®, Peterbilt® trucks and many other heavy-duty applications
- 8" long

YA6610 6 pc Head Handler Set

- Includes (6 pc) (2) head handlers (6 x 1.0 threads), (2) head handlers (1/4" x 20 threads) and (2) head handlers (8 x 1.25 mm threads)



S6222



S6400

Fuel System Maintenance

S6222 Fuel Rail Socket

- Designed to aid the removal/installation of the ball/cup from the high-pressure oil rail to service the o-rings
- Previously only repairable by replacing the entire Ford® OEM High-Pressure Oil Manifold as a unit, now allows manifold rebuilds for a fraction of the cost

Hub Lock Nut Sockets

S6400 4 Pin Hub Lock Nut Socket - 1/2"

- Manufactured from special alloy steel
- Precision machined and heat treated for optimum strength and durability



S6192A



CJ113B



CJ117C



ADT30KT



CJ147A



YA1350

Power Steering/Alternator/Water Pump

S6192A Water Pump Socket

- 1/2" square drive socket features dovetail design to deliver positive engagement when applying high torque
- Black industrial finish
- Applications: 1992–1998 Cadillac® Northstar® 4.6 LV8; 1997–1998 Oldsmobile® Aurora 4.0 L

S6192A-1 Water Pump Socket Stabilizing Strap

- Bolts on water pump to secure S6192A water pump socket in place during water pump removal and replacement
- Includes (2) M6 x 12 bolts for securing strap to water pump
- Black industrial finish
- Applications: 1992-1998 Cadillac® Northstar® 4.6 LV8; 1997-1998 Oldsmobile® Aurora 4.0 L

CJ113B Pulley Installer, Power Steering/Alternator (for domestic vehicles)

- Designed for US vehicles
- 1" pulley driver hex, 7/16" pressure screw hex, thread size of 5/8"-18UNF-2A (puller end) and 3/8" 16UNC-2A (shaft end)
- 4-5/8" long

CJ117C Power Steering and Alternator Pulley Puller

- Includes short adaptor to remove small flange-type pulley – use long adaptor on GM® 200/Platform vehicles
- Can also remove Chrysler® alternator pulleys that have double grooves
- Replace pulleys with CJ113B Installer
- Long adaptor included to handle pulleys on GM® minivans
- Nickel/chrome finish, industrial finish screw
- Designed for most US vehicles (replace pulley with CJ122 sets)

CJ122 2 pc Power Steering Pulley Installer Set

- Includes installer and pulley installer shaft
- Thread size of 5/8"-18UNF-2A (puller end) and 3/8" 16UNC-2A (shaft end)

CJ124A Power Steering and Alternator Pulley Puller

- This is a larger version of CJ117C
- Designed for Chrysler®, Ford® and earlier GM® vehicles

CJ147A Power Steering Gear Lower Pinion Bearing Puller

- Required tool to comply with GM® recall bulletins #02049 and #03062 regarding power steering gear lower pinion bearing separation
- To correct the problem, inspect the condition of the lower pinion bearing and replace the lower pinion bearing – in a few cases, replacement of the rack and pinion steering gear assembly may be necessary – instructions included with tool

ADT30KT Alternator Pulley Kit (Blue-Point®)

- Aids installation and removal of Alternator Decoupler Pulleys either OWC (one way clutch) or OAD (Overrunning Alternator Decoupler)
- Varying lengths of hex, Torx® and spline configurations allow user to handle unique combinations for a difficult task
- Master kit eliminates the need to shop around for hard-to-find tools and reduces service bay downtime that can erode a technician's profit
- One Way Clutch (OWC) Pulleys and Overrunning Alternator Decoupler (OAD) Pulleys exist on over 20 million cars and growing
- Tool can be used on all major ADP Manufacturers including INA®, Gates® and Litens®
- The most comprehensive kit on the market
- Features a combination of hex bits, TORX® bits, spline sockets, and specialty bits to work in conjunction to remove pulleys from alternator
- Drop forged and precision CNC components to meet the tight tolerances of the application

YA1350 Toyota® Water Pump Pulley Wrench (Blue-Point®)

- Essential tool for preventing pulley damage when removing or installing bolts
- Fixed pin dimension for quick, easy installation
- Unique bend to clear engine compartment obstacles
- Wrench head shaped for generous clearance around the bolts



- Do not use chrome or industrial finish hand tools with impact drivers
- Read safety precautions on pages W1 to W4

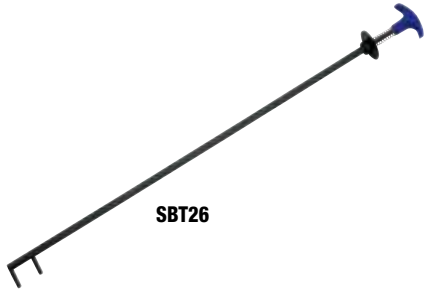
ENGINE SERVICE: SERVICE TOOLS



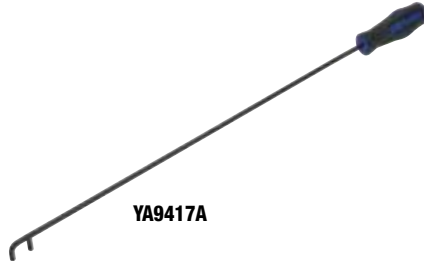
SRD6



YA9350B



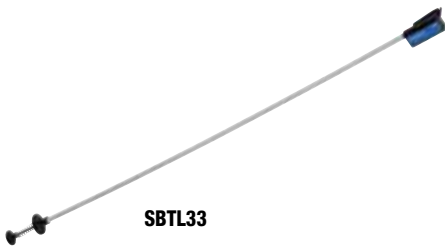
SBT26



YA9417A



YA9340



SBTL33



GA424A

Belt Tensioning Tools

SRD6 Belt Tensioner Release Tool

- 6" long adaptor with 1/2" male square
- The female triple square drive allows the user more flexibility to work around obstacles by coming in at different angles with a 1/2" breaker bar
- Similar to Snap-on® 6" torque adaptors but with a male square
- If using with a torque wrench, please refer to Snap-on® part # SS306G Torque Chart for formula to obtain the correct applied torque
- Heavy Duty Applications:

For serpentine belt tensioners with a 1/2" square drive opening found on Series 60 Detroit Diesel® and Caterpillar® engines

- Other heavy duty applications include buses and delivery vans where the doghouse or engine shrouding can get in the way and make the work area very tight

Automotive Applications:

- 1/2" serpentine belt tensioners on Dodge®/Chrysler® vehicles (2.0 L and 3.0 L engines) Ford® vehicles Lincoln® and Mercury® vehicles (2.3 L, 3.0 L, 4.2 L and 4.6 L engines) GM® vehicles (2.5 L, 4.7 L, 5.0 L and 5.7 L engines)

SBT26 Serpentine Belt Tool (Blue-Point®)

- Works on all serpentine belts
- Clamping jaw allows user to position serpentine belt without the belt slipping out of the tool
- Positive grip allows belt routing in tight access areas
- Ergonomic handle provides comfort and ease in use
- Lightweight steel body for durability and strength

YA9417A Belt Tensioning Tool (Blue-Point®)

- General use belt tool for installation and removal of V-belts and timing belts
- Two-pin design and long length allow user to push and pull belts as needed for access in restricted areas

SBTL33 Serpentine Belt Tool (Blue-Point®)

- Flexibility allows for easy adjustment of belt around various pulley positions
- LED lighted portion of tool ensures easy visibility in dark engine compartments
- Extra long 33" length allows for deeper reach around crank shaft pulley
- Reverse gripping feature allows for two-handed positioning of tool

YA9350B 9 pc Ratcheting Belt Tensioning Wrench Set

- Allows direct access to belt tensioners without removing engine accessories or frame components
- Covers almost 90% of all vehicles equipped with spring-loaded serpentine belt tensioners
- Includes (1) belt tensioning wrench and (8) adaptors
- All adaptors feature a 15 mm external hex drive
- Applications: Chrysler® (Dodge® and Plymouth®), Ford® (Lincoln® and Mercury®), GM®, Isuzu®, Jeep®, Lexus®, Mazda®, Mitsubishi®, Saturn®, Toyota®, VW® vehicles

YA9340 Serpentine Belt Wrench (Blue-Point®)

- Use to release any serpentine belt tensioner with 1/2" square drive opening
- Ratcheting action allows better positioning of the tool, which allows more swing angle than a solid-type serpentine belt wrench
- Reversible ratchet head is only 1" thick so it will fit between tensioner face and fan blades on S Series 60 Detroit Diesel® and some Caterpillar® engines
- Also great for working on buses and delivery vans where the doghouse or engine shrouding restrict access
- Compact overall length keeps handle from coming in contact with radiator hoses, charged air cooler pipes, hydraulic lines or frame rails
- Vinyl grip for comfort
- 13" overall length

GA424A Belt Tension Gauge (Blue-Point®)

- Range is 30–180 lb (130–800 N•m)
- Squeeze handle, place gauge on drive belt, release handle and read

Belt Tensioning Tools

SBT60 Serpentine Belt Tensioner Wrench

- Saves time by reducing the number of parts removed to change belts
- Double ended to fit more models
- Extra-long for more leverage



SBT60

SBT12 GM® Ecotec® Serpentine Belt Tensioner Wrench (Blue-Point®)

- Designed to ease service of serpentine belt on Ecotec® 2.2 L and 2.4 L in-line 4 cylinder engines in GM® vehicles
- Service serpentine belt without removal of engine mount or lower air filter housing
- Allows access to tensioner from top of engine compartment
- Double square drive gives improved leverage and flexibility
- Low profile fits into space between tensioner and frame rail



SBT12

SBIT1 Stretch Belt Tool (Blue-Point®)

- Allows belt to be rotated onto pulley without twisting the belt, which can cause damage to the belt
- Low profile to allow for tight access applications
- Groove on underside of tab fits on outer lip of pulley to prevent tool from slipping off the pulley



SBIT1

SBIT2 Stretch Belt Tool (Blue-Point®)

- Easily install stretch belts on late model European vehicles
- Allows belt to be rotated onto pulley without twisting the belt and causing damage
- Low profile to allow for tight access applications
- Groove on underside of tab fits on outer lip of pulley to prevent tool from slipping off the pulley



SBIT2

Applications:

- BMW®: Models 118, 120, 318, 320, 325, 330, 335, 520, 525, 530, 535, 635, 730, X3® and X5®; Volvo® vehicles: Models C30, S40 and V50; Mercedes®: 3.0 L Diesel Engines

SBT2KT Stretch Fit Belt Kit (Blue-Point®)

- Universal installation and removal of all stretch belts
- Easy to use process for both removal and installation
- Allows removal and reuse of stretch fit belts
- Includes SBTI Install Tool, SBTR Removal Tool and informative instructional DVD



SBT2KT

SBTI Stretch Fit Belt Install Tool (Blue-Point®)

- Universal installation of all stretch belts
- Easy-to-use process
- Allows removal and reuse of stretch fit belts



SBTI

SBTR Stretch Fit Belt Removal Tool (Blue-Point®)

- Universal removal of all stretch belts
- Easy to use process
- Allows removal and reuse of stretch fit belts



SBTR

Thermal Vacuum Switch

S9842A Thermal Vacuum Switch Socket

- For U.S. vehicles through 1988
- 7/8", six-point wrench opening, 1/2" drive
- 3-1/8" long



S9842A

Turning/Moving

S6158 Engine Barring Socket

- Use 4 L 6.6 L small block V8s in Chevrolet® vehicles
- Designed to turn the engine over when it is on engine stand
- 1/2" drive



S6158



- Do not use "cheater bars" on handles
- Read safety precautions on pages W1 to W4

ENGINE SERVICE: SERVICE TOOLS



Harmonic Balancer

YA188G Harmonic Balancer Installer (Blue-Point®)

- Includes seven adaptors for use on a wide range of engines
- Adaptor sizes: 7/16"-20, 1/2"-20, 9/16"-18, 3/4"-16, M12 x 1.5, M14 x 1.5 and M16 x 2.0

YA188LR Long-Reach Harmonic Balancer Installer (Blue-Point®)

- Traditional harmonic balancer installers cannot be used to install the harmonic balancers on V8s and V6s for late model GM®, Ford®, Chrysler® and Dodge® vehicles
- Kit includes tools for all three US vehicle makers
- Reduce the risk of stripping threads inside the crank
- Reduce the risk of breaking crank bolts
- Kit includes YA188LR-1–YA188LR-5

YA188MKT Master Harmonic Balancer Installer Kit (Blue-Point®)

- Includes traditional installer adaptors as well as long reach adaptors for late model applications
- Services harmonic balancers as well as underdrive pulleys and recessed crank threads on Dodge® Hemi®, GM® Gen III/IV and Ford® 4.6 L and 5.4 L modular engines
- Works on most European vehicles including BMW® and VW® as well as Toyota®, Honda®, Kia® and Hyundai® vehicles

CJ146 Crankshaft Harmonic Balancer Kit

- Remove the crankshaft harmonic balancer on 1990 and later 3.3 L and 3.8 L GM® engines
- Shoulder bolt adaptors provide correct installation depth, preventing damage to the crank sensor and interrupter rings
- Includes (3) CJ146-1 adaptors, (1) CJ146-2 extension and vinyl storage pouch
- Requires Snap-on® CJ98-1 yoke and CJ83-3 pressure screw for use (not included)

YA13450 Harmonic Dampener Pulley Puller (Blue-Point®)

- Use on 3.5 L and 5.7 L Dodge® engines
- Unique design accesses pulley on internal pulley ledges

YA6490A Harmonic Damper Pulley Puller (Blue-Point®)

- New spring-loaded legs allow for leg position retention
- Provides greater ease and control when installing the puller in confined areas
- Removes harmonic damper pulleys found on many Chrysler® and GM® engines
- Used on autos, pickups, SUVs and vans

YA13350 Harmonic Dampener Pulley Puller (Blue-Point®)

- Use on 3.6L Camaro® engines
- Unique design accesses pulley on internal pulley ledges

YA6010A Harmonic Dampener Pulley Holding Tool (Blue-Point®)

- Saves time during removal and installation of the crank bolt on most engines in Honda® and Acura® vehicles
- Verify exact model year/engine size coverage with tool instructions
- When used with a 1/2" drive breaker bar or ratchet, prevents the pulley from rotating when removing/installing the pulley bolt

HIW3A Hand Impact Wrench (Blue-Point®)

- Remove/replace harmonic balancer pulleys without removing the radiator
- Accesses restricted areas where an air impact wrench will not fit or when air supply is unavailable
- Molded rubber hand guard
- Max torque: 600 ft-lb
- Overall length: 22-1/16"

Seal Pullers

SPS2 Universal Seal-Puller Set

- Small seal puller used for common seal sizes and large seal puller used for larger seal sizes
- 2" and 4" pins for various seal diameter sizes with clearance requirements
- Surface area on hook helps prevent seal puller from piercing through the seal (0.25" where competitive units are smaller at 0.12")
- Pin creates a pivot point on the surface of the seal, thus distributing the force evenly over a larger surface area when compared to a traditional seal puller design





Specialty Tools

YA7200 7/32" 6-Point T20 TORX® Bit 25° Offset Ford® Ignition Module Wrench (Blue-Point®)

- For 1982 and later Ford® ignition modules
- Ratcheting ends are offset 25°
- One end has 7/32", 6-point; other end a T20 TORX® bit

YA8640 Cam Belt Wrench for VW®/Audi® Vehicles (Blue-Point®)

- For adjusting camshaft spur belts that have idler pulleys with pin holes
- Vinyl handle grip

YA6760 Timing Belt Pulley Holder for VW®/Audi® (Blue-Point®)

- Holds crank pulley stationary for crank bolt removal and installation to the factory torque requirement
- Three-bolt design for secure holding
- 1/2" drive for use with a breaker bar
- Heat-treated for strength with high quality black finish
- Applications: 1.8 L 4 cylinder turbo: VW® and Audi® vehicles 1998–2006; 2.0 L 4 cylinder: VW® vehicles 1993–2005; 2.0 L 4 cylinder turbo: VW® and Audi® vehicles 2006 and later

YA9870 Tension Pulley Spanner Wrench (Blue-Point®)

- Easily adjust camshaft spur belts having idler pulleys with pin holes on Mitsubishi®, Plymouth® and Eagle® vehicles
- Protruding pins on the wrench grip the center of the idler pulley and rotate it around its off center retaining bolt
- Rotation allows for the camshaft spur belt tension adjustment

- Designed for use on: 1990–1993 Mitsubishi® Eclipse®, Eagle Talon and Plymouth Laser 2.0 L DOHC (non-turbo); 1990–1993 Plymouth Laser 2.0 L DOHC (turbo); 1990 and later Mitsubishi® Eclipse and Eagle® Talon 2.0 L DOHC (turbo); 1994–1996 Mitsubishi® Montero® 3.5 L DOHC; 1994 and later Mitsubishi® Montero® 3.5 L SOHC; 1994 and later Mitsubishi® Galant® 2.4 L SOHC; and 1994 and later Mitsubishi® Mirage®
- 1.8 L SOHC vehicles

YA4590A Hood Prop (Blue-Point®)

- Three-piece telescoping shaft locks in any position
- Range is 20"–48-1/2"
- Will work on front or sides of any car or truck
- Made of steel tubing and features locking levers on each section
- Includes holding support to prevent slippage

YA45904 Hood Prop Adaptor (Blue-Point®)

YA65500 Cam Seal Remover (Blue-Point®)

- Special tool speeds camshaft seal removal on most V6 engines in Toyota® and Lexus® vehicles
- Unique press-and-pull cup design eliminates the difficult pick method
- Use on Toyota® 3.0 L and 3.3 L V6 (1996 and later) and Lexus® 3.0 L and 3.3 L V6 (1990 and later) vehicles
- Kit includes cup, press rod, washer, nut and large stud
- Heat-treated alloy steel

YA7960 Camshaft Seal Kit

- Easily removes and installs camshaft and crankshaft seals without damage
- Compact puller with unique extracting hooks engage seal for quick removal
- Interchangeable sleeves and mandrels allow easy installation of new seal
- Suits seals from 21.5 mm 64 mm

VALVE GUIDE SERVICE TOOLS

Valve Guide Brushes

AC10B Valve Guide Brush (Blue-Point®)

- Brush wire is woven into twisted wire strands
- Each features a fluted, wooden handle
- 5/16" diameter

AC11B Valve Guide Brush (Blue-Point®)

- Brush wire is woven into twisted wire strands
- Each features a fluted, wooden handle
- 11/32" diameter

AC12B Valve Guide Brush (Blue-Point®)

- Brush wire is woven into twisted wire strands
- Each features a fluted, wooden handle
- 3/8" diameter



AC10B

Metric Valve Guide Removers

PHG97A Valve Guide Remover

- 5.2 mm pilot
- 189 mm long

PHG96A Valve Guide Remover

- 6.9 mm pilot
- 189 mm long

PHG83A Valve Guide Remover

- 7.7 mm pilot
- 190 mm long

PHG86A Valve Guide Remover

- 9.3 mm pilot
- 190 mm long



PHG83A



WARNING



• Read safety precautions on pages W1 to W4

VALVE: SERVICE TOOLS



S6132A

Cylinder Head

S6132A 3/8" Drive Metric Valve Cover Bolt Socket

- For GM® vehicles, 1976 and later Honda® vehicles and other import and US vehicles
- 10 mm, 12-point wrench size
- Allows access to head bolts, valve and rocker covers and oil pan bolts
- Deep clearance for bolts with extended tip as used on spark plug wire harness
- 3/8" drive; 11/16" O.D.
- 4-1/8" long



YA8825

Valve Adjustment Tools

Valve adjusting tools for current VW® vehicles. These 2 tools are designed to be used together on all late models requiring the VW® #2078 tool, which includes all current 5 cylinder VWs and Audi® 5000.

YA8825 Valve-Adjusting Tool (Blue-Point®)

- For Toyota® and other overhead camshaft engines using spacer shims
- Shim pliers push between the shim and camshaft, allowing the included YA8825-1 wedge tool to be placed between the valve lifter ledge and camshaft for easy shim replacement



YA8880

Metric Jam Nut Type Adjustment Tools

Include an idle adjustment screwdriver within a socket and handle for holding adjustment screw in place while the jam nut is tightened. Handle pivots from one side to the other so the socket "window" is always visible.

YA8880 Valve Adjustment Tool (Blue-Point®)

- For all cars with 12 mm jam nut valve screws

YA8895 Valve Adjustment Tool (Blue-Point®)

- For all cars with 10 mm jam nut valve screws



GA317

GA318A

Valve Keeper Tools

GA317 Metric Valve Keeper Remover/Installer (Blue-Point®)

- Quickly removes and installs valve keepers on most overhead cam engines with valve stems from 4.5 mm-7.5 mm
- Push or tap tool with hammer to remove valve keepers
- Magnet in tool body captures keepers for quick removal and valve disassembly
- To install keepers, load keepers then push or tap to install
- Used on vehicle or on workbench

GA318A Overhead Valve Tool (Blue-Point®)

- Removes and replaces valve keepers on all gas and diesel overhead valve engines, even VW® Rabbit®, motorcycle, marine and aircraft engines
- Magnetically retains keepers and will not bend valve stems
- Use in place of c-clamp or other type of compressor
- Use only with a soft-faced hammer



GA285



YA6380

Camshaft/Crankshaft Tools

GA285 Camshaft Bearing Remover and Insertor Set (Blue-Point®)

- Removes and inserts bearings in all engines
- Five driving plugs handle a range of 1.475-2.690"
- Fits slightly undersized or oversized bearings
- Packed in a sturdy storage case

YA6380 Camshaft Seal Installer Set (Blue-Point®)

- Quickly and easily install the crankshaft seal

General Service

YA8230 Valve Stem Seal Pliers (Blue-Point®)

- Removes valve stem seals from overhead camshaft engines including four valve-per-cylinder engines that have restricted access to the valve stem seal
- Gripping serrations in the pliers tip easily grab both OEM and aftermarket seals with ease
- Easy-grip handles



VL2

VL2 Valve Holder (Blue-Point®)

- 5/8" and 13/16" diameter suction cups

VL3 Valve Holder (Blue-Point®)

- 1-1/8" and 1-3/8" diameter suction cups



CF811B



CF19B



CF700C

Valve Lifters

CF811B Compressor, C-Clamp (1–2" capacity)

- 1–2" capacity
- For-L head, valve in head, high compression engines and vehicles with overhead valves
- Activating mechanism prevents cocking of valve spring as it is compressed

CF19B Compact C-Clamp Compressor (Blue-Point®)

- Compact model includes CF19-3A jaws for 1/4–1-1/16" diameter springs on small, air-cooled engines and CF19A5 jaws for both 17 and 20.8 mm diameter springs on Honda® engines

CF700C Air-Operated C-Clamp Compressor (7/8–2-1/2" capacity)

- 7/8–2-1/2" capacity
- Operates on 90–150 PSI, but develops up to 3x output pressure
- Tool measures 1 x 8"

CF700C-2 Replacement Jaw Set

- Medium, offset jaws with 1–2" capacity
- For CF811 and CF700



YA9140B



VST100



YA9140B-LDT

Valve Spring Compressors

YA9140B Universal Valve Spring Compressor (Blue-Point®)

- Removes/installs the valve spring without removal of the cylinder head from the engine
- US and import servicing of single and double overhead cam engines, including Audi®, Chrysler®, Infiniti®, Honda®, Hyundai®, Lexus®, Mazda®, Mitsubishi®, Nissan®, Porsche®, Saturn®, Toyota®, Volvo® and VW® vehicles

VST100 Cam Operated Valve Spring Compressor (Blue-Point®)

- Eliminates the need for cylinder removal and the need to readjust tool to each spring
- Works on most overhead valve engines

YA9140B-LDT Lock Down Tool for YA9140B

- Allows technician ability to actuate compression tube even in tight, confined locations
- Allows compression of springs that are confined by brake boosters, AC housings and other factors
- Servicing valves is easier

Valve Spring Depressors

CG90 Valve Spring Depressor

- Self-leveling action compensates for any helix angle spring
- Jaw length can be adjusted
- Pulls with equal pressure on both jaws



CG90

Valve Spring Replacement Tools (Lexus)

M2112PK Timing Chain Holder For Lexus® vehicles (2 pk)

- Lexus® V6 Valve Spring Replacement Tool
- For Lexus® safety recall ALE
- M2112PK includes two M2112s as two are required to hold timing chain

Application:

- M2112PK holds timing chain during valve spring replacement or any other service requiring camshaft removal
- Saves technician time as the engine can be turned over with the cam shaft out and with the timing chain installed

M2113 For VVT Gear Holder Lexus® Vehicles

- Lexus® V8 Valve Spring Replacement Tool
- For Lexus® engine designation 1 UR-FSE 4.6 L V8
- For Lexus® safety recall ALE

Application:

- M2113 holds the intake VVT gear during valve spring replacement
- Saves technician time as the engine can be turned over with the cam shaft out and with the VVT gear in and timing chain installed
- M2113 can be used instead of using wire ties



M2112PK



M2113



• Read safety precautions on pages W1 to W4

CYLINDER: SERVICE TOOLS



WR30A

Ridge Reamer

WR30A 3-5" Ridge Reamer (Blue-Point®)

- Lathe type reamer is for 3"-5" diameter cylinders
- Centers itself in cylinder



GA3627

Cylinder Bore Gauge

GA3627 Cylinder Bore Gauge

- Measure cylinder wear without removing pistons
- Check cylinder diameter when used with micrometer
- Range is 2.6"-7" in .001" increments and measures to a bore depth of 8"
- Includes gauge, six extensions (0.2", 0.4", 0.6", 0.8", 1.0" and 2.0") plus storage case

PISTON: SERVICE TOOLS




PRS8

Ring Expanders

PRS8 Piston Ring Expander (Blue-Point®)

- Installs piston rings from 3/64-1/4" thick
- Eliminates breakage or distortion of rings
- 7" long



PRS10

PRS10 Piston Ring Expander (Blue-Point®)

- 2-3/4"-4-1/4" ring capacity
- Remove or install both step cut and diagonal cut rings
- Spring tension eliminates the need for adjustment

PRS12 Piston Ring Expander (Blue-Point®)

- Similar to PRS10 but with 4-1/2-7" ring capacity
- Excellent for heavy duty diesel applications



RC150A

Ring Compressors

RC150A Ring Compressor (Blue-Point®)

- Four band
- 3-1/2-7" capacity, 7" deep



RC50C

RC50C Ring Compressor (Blue-Point®)

- Two band
- 3-1/2-7" capacity, 3-1/2" deep



RC40C

RC40C Ring Compressor (Blue-Point®)

- Two band
- 2-1/8-5" capacity, 3-1/2" deep



RCL30

RCL30 Ring Compressor (Blue-Point®)

- One band
- 2-1/2-5" capacity
- May be disassembled and removed from around connecting rod when used on small aircraft, motorcycle or other engines that require the cylinder to be pushed over the piston during assembly



RCW60

RCW60 Ring Compressor (Blue-Point®)

- One band
- 3-5" capacity, 1-1/2" deep
- Low-friction wrinkle band construction with thumbscrew for precise adjustment
- Used on small aircraft and motorcycle engines where cylinders are pushed over piston during assembly



RC980

RC980 Ring Compressor Set (Blue-Point®)

- Works both horizontally and vertically with pliers grip handle
- Fine tooth ratcheting mechanism
- Includes six hardened steel bands: 2-7/8-3-1/8", 3-1/8-3-3/8", 3-3/8-3-5/8", 3-5/8-3-7/8", 3-7/8-4-1/8" and 4-1/8-4-3/8"



RC500

Ring Groove Cleaners

RC500 Piston Ring Groove Cleaner (Blue-Point®)

- For pistons with grooves of 5/64, 3/32, 1/8, 5/32 and 3/16" with diameters from 2-1/2-5"



RC510A

RC510A Piston Ring Groove Cleaner (Blue-Point®)

- For pistons with grooves of 5/64, 3/32, 1/8, 5/32 and 3/16" with diameters from 1-5"



A57Q Bushing Remover/Insertor Set

- For standard and specialized bronze, steel, rubber or Enlox bushings
- Range of adaptor sizes covers nearly all shackle and steering bushings
- New bushings are inserted by tightening screw, which forces the bushing into place without hammering
- Sleeve permits forcing out of old bushings
- Useful where limited space prevents driving them out
- Five smallest adaptors are used only with the smallest driver

Stock No.	Description
A57CA	Screw
A57-35	Screw
A57-3	Washer
A57-37	Sleeve Adaptor
A57-39	Sleeve Adaptor
A57-41	Sleeve Adaptor
A57-38	Sleeve Adaptor
A57-36	Sleeve
A57-27	Puller

Stock No.	Dimension, inches O.D.	Dimension, inches small O.D.	Dimension, inches large I.D.	Dimension, inches large O.D.
A57-15	Bushing Driver for Adaptors A57-16–A57-26			
A57-16	.339	.434	—	—
A57-17	.430	.497	—	—
A57-26	.492	.622	—	—
A57-18	—	.493	—	.559
A57-25	—	.554	—	.684
A57-14A	Bushing Driver for Adaptors A57-8–A57-20			
A57-8	.555	.622	—	—
A57-19	.601	.668	—	—
A57-7	.618	.747	—	—
A57-6	.678	.809	—	—
A57-5	.728	.856	—	—
A57-24	.742	.997	—	—
A57-10	.789	.918	—	—
A57-11	—	.851	—	.980
A57-22	—	.907	—	1.046
A57-12A	—	.919	—	1.027
A57A13	—	.993	—	1.122
A57-46	—	1.034	—	1.136
A57-20	—	1.055	—	1.184
A57-23A	—	1.101	—	1.230
A57-45	—	1.250	1.125	—
A57-42	—	1.406	1.187	—
A57-48	1.206	1.500	—	—
A57-29	1.222	1.372	—	—
A57-40	1.367	1.625	—	—
A57-44	—	1.812	1.375	—
A57-43	—	—	1.625	2.000
A57-47	—	—	1.859	2.000
A57-49	—	—	—	13/16 opening
A57-51	—	—	—	17/32 opening
A57-50	—	—	—	1-3/8 opening



• Read safety precautions on pages W1 to W4

BUSHING/SEAL: DRIVER SETS

Heavy Duty Metric Bushing Driver Set

A261M Metric Bushing Driver Set

- Includes an extra large driver handle and adaptors in 40 mm 80 mm sizes
- Packaged in PB117 storage box



A261M

Stock No.	Description
A257-1	Large Driver Handle
A257-5	Driver Nut
A261M1	Adaptor (40–44 mm)
A261M2	Adaptor (42–45 mm)
A261M3	Adaptor (45–48 mm)
A261M4	Adaptor (48–52 mm)
A261M5	Adaptor (50–53 mm)
A261M6	Adaptor (55–60 mm)
A261M7	Adaptor (60–65 mm)
A261M8	Adaptor (65–70 mm)
A261M9	Adaptor (70–75 mm)
A261M10	Adaptor (75–80 mm)
PB117	Storage Case

Heavy Duty Bushing Driver Sets

A257 Complete Heavy Duty Bushing Driver Set

- Complements the A157C set by adding 27 larger adaptors for transmission work as well as many other automotive and industrial applications
- Industrial finish
- Set is arranged in PB27 storage box



A257

Stock No.	I.D., inches	O.D., inches
A257-1	Large Driver Handle	—
A157-5	Driver Nut, 1/2"-20	—
A257-23	1-5/16	1-7/16
A257-24	1-3/8	1-1/2
A257-25	1-7/16	1-9/16
A257-26	1-1/2	1-5/8
A257-27	1-9/16	1-11/16
A257-28	1-5/8	1-3/4
A257-29	1-11/16	1-13/16
A257-30	1-3/4	1-7/8
A257-31	1-13/16	1-15/16
A257-32	1-7/8	2
A257-33	1-15/16	2-1/16
A257-34	2	2-1/8
A257-35	2-1/16	2-3/16
A257-36	2-1/8	2-1/4
A257-37	2-3/16	2-5/16
A257-38	2-1/4	2-3/8
A257-39	2-5/16	2-7/16
A257-40	2-3/8	2-1/2
A257-41	2-7/16	2-9/16
A257-42	2-1/2	2-5/8
A257-43	2-9/16	2-11/16
A257-44	2-5/8	2-3/4
A257-45	2-11/16	2-13/16
A257-46	2-3/4	2-7/8
A257-47	2-13/16	2-15/16
A257-48	2-7/8	3
A257-49	2-15/16	3-1/16
PB27	—	—

Standard Bushing Driver Set

A157C Standard Bushing Driver Set

- Adaptors held on drivers with knurled nut
- Small and medium drivers (A157-3 and A157-2) fit all smaller bushings (A157-6–A157-12); large driver (A157-1) fits remaining bushings (A157-13–A157-22)
- Set comes packaged in PB20 storage box



A157C

Stock No.	I.D., inches	O.D., inches
A157-1	Large Driver Handle	—
A157-2	Medium Driver Handle	—
A157-3	Small Driver Handle	—
A157-4	Driver Nut, 5/16"-24	—
A157-5	Driver Nut, 1/2"-20	—
A157-6	3/8	7/16
A157-22	15/32	17/32
A157-7	7/16	1/2
A157-8	1/2	5/8
A157-9	9/16	11/16
A157-10	5/8	11/16
A157-11	5/8	3/4
A157-12	11/16	13/16
A157-13	3/4	7/8
A157-14	13/16	15/16
A157-15	7/8	1
A157-16	15/16	1-1/16
A157-17	1	1-1/8
A157-18	1-1/16	1-3/16
A157-19	1-1/8	1-1/4
A157-20	1-3/16	1-5/16
A157-21	1-1/4	1-3/8
PB20	—	—

A158B Heavy Duty Bushing Driver Set

- Includes eight basic adaptors for servicing bushings on trucks, tractors and buses
- Adaptors are secured to threaded driver shaft by knurled nut
- Industrial finish
- Set comes packaged in PB34 storage box



A158B

Stock No.	I.D., inches	O.D., inches
A257-1	Large Driver Handle	—
A157-5	Driver Nut, 1/2"-20	—
A257-23	1-5/16	1-7/16
A257-24	1-3/8	1-1/2
A257-25	1-7/16	1-9/16
A257-26	1-1/2	1-5/8
A257-27	1-9/16	1-11/16
A257-28	1-5/8	1-3/4
A257-29	1-11/16	1-13/16
A257-30	1-3/4	1-7/8
PB34	—	—

Seal Driver Set

A1306-1-1 Bolt and Washer

- Adaptor mounting

Stock No.	Description
A1306-1-1	Bolt and Washer

Standard Metric Bushing Driver Set

A160M Metric Bushing Driver Set

- Includes three driver handles and adaptors
- Sizes: 10–42 mm
- Packaged in PB118 storage box



Stock No.	Description
A157-1	Large Driver Handle
A157-2	Medium Driver Handle
A157-3	Small Driver Handle
A157-4	Driver Nut, 5/16"-24
A157-5	Driver Nut, 1/2"-20
A160M1	Adaptor (10–12 mm)
A160M2	Adaptor (12–14 mm)
A160M3	Adaptor (14–16 mm)
A160M4	Adaptor (15–17 mm)
A160M5	Adaptor (16–18 mm)

Stock No.	Description
A160M6	Adaptor (18–20 mm)
A160M7	Adaptor (20–22 mm)
A160M8	Adaptor (22–24 mm)
A160M9	Adaptor (25–27 mm)
A160M10	Adaptor (28–30 mm)
A160M11	Adaptor (30–34 mm)
A160M12	Adaptor (32–36 mm)
A160M13	Adaptor (35–40 mm)
A160M14	Adaptor (38–42 mm)
PB118	Storage Case

Dead Blow Hammer

HLE24 24 oz Dead Blow Piston Hammer

- Made of material that will not damage the piston
- Shot filled head drastically reduces rebound
- Head length is 7-3/4"

- Diameter is 1-1/4–1-1/2" with a reach of 5-1/2" to the handle shoulder
- Overall length is 12-3/4"



Bearing Race and Seal Drivers

- Two different disk materials (aluminum or steel) allows optimization to component type
- Sets fit most standard wheel bearing sizes including late model 4X4 vehicles
- Snap-on® "crown" striking handle for comfort and protection from off-center blows
- Handle features a ball-detent for easy disk attachment and removal; no screws to lose

Stock No.	Description	Size/Diameter	Set Contains:	
			A1310B	A1310SB
A1310B-1	Driver Handle	9-3/4" Length	•	•
A1310B-2	Driver Disk, Alum	1.565" Dia	•	
A1310B-3	Driver Disk, Alum	1.75" Dia	•	
A1310B-4	Driver Disk, Alum	1.965" Dia	•	
A1310B-5	Driver Disk, Alum	2.325" Dia	•	
A1310B-6	Driver Disk, Alum	2.47" Dia	•	
A1310B-7	Driver Disk, Alum	2.555" Dia	•	
A1310B-8	Driver Disk, Alum	2.83" Dia	•	
A1310B-9	Driver Disk, Alum	2.995" Dia	•	
A1310B-10	Driver Disk, Alum	3.18" Dia	•	

Stock No.	Description	Size/Diameter	Set Contains:	
			A1310B	A1310SB
A1310B-11	Case	—	•	•
A1310SB-2	Driver Disk, Steel	1.565" Dia		•
A1310SB-3	Driver Disk, Steel	1.75" Dia		•
A1310SB-4	Driver Disk, Steel	1.965" Dia		•
A1310SB-5	Driver Disk, Steel	2.325" Dia		•
A1310SB-6	Driver Disk, Steel	2.47" Dia		•
A1310SB-7	Driver Disk, Steel	2.555" Dia		•
A1310SB-8	Driver Disk, Steel	2.83" Dia		•
A1310SB-9	Driver Disk, Steel	2.995" Dia		•
A1310SB-10	Driver Disk, Steel	3.18" Dia		•

Stock No.	Description (Chart)
A1306-1	Handle (5-3/4" long)
A1306-2	Collar (1-9/16" long)
A1306-3	Collar (1-3/4" long)
A1306-4	Collar (1-31/32" long)
A1306-5	Collar (2-5/16" long)
A1306-6	Collar (2-17/32" long)
A1306-7	Collar (2-15/32" long)

A1310A Bearing Race and Seal Driver Set (Blue-Point®)

- Collars fit most standard wheel bearing sizes
- Three largest sizes fit most late model four wheel drive vehicles



ASD1 Universal Adjustable Bearing Race/Seal Driver

- 3-stepped jaws quickly adjust to accommodate bearing races and seals from 0.7–3.39" (18–86 mm) eliminating the need for a driver and several different heads
- Step 1 jaw range: 0.7–2.2" (18–56 mm)
- Step 2 jaw range: 1.5–3.0" (39–77 mm)
- Step 3 jaw range: 1.89–3.4" (48–86 mm)
- Total depth/reach: 1.57" (40 mm)
- Can be used on domestic, Asian and European-built vehicles, including motorcycles
- Takes up less space in your tool storage than a typical bearing race/seal driver set



• Read safety precautions on pages W1 to W4

COVERS



JCKS6A



JCKS7A



JCK7DBL



JCK8



JCK15D

Fender Covers

JCKS6A Fender Cover

- Raised ribbing along the center section provides tool holding space
- Less susceptible to creasing
- Measures 21" wide by 30" long

JCKS7A Fender Cover

- Red
- High density sponge rubber laminated to vinyl provides better protection and adherence to the fender
- Less susceptible to creasing
- Measures 22.5" wide by 30" long for use on vehicles with broad fenders

JCK7DBL Fender Cover

- Measures 26" W x 36" L (660.4 x 914.4 mm)
- For use on shorter fenders of most new vehicles
- High density sponge rubber laminated to vinyl provides better protection and adherence to the fender

- Less susceptible to creasing
- Raised ribbing along center section provides tool holding space

JCK7D Fender Cover

- Measures 26" wide by 36" long (660.4 x 914.4 mm) for use on shorter fenders of most new vehicles
- High density sponge rubber laminated to vinyl provides better protection and adherence to the fender
- Less susceptible to creasing
- Raised ribbing along center section provides tool holding space
- Use on front axle hub of 2007 Toyota® Tundra®

JCK8 Fender Cover

- Measures 26"W x 36"L
- Nonslip, non-absorbent surface conforms to the fender of any vehicle
- Easy to clean with soap and water

JCK8G Fender Cover

- Universal – conforms to the fender of any vehicle
- Easy to clean – just use soap and water
- Non-slip surface – won't slide off of vehicle
- Non-absorbent material
- Measures –26" wide by 36" long

JCK80 Fender Cover

- Universal – conforms to the fender of any vehicle
- Easy to clean – just use soap and water
- Non-slip surface – won't slide off of vehicle
- Non-absorbent material
- Measures –26" wide by 36" long

JCK15D Fender Cover

- Heavy duty vinyl material protects all surfaces
- Measures 29 x 52" (742 x 1320 mm)



SEATCOVERBLU



SEATCOVERDLX



SEATCOVERRED



SEATCOVERCAM

Seat Covers

- Universal fit for virtually all vehicles
- Premium weight, durable fabric
- Water-resistant and machine washable
- Seat-lever compatible
- In-seat seat belt compatible

SEATCOVERBLU Snap-on Racing® Seat Cover**SEATCOVERDLX Deluxe Seat Cover****SEATCOVERRED Snap-on Racing® Seat Cover****SEATCOVERCAM Deluxe Seat Cover**

Fuel Tank Cover

KAC1224TCA Motorcycle Gas Tank Cover

- Fits Harley-Davidson® Dyna, Softail® and Touring models
- Fits various models of Yamaha®, Victory®, Triumph® and Kawasaki® motorcycles plus many more
- Non-marring cover uses a non-abrasive inner liner that will not slide off



KAC1224TCA



Standard Creepers

Stock No.	Color	Overall Size, inches	Pad Length	Pad Width	Number of Casters	Caster Diameter
JCW62BL	Black	40 L x 17 W x 4 H	39"	11"	6	2-1/2"
JCW62R	Red	40 L x 17 W x 4 H	39"	11"	6	2-1/2"
JCW62WLD	—	40 L x 17 W x 4 H	39"	11"	6	2-1/2"
JCW62O	Orange	40 L x 17 W x 4 H	39"	11"	6	2-1/2"
JCW62G	Green	40 L x 17 W x 4 H	39"	11"	6	2-1/2"
JCW62MAX4	Realtree® MAX-4®	40 L x 17 W x 4 H	39"	11"	6	2-1/2"
JCW62PCM	Blue	40 L x 17 W x 4 H	39"	11"	6	2-1/2"



JCPW42R



JCW45ABL

Specialty Creepers

JCPW42R Flat-Oval Big Wheel Creeper

- New flat-oval tubing eliminates sharp corners and provides increased comfort
- 13" wide pad for greater support
- 6" rubber casters provide a smooth ride over tough terrain
- Solid plywood core for strength and durability
- High density foam pad with integrated headrest
- Heavy duty vinyl cover

JCW45ABL Premium Creeper

- New improved molding process provides stronger caster retention and increased durability
- New caster profile reduces rolling resistance and increases maneuverability
- Improved ground clearance reduces dragging over obstacles
- Integrated storage trays and handles for added convenience
- Chemical-resistant polyethylene body helps withstand tough shop conditions
- 38" L x 17" W x 4.75" H



JCW67BL



JCW67R



JCW67G

Heavy Duty Creepers

Stock No.	Color	Overall Size, inches	Pad Length	Pad Width	Number of Casters	Caster Diameter
JCW67BL	Black	40 L x 17 W x 4 H	39"	11"	6	2-1/2"
JCW67R	Red	40 L x 17 W x 4 H	39"	11"	6	2-1/2"
JCW67O	Orange	40 L x 17 W x 4 H	39"	11"	6	2-1/2"
JCW67G	Green	40 L x 17 W x 4 H	39"	11"	6	2-1/2"
JCW67MAX4	Realtree® MAX-4	40 L x 17 W x 4 H	39"	11"	6	2-1/2"



- Do not stand on or use as a cart
- Read safety precautions on pages W1 to W4

CREEPERS




Heavy Duty Creepers

Stock No.	Pad Color	Overall Size, inches	Pad Length	Pad Width	Number of Casters	Caster Diameter
JCW72BL	Black	40 L x 22 W x 5-3/4 H	39"	13"	4	4"
JCW72R	Red	40 L x 22 W x 5-3/4 H	39"	13"	4	4"



Heavy Duty Adjustable Creepers

Stock No.	Description	Color
JCW77BL	Flat-Oval Adjustable Heavy-Duty Creeper	Black
JCW77R	Flat-Oval Adjustable Heavy-Duty Creeper	Red



Seat Creepers With Drawer

Stock No.	Color	Overall Size, inches	Seat Size, inches	Drawer Size, inches
JCW80ABL	Black	14-1/4 L x 19 W x 15 H	10 L x 14-1/4 W	9-7/8 L x 11-1/2 W x 1-3/4 D
JCW80AG	Green	14-1/4 L x 19 W x 15 H	10 L x 14-1/4 W	9-7/8 L x 11-1/2 W x 1-3/4 D
JCW80AO	Orange	14-1/4 L x 19 W x 15 H	10 L x 14-1/4 W	9-7/8 L x 11-1/2 W x 1-3/4 D
JCW80AR	Red	14-1/4 L x 19 W x 15 H	10 L x 14-1/4 W	9-7/8 L x 11-1/2 W x 1-3/4 D
JCW80AMAX4	Realtree Max 4®	14-1/4 L x 19 W x 15 H	10 L x 14-1/4 W	9-7/8 L x 11-1/2 W x 1-3/4 D

Adjustable Bucket Seat Creepers

Stock No.	Color	Overall Size, inches	Seat Size, inches	Adjustment Range
JCW95BBL	Black	17-3/4 L x 15 W x 28-1/4 H	17-3/4 L x 10 W x 8 H	14–19-1/4"
JCW95BR	Red	17-3/4 L x 15 W x 28-1/4 H	17-3/4 L x 10 W x 8 H	14–19-1/4"



JCW95BR

Adjustable Seat Creepers

JCW90BBL Creeper Seat

- Heavy-duty 16 gauge, 1" steel tube frame
- New caster profile reduces rolling resistance and delivers increased maneuverability
- 380 lb weight capacity
- New memory foam seat is 12 x 12 x 2-1/8" thick
- Adjusts from 14–19-1/4" high
- Seat pad swivels 360°
- Steel storage tray measures 15 x 15" and has magnetic strip to hold small parts
- Overall dimensions: 15 L x 15 W x 21-1/2" H in fully extended position



JCW90BBL

Bucket Seat Creepers With Drawer

JCW85ABL Seat Creeper

- New caster profile reduces rolling resistance and increases maneuverability
- Integrated storage drawer and parts tray
- 16 gauge 1" steel frame
- Solid plywood core for strength and durability
- High density foam pad
- Heavy duty vinyl cover

JCW85AR Seat Creeper

- New caster profile reduces rolling resistance and increases maneuverability
- Integrated storage drawer and parts tray
- 16 gauge 1" steel frame
- Solid plywood core for strength and durability
- High density foam pad
- Heavy duty vinyl cover



JCW85ABL

Creeper Hangers

KRJC23AAPV Creeper Hanger

- Secures creepers to roll cabs
- Hanger hooks over lip of roll cab and screws down
- Adjustable to four different creeper widths
- Two hook bolts and a lock rod are included so creeper can be padlocked (not included)
- (US Patent #5,407,170)
- 16-13/16" length
- Black textured finish



KRJC23AAPV

Specialty Creepers

JCWEXT Under The Dash Creeper

- Snap-on® exclusive feature: 15–30" height adjustment range, which is ten inches taller than competitive units on the market
- Can be used on a wide variety of vehicles, from sports cars to full-sized trucks, with removable height extension bar
- Durable, powder coated metal frame with added bracing for improved stability when working on taller vehicles
- Tool-free height adjustment
- 300 lb working capacity



JCWEXT



- Do not stand on or use as a cart
- Read safety precautions on pages W1 to W4

MEASURING: MICROMETERS AND SETS



MIC1B



MIC103B



MIC1MB



MIC103MB

Digital Micrometers

- Standard reading in .001" increments on mechanical digital display
- Vernier style reading in .0001" increments
- Large easy to handle insulated frame, carbide tipped anvils, positive locking clamp and ratchet stop thimble

Stock No.	Range, inches	Increments, inches
MIC1B	0–1	.0001
MIC2B	1–2	.0001
MIC3B	2–3	.0001
MIC4B	3–4	.0001
MIC5B	4–5	.0001

MIC103B SAE Set (Blue-Point®)

- MIC1B, MIC2B and MIC3B in fitted case with standards

Metric Digital Micrometers

- Standard reading in .01 mm increments on mechanical digital display
- Large easy to handle insulated frame, carbide tipped anvils, positive locking clamp and ratchet stop thimble

Stock No.	Range, mm	Increments, mm
MIC1MB	0–25	0.01
MIC2MB	25–50	0.01
MIC3MB	50–75	0.01
MIC4MB	75–100	0.01
MIC5MB	100–125	0.01

MIC103MB Digital Metric Micrometer Set (Blue-Point®)

- MIC1MB, MIC2MB and MIC3MB in fitted case with standards



MIC3-4E



MIC0-3E



MICB1B



MICB103B

Electronic Micrometers

Stock No.	Range	MIC0-3E
MIC0-1E	0–1" (0–25.4 approx. mm)	•
MIC1-2E	1–2" (25.4–50.8 approx. mm)	•
MIC2-3E	2–3" (50.8–76 approx. mm)	•
MIC3-4E	3–4" (76–101 approx. mm)	
MIC4-5E	4–5" (101–127 approx. mm)	

MIC0-3E 3 pc Electronic Micrometer Set

- Supplied in protective metal case with foam insert
- Foam insert with (two) extra pockets for additional micrometers (3–4 and 4–5")
- Supplied with (two) standards 1 and 2"
- Accuracy (in) ± 0.0001 ", (mm) ± 0.002 mm
- Includes a large, easy-to-read, high-contrast LCD digital readout
- Hard and stable one-piece friction thimble permits one-hand operation of micrometer and uniform contact pressure
- No-glare satin chrome finish on thimble and sleeve minimizes annoying surface glare under bright lights indoors
- Balanced frame design for comfortable and accurate measuring
- Hardened, CNC machine ground and hand lapped spindle screw
- Inch/millimeter metric conversion provides simple, universal, standardized unit of measurement at any position
- Measurement hold button
- Micro-lapped carbide measuring faces
- Preset button to install any reading at any position
- Automatic off functionality

Outside Micrometers

Stock No.	Range, inches	Increments, inches	MICB103B
MICB1B	0–1	.0001	•
MICB2B	1–2	.0001	•
MICB3B	2–3	.0001	•
MICB4B	3–4	.0001	
MICB5B	4–5	.0001	

MICB103B SAE Set (Blue-Point®)

- Includes: MICB1B, MICB2B, MICB3B (3 pc) in fitted case with standards



MICED1B



MICINSIDE12

MICED1B Electronic Digital Micrometer (Blue-Point®)

- Display reads to 0.00005" (0.001 mm)
- Zero set for absolute and incremental measuring modes
- Auto shutoff after ten minutes
- Insulated frame, hardened body, carbide-tipped anvil, positive locking clamp and ratchet stop thimble

MICINSIDE12 7 pc Inside Micrometer Set (Blue-Point®)

- Range is 2–12" in .001" increments
- Includes inside micrometer head and a series of coil spring pressure contact rods

MEASURING: MICROMETERS AND SETS

Mechanical Micrometers

MICM0-4 Mechanical Micrometer Set 0-4"

- No-glare satin chrome finish which resists rust
- Advanced sleeve design with staggered lines and distinct figures for precise and easy readability
- Insulated frame for prevention of temperature related expansion and contraction
- Provides quick and easy adjustment
- Reading in ten-thousandths of an inch (.0001") with a vernier scale on the sleeve



MICM1

Set Contains:

Stock No.	Range, inches	
MICM1	0-1	•
MICM2	1-2	•
MICM3	2-3	•
MICM4	3-4	•



MICM0-4

MEASURING: SMALL HOLE AND TELESCOPING GAUGE SETS



MIC22

Micrometer Test Gauges

- Test gauges are used as micrometer standards
- Accuracy meets Federal Specifications

Stock No.	Size
MIC22	1"
MIC32	2"
MIC42	3"
MIC52	4"
MIC2M2	25 mm
MIC3M2	50 mm



DM6

Depth Micrometer Sets

Stock No.	Description	DM6
DM61	DM6 4" Rod (Blue-Point®)	•
DM62	DM6 5" Rod (Blue-Point®)	•
DM63	DM6 6" Rod (Blue-Point®)	•
DM64	DM6 7" Rod (Blue-Point®)	•
DM65	DM6 8" Rod (Blue-Point®)	•
DM66	DM6 9" Rod (Blue-Point®)	•
DM67	Micrometer Head (Blue-Point®)	•
PBDM6	DM6 Case (Blue-Point®)	•

DM6 7 pc Depth Micrometer Set (Blue-Point®)

- Measure depths of slots, counterbores, holes and keyways up to 6" in depth
- 4" satin chrome base for greater stability
- Graduated in .001" increments
- Includes (6) rods (4-9") and (1) micrometer head
- Includes storage case



MROUND4

Small Hole Gauge Set

Stock No.	Range, inches
CM4311	0.125-0.200
CM4312	0.200-0.300
CM4313	0.300-0.400
CM4314	0.400-0.500

MROUND4 Small Hole Gauge Set

- Knurled knob at handle for size adjustment
- Full round gauging surface with flat bottom

Dial Gauges

CM4374 Dial Indicator

- Range 1"
- Graduations .001"
- Continuous forward and reverse
- Reading with revolution counter
- Reading 0-100
- Diameter 2-1/4"
- Rack and pinion construction

Dial Test Indicator

CM6400 Dial Set

- Small dial indicator set
- .200" range with .001" graduations
- Easy-to-read black on white dial face
- Traditional fixed clamp-style attachment
- Excellent choice for machining applications



TEE6

TEE6 Telescoping Gauges

- Constant spring tension gives uniform contact pressure
- Both plungers are easily locked at any desired setting
- Handles are rigidly attached to the contact plungers and are automatically self-centering



MTEE6

Telescoping Gauges

Stock No.	Range, inches	TEE6	MTEE6
TEE6-1	5/16-1/2	•	
TEE6-2	1/2-3/4	•	
TEE6-3	3/4-1-1/4	•	
TEE6-4	1-1/4-2-1/8	•	
TEE6-5	2-1/8-3-1/2	•	
TEE6-6	3-1/2-6	•	
CM4349*	5/16-1/2		•
CM4350*	1/2-3/4		•
CM4351*	3/4-1-1/4		•
CM4352*	1-1/4-2-1/8		•
CM4353*	2-1/8-3-1/2		•
CM4354*	3-1/2-6		•

*Blue-Point®



• Read safety precautions on pages W1 to W4

MEASURING: CALIPERS/MAGNETIC BASE



CAL6EA



CAL6DA



CAL6V

Calipers

CAL6EA 6" Electronic Caliper

- Stainless-steel, .0005" resolution, and 0–6" measuring range
- Lightweight and comfortable
- Auto-off after 30 minutes, last measuring position is retained
- SAE/millimeter conversion reads .0005" or 0.01 mm
- Accuracy 0–4" (± 0.001 ") 4–6" (± 0.0015 ")
- Accuracy 0–100 mm (± 0.025 mm) 100–150 mm (± 0.04 mm)
- Hardened stainless-steel body
- At .320" the digits on this tool are easy to read
- Beryllium copper gib in slide assembly and polished bar guarantees smooth operation
- Integrated depth rod
- Fine adjustment thumb wheel
- Zero at any position
- Supplied in storage case with foam insert

CAL6DA 6" Dial Caliper

- White faced dial caliper, 0–6" range, .001" graduations
- Accuracy (in) ± 0.001
- Sharp, clear dial graduations
- Adjustable bezel
- Double rack pinion gears provides anti-backlash control
- Hardened stainless-steel, all metal construction
- Beryllium copper gib in the slide assembly and polished bar guarantees smooth operation
- Depth rod covers rack to protect against damage
- Lock screw for sliding jaw and dial bezel
- Fine adjustment thumb wheel
- Supplied in plastic case with foam insert

CAL6V 6" Vernier Caliper

- Caliper includes metric/inch readings, 150 mm/6" range, .02 mm/.001" graduations
- Accuracy (in) 0–4" (± 0.001 ") 4–6" (± 0.0015 ")
- Accuracy (mm) ± 0.025 mm per 300 mm
- Lock screw for sliding jaw
- Hardened stainless-steel depth rod
- Sharp, black graduations on satin chrome finish bar
- Laser etching on the vernier plate and bar guarantees an easy-to-read caliper
- Beryllium copper gib in the slide assembly and polished bar guarantees smooth operation
- Supplied in plastic case with foam insert



MCAL6A



MCAL12A



PMF147A

Calipers (Blue-Point®)

MCAL6A Electronic Digital Caliper

- Range is 0–6" (0–150 mm) in 0.0005" (0.01 mm) resolutions
- Use for inside, outside, depth and step measurements
- Inch/metric conversion with one button
- Hardened stainless-steel frame
- Large LCD display

MCAL12A Electronic Digital Caliper (Blue-Point®)

- Essential tool for working on larger vehicles, trucks, tractors and earth moving equipment
- Range is 0"–12" (0 mm-305 mm) in 0.0005" (0.01 mm) resolutions
- Use for inside, outside, depth and step measurements
- Inch/metric conversion with one button
- Large LCD display with floating zero set
- Locking nut and thumb roll for smooth action

PMF147A US/Metric Dial Type Caliper (Blue-Point®)

- Range is 0"–6" (0 mm 150 mm) in 0.001" (0.1 mm) increments
- Includes storage case

MEASURING: DIAL TEST INDICATOR GAUGES



GA1UD



GA1D

Dial Gauges

GA1UD Universal Back Plunger Dial Indicator

- Range .200"
- Accurate, reliable and simple to operate
- Rugged, with few moving parts
- Smooth in operation
- Indicator with three contact points and adaptor
- Shank diameter is 1/4" (6.3 mm)
- Knurled bezel

GA1D Dial Indicator

- Range 1.000"
- Dial Indicator has shockless, hardened steel gear train and jewel bearings
- Massive bridge for rigid bearing support
- Unbreakable crystal
- Rugged simple unit construction with a universally fitting design
- Hardened stainless-steel stem, gears and pinions
- Sharp bezel serrations for positive grip

MEASURING: DIAL TEST INDICATOR GAUGES



GA3400



GA3640



GA3645



GA3634



GA3450

Dial Test Indicator Sets

GA3400 Universal Dial Test Indicator Set

- Small dial indicator set
- .200" range with .001" graduations
- Easy-to-read white on black dial face
- Traditional fixed clamp-style attachment
- Excellent choice for machining applications

GA3640 Long Range Dial Test Indicator Set

- All purpose indicator set
- Indicator with 0–1" range and .0005" graduations
- Easy-to-read white on black dial face
- Magnetic base attaches to flat surface
- Checks ball joint, tie rod, cam and valve guide wear, wheel rim, flywheel and disc brake runout
- Dial is continuous with revolution counter
- Bezel may be rotated for any setting point
- Includes powerful magnetic base with post, stepped rod and clamps along with contact, rod connector and indicator holding clamp
- Includes storage case

GA3645 Long Range Dial Test Indicator Set

- All purpose indicator set
- Indicator with 0–1" range and .0005" graduations
- Easy-to-read white on black dial face
- Conforming magnetic base for more mounting options
- Checks ball joint, tie rod, cam and valve guide wear, wheel rim, flywheel and disc brake runout
- Dial is continuous with revolution counter
- Bezel may be rotated for any setting point
- Base includes adjustable swivel clamp for post and rod
- Includes storage case

CM6564550 Storage Case

- Fits GA3645 long range dial test indicator set

GA3634 Ball Joint/Disc Brake Test Indicator Set

- All purpose indicator sets
- Perfect for general use
- Indicator with 0"-1" range and .0005" graduations

- Easy-to-read white on black dial face
- GA3640 uses a fixed magnetic base
- GA3645 uses a conforming magnetic base for more mounting options
- GA3634 uses locking pliers and a flexible gooseneck for non-magnetic applications and difficult areas
- Ideal for brake and undercar work

GA3450 Universal Pinion Depth Gauge

- Allows quick and accurate pinion depth set for all aftermarket gear sets
- Works on OEM gear sets with pre-measurement of pinion depth
- Incorporates a swing arm assembly and indicator holder
- Indicator and three precision setting masters
- Gauge and components are stored in CM6547050 Case
- GA3450 is also included in the GA3460 Master Rear Axle Set

Dial Test Indicator Set Specifications

Stock No.	Range	Graduations	Reading
GA3400	.200"	.001"	0–100
GA3640	1.00"	.0005"	0–50
GA3645	1.00"	.0005"	0–50
GA3634	1.00"	.0005"	0–50
GA3450	0.00–4.00"	.0005"	0–50



GA3625A



GA3601



GA3609

Timing Gauges

GA3625A Timing Gauge (Blue-Point®)

- 2 cycle and small engine timing gauge
- 0-1" indicator with 0.001" graduations
- Easy to read white on black dial face
- 14 and 18 mm adaptors included
- For finding top dead center

Contact Points and Extensions

GA3601 Dial Indicator Extension

- Use with GA3400, GA3634, GA3640 and GA3645 dial test indicators
- 4-48 female thread allows the extension of any contact point for special applications
- 6" long

GA3609 Contact Point Set

- Use with GA3400, GA3634, GA3640 and GA3645 dial test indicators
- 4-48 female thread allows the extension of any contact point for special applications
- Extensions can be joined together to extend reach
- Contact points feature a polished tip with radius end and are manufactured from hardened steel
- Includes four 1" extensions, four contact points (0.2", 0.4", 0.6" and 0.8") plus holder for set components



• Read safety precautions on pages W1 to W4

MEASURING: DIAL TEST INDICATOR GAUGES



CM6416

Magnetic Bases

CM6416 Magnetic Holder

- Magnet has on/off switch
- Base is 2-3/8 x 1-7/8 x 2-1/2"
- Post is 7 x 15/16"
- Rod is 6 x 25/64"
- Will grip flat or curved metal surfaces

GA1FPMB Flex-O-Post Magnetic Base

- Complete assembly is for use with all test, back-plunger, AGD, dial and miniature dial indicators
- The flexible post is an assembly of short tubular steel sections and precision ball joints, linked by an internal steel cable
- The indicator snug on the end of the post can be rotated through 360° and locked in any position
- This makes it possible to use indicators in awkward places that are hard to reach with conventional holding devices
- Assembled to the magnetic base, the post has a vertical reach of approximately 15" (380 mm) and a horizontal reach of approximately 10" (250 mm)



GA1FPMB



GA3JAMB

- The base has three precision-ground magnetic contact surfaces
- V-step holds base to arbors, shafts, chucks

GA3JAMB Triple Joint Arm Magnetic Base

- This versatile indicator holder has three pivots available for positioning the indicator where needed
- All pivots are controlled by one tightening knob
- Works with any indicator with a 3/8" (9.5 mm) stem, standard dovetail mount, body clamp or with a 1/4" (6.3 mm) or 3/16" (4.7 mm) shank
- The working area is within a hemisphere having a radius of approximately 12" (300 mm)
- The very sensitive fine-adjustment is located on the magnetic base to eliminate indicator deflection when it is being adjusted

LEVELS AND FEELER GAUGES



TL900L



YA328A

TL900L 9" Aluminum Lighted Level (Blue-Point®)

- Lighted level for more accurate readings under all conditions
- Machined Billet Aluminum for added durability
- Rare earth magnets attach to ferrous surfaces
- 45°, 90° and 180° scales for flexibility
- Auto shutoff feature after ten minutes extends battery life
- Uses two AAA alkaline cells (included)

YA328A Magnetic Angle Locator (Blue-Point®)

- Ideal for checking drive shaft angle
- Red degree indicator located behind numbers for exact reading of graduations
- SAE and metric scales molded into base of tool in 1/8" and centimeters
- Large 1-7/8 x 7/8" magnet in base for secure retention

MEASURING: FEELER GAUGES



FB316B



FB326B

Ignition

Stock No.	No. of Blades	Blade Dimensions, inches	Blade Size	Increments	Description
FB316B	18	1/4 x 1-3/4	.010, .012, .013, .015-.022, .024-.026, .028, .030, .032, .035"	.001"	Short Blade, Ignition/Spark Plug Gauge Set, double stamped with SAE and metric sizes
FB326B	26	1/2 x 3	.008, .010, .012, .013, .015, .017, .018, .020, .022, .024, .026, .028, .030, .032, .035"	.001"	Double stamped with fractional and metric sizes



General Use

Stock No.	No. of Blades	Blade Dimensions, inches	Blade Size	Increments	Description
FB310B	13	1/2 x 3	.001, .0015, .002-.008, .010, .012, .013, .015"	—	Double stamped with fractional and metric sizes
FB325A	25	1/2 x 3	.0015, .002-.025"	.001"	General Use Feeler Gauge (25 blades)
FB335	35	1/2 x 3	.0015, .002-.035"	.001"	Swedish Steel Feeler Blade
FBL325A	25	1/2 x 12	.0015, .002-.021, .025, .027, .030, .040"	.001"	Long blade, double stamped with US and metric sizes
FBM320	20	1/2 x 3	.05-1 mm	.05 mm	Metric Feeler Gauge Set
FB31S	31	1/2 x 3	.0015-.035"	—	—



Diesel

Stock No.	No. of Blades	Blade Dimensions, inches	Blade Size	Increments	Description
FB307D	14	1/2 x 4-1/2	.008, .011-.014, .016, .018, .020, .023-.025, .027, .029"	.001"	Bent Blade Cummins® Diesel, blade ends are bent at 90° angle; blades are secured on FB307C1 ring



Bent And Step Blades

Stock No.	No. of Blades	Blade Dimensions, inches	Blade Size	Increments	Description
FB300A	25	1/2 x 3	.006-.030"	.001"	Feeler Gauge Set, blade ends are angled at 45°
FB308D	12	1/2 x 3	.008-.010, .011-.013, .013-.015, .014-.016, .015-.017, .017-.019, .018-.020, .020-.022, .023-.025, .025-.027, .028-.030"	.001"	Step Feeler Gauge Set
FB322	22	1/2 x 3-3/8	.004-.006, .025-.027"	.001"	"Go-No" blades with 2 sizes each
FB328A	2	1/2 x 3	.011-.013, .013-.015"	—	For valve adjustment on GM® 8.2 L engines, double stamped with SAE and metric sizes
FBM322	2	1/2 x 3	.20-.30, .40-.50 mm	—	10-3/4" long bent handle



• Read safety precautions on pages W1 to W4

MEASURING: FEELER/SPARK PLUG GAUGES

Specialty Feeler Gauges

Stock No.	No. of Blades	Blade Dimensions, inches	Blade Size	Increments	Description (Chart)
FB3330	10	1/2 x 4	.010, .012, .014, .016, .018, .020, .022, .024, .027, .030"	.001"	Double stamped with fractional and metric sizes
FB305A	6	1/2 x 3	.006, .008, .010, .01", .014, .016"	.002"	Non-magnetic, double stamped fractional and metric sizes



FB3330



FBP10



FB305A



FBS5

FB3330 Easy Grip Feeler Gauge Set (Blue-Point®)

- Double stamped with SAE and metric sizes
- Ten feeler gauges with orange screwdriver-type handles
- Blades feature a 45° offset for use on valve tappets and air gapping applications
- Includes 10 blades—the sizes are .010–.030"

FBP10 Pocket Feeler Blade

- Flat, ramp style feeler gauge handles full range of spark plug gapping requirements from .020"-.080"
- Reverse side has metric scale to 2 mm
- Orange screwdriver-type handle with pocket clip, 5-1/2" length


FB305A Feeler Gauge (Blue-Point®)

- Non-magnetic feeler gauge set
- Double stamped with U.S. and metric sizes

Feeler/Gap Gauge Set

FBS5 Feeler and Gap Gauge Set (Blue-Point®)

- Five-piece set includes: FB300A bent blade feeler gauge, FB305A non-magnetic feeler gauge, and FB325A general use feeler gauge, plus GA461C and FB360C spark plug gap gauges in the FBS5-1 kit bag



FB301A



FB302A



FB303B



GA461C



FB360C



FB361A

Spark Plug Gauges/Gappers

FB301A Wire Gap for Point Ignition Systems Gauge (Blue-Point®)

- Includes eight wires in sizes .020", .022", .025", .028", .030", .032", .035" and .040" and electrode bender

FB302A Wire Gap for Aircraft, Motorcycle, and Small Engines Gauge

- Includes eight wires in sizes .015, .016, .018, .020, .025, .028, .030, .035" and electrode bender

FB303B Wire Gap for Electronic Ignition Systems Gauge

- Includes six wires in sizes .044", .045", .050", .054", .060" and .080" and electrode bender

GA461C Gap for Point Ignition Systems Gauge

- Includes six wires protruding 1/4" from edge of metal disc
- Wire sizes are .025", .030", .034", .035", .040" and .045"
- Built-in electrode bender
- Double stamped with decimal and metric sizes

FB360C Gap for Electronic Ignition Systems Gauge (Blue-Point®)

- Includes six wire sizes: .040", .044", .045", .050", .060" and .080"
- Double stamped with decimal and metric sizes


FB361A Gapper Gauge (Blue-Point®)

- Pocket size gapper features an inclined ramp for setting gap
- 1-1/2" diameter
- Range .020–.100"
- Double stamped with SAE and metric sizes

Decimal/Metric Conversion Chart

Decimal, inches	Metric, mm	Decimal, inches	Metric, mm	Decimal, inches	Metric, mm	Decimal, inches	Metric, mm	Decimal, inches	Metric, mm	Decimal, inches	Metric, mm
0.0010	0.025	0.007	0.178	0.015	0.381	0.023	0.584	0.031	0.787	0.042	1.067
0.0015	0.038	0.008	0.203	0.016	0.406	0.024	0.610	0.032	0.813	0.044	1.118
0.0020	0.051	0.009	0.229	0.017	0.432	0.025	0.635	0.033	0.838	0.046	1.168
0.0025	0.064	0.010	0.254	0.018	0.457	0.026	0.660	0.034	0.864	0.052	1.321
0.0030	0.076	0.011	0.279	0.019	0.483	0.027	0.686	0.035	0.889	0.054	1.372
0.0040	0.102	0.012	0.305	0.020	0.508	0.028	0.712	0.036	0.914	0.056	1.422
0.0050	0.127	0.013	0.330	0.021	0.533	0.029	0.737	0.038	0.965	0.060	1.524
0.0060	0.150	0.014	0.356	0.022	0.559	0.030	0.762	0.040	1.016	0.080	2.032

MEASURING: THREAD IDENTIFICATION



T1DG



T27GS



T28GM



T60K

Thread Identification

T1DG Drill Gauge

- Leaves the right amount of stock for approximately 65% full thread
- Easy-to-read white lettering on matte black finish
- Shows correct drill body size
- 60 holes with number sizes and decimal equivalents
- Made of hardened steel to resist wear
- Tested for accuracy and hardening

T27GS SAE Thread Gauge

- 27 leaves 1/4-28 TPI

T28GM Metric Thread Gauge

- 28 leaves
- .25 mm 2.5 mm
- Quickly determine the pitch of various threads

- Leaves on most gauges have a special narrow design, permitting checking of internal threads as well as external threads
- Clearly graduated on polished finish
- Locking device

T60K Thread Measurement Kit

- Drill gauge with both SAE and metric thread pitch gauges in one kit
- Drill Gauge provides correct sizing of a tap drill for any commonly sized machine screw tap in NF National Fine or NC National Coarse Thread Series (numbers 1-60 and .228-.040")
- Leaves on most gauges have a special narrow design, permitting checking of internal threads and external threads

- Leaves the right amount of stock for approximately 65% full thread
- Easy-to-read white lettering on matte black finish
- Shows correct drill body size
- 60 holes with number sizes and decimal equivalents
- Made of hardened steel to resist wear
- Tested for accuracy and hardening
- Clearly graduated on polished finish
- Locking device
- Fits in your pocket
- Packaged in red plastic box with foam insert

Feeler Blades and Holder

Feeler Gauge Blade (Blue-Point®)

Stock No.	Blade Size
FB6B0015	.0015"
FB6B002	.002"
FB6B0025	.0025"
FB6B003	.003"
FB6B004	.004"
FB6B005	.005"
FB6B006	.006"
FB6B007	.007"
FB6B008	.008"
FB6B009	.009"
FB6B010	.010"
FB6B011	.011"

Stock No.	Blade Size
FB6B012	.012"
FB6B013	.013"
FB6B014	.014"
FB6B015	.015"
FB6B016	.016"
FB6B017	.017"
FB6B018	.018"
FB6B019	.019"
FB6B020	.020"
FB6B021	.021"
FB6B022	.022"
FB6B023	.023"

Stock No.	Blade Size
FB6B024	.024"
FB6B025	.025"
FB6B026	.026"
FB6B027	.027"
FB6B028	.028"
FB6B029	.029"
FB6B030	.030"
FB6B032	.032"
FB6B035	.035"
FB6B040	.040"



FB6B040



• Read safety precautions on pages W1 to W4

MEASURING: MEASURING SETS



COMBOSQ3



SQUAREB12



SQUARECOMB12

Measuring Sets

COMBOSQ3 Combination Square

- Includes reversible lock bolt, scribe, spirit level in both square head and protractor head
- Direct reading double 180° protractor
- Forged and hardened steel heads with smooth black enamel finish
- Spring-tempered steel blade
- Blade has non-glare satin chrome finish
- Blade has deep, black filled, chemical machined graduations that will last a lifetime
- Supplied in protective plastic case with foam insert

SQUAREB12 Machinist's Measuring Set (Blue-Point®)

- Includes SQUAREB90 sliding head and RULER12BSQ steel rule in fitted storage case

SQUARECOMB12 Combination Measuring Set (Blue-Point®)

- Includes SQUAREB180 protractor, RULER12BSQ steel rule plus SQUAREB90 and SQUAREB45 sliding heads in fitted storage case

SQUAREB90 Sliding Head (90°) (Blue-Point®)

- 90° square head with bubble level and scribe points

SQUAREB180 Protractor Head (180°) (Blue-Point®)

- Protractor is graduated 180° in both directions
- Includes bubble level

RULER12BSQ Steel Rule (12") (Blue-Point®)

- Precision ground and hardened steel blade for greater accuracy
- Graduated in 1/8" and 1/16" increments on one side and 1/32" and 1/64" increments on the other

SQUAREB45 Sliding Head (45°) (Blue-Point®)

- Center head for 45° angles only

MEASURING: STRAIGHT EDGES AND STEEL RULES

Precision Straight Edges

- Use with feeler gauges to check for distortion in engine blocks, cylinder heads, flywheels, main bearing saddles, cam bearing saddles, cam covers and bell housings
- Precision working edge ground to within .0002" per 12" in length
- Great stability with 1/4" thickness and 1 1/2" width
- Convenient hanging hole and edge protector



GA435



GA438A



GA535

GA435 Precision Straight Edge

- Wide range of applications

GA438A 24" Precision Straight Edge

- Use with feeler gauges to check for distortion in engine blocks, cylinder heads, flywheels, main bearing saddles, cam bearing saddles, cam covers and bell housings

- Precision working edge ground to within .0002" per 12" in length
- Great stability with 1/4" thickness and 1-1/2" width
- Convenient hanging hole and edge protector

GA535 Precision Straight Edge

- 18" long



RULER6



RULER12



RULER120



RULER600



RULER601



RULER602



RULERF6



RULERF12

Steel Rules

RULER6 6" Steel Rule

- Graduations in 8ths, 16ths, 32nds and 64ths
- Spring-tempered steel
- Non-glare satin chrome finish
- Deep, black filled, chemical machined graduations that will last a lifetime
- Quick reading, end graduations
- Burr-free
- Fits in your pocket

RULER12 12" Steel Rule

- Graduations in 8ths, 16ths, 32nds and 64ths
- Spring-tempered steel
- Non-glare satin chrome finish
- Deep, black filled, chemical machined graduations that will last a lifetime
- Quick reading, end graduations
- Burr-free
- Fits in your pocket

RULER120 US/Metric Steel Rule

- 12" stainless-steel rule
- 1/32" increments for first 3", 1/16" increments for last 9"
- Metric edge is etched with mm and cm increments
- Rule measures edge-to-edge

RULER600 Steel Rule

- 6" Eng Ruler
- Graduated in 1/32" and 1/64" increments
- Rule is not edge-to-edge

RULER601 Steel Rule (6") (Blue-Point®)

- 6" stainless-steel rule
- Graduated in 1/10" and 1/50" increments on one side, 1/32" and mm increments on the other
- Rule is not edge-to-edge

RULER602 6" SAE/Metric Pocket Rule

- 6" stainless-steel rule with pocket clip
- 1/32" and 1/64" increments on one side, mm and cm increments on the other
- Rule measures edge-to-edge

RULERF6 Chrome 6" Flexible Rule

- 6" full flexible steel ruler with satin chrome finish
- Rules with single row of inch figures (all rules under 1" width)
- 1/2" wide ruler with 1/64" thickness

RULERF12 Chrome 12" Flexible Rule

- 12" full flexible steel ruler with satin chrome finish
- Lengths include 8ths, 16ths, quick-reading 32nds and 64ths
- 1/2" wide ruler with 1/64" thickness
- Rules with double row of inch figures, and each edge represents the bottom edge reading left to right (rules 1" and wider)



TPMA10



TPMA12



TPMA25



TPMAM5



TPMA25EM

Aluminum Housing Tape Rules

TPMA10 10' Tape Rule

- 1/2" x 10' tape
- Includes SAE/metric scale with fractions

TPMA12 12' Tape Rule

- 3/4" x 12' tape
- Includes SAE scale with 16" stud markings

TPMA25 25' Tape Rule

- 1" x 25' tape
- Includes SAE scale with 16" stud markings

TPMAM5 5 m Tape Rule

- 19 mm x 5 m tape
- Includes metric scale

TPMA25EM 25' Tape Rule

- 1" x 25'/7 m tape
- Includes SAE/metric scale with fractions

Steel Housing Tape Rules

TPM100 Tape Rule (Blue-Point®)

- Includes inch/metric scale
- Quick rewind design for ease of use
- Rewinding lever conveniently stored in housing
- Non-slip grip provides confidence and comfort

SAE/Metric Tape Rules

YA3600 SAE/Metric Tape Rule (Blue-Point®)



YA3600



TPM100

MIRRORS/PICK-UP TOOLS

LED Lighted Magnetic Pick-up Tools

UPT1LT LED Magnetic Pick-up Tool (Blue-Point®)

- Steel magnetic head lifts 8 lb and will not attach to unwanted metal surfaces
- Telescopes from 6-3/4–27-3/4"

UPT2LT LED Magnetic Pick-up Tool (Blue-Point®)

- Rotating magnetic heads lift up to 8 lb
- Telescopes from 8–32-3/4"

UPTLP2 Pen Light Pick-up Tool (Blue-Point®)

- Newly designed steel magnetic head lifts 8 lb and shields the sides from attaching to unwanted metal surfaces
- LED light illuminates dark areas
- Stainless-steel handle telescopes from 8–32-3/4"



UPT1LT



UPT2LT



UPTLP2



GA265A



YA837A



GA353B



DPTC24



UPTC16LT



UPTC16MLT

Claws (Flexible)

Stock No.	No. of Claws	Maximum Jaw Opening, inches	Flexible Section Length, inches	Overall Length, inches
GA265A	2	1	8	17-3/4
YA837A	4	3/4	16	23-1/2
GA353B	4	1	8	17-1/2
DPTC24	4	1-1/4	24	24-1/2
UPTC16LT	4	—	16-3/4	—
UPTC16MLT*	4	—	16-3/4	—

*Lighted

UPTC16MLT Lighted Flexible Spring Claw (Blue-Point®)


- Magnet able to pick up a maximum of 5 lb
- Four jaw claw opens wide to secure hard to reach objects

- Heavy-duty aluminum plunger with convenient side switch turns on/off bright LED Light as needed
- Tightly wound flexible spring snakes into tight areas
- Includes (2) CR2032 lithium batteries
- 25-11/16 long



• Read safety precautions on pages W1 to W4

MIRRORS/PICK-UP TOOLS Blue-Point®



PTS5

PT10C



PTIM5

PT28E



PT5C

PT30C



PT5CBL

UPT15



PHT5

UPT35



PHT5RD

UPT50A



PHT5BL

UPT65



PHT5GR

UPTM65K



PHT5OR

DPTM24



PT7B

UPT2FL



PT40B

Magnetic

PTS5 Magnetic Pick-Up Tool/Scribe (Blue-Point®)

- Magnet in one end and a replaceable carbide steel scribe tip at the other
- 5" long, do not use as a pry bar or punch
- Includes pocket clip

PTIM5 Pick-Up and Inspection Tool (Blue-Point®)

- Magnet end lifts 1-1/2 lb
- Length is 26-3/4" extended, closes to 5-7/8"
- Mirror end is 1-1/4" in diameter
- Includes pocket clip

PT5C Telescopic Magnetic Pickup Tool (Blue-Point®)

- Lifts up to 2 lb
- Chrome plated shaft extends from 5-7/8-25-9/16"
- Includes pocket clip

PT5CBL Telescopic Magnetic Pick-Up Tool (Blue-Point®)

- 5-7/8" tool extends to 25-9/16"
- Magnet lifts up to 2 lb
- Includes pocket clip

PHT5 Telescopic Magnetic Pickup Tool (Blue-Point®)

- Lifts up to 2.5 lb
- Chrome plated shaft extends from 5-1/2-25-1/2"
- Powercap® shields sides of magnet for focused lifting
- Black cushion grip will not slip in oily or wet hands
- Includes pocket clip

PHT5RD Magnetic Pick-up Tool (Blue-Point®)

- Tool lifts 2-1/2 lb
- Telescopes from 5-1/2"-25-1/4"
- Powercap® shields sides of magnet for focused lifting

PHT5BL Magnetic Pickup Tool (Blue-Point®)

- Lifts up to 2.5 lb
- Chrome plated shaft extends from 5-1/2-25-1/2"
- Powercap® shields sides of magnet for focused lifting
- Blue cushion grip will not slip in oily or wet hands
- Includes pocket clip

PHT5GR Magnetic Pickup Tool (Blue-Point®)

- Lifts up to 2.5 lb
- Chrome plated shaft extends from 5-1/2-25-1/2"
- Powercap® shields sides of magnet for focused lifting
- Neon green cushion grip will not slip in oily or wet hands
- Includes pocket clip

PHT5OR Magnetic Pickup Tool (Blue-Point®)

- Lifts up to 2.5 lb
- Chrome plated shaft extends from 5-1/2-25-1/2"
- Powercap® shields sides of magnet for focused lifting

- Orange cushion grip will not slip in oily or wet hands
- Includes pocket clip

PT7B Magnetic Pick-Up Tool (Blue-Point®)

- Lifts 1 lb, 6" long

PT40B Flexible Magnetic Pick-Up Tool (Blue-Point®)

- Magnet lifts 3-1/2 lb
- Length is 21", including a 14" flexible section

PT10C Pick-Up Tool (Blue-Point®)

- Lifts 1 lb, 8-5/8" long

PT28E Pick-Up Tool (Blue-Point®)

- Lifts 2 lb
- 16-3/4" long and extends to 26-3/4"

- Aluminum head

- Probe O.D. is 1/2"

PT30C Pick-Up Tool (Blue-Point®)

- Lifts 6-1/2 lb

- 17" long and extends to 27-1/8"

UPT15 Telescoping Magnetic Pickup Tool (Blue-Point®)

- Lifts up to 2 lb
- 6-5/8" long and extends to 33-1/4"

UPT35 Telescoping Magnetic Pickup Tool (Blue-Point®)

- Lifts up to 4-1/2 lb
- 6-5/8" long and extends to 33-1/4"

UPT50A Telescoping Magnetic Pickup Tool (Blue-Point®)

- Lifts up to 10 lb
- 6-5/8" long and extends to 33-1/4"

UPT65 Telescoping Magnetic Pickup Tool (Blue-Point®)

- Goblet shaped magnetic head directs the flux to the front of the magnet to lift up to 16 lb
- Head shields the sides of the magnet from attaching to unwanted ferrous surfaces
- 9" long and extends to 34-1/4"

UPTM65K Magnetic Inspection Kit (Blue-Point®)

- Includes UPT65 pick-up tool and US225 inspection mirror in vinyl pouch

DPTM24 Flexible Magnetic Pick-Up Tool (Blue-Point®)

- In the retracted position, magnet will not adhere to untargeted ferrous metals

- Depress plunger to expose magnet from shroud and grab desired object

- 24" flexible shaft easily maneuvers through tight spots

- Cushion grip handle provides comfort and control

UPT2FL Flexible Magnetic Pickup Tool (Blue-Point®)

- 29" aluminum shaft can be easily bent at any angle
- Powercap® slides over the magnet and shields its sides from attaching to unwanted metal surfaces
- Lifts up to 5 lb

Hinged Mirrors (Blue-Point®)

UIM2FL Flexible Inspection Mirror (Blue-Point®)

- 32" aluminum shaft can easily be bent to any angle
- 2-1/4" mirror is encased in a rugged stainless-steel head
- All-angle ball joint holds mirror head tightly at any angle
- Textured cushion grip will not slip in wet or oily hands

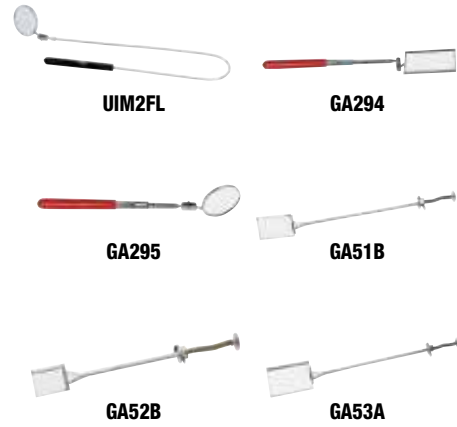
GA294 2-1/8 x 3-1/2" Mirror with 15" Shaft (Blue-Point®)

- 2-1/8 x 3-1/2" mirror with 15" shaft
- Has double ball joints that allow mirror to swivel a full 360°
- Electrolytic plated copper backing

- Features non-rotating telescoping rods
- Vinyl grip
- Closed length is 11-1/4"; extended length is 15-1/4"

GA295 2-1/4" Round Mirror w/ 14" Shaft (Blue-Point®)

- 2-1/4" round mirror with 14" shaft
- Has double ball joints that allow mirror to swivel a full 360°
- Electrolytic plated copper backing
- Features non-rotating telescoping rods
- Vinyl grip
- Closed length is 10"; extended length is 14"



Stock No.	Overall Length, inches	Mirror Size, inches	Glass Replacement Mirror	Plastic Replacement Mirror
GA51B	16-1/2	1-11/16 x 2-9/16	GA51B1	GA51B1P
GA52B	11	1-3/16 x 1-1/2	GA52B1	-
GA53A	16-1/2	2-5/16 x 3-3/8	GA53A1	GA53A1P

Pocket Mirrors

PTM143 Round Pocket Mirror (Blue-Point®)

- Handle extends from 4-1/2"–17"
- 1-1/4" in diameter
- Hinge mechanism allows 360° adjustment
- Includes pocket clip

PTM147 Round Pocket Mirror (Blue-Point®)


- Handle extends from 4-1/2"–17"
- 3/4" in diameter
- Hinge mechanism allows 360° adjustment
- Includes pocket clip

CF143MA 17" Round Pocket Magnifying Mirror

- Handle extends from 4-1/2"–17"
- 1-1/4" Diameter
- Hinge mechanism allows 360° adjustment
- Includes pocket clip

PTM157 Oval Pocket Mirror (Blue-Point®)

- Handle extends from 4-1/2"–17"
- 1 x 2" oval
- Hinge mechanism allows 360° adjustment
- Includes pocket clip



UIM225



TKSS01MIR



UIM2LM



UIM2NR

Telescoping Mirrors

UIM125 Telescoping Inspection Mirror (Blue-Point®)

- 1-1/4" diameter mirror
- 6-1/2" long and extends to 35"

UIM225 Telescoping Inspection Mirror (Blue-Point®)

- 2-1/4" diameter mirror
- 6-1/2" long and extends to 35"

UIM225RD Telescoping Inspection Mirror (Blue-Point®)

- Same as UIM225 but with red handle

UIM225GR Telescoping Inspection Mirror (Blue-Point®)

- Same as UIM225 but with green handle

UIM225OR Telescoping Inspection Mirror (Blue-Point®)

- Same as UIM225 but with orange handle

UIM325 Telescoping Inspection Mirror (Blue-Point®)

- 6-1/2" long, and extends to 29-1/2"
- Mirror is 3-1/4" diameter

TKSS01MIR Telescoping Hinged Steel Mirror (Blue-Point®)

- Steel mirror will not shatter if dropped
- Hinged for accurate positioning, telescopes from 7"–28-1/2" (177.8–723.9 mm)
- Mirror surface is 3.12 x 2" (79.4 x 50.8 mm)
- In retracted position, it will easily fit in shirt pocket

UIM2LM Magnifying Inspection Mirror (Blue-Point®)

- 2-1/4" magnifying mirror enlarges viewing area
- All angle ball joint holds mirror head tightly at any angle
- Textured cushion grip will not slip in wet or oily hands

UIM2NR No Swivel Rectangular Telescoping Mirror (Blue-Point®)

- All angle ball joint holds mirror head firmly at any angle
- Stainless-steel handle is long, strong and lightweight
- Heavy-duty grip will not slip in wet or oily hands
- Adjusts from 6-3/4–29-3/4"
- 2-9/16 x 3-3/4" rectangular head



• Read safety precautions on pages W1 to W4

MIRRORS/PICK-UP TOOLS: MIRRORS



UIM1LT



UIM2LT



UIM2RSLT



UIM3LT

LED Telescoping Mirrors

UIM1LT Lighted Telescoping Inspection Mirror (Blue-Point®)

- LED light illuminates dark hidden areas
- Telescopes from 6-3/4–35-1/2–facilitate accurate inspections
- Mirror is 1-3/8"
- Angle ball joint firmly holds lighted mirror at any angle for perfect viewing
- Cushioned handle will not slip in wet or oily hands
- Uses (2) CR2016 batteries

UIM2LT Lighted Telescoping Inspection Mirror (Blue-Point®)

- LED light illuminates dark hidden areas
- Telescopes from 6-3/4–37–facilitate accurate inspections
- Mirror is 2-3/8"
- Angle ball joint firmly holds lighted mirror at any angle for perfect viewing

- Cushioned handle will not slip in wet or oily hands
- Uses (2) CR2016 batteries

UIM3LT Lighted Telescoping Inspection Mirror (Blue-Point®)

- LED light illuminates dark hidden areas
- Telescopes from 6-3/4–30-1/4–facilitate accurate inspections
- Mirror is 3-3/8"
- Angle ball joint firmly holds lighted mirror at any angle for perfect viewing
- Cushioned handle will not slip in wet or oily hands
- Uses (2) CR2016 batteries

UIM2RSLT LED Lighted Inspection Mirror (Blue-Point®)

- Telescopes from 6-3/4"–30" for fast, accurate inspections
- Mirror is 3-1/4 x 1-1/8"

BRAKE SERVICE TOOLS

Vacuum Pressure Pump Kit

YA4000B Automotive Test Kit (Blue-Point®)



YA4000B

- Produces vacuum or pressure at the turn of a switch
- Comfortable ergonomic design
- One-finger trigger vacuum/pressure release
- Durable, accurate diaphragm type pressure/vacuum gauge
- Handheld vacuum/pressure pump with 2" compound gauge and rubber boot
- 12 oz fluid reservoir bottle with fluid transfer and storage lids plus fluid pick-up tube
- Kit contains multiple accessories as shown, including tapered manifold plugs, vacuum caps and bleed screw adaptors
- Master cylinder refill kit
- Vacuum and pressure-related engine performance diagnostics and tune-ups; brake bleeding; fluid transfer, evacuation and sampling
- Brake bleeding
- Fluid transfer, evacuation, and sampling



YA4008

YA4008 Power Steering Adaptor Kit (Blue-Point®)

- Bleeds trapped air from power steering systems by drawing a vacuum through the reservoir fill neck
- Can also be used to test leaks by placing the system under a vacuum and observing change in gauge reading
- Each adaptor is designed to fit snugly in the neck of the power steering reservoir to form an air-tight seal when vacuum is applied
- External vacuum source such as the YA4000B hand vacuum pump is required (sold separately)
- Includes four adaptors: YA4008-1 (Ford®), YA4008-2 (GM®), YA4008-3 (universal) and YA4008-4 (right angle)



BDT80

Silencers

BDT80 Silencer Band

- For passenger car/light truck drums
- 1-3/4"

BDT69 Silencer Band

- Use for ventilated rotors

BDT96-2 Silencer Band

- Includes (2)
- For non-vented rotors (6.500"/165 mm) diameter

BDT94-2 Silencer Band

- For non-vented rotors 9-1/4" diameter

BDT980 Spring Silencer Assembly

- For ventilated rotors



BDT69




BDT94-2



BDT063-10



BDT385-06



BDT066-10



BTK10A

Carbide Insert Bit Kits

BDT063-10 Negative Rake Carbide Bits 10 Pack

- Use for EEBR309A, EEBR312A and Ammco® brake lathes

BDT103-06 Positive Rake Carbide Bits 6 Pack

- Use for EEBR310A, EEBR312A and Ammco® brake lathes

BDT385-06 6 pc Carbide Bit Kit

- Includes (6 pc) with locking screws
- Optional for Snap-on® EEBR308A brake lathes

BDT060-10 Positive Rake Carbide Bits 10 Pack

- Use for Accu-Turn® brake lathes

BDT066-10 Positive Rake Carbide Round Tool Bits 10 Pack

- Round tool bits for AMMCO940630 tool holder

BDT428 Positive Rake Round Tool Holder Set

- RH and LH used with EEBR308A, EEBR309A and EEBR312A for AMMCO940610 tool bits

BDT903-1-10 Replacement Tip 1/32" Radius - 10 Pack

- Fits EEBR301A lathes
- 11° clearance with 1/32" corner radii

BTA10 Carbide Bit 10 Pack

- For Ammco® models 3000, 4000, 4100, 6900, 7000, and 7700 disc rotor lathes

BTF10 Carbide Bit 10 Pack

- Use for all FMC® lathes

BTK10A Carbide Bit 10 Pack

- For all Kwik-Way® lathes with replaceable insert feature as well as older Snap-on® lathe models (YA282, YA278A and YA277 series)

BRAKE: BLEEDER KITS



BB9018



BB9008



BB5002A

Vacuum Type Brake Bleeders

Brake Bleeder Kits

- Uses compressed air to generate deep vacuum to bleed old fluid and air from hydraulic brake systems
- Fast efficient, one person vacuum bleeding
- Works with all braking systems
- Generates 25 in Hg vacuum with air pressure of 100 PSI
- Specially formulated seals allow unit to be used with a variety of fluids
- On/Off valve and flow regulator
- Unit can be sealed when not in use to prevent spillage
- Quick-release, locking trigger and safety shutoff valve
- Overfill check valve
- Compact design fits under wheel well
- 19-1/2" (500 mm) suction hose
- Universal fitting holds securely on bleed screw
- BB5002A automatically keeps the reservoirs filled to the correct level and fits virtually all master cylinders

BB9018 Vacuum Brake Bleeder

- Fast efficient, one person vacuum bleeding
- Works with all braking systems
- Larger 3 pint (1.8 liter) container

BB9018KIT 1.8 L Brake Bleeder Kit

- Kit includes BB9018 (1.8 L) and BB5002A (592 ml container)

BB9008 Vacuum Brake Bleeder

- Standard 1.7 pint (800 mL) container
- Uses compressed air to generate deep vacuum to bleed old fluid and air from hydraulic brake systems
- Fast efficient, one person vacuum bleeding
- Works with all braking systems

BB9008KIT 800 ml Brake Bleeder Kit

- Kit includes BB9008 (800 ml) and BB5002A (592 ml container)

BB5002A Auto Refiller Bottle

- Automatically keeps reservoir filled to the correct level
- 20 fluid oz (592 ml) container
- Retaining clip for positive attachment
- Compact design fits under hood
- Positive venting system supplies continuous flow
- Fits virtually all master cylinder reservoirs: can be sealed when not in use to prevent spillage
- On/Off valve



• Follow all safety messages in instructions
• Read safety precautions on pages W1 to W4

BRAKE: BLEEDER KITS



BB100C

Non-Diaphragm Type Brake Bleeder

BB100C Non-Diaphragm Type Brake Bleeder (Blue-Point®)

- 1-gallon capacity
- Self-contained, hand-pressurized pump
- More than 10' of hose with shutoff, pressure gauge and quick coupler
- Uses standard brake bleeder adaptors (optional)
- Use only D.O.T. 3 or D.O.T. 4 automotive brake fluid



YA8925

Master Cylinder Pressure Cap

YA8925 Master Cylinder Pressure Cap (Blue-Point®)

- M45 x 3.50 thread adapts to fluid reservoir and 1/4"-18 and 3.5 mm thread for pressure bleeder
- For Mercedes®, BMW®, Audi® and Porsche®

BRAKE: SERVICE TOOLS



BCS70A

General Service Sets

BCS70A 7 pc Disc Brake Caliper Driver Set


- Includes (4) 3/8" drive standard hex bit sockets (1/4, 5/16, 3/8" and 8 mm), (1) 3/8" drive TORX® (T40) standard bit socket and (2) 3/8" drive TORX® (T45 and T50) heavy-duty removal bit sockets
- For US vehicles (except Chrysler®)

BTK5 5 pc General Brake Service Set

- Includes (1) brake spring pliers, (1) brake adjusting tool, (1) brake bleeder wrench, (1) 1/4" drive spring cap socket and (1) 1/4" drive soft grip driver

BTK7A 7 pc General Brake Service Set

- Includes (2) brake spring tool, (3) bleeder wrench and (2) brake adjusting tool



131A



B1356E



BT11



S6118A

Brake Spring Tools

Stock No.	Description
131A	Brake Spring Pliers
B1356E	Brake Retainer Spring Tool
BT11	Brake Spring Tool
S6118A	1/4" Drive Spring Cap Socket



B1458C



B1461



B3404B



B1467A



S6110A



S6112

Bleeder Wrenches

Stock No.	Description
B1458C	Bleeder Wrench
B1461	Brake Adaptor
B3404B	Brake Adjuster
B1467A	Bleeder Wrench
S6110A	Bleeder Wrench
S6112	Bleeder Wrench

Brake Spring Tools

BT27 Single Spring Brake Tool (Blue-Point®)

- Tool releases tension on both large and small GM® single spring brakes during servicing
- Large spring applications: 2005 and later Chevrolet® Silverado®, 2004 and later Chevrolet® Colorado®
- Small spring applications: 1991 and later GM® H body (Bonneville®, LeSabre and Delta 88), 1992 and later GM® C and U body (Buick® Electra, Olds 88, Cadillac® Fleetwood and Deville, Chevy® Lumina APV, Pontiac® Tran Sport and Olds Silhouette) and 1995 and later Chevy® Lumina and Chevy® Monte Carlo



BT27



BT11

BT11 Brake Spring Tool

- Services Bendix® brake springs and any spring attached to post
- Socket end removes and hook end replaces
- 9-3/4" long

131A Brake Spring Pliers

- Removes or replaces Bendix®, Lockheed® and other hydraulic and mechanical brake springs
- Steel hook on jaw is replaceable
- Handles provide socket type spring remover and hook end replacer
- 13-1/4" long



131A



S6118A

31-3B Replacement Hook

- Replacement hook for 131A brake spring pliers

S6118A 1/4" Drive Spring Cap Socket

- 1/4" drive double-ended socket designed for subcompact brake spring on one end and larger US cars and light trucks on the other
- Industrial finish

BT19A Heavy Duty Brake Spring Tool (Blue-Point®)

- Heavy duty design
- Remove or install import and US brake springs with or without anchor pins
- Maximum wire I.D. is 1/4", overall length is 8-7/8"



BT19A



B1356E

B1356E Brake Retainer Spring Tool

- For use on 3/4" retainer spring caps found on most newer vehicles

BT15 Brake Spring Remover

- For removing brake springs on full-size cars and pickups with drum-style brakes
- Industrial finish

BT17A Retainer Spring Tool

- For use on 5/8" diameter retainer springs found on most newer vehicles
- Industrial finish
- 8-15/16" long



BT15



BT17A

BT10 T-Handle Brake Spring Tool

- Easily relieves tension on single spring brakes for GM® vehicles
- Offers an easy way to remove single brake springs, so that brake shoes, emergency brake cables or brake cylinder can be serviced
- Hook grabs the spring while the tool point acts as a fulcrum to pry the spring free



BT10



BT20

BT20 Brake Spring Tool for Toyota® Vehicles

- Special tip is designed to engage the shoe hold down spring cup on Toyota® vehicles
- Manufactured from special alloy steel and heat-treated for optimum strength and durability
- For rear parking brake springs on 2000–current Tacoma®, Tundra®, FJ Cruiser®, 4Runner®, Land Cruiser® and Camry®

Dial Test Indicator Sets

GA3634 Ball Joint/Disc Brake Test Indicator Set

- All purpose indicator sets
- Perfect for general use
- Indicator with 0"-1" range and .0005" graduations
- Easy-to-read white on black dial face
- GA3640 uses a fixed magnetic base
- GA3645 uses a conforming magnetic base for more mounting options
- GA3634 uses locking pliers and a flexible gooseneck for non-magnetic applications and difficult areas
- Ideal for brake and undercar work



GA3634



- Do not use "cheater bars" on handles
- Do not use chrome or industrial finish hand tools with impact drivers
- Read safety precautions on pages W1 to W4

BRAKE: SERVICE TOOLS



DG530



RG430A



RM130



BCT1050



S9523



B1468



BT4651



HSA716



BSA916

Brake Drum/Rotor Gauges

DG530 Digital Drum Gauge

- Measures automotive and heavy duty brake drums
- Pointed anvils and 4-1/4" long arms allow increased measurement accuracy and coverage
- Selectable depth stops for easier use
- Range 6"–20.65" (150 mm–515 mm); graduations are .0005" (.01 mm)

RG430A Digital Rotor Gauge

- Measures brake rotors and ball joints
- Pointed anvil and 3-1/2" long arms for increased measurement accuracy and coverage
- Selectable depth stops for easy use
- Range 0–5-1/2" (0–140 mm); graduations are .0005" (.01 mm)
- Easy to read digital display with inch/metric conversion

Disc Brake Gauges and Micrometers

RM130 Rotor Micrometer (Blue-Point®)

- Range of .30–1.3" in .001" graduations
- 3-1/2" deep frame
- Pointed anvil for checking grooves
- Includes 1" checking standard and storage case

Emergency Brake

BCT1050 Parking Brake Cable Coupler Removal Tool

- Used on light duty trucks, SUVs and vans with drum or disc brakes
- Cushioned grips for comfort
- Heat-treated for durability
- Angled head for accessibility
- Overall length is 14" for adequate leverage
- Use to safely separate the mid-cable coupler from the cable end
- Use on Ford®, GM®, Dodge® light trucks, SUVs and vans from the late 1980s to current

Truck Brake Adjusting Tools

S9523 Brake Adjuster

- Star nut turning tool for Chevrolet® trucks with overload springs
- Different angles at each end of tool for clearance
- Blades are 17/32" wide: tool is 5-1/4" long

B1468 Brake Adjuster

- For use on GMC® and Chevrolet® 1-1/2 and 2 ton trucks
- Tips on each end are bent 45° and then twisted 45° to allow access to brake-adjusting mechanism
- 9-1/4" long

BT4651 Brake Slack Adjuster, Rockwell Style (for heavy duty trucks)

- 5/16" double square configuration
- Automatic slack adjuster tool set includes offset, reversible automatic release tool
- Release tool slides under the button of the pull-pawl on the automatic slack adjuster until fully seated while the wrench is used to adjust the brake-to-drum clearance
- Screwdriver handle for performance and comfort

HSA716 Slack Adjuster Wrench

- For brake service and slack adjuster installation on heavy-duty trucks equipped with Haldex® automatic slack adjusters
- Use to turn the manual adjuster hex
- Extra deep 7/16" hex allows reach to recessed adjusters
- 14-5/8" overall length helps to overcome the anti-reverse mechanism
- Turn over to reverse
- Protective vinyl boot helps to keep contaminants out of the ratchet mechanism for extended tool life

BSA916 Slack Adjuster Wrench

- For brake service and slack adjuster installation on heavy-duty trucks equipped with Bendix® automatic slack adjusters
- Use to turn the manual adjuster hex
- Extra deep 9/16" hex allows reach to recessed adjusters
- 14-1/2" overall length helps to overcome the anti-reverse mechanism
- Turn over to reverse
- Includes protective vinyl boot



Automotive Brake Adjusting Tools

S9153B Brake Adjuster

- Designed to work around obstructions on GM® vehicles
- Blades are 1/2" wide; tool is 7-7/8" long

B1462A Brake Adaptor

- For rear brakes of those cars and trucks with trailing arm bolts
- Tang at each end is set at 68°, but in opposite directions for use on left and right hand sides
- 8-1/2" long

B3404B Brake Adjuster

- For Bendix® self-adjusting brakes and other brakes with star adjusting nut (except Chevrolet®)
- Blades are 17/32" wide with 1/32" tip thickness"
- 8-3/16" long

B1461 Brake Adaptor

- One end has a wide tang set at a 29° angle for rear brakes; other end is set at a 45° angle for front brakes
- 8-1/4" long

S5912 Brake Adjuster

- For use on VW®, Mazda®, Omni and Horizon
- Each tang tapers to a 1/4" tip width
- One tang is straight; other is offset 45°
- 8-1/2" long

S6004 Brake Adjuster

- For use on 1969 and later Toyota® when self-adjusting brakes are being dismantled

S6005 Brake Adjuster

- Similar to S6004
- For use on 1969 and later Toyota® when a complete dismantling of the self-adjusting brakes is required
- One end is angled at 60°; other end features a special offset
- Each tang tapers to a 1/4" tip width
- 5-1/4" long



BTCP1



BTCP400



BTCP500



BTCP2S

Disc Brake Tools

BTCP1 Brake Caliper Press (Blue-Point®)

- Works on both fixed and floating calipers
- Generates more than 1,600 ft-lb of force to retract the toughest caliper pistons
- Single-lever mechanism used to apply and release force for ease of operation and faster service
- Prevents damage to pistons, hubs or calipers
- Ensures parallel piston retraction on dual and quad piston calipers
- Easy left- and right-side use

BTCP400 Small Brake Caliper Press

- Ratcheting mechanism allows for fast and easy retraction of single and multiple piston calipers
- Acme threaded rod spreads pads quickly with less ratchet swings
- Offset press plates permit tool to retract to a minimum .328"

BTCP500 Brake Caliper Press (Blue-Point®)

- Works on twin and quad piston fixed calipers as well as single and twin piston floating calipers
- Centrally located ratchet evenly spreads force in a parallel manner to prevent misalignment of pistons
- Ratchet technology gives a full 360° swing
- Extended reversing lever allows for easy change from spreading to retracting

BTCP2S Brake Caliper Press

- Services vehicles with single and twin floating, twin piston fixed and quad piston fixed calipers
- High strength, lightweight polymer housing offers high impact resistance
- Large 12 mm (1/2") shaft diameter is heat-treated to prevent distortion or damage under heavy load
- Ensures parallel piston retraction to prevent damage to piston and seal
- Press plates rotate thru 180° for efficient operation on left and right brake calipers
- Drive mechanism manufactured from high-grade durable precision-cast heat-treated material
- Compression ratio of 15 to 1 provides output of 440 lb of force by just applying 28 lb of force with your hand
- Compression plates and guide bushings made from high-grade tool steel, heat-treated to ensure minimal distortion under heavy loads
- Brass inserts prevent damage at heavy load pivot points
- Rubber handle overlays provide operator comfort



• Read safety precautions on pages W1 to W4

BRAKE: SERVICE TOOLS



Disc Brake Tools

FTSM4E Metric Triple Square Driver

- Use on VW®/Audi® door handle screws 1998 and later, brake drum fasteners on VW® Touareg® plus many other 4 mm and 5 mm triple square applications

FTSM5E Metric Triple Square Driver

- Special alloy steel provides the highest match of strength and durability
- Nickel chrome plating provides corrosion resistance
- Application
- Removal of the differential fill plug on 1988 to present various BMW® 3 and 5 Series vehicles
- They are difficult to remove due to the tight places they are located

FTSM6E 3/8" Drive Metric 6 mm Triple Square Bit Socket

- Use to remove seat hold down nuts on 1999 and later GM® full-size pickup trucks and for VW® disc brake calipers
- Double hex sockets and triple square sockets cannot be interchanged between applications
- Using a triple square tool in a double hex application will strip the bolt head
- In general, triple square tools are used on European vehicles and double hex tools are used on Asian vehicles

YA8610B Universal Brake Caliper Tool Set (Blue-Point®)

- Assists in replacement of brake pads on most four-wheel disc brake cars
- Tool and adaptors position brake piston back into caliper to allow clearance for newer, thicker brake pads
- Designed for most Audi®, Chrysler®, Ford®, GM®, Honda®, Jaguar®, Mazda®, Mini Cooper®, Mitsubishi®, Nissan®, Saturn®, Subaru®, Toyota®, VW® and Volvo® vehicles
- Set includes (1) tool and (6) adaptors in a storage case

YA6730 Brake Caliper Tool Set (Blue-Point®)

- Combines the main body from the YA8610B set and the YA8610B-7 adaptor

YA8610B-7 Brake Caliper Tool Adaptor (Blue-Point®)

- Use on Mazda® 3 (2004 and newer), Mazda® 5 (2006 and newer), Mini Cooper® (all 2002 and newer), Volvo® S40 (2004-1/2 and newer), Volvo® V50 (2006 and newer), Volvo® C30 (2007 and newer), Pontiac® Solstice® (2006 and newer), Saturn® Sky (2007 and newer) and Jaguar® X type (2006 and newer)

YA2440 Pad Spreader (Blue-Point®)

- For use on most US and import cars and light duty trucks with single piston disc brakes without parking brakes
- Compresses the disc brake piston for easy pad installation

GA395A Pad Spreader (Blue-Point®)

- Repair kit for FXKL Series Extensions

YA9329A Piston Rotation Tool (Blue-Point®)

- Use to rotate piston back into caliper cylinder when replacing pads
- Also rotates parking brake cylinder back into the caliper cylinder on vehicles with four-wheel disc brakes
- For 1975 and later Ford®, Mercury® and some import vehicles

BT350A Brake Piston Press (Blue-Point®)

- Presses single or dual pistons most cars, light and heavy-duty trucks
- Quick and easy to use-no nuts or bolts involved in pressing operations


BTG8 8 pc Brake Pad/Shoe Gauge Set

- Includes eight different testing blades of various colors and thickness: red 2 mm (0.0787"), red 3 mm (0.1181"), yellow 4 mm (0.1575"), yellow 5 mm (0.1969"), yellow 6 mm (0.2362"), green 8 mm (0.3150"), green 10 mm (0.3937") and green 12 mm (0.4724")
- Color-coded gauges: red indicates service required, yellow indicates caution and green indicates OK
- Constructed from 20 gauge sheet metal with durable powder-coat finish

BTG9 Combination Brake Lining Thickness Gauge Set (Blue-Point®)

- Designed to check both straight on or at a 90° angle to the rotor with the offset tips
- Gauges can be used without removing the wheel or caliper assembly on many applications
- Brake lining gauges identify thickness levels for brake lining inspection
- Made from durable, flexible acetal
- Gauges are color coded to match SAE® or Metric recommendations for brake pad replacement
- Special design works straight on or at 90°

Stock No.	Size, mm	Finish	Description	Type	A	B	C	D
FTSM4E	4	Chrome	Standard Length	Triple Square	17.2	21.6	48.5	FTSM4E2
FTSM5E	5	Chrome	Standard Length	Triple Square	17.2	21.6	48.5	FTSM5E2
FTSM6E	6	Chrome	Standard Length	Triple Square	17.2	21.6	48.5	FTSM6E2



Truck Brake Tools

B1359B Brake Retainer Spring Tool

- For Chrysler® and Ford® 3/4 ton trucks equipped with Bendix® brakes
- U-shaped end is offset 30° 45° for easy removal of brake shoe to backing plate spring

BT518 Brake Shoe Tool

- For large trucks and trailers with air brakes with S cam design
- Provides leverage to back out brake shoe and remove roller cam
- Industrial finish

BT12 Brake Spring Tool

- Services brake shoe retracting springs on trucks using Bendix®, Wagner® and Kelsey-Hayes® systems
- Unique shape permits access and leverage

BT1360 Brake Spring Tool

- Remove brake shoe retaining springs from heavy-duty Ford®, GM®, Dodge® and International® trucks
- Large, comfortable handle
- Constructed for strength and durability

TAP1 Truck Anchor Pin and Bushing Press

- Designed to remove brake anchor pins and bushings on 16-1/2" Q type S-cam tractor and trailer brake systems from Dana-Spicer®, ArvinMeritor® (Rockwell®), Eaton®, Timkin® and Fruehauf® without removing wheel hub
- Pressure pad retaining rings hold pads firmly in place
- Two-hand operation
- Interchangeable pressure pads allow removal of bushing alone or simultaneous pin/bushing removal
- Zerk grease fitting lubricates and flushes dirt from pressure screw for long life
- Designed for use with 3/4" impact guns
- Includes storage case

TAP1-5A Pressure Pad Adaptor

- Designed to remove anchor pin and bushing together on trailers
- For use with the TAP1 Anchor Pin and Bushing Press

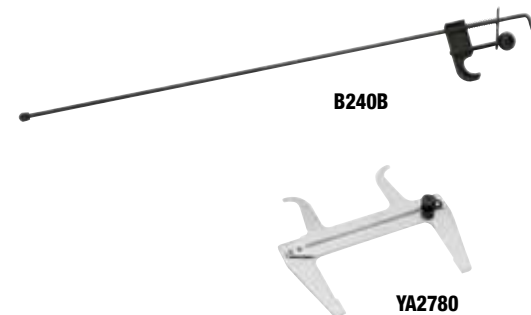
Throttle Depressor/Brake Resetting Gauge

B240B Brake and Accelerator Pedal Jack (Blue-Point®)

- Holds throttle at a constant RPM
- Easily adjusts to desired length
- Adjustment screw fine-tunes desired RPM
- Rubber tip keeps the tool firmly positioned
- Overall length of 40" (102 cm)
- Can also be used as a pedal depressor

YA2780 Brake Resetting Gauge (Blue-Point®)

- Automatically sets brake shoe size when measuring against drum walls
- Positive locking section ensures an accurate reading every time
- Improved range of 6-1/2–13-1/4"



Emergency Brake

SIML160 6-Point Extra Deep Impact Socket

- Use to remove or replace fuel tank retaining strap nuts
- Also has applications on emergency brake adjustment nuts and stabilizer retainers
- 1/2" square drive; 1/2", 6-point wrench opening
- 5" long

SIML180 Socket

- Same design as SIML160, except hex size is 9/16"

BR1 C-Ring Pliers

- Opens the C-ring on the emergency brake actuation lever when changing rear brake shoes on many US cars, trucks and imports

BR2 C-Ring Pliers

- Holds the C-ring without slipping during installation



• Read safety precautions on pages W1 to W4

BRAKE: SERVICE TOOLS



Bleeder Wrenches

S6110A Bleeder Wrench

- Use for GM®, Nissan® and Honda® vehicles
- 8 mm, 6-point box end; 10 mm on the other
- Ends are offset for clearance
- 7-9/16" (192 mm) long

B1460B Bleeder Wrench

- Similar to S6110A
- 3/8" box end for brake bleeding work and a 7/16" box end for brake shoe eccentric bolt adjustment
- Offset clears drag link arm and recessed backing plate on front wheel
- 9-1/2" long

B1467A Bleeder Wrench

- For GM®, Ford® and Chrysler® vehicles
- Similar to S6110A
- 5/16" and 3/8" single hex box ends are offset for access to bleeder fittings
- 8-1/2" long

S6143 Bleeder Wrench

- For most imports
- Similar to S6110A
- 7 mm and 9 mm, 6-point box ends are offset for clearance
- 252 mm long

B1458C Bleeder Wrench

- Includes 1/4" and 3/8" single hex box ends
- 9" long

B1463A Bleeder Wrench

- 1/4"-3/8", 6-point box ends are tapered for clearance
- 3-3/4" long arms (for smaller bleeder fittings on most compact cars)

S8184 Bleeder Wrench

- For fittings on most GM® vehicles
- Similar to B1463A
- 3/8" and 5/16", 6-point box openings
- 4" long arms

B1470 Bleeder Wrench

- Similar to B1463A
- For late model GM® and most import vehicles

- 8 mm, 6-point box end; 10 mm on the other
- Wrench has a 90° bend for access
- Arms are approximately 100 mm long

S6112 Bleeder Wrench

- For some GM® and Toyota® vehicles, plus select imports
- Similar to B1463A
- 8 mm, 6-point box on one end; 10 mm on the other
- Wrench has 90° bend for access
- Arms are 130 mm long

S6111 Bleeder Wrench

- Covers 90% of late-model US applications including late-model Chrysler®, Dodge®, Ford®, GM®, Audi®, Mercedes® and VW® vehicles
- 10 mm and 11 mm 6-point Flank Drive® wrenching configuration
- Ends are offset for extra clearance
- 235 mm long

BBW1271 Brake Bleeder Wrench

- Special design features to accommodate caliper mounted electromechanical parking brakes
- Designed to work without removing the wheels
- Easily access difficult-to-reach 11 mm bleeder screws

BBW1272 Brake Bleeder Wrench

- Special design features to accommodate caliper mounted electromechanical parking brakes
- Designed to work without removing the wheels
- Easily access difficult-to-reach 11 mm bleeder screws

BBW1273 Brake Bleeder Wrench

- Special design features to accommodate caliper mounted electromechanical parking brakes
- Designed to work without removing the wheels
- Easily access difficult-to-reach 11 mm bleeder screws

BBW1270 Brake Bleeder Wrench Set

- Special design features to accommodate caliper mounted electromechanical parking brakes
- Designed to work without removing the wheels
- Easily access difficult-to-reach 11 mm bleeder screws
- With the varied geometry of these three wrenches, you will access most other 11 mm brake bleeder screws on all vehicle makes and models



PMP406A

Pipe Plug, mm, chrome

Size, mm	Stock No.	Dimension A, Dia., mm	Dimension B, Length, mm
6	PMP406A	17.2	25.8

PMP406A Internal Metric Pipe Plug Socket

- For rear brake adjustments on 1973-1986 Subaru®
- 3/8" drive, 6 mm internal square socket



CJ117C

Power Steering and

Alternator Pullers/Single Pullers

CJ117C Power Steering and Alternator Pulley Puller

- Includes short adaptor to remove small flange-type pulley – use long adaptor on GM® 200/Platform vehicles
- Can also remove Chrysler® alternator pulleys that have double grooves
- Replace pulleys with CJ113B Installer
- Long adaptor included to handle pulleys on GM® minivans
- Nickel/chrome finish, industrial finish screw
- Designed for most US vehicles (replace pulley with CJ122 sets)



BRHC2PK



BTPUCK2



BTPUCK3

Disc Brake Tools

BRHC2PK Kit, Brake Rotor Holding Clips, 2 pc

- Allows for easy reinstallation of brake caliper, caliper bracket and pads
- Stabilizes the rotor to the hub
- Ergonomic grip for ease of use
- Clips made of hardened steel
- Includes (2) clips

BTPUCK2 Two Pin Brake Piston Tool

- Universal and adjustable twin pin brake caliper piston resetting puck eliminates need for 15 or more different sized pucks to service brakes on a vast majority of vehicles on the road today
- Fully adjustable rotating body dials in the twin pins distance (center to center) for easy insertion into brake caliper piston face slots
- Slim profile allows for easy access and quick service of narrow and/or micro-type calipers
- Services nearly every wind-back brake caliper piston with 2 or 4 faced slots
- Easily works with a 3/8 ratchet or any Wind-back type tool
- Exclusive Rotating lock secures the twin pin spread/stroke, maintaining perfect fit every time

BTPUCK3 Three Pin Brake Piston Tool

- Pins fully adjust and mate up to bores on brake piston surface
- For use on vehicles that have a disc brake caliper equipped with a singular piston and the emergency/parking brake system is incorporated within this brake caliper housing
- Tool resets the brake piston on calipers equipped with an Electric Parking Brake (EPB); not applicable to multi-piston calipers
- 3 Pin Puck for Audi® equipped with EPB

Models include:

- A4® (2008–current)
- A5® (2010–current)
- A6® (2005–current)
- A7® (2009–current)
- A8® (2010–current)
- ALLROAD® (2011–current)
- Q3® (2012–current)
- Q5® (2008–current)
- S4® (2008–current)
- S5® (2010–current)
- S8® (2006–current)

• 3 Pin Puck for BMW® equipped with EPB

Models include:

- E89 (Z4®) (2008–current)
- F10, F11 and F18 (5 Series®) (2010–current)
- F12 and F13 (6 Series®) (2010–current)
- F25 (X3®) (2010–current)
- MINI® (produced by BMW®) (2010–current)

• 3 Pin Puck for Range Rover® equipped with EPB

Models include:

- Evoque® (2011–current)
- 3 Pin Puck for Volvo® equipped with EPB

Models include:

- S60, V60® and XC60® (2010–current)
- V70® and XC70® (2008–current)
- S80® (2007–current)

• 3 Pin Puck for VW® equipped with EPB

Models include:

- Passat® (2005–current)
- Tiguan® (2008–current)
- Touareg® (2010–current)
- Spring loaded lock mechanism maintains pin positions
- Equipped with 3/8" drive ready to use with a ratchet or any conventional brake resetting tool

HONES

3-Arm Hones and Stone Sets

CF63A Three Arm Hone

- For 3/4–2-1/2" diameter cylinders
- Adjustable thumb nut to control tension

Stock No.	Grit	Length, inches
CF63A-100	100 (3)	1-1/8
CF63A-240	240 (3)	1-1/8
CF63A-400	400 (3)	1-1/8




CF63A



- Operate hone only while it is within cylinder
- Do not use cheater bars on handles
- Read safety precautions on pages W1 to W4

BODY: UNIBODY AND FRAME-STRAIGHTENING EQUIPMENT



Pullers

CJ107 Body Dent Puller

- Slide hammer action pulls out dent for filling
- L-hook included for larger jobs
- 4 lb slide hammer

CJ114 Puller, Body Dent, 3 lb Slide Hammer

- Mainly for rocker, quarter, back and door panels
- Includes screw for puncturing sheet metal with a bodyman hook and seal hook for larger jobs
- 3 lb slide hammer

YA2002 Quarter Panel Puller (Blue-Point®)

- Removes dents from rear quarters and wheel wells
- Two 12" tubes (with different dimensions) fit most wheel well openings
- Use with chain attached to frame machine or portable power unit

CJ1200 Puller Set, Slide Hammer

- Contains a 12 lb, contour-formed slide hammer and a variety of attachments for auto body repair work

Alignment Bar

BM175 Alignment Bar (Blue-Point®)

- Use to align bumpers, window posts, wheel wells, panels, hoods, decks and brackets
- 6', 1/4" chain has hooks welded to each end for easy attachment to body components
- 4-1/2" long, 1-1/2" diameter tubing

BODY: BODY REPAIR



Body Repair Kits

YA1544A Body Repair Kit

- 4 ton capacity model gives you the pushing and spreading power you need to make fast and easy work of everyday repairs
- Auto pump overload system protects against damage to rams and equipment
- 1/2 ton capacity hydraulic spreader has 2" jaw and spreads from 5/8"-3-3/4"
- Flex-head includes permanently-molded rubber pad
- Heavy walled extension tubes stand up to the toughest loads
- Long handle reduces required pumping effort
- 4 ton capacity kit includes hydraulic unit, five Snap-Set extensions, spreader and a full selection of attachments for most push applications; 18 pc kit includes durable storage case

YA1545 10 Ton Body Repair Kit (Blue-Point®)

- 10 ton capacity kit includes: (1) hydraulic unit, (4) extensions (4, 10, 18 and 27"), spreader and full selection of attachments in custom-fitted, rugged and wheeled storage case
- Pumps rated from 8,000-10,000 psi
- Portable for use on the road or in the shop

Push-Pull Jack

BM101 Push-Pull Jack (Blue-Point®)

- Capable of 3,000 lb push-pull power
- Aligns, straightens and removes dents
- Multipurpose hook on jack head and a hook on the 55" long friction rod
- Friction rod flexes to maintain constant pressure without bending, while the grooved end prevents slipping
- Three-position handle

BODY: HAMMERS



Hickory Handles

Stock No.	Length, inches	Hammers Used On
BF603-2R	13	BF603B, BF604B, BF608B, BF617B, BF610B, BF630B, BF631B, BF633, BF634
BF611-2R	12	BF611B, BF615 and BF618B
BF614-2R	17	BF614B

Hammers

BF603B Long Spot Pick Hammer

- For bumping when filing or where metal is covered with sound-proofing material

BF604B Wide Nose Cross Peen Hammer

- For finishing and caulking

BF608B Short Curve Cross Peen Hammer

- Use under fenders with rolled edges, use finishing face for dinging

BF610B Hammer Shrinking

- Same design as BF617B except the serrated shrinking face is square

BF611B Picking and Dinging Hammer

- Smooths small dents and general dinging

BF612 Compact Body Hammer

- 8 oz head equivalent to BF611B to provide familiar swing weight
- Compact, 1-3/4" head height provides user ability to take a full swing in hard to reach areas

BF614B Long Picking Hammer

- For turret and fender work

BF617B Shrinking Hammer

- Extra large faces for large area work
- Serrated for shrinking and smooth for finishing

BF618B Wide Nose Peen Hammer

- Bumps odd fender contours

BF630B Spot Pick Hammer

- Same design as BF603B except with blunted pick end

BF631B Cross Peen Shrinking Hammer

- Combines pick end of BF604B and serrated face of BF617B

BF632B Door Panel Body Hammer

- For door and body panel bumping
- Smaller diameter head is offset 45°
- Fiberglass handle

BF635 Door Skin Hammer

- For door skin replacement
- Narrow, rectangular faces work in tight flange area
- Fiberglass handle offers excellent balance and high strength
- Medium crown head with 25° offset and 3-1/2" radius for working on narrow flanges against the door structure
- High crown straight head with 1-5/16" radius for finishing thin sections without poking holes



Stock No.	Handle Length, inches	Round Face Diameter, inches	Peen End Size, inches	Head Length, inches	Head Weight, oz
BF618B	12	1-9/16	3/16 x 7/8	5	12-1/2
BF632B	13	1-1/4-1-5/8	—	6-5/8	16
BF611B	12	1-15/32	—	—	8
BF603B	13	1-19/32	1/16 x 7/16	6-1/8	12-1/2
BF630B	13	1-19/32	1/4 x 7/16	6	12-1/2
BF604B	13	1-5/8	5/8	5-1/2	11-1/2
BF617B	13	1-7/8	—	—	16
BF614B	17	1-5/8	—	8-5/8	16
BF610B	13	1-7/8	—	4-1/4	16
BF608B	13	1-5/8	5/8 x 1/16	—	11
BF631B	13	1-7/8	5/8	5-1/2	11-1/2
BF635	12	1-7/16-1-5/8	5/8 x 1-1/2, 5/8 x 2	7	16
BF612	12	1-15/32	—	—	8

BODY: BODY TOOL SETS

Body Tool Sets

2005BFA Body Tool Set

- Contains CJ114 body dent puller plus BF608B and BF611B body hammers, BF716B dinging spoon and BF711B heel dolly (5 pc)

2007BFB 7 pc Body Hammer Set

- Seven of the most common tools necessary for professional body work: BF716B spoon; BF608B, BF611B and BF617B body hammers; and BF710B, BF711B and BF712B dollies



2005BFA



2007BFB



WARNING



- Do not use chipped, mushroomed, or cracked hammers
- Strike squarely, avoid glancing blows
- Do not strike hard objects, use only for striking sheet metal
- Read safety precautions on pages W1 to W4

SNIPS



CD10A



CD12A



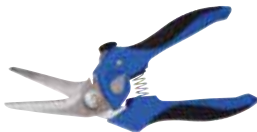
CD16A



AVSOS20



AVS30



SNP2A

Tin Snips

Cut straight, circular or irregular patterns; right or left cuts.

CD7A Duckbill Tin Snips (Blue-Point®)

- 1-1/2" blades
- 7" long

CD10A Duckbill Tin Snips (Blue-Point®)

- 2-1/4" blades
- 10" long

CD12A Combination Tin Snips (Blue-Point®)

- 3" blades
- 12" long

CD16A Bulldog Tin Snips (Blue-Point®)

- 2-1/2" blades
- 16" long

Aviation Snips

- Offset blades allow cut material to flow beneath your hand without curling
- Maneuverable for angle cutting or pattern configurations
- Cuts up to 18 gauge mild steel
- Black oxide finish
- 1-1/8" cutting edge
- 9-1/2" long

AVSOSR9 Snips

Right hand cut

AVSOSL9 Snips

- Red handle
- Left hand cut

AVSOS20 Aviation Snips Set

- Includes AVSOSR9 Right Hand Snips and AVSOSL9 Left Hand Snips (2 pc)

AVSS10 Snips

- Yellow handle
- Straight cut

AVSR10 Snips

- Right hand cut
- Green handle

AVSL10 Snips

- Left hand cut
- Red handle

AVS30 Aviation Snips Set

- Includes AVSR10 Right Hand Snips, AVSL10 Left Hand Snips and AVSS10 Straight Snips (3 pc)

AVSNP01010 Aviation Tin Snips, Left Cut (Blue-Point®)

AVSNP01020 Aviation Tin Snips, Right Cut (Blue-Point®)

AVSNP01030 Aviation Tin Snips, Straight Cut (Blue-Point®)

AVSNP01150 Offset Aviation Tin Snips, Left Cut (Blue-Point®)

AVSNP01160 Offset Aviation Tin Snips, Right Cut (Blue-Point®)

AVSNP02000 2 pc Offset Aviation Snips Set (Blue-Point®)

AVSNP03000 3 pc Aviation Snips Set (Blue-Point®)

AVSNP2000 2 pc Offset Aviation Snips Set

AVSNP3000 3 pc Aviation Snips Set

Light-Duty and All Purpose Snips

SNP2A Angled Multipurpose Heavy Duty Shears (Blue-Point®)

- For leather, cloth, plastic, rubber, cardboard, gasket material, rope and other materials
- Ergonomic handles can be used right or left handed; soft molded grip for comfort and control
- Blade is notched for hard wire and twine
- Locking switch ensures safety during storage
- Control switch allows blades to be held in a tighter position for easier handling
- Angled shears allow easier cutting through flat materials

SHEARS/CUTTER



HDSCISSORS



YA444B

Shop Shears

HDSCISSORS Heavy Duty Shop Scissors

- For leather, cloth, plastic, rubber, cardboard, gasket material, rope and many other materials
- Ergonomic handles can be used right or left handed
- 11-3/8" length

Vinyl Cutters

YA444B Vinyl Cutter (Blue-Point®)

- Cleanly cuts plastic, rubber, vinyl, upholstery, leather, hoses and rope
- Ergo® grip handle with safety lock
- Blade storage in handle
- Includes (3) stainless-steel replacement blades (YA444B1)

YA443B-1 Replacement Blades

- 3 replacement blades for YA443B and YA445B cutters

Spoons

BF715B 14" Spoon Dolly

- For caulking and forming deep pockets in doors and panels
- Head size is 2-1/2 x 1 x 3"; 14" total length

BF716B 10" Light Dinging Spoon

- Smooths and levels ridges
- Not for prying
- Head size is 4-1/4 x 2"; 10" total length



BF715B



BF716B



BF707



BF710B



BF711B



BF712B



BF740

Steel Dollies

B173.5 -1991 applies to all dollies.

BF707 Heel Dolly (Blue-Point®)

- For use in sharp corners and wide radii
- Rubber coating provides cushioning effect
- Measures 3 x 2-1/2 x 1-1/2"

BF710B 2-1/2 lb Steel Toe Dolly

- For dinging flat surfaces
- Measures 4-3/4 x 2-1/4 x 11/16", weighs 2.5 lb

BF711B 2-1/4 Lb Steel Heel Dolly

- For use in sharp corners and wide radii
- Measures 3 x 2-1/4 x 1-3/8"; 2.25 lb

BF712B 2-1/4 Lb Steel General Purpose Dolly

- For deep, skirted fenders and shrinking when using heat
- Measures 3 x 2-1/4 x 1-3/8"
- 2-1/4 lb

BF740 Shot Dolly (Blue-Point®)


- Heavy duty leather pouch is filled with 2-1/2 lb of shot
- Essential for supporting irregular shapes and contours on doors, fenders, and other body panels
- Thin profile to get in tight areas
- Will not scratch surface; 3-3/4 W x 5-3/4" L

FILES

Nib Files

BF193 Nip File (Blue-Point®)

- Removes unwanted paint runs, drips and other surface imperfections
- Gently shaves run without digging into surface



BF193


Flexible Curved Tooth Files

14V 14" Curved Tooth File

- 14", eight teeth per inch
- Rough cut
- Use with BF775C Handle

14V12 14" Curved Tooth File

- 14", 12 teeth per inch
- Fine cut
- Use with BF775C Handle



14V

File Handles

BF775C-A Flexible File Holder (Blue-Point®)

- Light and rigid with a large aluminum handle, adjustable turnbuckle and permanently attached strap



BF775C-A

RIVETING AND NUT SETTING

Nut Setting/Thread Setting Kits

HP650 Thread Setter Kit (Blue-Point®)

- Includes: rugged thread setter tool and an assortment of SAE Klick® Polynuts: 12 each of 8-32, 10-24, 10-32; (8) 1/4"-20 and (6) 5/16"-18 threads
- Includes required nosepieces and mandrels for setting the above sizes
- Packaged in a storage case

HP650M Metric Thread Setter Kit (Blue-Point®)

- Metric version of the HP650 with metric polynuts, including 25 each 4 mm and 5 mm, (15) 6 mm and (10) 8 mm threads
- Includes thread setter tool, required nosepieces and mandrels packaged in a storage case



HP650M



- Keep away from children
- Read safety precautions on pages W1 to W4

BODY: RIVETING AND NUT SETTING



HP300



HPKL2

Riveting Kits

HP300 Large Blind Rivet Kit (Blue-Point®)

- Extra long handled riveter
- Includes three nosepieces
- 21" long riveter
- Also includes a bag of 50 KLIK-SPLIT® rivets
- Reorder quantities of KLIK-SPLIT® and KLIK-FAST® rivets are packaged 50 per bag

HPKL2 Plastic Rivet Kit (Blue-Point®)

- For plastic rivets that hold fascia strips, inner fenders and other plastic parts on GM®, Ford®, Chrysler® and VW® vehicles
- Includes: rivet setter and four styles of plastic rivets: two 5 mm types, two 6.3 mm types

HR-26PKC Industrial Hand Rivet Tool Kit (Blue-Point®)

- Upper handle is forged Cr-Mo steel alloy
- Anti-wear design with high strength alloy body and steel insert
- Special shock absorber on alloy body
- Auto-ejection design for quickly replacing the inside worn parts, such as jaws, by removing retaining screw
- Extra long handles 10-1/4" (260 mm) for better leverage to save hand force
- Sets 3/32", 1/8", 5/32" and 3/16" rivets
- Four interchangeable nosepieces for setting multiple rivet sizes

HR26-03 3/32" Nosepiece

- 3/32" Nosepiece

HR26-04 1/8" Nosepiece

- 1/8" Nosepiece

HR26-05 5/32" Nosepiece

- 5/32" Nosepiece

HR26-06 3/16" Nosepiece

- 3/16" Nosepiece



HPS202

Riveting Tools

HPS202 Rivet Tool (Blue-Point®)

- Head swivels 360° to rivet at any angle
- Fasten metal, leather, canvas and vinyl
- Sets 3/32, 1/8, 5/32 and 3/16" rivets
- Four interchangeable nosepieces store in handle when not in use

HP301C Pneumatic/Hydraulic Rivet Tool

- Sets structural rivets, Klik-Fast® rivets from 5/32 to 1/4" diameter in all alloys plus Klik-Fast®/Monobolt® rivets from 3/16 to 1/4"
- Requires only 85 to 95 PSI 1/2" NPT threads
- Delivers 3,300 lb of work force at 5/8" stroke
- Includes 5/32, 3/16 and 1/4" nosepieces plus mandrel collection bottle
- Overall weight 6.6 lbs

HP302C Pneumatic/Hydraulic Rivet Tool

- Smaller, lighter version of HP301C
- Sets blind rivets from 1/8-3/16" diameter in all alloys, 3/16" KLIK-SPLIT® and Monobolt® rivets
- Includes 1/8", 5/32", 3/16" nosepieces and mandrel collection bottle

HP310 Pneumatic/Hydraulic Rivet Tool

- Sets 3/32 to 1/4" diameter rivets in all materials
- Can also set T-Rivet®/Klik-Split®, Klik-Lock and all other structural rivets
- Includes 3/32, 1/8, 3/16, 5/32 and 1/4" nosepieces plus mandrel collection bottle

HP320 Pneumatic/Hydraulic Rivet Tool

- Sets 1/8 to 3/16" diameter rivets in all materials
- Includes: 1/8, 5/32 and 3/16" nosepieces plus mandrel collection bottle

HR-26 Industrial Hand Rivet Tool

- Forged Cr-Mo steel alloy upper handle
- Handle strength alloy body with steel insert design and anti-wearing design
- Special shock absorber on alloy body
- Auto-ejection design for quickly replacing the inside worn parts, such as jaws, by removing retaining screw
- Extra long handles 10-1/4" (260 mm) for better leverage to save hand force
- Sets 3/32, 1/8, 5/32, and 3/16 rivets
- Four interchangeable nosepieces for setting multiple rivet sizes

HR26-03 3/32" Nosepiece

- 3/32" Nosepiece

HR26-04 1/8" Nosepiece

- 1/8" Nosepiece

HR26-05 5/32" Nosepiece

- 5/32" Nosepiece

HR26-06 3/16" Nosepiece

- 3/16" Nosepiece

Upholstery and Trim Tools

- Remove door and trim panels quickly without damage
- Wide blades on door tools reduce risk of damage during panel removal
- Stainless steel blades are heat treated for rigidity
- Comfortable composite handles feature a contour thumb stop for maximum control

Stock No.	Description	Blade Width, inches	Overall Length, inches	
UTV614A	V Double Step Blade Door Panel Tool (Blue-Point®)	1-1/4	9-1/8	•
UTV615A	U Blade Door Panel Tool (Blue-Point®)	1-1/4	9-1/8	•
UTV616A	U Blade Mini Trim Panel Tool (Blue-Point®)	1/2	9	•
UTV617A	V Blade Mini Trim Panel Tool (Blue-Point®)	1/2	9	•
UTV618A	Reverse "U" Blade Door Panel Tool (Blue-Point®)	1-1/4	10	•

Set Contains: UTS105A




UTS105A

Specialty Door Tools

YA1201 Door Panel Remover (Blue-Point®)

- For GM® and Ford® vehicles
- Designed to prevent plastic barbed fasteners from being pulled through the panel

- Works on either bolted or welded hinges
- Two-headed pin adaptor allows adjustment on doors with both small and large latches
- 24" overall length



YA1201

YA214 Door Hinge Adjuster (Blue-Point®)

- Adjusts door hinge position on most vehicles

YA331 Clip Removal Tool (Blue-Point®)

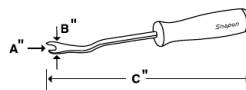
- Tapered forks slide under most types of auto body clips
- A squeeze of the handles pops the clips out

YA214



YA331

BODY: DOOR TOOLS



Soft Grip Trim Pad Tools

- Remove fasteners that secure door panels and trim pieces without damage to panel or trim
- Soft grip handles with contour thumb stop
- Distinct pivot point is designed for appropriate leverage and to discourage twisting that may damage panel or trim piece

Stock No.	A	B	C	Set Contains:		
				ASG103BR	ASG103BO	ASG103BG
ASG185BR	7/32	9/16	10	•		
ASG185BO	7/32	9/16	10		•	
ASG185BG	7/32	9/16	10			•
ASG186BR	3/8	13/16	10	•		
ASG186BO	3/8	13/16	10		•	
ASG186BG	3/8	13/16	10			•
ASG187BR	3/8	13/16	20	•		
ASG187BO	3/8	13/16	20		•	
ASG187BG	3/8	13/16	20			•
ASG188BR	7/16	13/16	10			
ASG189BR	7/16	13/16	20			
ASG190BR	3/8	13/16	20			



ASG185BR




ASG186BG



ASG188BR



ASG187BO



ASG189BR



ASG103BR

Soft Grip Dished Trim Pad Tools

- Smooth dish profile and wide gap to fit vehicles utilizing conical x-mass style retainers for quick removal without damage
- Dished blade for better door panel clip and retainer contact
- Soft grip handle for comfort and control
- Chrome finish helps prevent corrosion and facilitates cleanup
- Applications: Ford®, GM®, Toyota® and more

Stock No.	Opening Size, inches	Blade Width, inches	Overall Length, inches	
ASGD1BR	7/16	13/16	10	•
ASGDL1BR	7/16	13/16	20	•

Set Contains: ASGD102BR



ASGDL1BR



- Plastic handle does not protect against shock
- Read safety precautions on pages W1 to W4

BODY: DOOR TOOLS



DPT7A



A159



A161B



A177A



A179A



S9614A



S9538A



S6103A



A181

Door Handle/Trim Pad/Trim Nuts

ASGP102BR Trim Pad Tool Set

- Separate tool for both the small and standard fasteners
- 90° bend provides increased leverage
- Vinyl dip on the 90° portion of the tool helps reduce damage to the vehicle
- 90° bend allows blade to wrap around /over part of the panel in tight places
- Nickel chrome finish blade
- Instinct® handle provides maximum turning power and greater comfort

DPT7A 7 pc Door Tool Set

- Includes the seven most needed tools for removing or replacing door trim, trim pads and handles
- Includes storage tray

A159 Door Handle Tool

- For most GM® cars, trucks (except Cadillac®) and some Ford® cars
- Plastic dipped offset handle
- 10-7/8" long

A161B Trim Pad Remover

- For GM®, Ford® and Chrysler® vehicles and most imported vehicles
- Features a screwdriver type handle
- 7-3/4" long

A161BO Trim Pad Remover

- For GM®, Ford® and Chrysler® vehicles
- Features a 7-3/4" long screwdriver type handle

A177A Trim Pad Remover

- For most GM®, Ford® and Chrysler® vehicles and most imported vehicles
- Features a 7-1/2" long screwdriver type handle

A177AO Trim Pad Remover

- For most GM®, Ford® and Chrysler® vehicles and most imported vehicles
- Features a 7-1/2" screwdriver-type handle
- Same design as A161B except for different applications

A179A Trim Pad Remover

- For all GM® door trim panels
- Curved blade helps remove plastic clips and nail type clips without damage to either the clips or the trim

S9614A Trim Nut Driver

- For GM® vehicles
- Similar to S6103A but is for use with 5/16" internal hex trim nuts
- 1/4" drive, 1-7/8" long overall

S9538A Door Handle Tool

- For most late model Chrysler® vehicles
- Hook end is designed for use on older style handles

S6103A Door Trim Palnut Driver

- For Ford® and GM® vehicles
- For easy servicing of 3/8" internal hex trim nuts used on door trim panels and molding
- 1/4" drive, 1-7/8" long overall

A181 Trim Pad Remover

- Services plastic trim fasteners on Honda®, Toyota®, Acura®, Hyundai® and some Ford® trucks
- Similar in design to A161B
- 7-1/2" long
- Not included in DPT7A set

SPECIALTY TOOLS



YA335



YA336

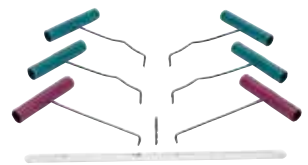


BF801A



BF802A

BF803



BF200

Body Clip Tools

YA335 Body Clip Pliers (Blue-Point®)

- Steel levers enclosed in PMS plastic to prevent scratches
- Tips have a specified angle and size that deliver the most versatile clip tool on the market
- Eliminates need to buy multiple sets of trim clip pliers for different applications
- Specially designed and patented pliers will remove any clip found on trim and bumpers

YA336 Body Clip Pliers (Blue-Point®)

- Will remove almost any clip type from trim and bumpers
- Ergonomic tool with special angled tips for access to tight spaces
- Steel levers encased in glass filled nylon for lightweight comfort
- Length: 9" Jaw Length: 1-1/2"

Suction Cups

BF801A Heavy Duty Suction Cup Tool

- Use for pulling out dents or handling glass
- Handle increases pulling power
- 5" suction cup

BF802A Heavy Duty Dual Suction Cup Tool

- Use for pulling more stubborn dents or lifting larger materials
- Handle has room for two hands
- Trigger releases both 4" cups simultaneously

BF803 Suction Cup (Blue-Point®)

- Two finger grips for easy lifting, two projecting tabs for quick-release
- 3-1/4" diameter

Picks/Rods

BF200 Pull Rod Set (Blue-Point®)

- Drill 9/64" holes and pull metal to shape
- Includes four pull rods, two pick pulls, a straight edge and a drill bit
- Rods lift metal without distortion
- No need to remove upholstery

Door Hinge Tools

Stock No.	Description (Chart)	Size	Hex Size	Length
BMAS60	Triple Square Bit	6 mm	5/16"	13/16"
BMAS80	Triple Square Bit	8 mm	5/16"	13/16"
BMAS100	Triple Square Bit	10 mm	5/16"	13/16"
BMAS120	Triple Square Bit	12 mm	5/16"	13/16"
SDMTAS30	TORX® Bit	T30	5/16	13/16"
SDMTAS40	TORX® Bit	T40	5/16	13/16"
SDMTAS45	TORX® Bit	T45	5/16	13/16"



DHS108 8 pc Automotive Door Hinge Removal Set (Blue-Point®)

- Door hinge applications include VW®, Audi®, Jeep® Cherokee® (1997 and 1998) and early model Ford® Escort®
- Various applications on Audi®, VW®, and Mercedes® vehicles plus Mercedes rear toe adjustment and head bolts on some early models
- Set includes DHW1 ratcheting bit wrench, BMAS60 through BMAS120 triple square sockets (6–12 mm) and SDMTAS30 through SDMTAS45 TORX® sockets (T30–T45)
- Plastic storage pouch and bit holder included EU GB

DHW1 5/16" Hex Drive Reversible Ratcheting Bit Wrench (Blue-Point®)

- Overall length: 10-3/4" (273 mm)
- Low head clearance for access to tight spots
- Internal ring in square drive provides more secure bit retention than magnetic models
- Knurled wheel for fingertip control
- Reverse lever positioned for one hand operation

YA6620 Door Hinge Bushing Installer for GM® Vehicles (Blue-Point®)

- Use on GM® vehicles with replaceable silicon bronze door hinge bushings
- Tool provides easy access to restricted areas of the hinge
- Accurately guides and holds the bushing in place while tapping with a hammer or squeezing with pliers
- Applications: Chevrolet® S10 and Sonoma (1982–2004), 1/2 and 3/4 ton trucks (1980–1999), one ton trucks (1980–2001), Blazer® (1980–2005), Suburban® (1980 and later), Tahoe® (1980 and later), Astro® and Express (1980 and later) and Avalanche® (2002 and later)



LPK620



YA511



YA501F



YA610A



BF272



YA520

LOS145B

Lock Picks/Lockout Tools

LPK620 Master Lock (Blue-Point®)

- 37 pc set includes 6 pc import rocker pick set, 12 pc pick set for GM® vehicles, 5 pc Ford® automotive rocker lock pick set, 6 pc Chrysler® lock pick set, 6 pc set for wafer locks on import vehicles, harpoon pick for removing broken keys, tweezer type universal lock turning wrench and a gas cap pick tool

YA511 Lockout Tool Set (Blue-Point®)

- Contains 17 specialized tools for unlocking car, van and truck locks
- Includes many of the components of the YA501E set plus additional service components
- Includes a penlight and instruction manual in a kit bag

YA501F Lockout Tool Set (Blue-Point®)

- Contains 15 specialized tools for unlocking car, van and truck locks
- Includes J-tool for Japanese vehicles, as well as GM® tool to service Caprice®, Buick® and Oldsmobile® vehicles
- Included Chrysler® tool also services Toyota® Camry® vehicles
- BF272 Inflatable Wedge and instruction manual included

YA610A Lock Opening Reforming Tool (Blue-Point®)

- Reforms damaged lock openings to original contour on GM®, Ford®, Chrysler® and most import cars

BF272 Inflatable Wedge (Blue-Point®)

- Offers safe entry in a lock-out situation without damage to the body finish
- Slip the deflated unit between door frame and body, inflate wedge by slowly applying pumping pressure to pull the door away from vehicle body
- Can also be used to gain entry by separating the weather stripping from the vehicle window or to adjust body panels

YA520 Door Lockout Kit (Blue-Point®)

- Includes: Two plastic wedges to create gap between door and frame, Day-Glo® yellow easy-access jim to reach inside door handles and plastic slim jim for use on door knobs


LOS145B Door Lockout Set (Blue-Point®)

- No danger of airbag activation or disconnected door linkages
- Actuate the door handle, manual lock button or electric lock button on 98% of all cars and truck
- Set includes four piece door unlocking tool that screws together without couplers for easy assembly and storage, plastic slim jim, two (2) glow-in-the-dark tips, two (2) plastic wedges to create gap between door and frame without damaging door or weather stripping and BF272 Inflatable Wedge
- Use the BF272 to easily separate door from body without damage to the vehicle
- Unlocking tool features a middle extension piece to reach across the car in extended use applications
- For sale to registered locksmiths, police and bonafide repair professionals only



- Do not use "cheater bars" on handles
- Do not use chrome or industrial finish hand tools with impact drivers
- Read safety precautions on pages W1 to W4

BODY: WINDOW AND WINDSHIELD



Window and Windshield Removal Tools

GA243 Molding Release Tool (Blue-Point®)

- Use to remove window and windshield moldings on cemented glass

YA109C Windshield Removal Tool (Blue-Point®)

- Steel cable pull handle
- Replaceable steel cutting blades can be resharpened
- For GM®, Chrysler® vehicles and other cars with windshields set in place with sealant

WK100 Windshield Knife (Blue-Point®)

- Cuts hardened urethane down to the dash
- Flush blade retention screw helps prevent damage to the dash and moldings
- Rigid aluminum shaft will not flex
- Long 18" length provides cutting leverage and reach
- Cushion grip handle for extra comfort
- Includes one blade
- Uses YA1860 replacement blades

WK200 24" Windshield Knife (Blue-Point®)

- Cuts hardened urethane down to the dash
- Flush blade retention screw helps prevent damage to the dash and moldings
- Rigid aluminum shaft will not flex
- Long 18" length provides cutting leverage and reach
- Cushion grip handle for extra comfort
- Includes one blade
- Uses YA1860 replacement blades

YA208A Windshield Locking Strip Installation Tool (Blue-Point®)

- Wedge openings in two widths make short work of installing nearly all locking strips
- Includes special tip for Dodge® truck applications
- 4" contoured handle and 4" metal shank

A192 Windshield Wiper Arm Removal Tool

- Easily remove wiper arms on most vehicles
- Both wide and narrow prying ends
- Do not use on wiper arms bolted to the shaft

S9610 Window Sash Nut Spanner Socket

- 3/8" drive and 15/32" long
- For GM® and Chrysler® cars and light trucks



Window Scrapers

YA5200A 11" Razor Blade Scraper (Blue-Point®)

- Unique shape fits into tight spots such as the area between dash and windshield
- Use any standard, single-edge razor blade
- Storage for extra blades in screwdriver style handle
- 11" long

WSC2 8" Plastic Blade Windshield Scraper (Blue-Point®)

- Scrapes windows, windshields and more
- Includes a plastic blade, or use any standard, single-edge razor blade
- 8" long tool folds to only 4-5/8"

Window Holder

YA6390 Window Holder (Blue-Point®)

- Holds side window glass up when working on the regulator
- Suction cups are attached to both sides of the glass with a cable over the door frame, preventing the glass from falling down the door



BODY: SPECIALTY TOOLS



Sanding

BF185A 5 x 2-3/4" Sanding Block (Blue-Point®)

- For flat or curved surfaces with wet or dry sandpaper
- 5 x 2-3/4"

BF189A 5x2-3/4" Sanding Block (Blue-Point®)

- For flat or curved surfaces with wet or dry sandpaper
- 5 x 2-3/4"

BF190 5-1/2" Sanding Block (Blue-Point®)

- All-purpose, multi-radius edge and flat sander
- Flexible body conforms to most sanding surfaces
- 5-1/2" long

BF192A Sanding Block (2-pack) (Blue-Point®)

- Double sided, wet/dry sanding block
- Soft side sands irregular surfaces
- Stiff side sands flat and curved surfaces

BF195 5-1/2" Sanding Block (Blue-Point®)

- Multi-purpose, radius, groove-angle and corner sander
- Flexible body conforms to most surfaces; 5-1/2" long

Bumper Cover Paint Stands

BFS1000B Bumper Cover Painting Stand

- Stand holds the bumper cover securely for painting
- Five different locking positions on the stand and full 90° rotation provide maximum versatility
- Lightweight at 23 lb and compact to store
- Casters provide full mobility



BFS1000B

Mastic Removal Tools

NYZ7007HD Manual Mastic Removal Kit

- Hand kit is ideal for aviation, automotive and industrial use, especially for delicate jobs and limited access scraping applications
- NYROC™ blades are sharpened with sandpaper, small stone or optional pneumatic sharpener
- Kit includes six 1" NYROC™ blades, six 1/2" NYROC™ blades, three 1/4" NYROC™ blades and ergonomic rubber handle




NYZ7007HD

BODY: ANTENNA/MIRROR

Mirror and Radio Trim Sockets

YA7575 Radio Removal Tool for Ford® Vehicles (Blue-Point®)

- Insert tool components into holes on the radio faceplate to release the retaining clips on the radio
- Same as Ford® No. T87P-19061-A
- Radio removal tool



YA7575

RRT105 6 pc Car Stereo Removal Tool Kit (Blue-Point®)

- Includes: Six tools for car stereo removal
- Enclosed instruction sheet lists exact model application for each manufacturer
- Applications: Audi®, BMW®, Ford®, Land Rover®, Lincoln®, Mazda®, Mercedes®, Mercury®, Merkur®, Porsche®, Saab® and VW®



RRT105



S8703 Remote Control Mirror Socket

- Hollow socket clears adjustment lever; two-prong socket has a 3/8" square drive
- 19/32" diameter on drive end; 21/32" diameter on socket end
- 2-1/16" long
- Nickel-chrome finish
- Services many Ford® and VW® vehicles



S8703



S9605B

S9605B Radio Trim Nut Socket

- Similar in appearance and function to S8703

Antenna Nut Sockets

S6166 Antenna Nut Socket

- Three-prong socket with 11/16" external hex
- 3/4" diameter, 1-1/2" long
- Services 1987 later Chrysler® vehicles



S6166

2160ANT Antenna Wrench (Blue-Point®)

- Four configurations will fit most antenna bezel nuts on U.S. and imported vehicles
- 10 mm opening for removing mast-type antennas
- Measures 7-1/4 x 1-1/2 x 1/8"
- Anodized finish



2160ANT



WARNING



• Read safety precautions on pages W1 to W4

BODY: GENERAL SERVICE TOOLS



SWDK4

Spot Weld Cutters

SWDK4 4 pc Spot Weld Cutter Set (Blue-Point®)

- 4 pc cutter set designed for high-speed cutting of up to 2,000 RPM
- Self-centering points minimize walking

SWDK412 Spot Weld Cutter (Blue-Point®)

- Designed for high-speed cutting of up to 2,000 RPM
- Self centering points minimize walking

SWDK414 Spot Weld Cutter (Blue-Point®)

- Designed for high-speed cutting of up to 2,000 RPM
- Self centering points minimize walking

SWDK438 Spot Weld Cutter (Blue-Point®)

- Designed for high-speed cutting of up to 2,000 RPM
- Self centering points minimize walking

SWDK4516 Spot Weld Cutter (Blue-Point®)

- Designed for high-speed cutting of up to 2,000 RPM
- Self centering points minimize walking



BFLIGHT1500A

Infrared Curing Light

BFLIGHT1500A Infrared Curing Lamp (120 V AC)

- Use to cure paint, primer, body filler, bonding adhesive and plastic repair products
- Adjustable lamp height and pivot
- Four (4) swivel casters for easy maneuverability
- UL® listed

- Cure times at 18" from surface
- 10 minutes 2K primers, waterborn base coat, filler/stoppers
- 15 minutes 2K plastic repair, plastic body fillers, acrylic enamels
- 30 minutes 2K top coats, high build primers, structural adhesives, synthetic enamels, high solids clear
- All metal construction
- 35 minutes polyurethane,



ET1400

Heat Gun

ET1400 Heat Gun

- Variable temperature selection
- UL®/CSA listed
- Up to 1,050 °F with three-way switch
- 3" (75 mm) spreader directs air over a wide area for window tinting, drying compounds, removing graphic films, etc.
- 1-1/2" (39 mm) reflector circulates hot air for even heating to shrink tubing and form plastic
- Variable temperature dial offers versatile 140°–1050° output for use in a wide variety of applications and materials

- Reinforced heating element out performs and outlasts traditional elements. Soft grip handle provides comfortable long term operation and helps reduce hand and wrist fatigue
- Three stage airflow includes two airflow settings with heat and selectable cool air stage for maximum user control
- 6' industrial grade rubber cord will not crack due to age or cold temperature
- Two Year Warranty

HEADLAMP AIMING



HE52B

Headlamp Spring Tools

HE52B Headlamp Spring Tool

- For servicing alignment springs
- Consists of a 3/16" diameter shank anchored in a screwdriver style handle
- 7" long



RBYF445

Headlamp Adjusters

RBYF445 4–4.5 mm Ratcheting Headlight Wrench (Blue-Point®)

- 8" overall length allows access to headlight adjustment screws
- Applications work on most late-model Ford® vehicles with 4 mm and 4.5 mm adjusters (found on aerodynamic designs) and headlights with rear mount adjusters

PAINT SPRAY: SPRAY GUNS



BLP13HVLP



BLP14HVLP



BLP15HVLP



BLP18HVLP



BLP10MHVLP

A new generation of Blue-Point® spray guns for primer, base and clear coat. Designed for the automotive refinishing painter. Lightweight and well-balanced while delivering a quality, first-class automotive finish.

Lowest trigger pull among guns in its class. Unmatched spray pattern size and quality repair kits. Optional interchangeable 125 cc aluminum cups available. Full one-year warranty.

Full Size/HVLP

Stock No.	Fluid Tip, mm	Air Consumption, SCFM	Max. Inlet HVLP PSI (bar, kPa)	Dry Weight without Cup, oz (grams)	Air Inlet Thread Size, NPSM	Cup Size, cc	Application
BLP13HVLP	1.3	9.5	29 (2.0, 200)	12.6 (359)	1/4"	600	High solids, colors and clears
BLP14HVLP	1.4	9.5	29 (2.0, 200)	12.6 (359)	1/4"	600	High solids, colors and clears
BLP15HVLP	1.5	9.5	29 (2.0, 200)	12.6 (359)	1/4"	600	Medium solids, colors and clears
BLP18HVLP	1.8	9.5	29 (2.0, 200)	12.6 (359)	1/4"	600	Primer, high viscosity materials
BLP10MHVLP	1.0	7.0	29 (2.0, 200)	11.4 (322)	1/4"	125	Primer, base and clear

Full Size - Conventional

Stock No.	Fluid Tip, mm	Air Consumption, SCFM	Max. Inlet HVLP PSI (bar, kPa)	Dry Weight without Cup, oz (grams)	Air Inlet Thread Size, NPSM	Cup Size, cc	Application
BLP14CONV	1.4	9.5	—	12.6 (359)	1.4"	600	All automotive colors and clears



BLP14CONV



BLPK14HVLP

Economy - HVLP

Stock No.	Fluid Tip, mm	Air Consumption, SCFM	Air Inlet Thread Size, NPSM	Air Pressure Range, PSI	Fluid (Water) Delivery	Cup Size, cc
BLPK14HVLP	1.4	14.5	1/4"	30-43	190-250 mL/min	600

SPRAY GUN ACCESSORIES



BF7130

Air/Fluid Hoses

BF7220 Fluid Hose

- 25' x 3/8" I.D. Fluid Hose with 3/8" FPT connectors

BF7130 Air/Fluid Hose Kit

- 6' hose kit for the BF652 pressure cup
- Kit includes 5/16" I.D. air hose with 1/4" FPT connectors and 1/4" I.D. fluid hose with 3/8" FPT connectors

Air Caps and Service Kits

BF16111 Air Cap

- General duty cap (red ring)

BF16113 Air Cap

- Clear coat cap (gold ring)

BF16114 Air Cap

- Material organizer cap (blue ring)



BF755

Gravity Feed Cups

BF755 Aluminum Gravity Feed Cup

- 34 oz (1 Liter) capacity aluminum gravity feed cup
- Use with all Snap-on® HVLP gravity feed spray guns and BF814 non-HVLP gravity feed spray gun

PAINT SPRAY: SPRAY GUN ACCESSORIES

Air Pressure Regulators

BF1410 Air Pressure Regulator

- Small, lightweight, true diaphragm mini regulator attaches to any spray gun (including HVLP models) for accurate air pressure lation
- Push/Pull lock pressure setting
- Features easy-to-read 0-160 PSI gauge
- Capacity of 22 CFM (158 SCFM) [623 L/min]

YA999 Blue-Point® Air/Water Separator

- Separates water from compressed air
- Includes drain valve for periodic draining
- 3-1/2" in length, 1-1/2" diameter



YA999



BF1410



- Do not remove or bypass the grounding prong on any electrical plug
- Use in well ventilated area
- Read safety precautions on pages W1 to W4

PAINT SPRAY: SPRAY GUN ACCESSORIES



BF521A



BF520A



BF530A



BF540A

Air Filters/Air Control Units

BF521A Air Control Unit

- Includes regulator with 160 PSI inverted gauge and air cock
- Two regulated outlets
- One filtered main line outlet
- Air Inlet: 1/2" NPT(f). Filter Capacity: 75 CFM
- Regulator capacity: 50 CFM

BF520A Air Filter

- Reusable edge type 5 micron filter element
- Highly effective at removing water, oil and other contamination
- Air Inlet: 1/2" FPT; Air Outlets: 3/8" FPT and 1/4" FPT (plugged)
- Filter capacity: 75 CFM

BF530A Air Filter

- Reusable edge type 5 micron filter element
- Highly effective at removing water, oil and other contamination
- Air Inlet: 1/2" FPT Air Outlet: two outlets @ 3/8" FPT
- Filter Capacity: 120 CFM

BF540A Mechanics Air Filter

- Portable, mounts easily anywhere
- Designed for use with quick couplers
- Air Inlet: 1/4" FPT; Air Outlets: 1/4" FPT and 1/4" FPT (plugged)
- Filter capacity: 75 CFM



BF525



BF555



BF550



BF1210



BF7000

Air Valves/Air Regulators

BF525 Air Pressure Regulator

- Two regulated outlets
- Includes 160 PSI air gauge and air cock (1/4" MPT)
- Capacity: 50 CFM

BF555 Air Adjusting Valve with Gauge

- Designed for use with HVLP spray guns
- Includes 160 PSI pressure gauge
- Air Inlet: 1/4" MPT air outlet: 1/4" FPT (swivel nut)

BF550 Air Adjusting Valve

- Precision-tapered valve
- Full open to close with approximately four turns: infinitely adjustable
- Large, easy-to-handle Inlet: 1/4" MPT air outlet: 1/4" FPT (swivel nut)

BF1210 Green Zone Air Regulator

- Reads both inlet pressure and air cap pressures

BF7000 Disposable InLine Filter

- Disposable filter removes contaminants that condense in the air hose between wall-mounted filter and spray gun
- Reduces paint defects
- Easy installation
- Card of two filters

High Volume Hose Connectors

AHCC90C Female Quick Coupler (Blue-Point®)

- High-volume 1/4"
- Designed to deliver high volumes of air to spray guns and air tools

AHCC91C Quick Coupler (Blue-Point®)

- High-volume 1/4" male quick coupler
- Designed to deliver high volumes of air to spray guns and air tools

AHCC97C Impact Wrench Adaptor (Blue-Point®)

- Use with AHCC98C high-flow coupler to improve low-pressure performance of 1/2" drive impact wrenches and other high air consumption tools



AHCC90C



BF9893



MRB20

Paint Gun Hooks/ Holders

MRB20 Magnetic Paint Gun Hook (Blue-Point®)

- Eliminates having to drill holes in your paint booth to hang your paint gun

BF9893 Spray Gun Holder

- Stand holds up to three gravity feed paint spray guns at one time for refilling
- Adjustable strainer holder
- Steel construction

BF180B Air Compressor

- Portable 1/10 HP oil-less diaphragm type compressor features internal bleed
- Compact, lightweight and quiet
- Maximum running pressure of 33 PSI 115V, 60Hz, 2.5A



BF180B

BF170A Airbrush Set

- Dual action, internal mix, bottom feed airbrush
- Single needle/nozzle design sprays a variety of reduced acrylics, enamels, lacquers, glazes and airbrush-ready paints
- Excellent choice for multiple applications
- Includes: airbrush, mixing jars, air hose, color cup, extra needle and instruction manual



BF170A

BF360 Airbrush Set

- Rotating paint reservoir allows gravity or bottom feed
- Engineered to require only one size tip, regulator and needle for application of any properly reduced medium including acrylics gouache, inks, dyes, enamels, lacquers and stains
- Includes: airbrush two 2 oz jars, one 3/4 oz jar, 6' braided hose, extra needle and tip plus foam lined storage case



BF360

BF171 Airbrush Set

- Single action, external mix, bottom feed airbrush
- Air and paint mix outside the airbrush, creating a larger, coarser dot pattern while providing a heavier spray volume
- For base coating, touch-up projects and automotive painters
- Sprays higher viscosity materials like glazes, stains, enamels and lacquers
- Includes: airbrush, mixing jars, air hose and instructions



BF171

BF175TA Airbrush Set

- Dual action, internal mix, bottom feed airbrush
- Choice of fine, medium or heavy needle/heads
- Sprays a wide range of properly reduced acrylics, enamels, lacquers, glazes and airbrush ready paints
- Includes: airbrush, mixing jars, air hose, color cup, extra tip, spray regulator, needle and instruction manual in a storage case



BF175TA

BF105 Gravity Feed Airbrush Set

- Ideal for graphic arts and automotive illustration
- Dual action, internal mix, gravity feed airbrush for professional results
- Precise performance for tight line detail
- Ergonomically balanced for hours of comfortable spraying
- Single needle, single tip configuration
- 1/3 oz permanently mounted color cup
- Sprays any properly reduced paints
- Operates with lower pressure
- 10-15 PSI
- Optional needle, regulator and tip available for a finer spray



BF105

PAINT SPRAY: PAINT GUN CLEANERS/SAFETY EQUIPMENT

Cabinet-Style Paint Gun Cleaner

PGC500A Paint Gun Cleaner

- Cleans paint guns in less than two minutes
- Meets SCAQMD air quality rule 1171
- Air safety switch on lid
- Features a high torque rotary vane air motor that requires only 7 CFM at 60 PSI
- Regulator and gauge are included
- Seal-less magnetic drive pump supplies powerful cleaning action, no seals to wear out or replace
- Sprays solvent at 85 PSI
- Reduces solvent consumption up to 90%
- Measures 30" H, 26" L and 24" W in the top




PGC500A



- Use in well ventilated area
- Read safety precautions on pages W1 to W4

PAINT SPRAY: PAINT GUN CLEANERS/SAFETY EQUIPMENT



Paint Gun Cleaning Brushes

YA7327 Paint Gun Cleaning Brush (Set of 5) (Blue-Point®)

- For external paint guns
- Can be used with commonly used cleaning solvents (do not use with solvents marked corrosive)
- Nylon bristles
- 7-1/2" L

YA7329 Paint Gun Cleaning Brush (Set of 5) (Blue-Point®)

- Similar to YA7327 but designed for fluid tip paint guns
- 7-3/4" L

BFCB101 Paint Gun Cleaning Brush Kit

- General purpose spray gun cleaning kit
- Includes 7 pc stainless-steel needle set with handle, 5 pc precision mini-twisted brush set, 3/8" pick-up tube brush (12" L), 3/16" nylon end brush, 1/2" nylon body cavity brush, nylon bristle exterior body brush and 1/4" nylon HVLP brush



Flammables Storage Cabinet

EQFSC45M Flammables Storage Cabinet

- Standard Doors
- 16 gauge walls with full 2" air walls. 45-gallon capacity with 5-gallon spill pan
- Removable fork lift channels for convenient movement and placement of cabinet
- Complies with OSHA #29 CFR 1910, NFPA Code #30 and UFC Code #79
- Spill containment exceeds 5-gallon EPA requirement

Stock No.	Outside Height	Outside Width	Outside Depth	Inside Height	Inside Width	Inside Depth
EQFSC45M	65"	43"	18"	60"	40"	15"

ABRASIVE BLAST SYSTEMS: PORTABLE PRESSURE BLAST SYSTEMS

Air-Powered Portable Pressure Blast Systems

YA441 Pressure Blast System

- For cleaning jobs on large surface areas
- Cleans a variety of materials such as concrete, stone, brick and steel
- Unit has a convenient remote control shut down at nozzle handle
- Hose length 25', with 1/4" nozzle
- Capacity: 250 lb of abrasive
- Capacity: 250 lb of abrasive
- Requires 80 CFM at 100 PSI

YA449A Pressure Blast System (Not Shown)

- Cleans a variety of materials such as concrete, stone, brick and steel
- Media is controlled by stainless-steel ball valve at nozzle handle
- Capacity: 100 lb of abrasive
- Requires 21 CFM at 100 PSI
- Hose length 10' with 1/8" nozzle

YA448 Pressure Blaster System

- For cleaning jobs where a minimal capacity of media is required
- Cleans a variety of materials such as concrete, stone, brick and steel
- Media is controlled by stainless-steel ball valve at nozzle handle
- Capacity: 40 lb of abrasive
- Requires 21 CFM at 100 PSI
- Hose length 8' with 1/8" nozzle



ABRASIVE BLAST SYSTEMS: CABINET-TYPE

Snap-on® abrasive blast systems effectively clean metal parts right down to the bare substrate. The applications vary from automotive, manufacturing, restoration to tool

and die shops, marine repair and electric motor rebuilders. Cabinet sizes vary from medium sized to larger pressure-fed systems.



Cabinet Type Abrasive Blast Systems


- Features a clamshell lid to assist in loading heavy parts
- Side door for loading smaller parts
- Variable output blast gun with trigger style control
- High efficiency 135 CFM dust collection system
- Provides user excellent visibility during blasting
- Separates dust from useable media minimizing waste
- Lower noise output
- Heavy duty steel grating in work area for heavier parts
- Dual fluorescent lights in work area for increased visibility
- Includes 25 lbs of glass bead abrasive

Specifications	YA3825	YA3825PJK	YA3825PJJ	YA3626	YA4826PA
Inside Dimensions, inches	37-1/2 W x 26 D x 16-24 H	37-1/2 W x 26 D x 16-24 H	37-1/2 W x 26 D x 16-24 H	35-1/2 W x 23-1/2 D x 16-23 H	48 W x 24 D x 14-23 H
Side Door Dim., inches	17-1/2 W x 12 H	17-1/2 W x 12 H	17-1/2 W x 12 H	18 W x 12 H	19 W x 13 H
Top Opening Dimensions, inches	37-1/2 W x 25 H	37-1/2 W x 25 H	37-1/2 W x 25 H	37 W x 14 H	48 W x 24 H
Overall Dimensions, inches	38 W x 26 D x 70 H	38 W x 26 D x 70 H	38 W x 26 D x 70 H	36 W x 24 D x 58 H	52 W x 25 D x 60 H
Dust Collection Size in CFM	205	205	205	100	160
Electrical Req.	120 V AC, 60 Hz	120 V AC, 60 Hz	120 V AC, 60 Hz	120 V AC, 60 Hz	120 V AC, 60 Hz
European Models (230 V AC, 50 Hz)	YAH3825EUR	—	—	—	—

NOTE: European model is 230V AC, 50/60 Hz, Single Phase.
*Blue-Point®

Industrial Style Blast Cabinets

- Dust collection system provides user with excellent visibility and features polysateen bags to capture dust and debris
- Dual fluorescent lights in work area for increased visibility
- Heavy duty steel grating in work area to support heavier parts



Stock No.	Inside Dimensions, inches	Dust Collection Size in CFM	Side Door Dim., inches	Top Opening Dimensions, inches	Overall Dimensions, inches	Air Supply Required	Electrical Req.	European Models (230 V AC, 50 Hz)
YA4224	41 W x 23 D x 29 H	205	18 W x 17 H	39-1/2 W x 12 H	43 W x 24 D x 73 H	25 CFM at 100 PSI	120 V AC, 60 Hz	YAH4224EUR
YA435	40 W x 26 D x 15-23 H	270	17 W x 13 H	39 x 24	40 W x 27 D x 66 H	18 CFM at 100 PSI	120 V AC, 60 Hz	YAH435-EUR
YA437	42-1/2 W x 44 D x 33 H	405	42 W x 35 H	—	44 W x 44 D x 78 H	25 CFM at 100 PSI	120 V AC, 60 Hz	YAH437-EUR

NOTE: European models are 230V AC, 50/60 Hz, single phase.
†€€

TECHNICAL SUPPORT 1-800-253-3661

YA4224 Abrasive Blast Cabinet with Foot Control

- Right hand door for smaller parts and top-opening lid for larger parts
- Foot pedal control for media delivery reduces operator fatigue

YA435 Abrasive Blast Cabinet

- Right hand door for smaller parts and full front opening door for larger parts
- Variable output blast gun with trigger style control

YA437 Large Abrasive Blast Cabinet with Foot Control

- Features a turntable to assist in cleaning larger or multiple parts easily
- Right and left hand doors allow access to turntable
- Foot pedal control for media delivery reduces operator fatigue



- Do not direct air or fluid stream at body
- Use in well ventilated area
- Do not expose solvent to flames, sparks or other source of ignition
- Read safety precaution on pages W1 to W4

SANDBLASTERS



PSB500AR

Small Sandblasters

PSB500AR Portable Sandblasting Gun

- For cleaning small areas quickly
- Lightweight aluminum construction
- Flat base provides an upright resting position
- Media capacity 4 lb
- Requires 5-12 CFM at 100 PSI



SODABLAST

Blast System Accessories

SODABLAST 2 pk Soda Blast Media

- Sodium Bicarbonate, NaHCO₂, pH 8.6
- Gently cleans surfaces without prewash
- Water soluble, non-toxic and non-hazardous degreasing
- Strips paint without damaging surrounding surface and leaves a brushed surface for improved paint adhesion
- Removes carbon deposits from engine components
- Sold in resealable 13 lb, 5 L plastic container, sold per case with two jugs per unit
- Replacement blasting media packaged in plastic jug to protect material from moisture and prevent clumping and contamination – wide mouth 5 liter jug is easy to carry, pour, and store



YA428A

Vacuum Sandblasters

YA428A Vacuum Sandblaster

- Blasts away rust, dirt and paint quickly
- Features a vacuum recovery system at the blast nozzle to eliminate mess
- Media is recycled for continuous use
- Dust is captured in container for ease of disposal
- Wheels and casters offer ease in mobility
- Vacuum recovery system 90 CFM
- Measures 49 x 18 x 18-1/2"
- Requires 14 CFM at 100 PSI and 120 V AC 60 Hz
- European model: YAH428AEUR 230 V AC 50/60 Hz

Hand-Held Abrasive Blast Systems

JWLSB2 Sodablaster



JWLSB2

- Easily removes paint, carbon deposits, grease, rust, gasket material, adhesives and other coatings
- Use on metal, plastic, wood and composite surfaces without damaging substrate
- Reduces the need for masking and grinding
- Uses sodium bicarbonate blast media – material requires no special cleanup methods or handling, is a natural degreaser and deodorizer, and rinses away with water

ABRASIVE BLAST SYSTEMS: SANDBLASTING ACCESSORIES



YA428-1



YAD4000



YA462A



YAD4003



YA466A

Abrasives

YA428-1 C-Garnet Abrasive

- Does not break down as quickly as silica sand
- Creates less dust
- 40 lb bucket

YAD4000 Steel Grit Abrasive

- Use for rough cleaning and for removing rust and scale
- 50 lb bucket

YAD4003 Steel Shot Abrasive

- Use for peening and cleaning castings and forgings
- 50 lb bucket

YA461A Glass Bead Abrasive (Coarse)

- For coarse satin finish with minimum surface removal
- 40–60 coarse grit, 50 lb bucket

YA462A Glass Bead Abrasive (Medium)

- For medium satin finish with minimum surface removal
- 60–100 medium grit, 50 lb bucket

YA463A Glass Bead Abrasive (Fine)

- Use for fine satin finish with minimum surface removal
- 100–200 fine grit, 50 lb bucket

YA466A Aluminum Oxide Abrasive

- A tough abrasive used for fast removal of heavy oxidation and burrs
- Low dust and good recycling
- 50 lb bucket

ABRASIVE BLAST SYSTEMS: SANDBLASTING ACCESSORIES



YAD100A



YAD10102A



YAD007A

Blast System Accessories

Stock No.	Nozzle	Air Jets	Blast Gun	Blast Gloves	Window Film Replacement	Replacement Filter
YA3626	YAD105	YAD104	YAD100A	YAD007A	YAD20061	YAD723A
YA4826PA	YAD2304	—	—	YAD007A	YAD20061	YADV723A
YA3825	YAD105	YAD104	YAD100A	YAD007A	YAD20061	YAD714
YA3825PJJ	YAD105	YAD104	YAD100A	YAD007A	YAD20061	YAD714
YA3825PJK	YAD105	YAD104	YAD100A	YAD007A	YAD20061	YAD714
YA4224	YAD10104A	YAD10105A	YAD10102A	YAD007A	YAD20061	YAD674
YA3423	YAD105	YAD104	YAD100A	YAD007A	YAD20061	YAD714
YA435	YAD115	YAD104	YAD100A	YAD007A	YAD20061	YAD019
YA437	YAD10104A	YAD10105A	YAD10102A	YAD007A	YAD20061	YAD018
YA3220	YAD105	YAD104	YAD100A	YAD007A	YAD20061	—

Cabinet Type Abrasive Blast Systems

YAD3976 Dust Collector (Blue-Point®)

- Optional Dust Collection System for YA3220 Blast Cabinet
- Provides an effective method to remove dust and debris from inside cabinet for better visibility
- 100CFM 120 V AC 60Hz



YAD3976

Helmets/Hoods

YA415A Cotton Twill Hood

- Bump Cap protects head, face and neck from dust



YA415A

C-CLAMPS

Medium Duty C-Clamps

- Maximum strength ribbed iron frame
- Steel screw with full standard threads and sliding T-handle
- Large anvil and steel swivel pad to ensure secure clamping
- Deep throat style

Stock No.	Throat Depth, inches	Capacity, inches	Spindle Dia., inches
CL537A	4-3/4	2-1/2	5/16
CL546A	6-1/4	2-1/2	3/8



CL537A

VICES

Utility Vises

- Regular duty utility vises can be used for a variety of shop applications
- Replaceable serrated jaws, built-in pipe jaws, swivel base and large anvil to handle a variety of jobs

Stock No.	Jaw Width, inches	Maximum Opening, inches	Pipe Capacity, inches	Throat Depth, inches
WV648	8	7-1/2	1/8-3	4-1/2
WV656	6	6	1/8-3	4-1/4
WV674	4-1/2	3-3/4	1/8-2	2-5/8
WV675	5-1/2	4-3/4	1/8-2	3-7/16
WV676	6-1/2	5-3/4	1/8-2-1/2	3-11/16



WV676



- Use in well ventilated area
- Read safety precautions on pages W1 to W4

VICES



WV1560VIS

Stock No.	Jaw Width, inches	Maximum Opening, inches	Pipe Capacity, inches
WV1550VIS	5	5-1/4	1/4-2-1/2
WV1560VIS	6	5-3/4	1/4-3-1/2

High-Visibility Safety Vises

- Coated in high visibility yellow, which conforms to the OSHA safety color standard for physical hazards regulation #1910.144
- Powder coat finish resists scratches and gives a tough, durable finish
- Handles and lockdowns are black oxide coated for additional corrosion resistance
- Units feature a straight line design with totally enclosed spindle and nut, replacement pipe and serrated vise jaws
- 360° swivel base



WV1745



WV4044



WVC2

Mechanic's Vises

- For general purpose service and maintenance shops
- Replaceable, reversible top jaws (one serrated steel, one smooth), built-in pipe jaws, swivel base and large anvil

Stock No.	Jaw Width, inches	Maximum Opening, inches	Pipe Capacity, inches	Throat Depth, inches	Copper Jaw Cap
WV1745	4-1/2	4	3-1/4	3	WV4044
WV1755	5-1/2	5	3/8-3	3-3/4	WV4045
WV1765	6-1/2	6-1/2	3/8-3-1/2	4	WV4046
WV1780A	8	7	1/8-3-1/2	4-3/4	WV4046

Pipe and Bench Vises

- Large anvil, totally enclosed spindle and nut
- 60,000 psi high ductile iron for main stress parts
- Replaceable steel vise jaw inserts and milled steel pipe jaws
- Alloy steel slide bar

Stock No.	Jaw Width, inches	Maximum Opening, inches	Pipe Capacity, inches	Throat Depth, inches
WVC0	3-1/2	4	1/8-2-1/2	4-1/2
WVC2	5	7	1/8-4-1/2	5-5/16
WVC3	6	9	3/8-6	6-5/8



WV400N



WV400S

Machinist's Vises

- Choice of swivel or nonswivel base
- Large anvil, totally enclosed spindle and nut
- 60,000 psi high ductile iron for main stress parts
- Swivel models feature slip proof 360° base, serrated teeth and double lockdowns

Stock No.	Jaw Width, inches	Maximum Opening, inches	Throat Depth, inches	Base
WV300N	3	4-3/4	2-5/8	Stationary
WV400N	4	6-1/2	3-1/2	Stationary
WV450N	4-1/2	7-1/2	4	Stationary
WV500N	5	8	4-1/4	Stationary
WV600N	6	10	5-1/2	Stationary
WV800N	8	12	5-13/16	Stationary
WV300S	3	4-3/4	2-5/8	Swivel
WV350S	3-1/2	5-1/4	2-3/4	Swivel
WV400S	4	6-1/2	3-1/2	Swivel
WV450S	4-1/2	7-1/2	4	Swivel
WV500S	5	8	4-1/4	Swivel
WV600S	6	10	5-1/2	Swivel
WV800S	8	12	5-13/16	Swivel



BLPMV5

Stock No.	Jaw Width, inches
BLPMV4	4
BLPMV5	5
BLPMV6	6

Bench Vises (Blue-Point®)

- Single piece steel blocks for higher load capacity
- Extended anvil
- Lubrication points for maintenance
- Swivel base
- Capacity range from 3.5 to 9 ton at maximum opening
- Reinforced cantilever support
- Interchangeable jaws
- Diamond ground for better grip
- Heavy duty cast iron construction
- Precise jaw alignment
- Rolled thread spindle for easy locating and tightening parts
- Protected spindle

Forged Bench Vises

- Hardened reversible jaws can be reversed for nonmarring applications or replaced when worn
- Competitive forged units do not offer replaceable jaws
- 360° swivel base increases versatility because vise can be locked in virtually any position
- Jaw adjustment screws ensure proper alignment and accuracy

Stock No.	Jaw Width, inches	Maximum Opening, inches	Pipe Capacity, inches
WVE104RT	4	3-15/16	1/4-3/4
WVE105RT	5	5-7/8	1/2-2-1/2
WVE106RT	6	7-7/8	1/2-3
WVE107RT	7	8-7/8	3/4-4



Jaw Caps


WVA Series. Aluminum grooved caps hold uneven and circular pieces.

WVF Series. Caps with heat-resistant, laminated fibers help prevent outside materials from being absorbed.

WVP Series. Prism caps have horizontal and vertical grooves for marking out, center punching, light tapping and thread cutting.

WVR Series. Caps have rubber covers.

Stock No.	Description (Chart)	Size, inches
WVA4	Aluminum Alloy Face	4
WVA5	Aluminum Alloy Face	5
WVA6	Aluminum Alloy Face	6
WVF4	Fiber Face	4
WVF5	Fiber Face	5
WVF6	Fiber Face	6
WVP4	Prism Face	4
WVP5	Prism Face	5
WVP6	Prism Face	6
WVR4	Rubber Face	4
WVR5	Rubber Face	5
WVR6	Rubber Face	6



WORKBENCHES AND PRESSES



BPWORKBENCH



EQG2223K5



EQG245U5

Work Benches and Tables

BPWORKBENCH Heavy Duty Workbench (Blue-Point®)

- Full bottom shelf and superior powder-coat finish
- Net weight: 139 lb
- Weight capacity: 1,200 lb
- Top panel: 13 gauge steel
- Bottom shelf: 13 gauge steel
- Steel support: 12 gauge steel
- 60-1/16" W x 30-3/4" D x 34-1/16" H

EQG2223K5 Open Leg Workbench

- Constructed from heavy 12 ga. steel with die formed legs welded into a one piece unit for superior strength
- Includes a storage drawer for mounting on an end or at the center of the bench
- 5' W x 29" D x 33-1/2" H

EQG245U5 Pedestal Workbench

- Manufactured with a heavy 12 gauge top surface and an integral back flange
- Four drawer pedestal is designed with roller drawer rails for smooth, non-binding operation
- 5' W x 27-1/2" D x 34-1/8" H



• Keep away from children
• Read safety precautions on pages W1 to W4

PRESSES



CG100

Specifications	CG100
Dimensions	11-1/8" W, 18" H
Pressure, tons	3
Base Size	11-1/8 x 6-1/8"
Vertical Capacity	12-3/4"
Opening Width	9"
Width Between Work Brackets	9"
Pressure Shaft Stroke	9" (when utility punch is attached)

3-ton Arbor Press

CG100 Arbor Press, 3-Ton

- Frame is 2" steel channel – bolts to work bench
- Gearing multiplies handle pressure up to 3-ton force
- Set includes arbor press frame, utility punch, work block and adaptor to convert 1/2" drive to 5/16" round drive
- Optional accessories: The adaptors from A57Q bushing driver set can be used with CG100-16 5/16" round drive adaptor – the CJ951 bearing separator fits neatly between the work support brackets

4-ton Bench Presses

CG105HY Press, Bench, 4-ton, 1-stage Pump

- Includes: frame, ram and pump

10-ton Bench Presses

CG170HY Press, Bench, Hydraulic, 10-Ton, 1-stage Pump

- Includes (1) frame, (1) ram, (1) pump and (1) work block

20-ton Floor Presses

CG470BHY 20-Ton 1-stage Hydraulic Floor press

- 20-ton Floor Press
- This is the CG473HY without the table lifting mechanism

CG473HY 20-Ton 1-stage Hydraulic Floor press

- Includes: table lifting mechanism, frame, ram, pump and work blocks

35-ton Floor Presses

CG770 Hydraulic Press Frame

CG770HY 35-Ton 1-stage Hydraulic Floor press

- Includes: table lifting mechanism, frame, ram, pump and work blocks

50-ton Floor Presses

CG570BHY 50-Ton 1-stage Hydraulic Floor press

- Includes: table lifting mechanism, frame, ram, pump and work blocks



CG471-9

Step Plates

Use step plates for the pressing of bearings, bushings and general pressing applications.

Stock No.	Diameter, inches	CG173	CG471A
CG173-1	5/8 and 1	•	
CG173-2	3/4 and 1-1/8	•	
CG173-3	7/8 and 1-1/4	•	
CG173-4	1 and 1-3/8	•	
CG173-5	1-1/8 and 1-1/2	•	
CG471-5	1-1/4 and 1-5/8		•
CG471-6	1-3/8 and 1-3/4		•
CG471-7	1-1/2 and 1-7/8		•
CG471-8	1-5/8 and 2-1/16		•

Stock No.	Diameter, inches	CG173	CG471A
CG471-9	1-3/4 and 2-3/16		•
CG471-10	1-7/8 and 2-5/16		•
CG471-11	2 and 2-7/16		•
CG471-12	2-1/8 and 2-5/8		•
CG471-13	2-1/4 and 2-3/4		•
CG471-14	2-3/8 and 2-7/8		•
CG471-15	2-1/2 and 3		•
CG471-16	2-3/4 and 3-1/4		•
CG471-17	3 and 3-1/2		•

AIR PROCESSING EQUIPMENT



Quickclamp® Regulators, Filters, and Valves

- System utilizes modular design of filters, regulators, lubricators and accessories
- Allows installation and removal of the AHR services units and accessories without breaking a pipe connection
- Clamping device holds AHR product components in rigid combinations

AHR424 General Purpose Filter

- Excellent water removal characteristics
- Standard depth type 40 mm filter element
- Particle removal per ISO 8573-1, Class 5 and Class 3

AHR426 General Purpose Pressure Regulator

- Features full-flow gauge ports and standard relieving regulators
- Low torque, non-rising pressure adjustment knob has integral locking device
- Balanced valve minimizes effect of variation in inlet pressure on the outlet pressure

AHR428 Oil Filter Lubricator

- Features a quick-release bayonet bowl, a high visibility prismatic lens and a liquid level indicator
- Lubricates a single tool, cylinder or other air-powered device

AHR430 General Purpose Filter/Regulator

- Low torque, non-rising pressure adjustment knob has integral locking device
- Standard depth type 40 µm filter element
- Particle removal per ISO 8573-1, Class 5 and Class 3

AHR423 Automatic Drain Valve (Blue-Point®)

- When fluid reaches full level it activates the float and drains unwanted oil and water automatically
- Can be used in place of a manual drain on the following units: AHR424 and AHR430

AHR438 Wall Mount Bracket

- Made of heavy duty metal
- Can be used on the following units: AHR424, AHR426, AHR428 and AHR430

Regulators, Filters and Valves

Stock No.	Inlet/Outlet Port Size	Adjustable Pressure Range	Maximum Service Pressure	Oil Capacity	Operating Temperature Range
AHRB200	1/2" NPT (F)	5–120 psig (.5–8.5 kgf/cm ²)	140 psig (9.9 kgf/cm ²)	80 mL	41–140 °F (5–60 °C)



AHRB200

AIR COMPRESSORS



BRA7380VEM



BRA8380V



BRARS8380H



BRA20312H



BRA10312H



BRA15312H

Snap-on® Air Compressors (3 Phase)

Stock No.	Horsepower, HP	Pump Stages	Tank, gal	Tank Style	Electrical Req.	Amp Req.	Mag Starter	Hour Meter	Auto Tank Drain	Air Delivery SCFM @ PSI	Max. PSI
BRA7380VEM*†	7	Dual	80	Vertical	208/230 V, 3-phase	30 @ 208/230 V	Yes	No	No	23.5 @ 175	175
BRA8380V*†	8	Dual	80	Vertical	208/230 V, 3-phase	30 @ 208/230 V	Yes	Yes	Yes	27.0 @ 175	175
BRARS8380H*	8	Rotary Screw	73	Horizontal	208/230 V, 3-phase	30 @ 208/230 V	Yes	Yes	No	35.0 @ 125	144
BRA10312H*	10	Dual	120	Horizontal	208/230 V, 3-phase	40 @ 208/230 V	Yes	No	Yes	36.0 @ 175	175
BRA15312H*	15	Dual	120	Horizontal	208/230 V, 3-phase	75 @ 208/230 V	Yes	No	Yes	48.0 @ 175	175
BRA20312H	20	Dual	120	Horizontal	208/230 V, 3-phase	100 @ 208/230 V	Yes	No	Yes	75.0 @ 175	175

*440/460/480V wiring available

†BRA7380V, BRA7380VEM, BRA8380V are available with horizontal tanks via special order.



- Use pressure regulator, lubricator and moisture filler on air line
- Follow maintenance requirements
- Read safety precautions on pages W1 to W4

AIR COMPRESSORS



BRA5DV30VP



BRAC560V



BRA5140H



BRA517V



BRA7180VEM



BRA8180V



BRA9G3B



BRARS8180H

Snap-on® Air Compressors (Single Phase)

Stock No.	Horsepower, HP	Pump Stages	Tank, gal	Tank Style	Electrical Req.	Amp Req.	Mag Starter	Hour Meter	Auto Tank Drain	Air Delivery SCFM @ PSI	Max. PSI
BRA5DV30VP	3 (peak)	Single	27	Portable	120/220 V, 1-phase	20 @ 120 V, 15 @ 220 V	Not Req.	No	No	7.0 @ 125	125
BRAC560V	5	Single	60	Vertical	208/230 V, 1-phase	20 @ 208/230 V	Not Req.	No	No	13.5 @ 140	140
BRA5140H	5	Dual	40	Horizontal	208/230 V, 1-phase	30 @ 208/230 V	Not Req.	No	No	16.0 @ 175	175
BRA517V	5	Dual	70	Vertical	208/230 V, 1-phase	40 @ 208/230 V	Yes	No	No	17.5 @ 175	175
BRA7180VEM*	7	Dual	80	Vertical	208/230 V, 1-phase	40 @ 208/230 V	Yes	No	No	23.5 @ 175	175
BRA8180V*	8	Dual	80	Vertical	208/230 V, 1-phase	40 @ 208/230 V	Yes	Yes	Yes	27.0 @ 175	175
BRA9G3B	9	Dual	30	Horizontal	Gas Engine, Electric Start	N/A	N/A	No	No	23.0 @ 175	175
BRARS8180H	8	Rotary Screw	73	Horizontal	208/230 V, 1-phase	40 @ 208/230 V	Yes	Yes	No	35.0 @ 125	144
BRAP7SOS	7	Dual	N/A	N/A	208/230 V, 1-phase	40 @ 208/230 V	Yes	Yes	N/A	23.5 @ 175	175

*BRA7180V, BRA7180VEM, BRA8180V are available with horizontal tanks via special order.



- Use pressure regulator, lubricator and moisture filler on air line
- Follow maintenance requirements
- Read safety precautions on pages W1 to W4

Snapon.com 1.877.762.7664

Just because working on cars can leave you dirty doesn't mean your garage has to be left that way. A clean, efficient garage sends a message to your customers that you'll treat their vehicles with the same attentive care. That's where Snap-on® cleaning equipment can help.

HELPING YOU CLEAN UP IS WHERE WE REALLY SHINE.

With a range of cleaning solutions and solvent-based or aqueous parts washers, we can help keep your tools and your garage looking polished. Our parts washers provide the added benefit of minimizing service fees for disposing of used solvents. Which means they can save you money and help you make more money at the same time.

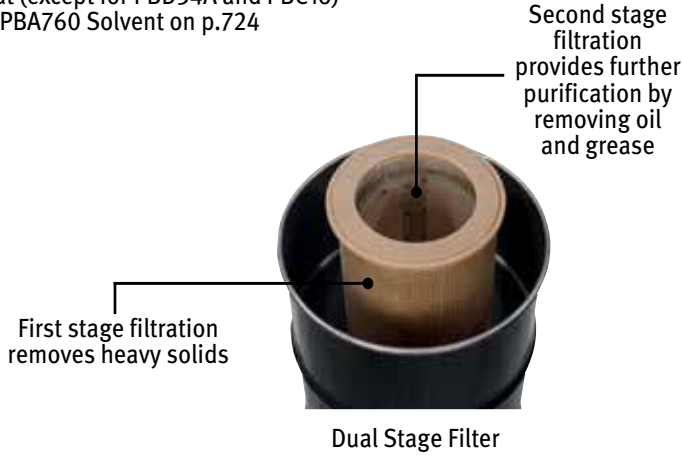


PARTS WASHERS: SOLVENT BASED

Snap-on® dual filter parts washers provide a clean supply of solvent for washing parts. Filtration system virtually eliminates solvent changes.

Parts Washers

- Composite dual stage filter provides continuous filtration of solvent
- Tubs are constructed of 16 gauge steel and feature an added lip for strength
- Complete with work lamp and flexible spout (except for PBD34A and PBC16)
- Use PBA760 Solvent on p.724



Specifications	PBD3222A	PBC3222A	PBC4828	PBD2622A	PBC16	PBD34A*
Filtration	Dual	Dual	Dual	Dual	—	—
Base	Drum	Square	Square	Drum	—	Drum
Inside Dimensions, inches	32 W x 22 D x 10 H	32 W x 22 D x 10 H	48 W x 28 D x 14 H	26 W x 17 D x 7 H	15 W x 16 D x 6 H	28 W x 22 D x 7 H
Fluid Requirements (gal)	20	20	20	10	5	10
Input, VAC (Hz)	120 V AC (60 Hz)	120 V AC (60 Hz)	120 V AC (60 Hz)	120 V AC (60 Hz)	120 V AC, 60 Hz	120 V AC (60 Hz)
Pump Volume, gallons/hour	325	325	325	210	210	210
Output Pressure, PSI	50	50	50	50	50	50
Overall Dimensions, inches	36 W x 26 D x 39 H	36 W x 26 D x 39 H	52 W x 32 D x 45 H	30 W x 21 D x 34 H	1 W x 23 D x 10 H	31 W x 23 D x 35 H
Open Height, inches	63	63	75	53	23	60
Replacement Filter	PBD3209	PBD3209	PBD3209	PBD3202	—	—
European Models (230 V AC, 50 Hz)	PBDH3222AEUR	PBCH3222AEUR	PBCH4828EUR	PBDH2622AEUR	—	—
PBD1751 Parts Tray	Included	Included	Included	—	PBCH16-EUR	Optional
PBA720A Drain Table	Optional	Optional	Optional	—	—	Optional

*Blue-Point® European Model – (230V AC, 50Hz)

TECHNICAL SUPPORT 1-800-253-3661

Electric/Medium Duty

PBC3022 Heated Aqueous Parts Washer

- Compact design is portable and can be moved to the job site easily
- Sealed lid prevents splashing when used on mobile service vehicles
- Heavy plastic body and lid is made out of high density polyethylene
- Stainless-steel mesh work surface for durability and strength
- Heating element increases cleaning effectiveness and is thermostatically controlled
- Features a 5-micron filter to separate out dirt and debris



PBC3022



PBC33B

PBC33B Heated Aqueous Parts Washer

- Clean parts with a pressurized cleaning spout
- Heated for additional effectiveness
- Polysateen drain filter to remove solids
- Heavy wall polyethylene tub and solid base
- Integral oil skimmer removes oil and grease from the cleaning solution
- Includes (5) gallons of PBA733 cleaning solution and (1) gallon of PBA734 cleaning concentrate booster
- Low solution warning indicator

PBC42B High-Pressure Parts Washer

- Fully enclosed aqueous parts washer
- Blast parts clean with a 500 PSI high-pressure wand
- Soap solution is heated for additional effectiveness
- Automatic soak cycle loosens up grime



PBC42B

Electric/Heavy Duty

PBC57A High-Pressure Automatic Parts Washer

- High-pressure aqueous parts washer effectively cleans engine blocks, cylinder heads, transmission cases and small parts
- Automatically cleans parts with a 45 PSI heated soap solution spraying from 18 high-pressure nozzles
- Controllable cycle time from 0–60 minutes
- Five RPM turntable is driven by a #40 chain for rotation without slippage, pulls out 18" for easy part loading
- Sprocket drive assembly has sealed bearing shafts for longevity
- Includes 25 lb of biodegradable soap concentrate
- Also includes integral oil skimmer and pump reservoir filter to remove oil and grease, helping maintain cleaning effectiveness
- Rugged 12 gauge steel construction with solid welded seams



PBC55-1



PBC57A

PBC55-1 Parts Basket

- Perforated steel basket for holding small parts

PBC55-3 Parts Tree

- Welded steel tube rack for hanging smaller parts



PBC55-3

Specifications	PBC33B	PBC42B	PBC57A	PBC3022
Depth, inches (mm)	28 (711)	24 (610)	35 (889)	22 (559)
Reservoir Capacity, gal	20	12	60	6
Electrical Req.	120 V AC, 60 Hz	230 V AC, 60 Hz	230 V AC, 60 Hz	115 V AC, 20 A
Pump Motor, HP	—	3/4	2	—
Output Pressure, PSI	50	500	45	50
Volume, gal/h	325	180	2,700	325
Heater, watts	1,500	1,500	9,000	1,500
Open Height, inches	65	69	69	32
Inside Dimensions, inches	21 W x 31-1/2 D x 10 H	40 W x 24 D x 16–24 H	35 W x 35 D x 41 H	17 W x 12 D x 14 H
Overall Dimensions, inches	37 W x 28 D x 42 H	44 W x 24 D x 65 H	53 W x 43 D x 69 H	30 W x 22 D x 32 H

European Models – PBCH33B-EUR† (230V AC, 50Hz), PBCH42B-EUR† (230V AC, 50Hz), PBCH57AEUR† (230V AC, 50Hz)

† C €

Air Agitated Immersion Cleaners

PBD16 Air Agitated Immersion Cleaner

- Use with parts degreaser or carburetor cleaner
- Heavy-duty air motor rotates basket in both directions
- Cover has locking band that seals unit
- 4-1/2" deep basket has hook for draining parts from top of pail and holes for holding extra-small parts

- Overall height of 32"
- Base diameter of 14-1/2"
- Requires 5 CFM @ 100 PSI



PBD16



- Do not direct air or fluid stream at body
- Do not expose solvent to flames, sparks or other source of ignition
- Use in well ventilated area

- Do not use washer without fusible link or safety valve intact
- Read safety precautions on pages W1 to W4

PARTS WASHERS: ACCESSORIES



GA501A



YA452



GA503

Parts Cleaning Brushes/Solvent Based

YA452 Parts Cleaning Brush (Blue-Point®)

- Stiff bristles with contoured, non-slip plastic handle
- Attaches to most parts washers
- Flared hose end fits 1/4" spouts; 24" long hose has internal spring to prevent kinking

GA501A Parts Cleaning Brush (Blue-Point®)

- Stiff bristles with contoured, non-slip plastic handle
- 11-1/4" long

GA503 Round Angled Parts Cleaning Brush (Blue-Point®)

- Angled round brush design
- Attaches to most parts washers

Cleaning Solutions for Aqueous Based Parts Washers

YADW896B Powdered Soap Cleaner

- Low foaming powdered soap solution
- For use in PBC57A and PBC42B parts washers
- Comes in a 25 lb container – 25 lb of powder makes 120 gallons of solution

PBA734 Cleaning Solution Additive

- Used in both PBC3022 and PBC33B for an added boost of cleaning power

PBA733 Certified Green**Concentrate Solution**

- Specially formulated solution does not absorb oil and dirt
- For use in PBC33A and B parts washers
- Comes in a 5-gallon container; makes 20 gallons of solution

PBA735 Certified Green**Concentrate Solution**

- Same as PBA733 except 1-gallon container



YADW896B



PBA760

Petroleum Based Solvent Cleaners

PBA760 Solvent Cleaner

- Excellent for removing oil and grease
- Petroleum based cleaner with 140 flash point
- For solvent based parts washers only
- Comes in a 5-gallon container

Solvent Based Parts Washer Accessories

PBA725 Parts Basket

- Hangs inside solvent based parts washers

PBA732 Casters

- Set of four casters for the PBC32, PBC4810 and PBC4814 parts washers

PBA720A Drain Table

- Attaches to outside of parts washer
- Measures 25-1/2 W x 18-1/2" D

PBD1751 Parts Tray

- Attaches to outside of parts washer
- Measures 12-1/2 W x 18-1/2" D



PBA725

PRESSURE WASHERS: PARTS CLEANING



YA730D

Hose Reels

YA730D Heavy Duty Air/Water Hose Reel

- 50' of 3/8" ID low-pressure rubber hose
- Adjustable ball stop
- 24" connecting hose
- High carbon steel retraction spring
- Guide arm adjusts to four positions



Water Nozzles and Hoses

YA571 Water Spray Nozzle

- Sprays hot or cold water
- Clip locks spray at desired setting
- Nose bumper prevents scratches to auto paint
- Fits standard garden hose threads

GA299 Air Solvent Gun (Blue-Point®)

- Used for degreasing or applying oils
- Quickly converts to long wanded air gun
- Operates on 35–175 PSI
- 8' hose for siphoning chemicals into gun
- For hoses with 1/4" NPT male fitting
- Shaft length of 10-1/2"; overall length of 16-1/2"

NOZZLEPG1 Pistol Grip Water Nozzle

- Multiple spray patterns from jet, fan, power and low flow
- Ergonomic handle allows for easy grip and less fatigue
- Precision flow port allows water to flow directly and not up and through the handle, increasing water flow, pressure and power by approximately 30%
- Machined aircraft aluminum barrel with stainless-steel construction
- Santoprene® rubber handle and head provide superior durability
- Works with any standard 5/8" or larger water hose

NOZZLEPG2 Aluminum Hose Nozzle with On-Off Lever

- Lever provides 2-way shut-off allowing spray pattern to remain the same when turning on and off
- All aluminum stem for superior durability
- Precision flow port allows water to flow directly and not "up" and through the handle
- Santoprene® rubber handle and head provide superior durability

NOZZLE360A Water Spray Nozzle (Blue-Point®)

- Turns any standard 5/8" hose into a multifunction cleaning tool
- Five different spray patterns
- 360° jetted nozzle is engineered from rugged extruded aluminum, forged stainless-steel, high grade fiberglass and comfort grip santoprene
- Two-way shutoff

NOZZLESPRY1 Straight Grip Water Nozzle

- Multiple spray patterns from jet, fan, power and even low flow
- Extra long handle for better grip
- Works with any standard 5/8 or larger water hose

NOZZLESPRY2 Long Handle Hose Nozzle On/Off Lever

- On/Off lever allows user to keep the same spray pattern and not have to turn the head to shut off the water
- Black anodized barrel with etched Snap-on® logo
- Head design improved to offer even more protection from accidentally scratching any surface it comes in contact with
- "Low Flow" design has been incorporated to help the water flow and increase the water pressure

YA297 Water Saving Hose Nozzle (Blue-Point®)

- Provides concentrated pressure stream
- Features special rocker actuated check valve
- Fits standard garden hose threads
- 9" long

PRESSURE WASHERS: COLD WATER



Electric Power

Adjustable 0–60° spray nozzle and GFCI protection with 35' power cord.

Specifications	SEPW1500P	SEPW1500SM	SEPW1000	SEPW1500USA
Style	Hand Carry	Wall Mounted	Cart Mounted	Cart Mounted
PSI (bar)	1,450 (100)	1,450 (100)	1,000 (69)	1,500 (103.5)
GPM (L/min)	2 (7.6)	2 (7.6)	2 (7.6)	2 (7.6)
Horsepower, HP	2	2	1.5	2
Voltage	120 V/20 A/single phase	120 V/20 A/single phase	120 V/15 A/single phase	120 V/17 A
Chemical Tank Capacity	—	—	1 gal	—
Pump Max. Temperature	140 °F	180 °F	140 °F	140 °F
Thermal	Mechanical	Mechanical	Mechanical	Mechanical
Hose Length, feet	26	25	25	25
Dimensions (L x W x H)	18 x 12 x 11"	20 x 12 x 20"	21 x 16 x 36"	30 x 21-1/2 x 36"
Shipping Weight, lb	68	98	65	150



- Do not direct air or fluid stream at body
- Read safety precautions on pages W1 to W4

PRESSURE WASHERS



SEPW1600G

SEPW2700G

Gas Engine

Interchangeable or adjustable 0 to 40° spray nozzle plus powder coated tube frame cart with pneumatic tires.

Specifications	SEPW1600G	SEPW2700G
Style	Cart Mounted	Cart Mounted
PSI (bar)	1,600 (110.4)	2,700 (183.3)
GPM (L/min)	3 (11.4)	3 (11.4)
Engine	160 cc	196 cc
Fuel Tank Capacity	1.9 qt	3.9 qt
Chemical Tank Capacity	3 gal	3 gal.
Thermal	165 °F	165 °F
Hose Length	50	—
Dimensions (L x W x H)	30 x 21-1/2 x 36"	30 x 21-1/2 x 36"
Shipping Weight, lb	87	108

OIL FIRED HOT WATER



SEPW30SHDE

SEPW2725SHDE

Heats water to 200 °F. Includes ceramic plunger pump with stainless-steel valves, trigger gun, interchangeable nozzles, chemical injection, adjustable pressure, stainless-steel cold wrap-around coil, poly fuel tanks and GFCl protection. Powder-coated tube-frame cart with pneumatic tires for extra durability.

Electric Power

Specifications	SEPW14SHDE	SEPW20SHDE	SEPW30SHDE	SEPW2725SHDE
PSI (bar)	1,450 (100)	2,000 (138)	3,000 (207)	2,700 (186)
GPM (L/min)	2 (7.6)	4 (15.2)	4 (15.2)	—
Horsepower, HP	2	5	7.5	5
Voltage	120 V/20 A/single phase	230 V/25 A/single phase	230 V/34 A/single phase	230 V/25 A/single phase
Burner Fuel Capacity	5 gal	5 gal	5 gal	—
Dimensions (L x W x H)	34 x 27 x 47"	34 x 27 x 47"	34 x 27 x 47"	34 x 27 x 47"
Shipping Weight, lb	350	570	600	430
Hose Length, feet	50	50	50	50



SEPW3000QH

Gas Engine

Specifications	SEPW3000QH
PSI (bar)	3,000 (207)
GPM (L/min)	4 (15.2)
Engine Displacement, cc	389
Fuel Tank Capacity	6.9 qt
Burner Fuel Capacity	5 gal
Dimensions (L x W x H)	54 x 32 x 49
Shipping Weight, lb	600
Hose Length, feet	50

VACUUMS/SHOP FANS: VACUUMS



AV1000A

AV1000A Deluxe Air Vacuum Kit (Blue-Point®)

- Ideal for vehicle body shops or any applications in need of picking up dust, metal shavings or broken glass
- Includes 8.7" aluminum extension tube, pointed nozzle, flexible tube and crevice tool with brush
- Large collection bag includes a debris baffle and sliding bag clamp for emptying debris
- Lightweight ergonomic handle design

Wet/Dry Vacuums

Industrial strength full wet/dry cleaning and drying machines combine the highest degree of suction/airflow with ruggedly durable motors. Highest quality materials ensure long life. Ball bearing motor designed for strong performance with less motor strain. Engineered for easy portability and long life.



Specifications	BLPVAC5	SOVAC16	YA1009SSA	YA1023A	YA1105A
Tank	5 gal Polypro	16 gal Polypro	Corrosion Resistant	23 gal Poly	Corrosion Resistant
Casters	4 Metal Casters	Large Rear/Swivel Front	Large Rear/Swivel Front	Large Rear/Swivel Front	4 Swivel
Waterlift	65"	—	93"	93"	93"
Motor	1-Stage	2-Stage	2-Stage	2-Stage	2-Stage
CFM	49	125	99	99	99
Approvals	UL® and CUL	UL® and CUL	UL® and CUL	UL® and CUL®	UL® and CUL
Operation	Full Wet and Dry	Full Wet and Dry	Full Wet and Dry	Full Wet and Dry	Full Wet and Dry
Filter Assembly	(Washable Cartridge Filter)	(Foam and Cartridge Filter)	YAT90445	YAT90448	YAT24519
Includes	7' hose (1-1/4" dia.), 3 extension wands, washable cartridge filter, reusable foam sleeve, 10" floor squeegee nozzle with brush and crevice tool)	10' hose (1-1/2" dia.), foam filter, cartridge filter, dust collection bag, crevice tool, utility nozzle, car nozzle and round brush	1-1/2" Wet/Dry Tool Set (hose w/ swivel end, crevice tool, upholstery tool, 2 straight extensions, floor tool housing with carpet face, brush face, squeegee face)	1.5" Wet/Dry Tool Set (hose with swivel end, crevice tool, upholstery tool, 2 straight extensions, floor tool housing with carpet face, squeegee face)	1.5" Wet/Dry Tool Set (hose with swivel end, crevice tool, upholstery tool, 2 straight extensions, floor tool housing with carpet face, squeegee face)

*Blue-Point®

SHOP FANS



Portable Spotters

YA1102 Portable Spotter

- Use on carpeting, seat fabrics and other cleaning needs
- Durable molded tank
- Large 2-gallon capacity
- Powerful 55 PSI solution pump motor
- Strong recovery with 94 CFM vacuum rating
- Quick disconnect solution hose at body
- Includes hose and hand tool
- UL® and CSA® listed
- ETL and ETL-c listed
- 84" waterlift
- Bypass 1.2 HP motor

Shop Fans

WIND100 Heavy Duty Air Mover

- Enclosed spaces
- Maximum 2,500 CFM output
- Three-position discharge adjustment
- Three-speed switch

Specifications	WIND100
Power	120 V AC/60 Hz
Speeds	3
Air Delivery	1,600; 2,000; 2,500 CFM
Air Flow Direction	0°/30°/90°
High Output Fan Size	10-1/2" W x 10-3/4" D
Motor	.5 HP
Motor Rating	Continuous Duty
Power Cord	15' (18/3)
Size, inches	18 x 14 x 20-1/2



- Do not direct air or fluid stream at body
- Read safety precautions on pages W1 to W4

A safe shop is one that offers protection for you and your staff, your customers and your assets. No one offers as many ways to assure safety as Snap-on® does.

SAFETY FIRST MAKES CAREERS LAST.

We not only offer tools to expand your capabilities, we offer safety products to extend your career. Including a range of safety glasses, gloves, face protectors and much more.

SAFETY






GA3000B



GA3200



YA160A

Ear Protectors (Blue-Point®)

Specifications	GA3000B	GA3200	YA160A
Noise Reduction Rating, dB	25	28	25
Headband	Cushioned	Cushioned	Plastic
Ear Piece	Cushioned	Cushioned	Foam
Adjustable Ear Piece	Yes	Yes	N/A
Ear Piece Replacements	N/A	N/A	YA160A1
Weight, lb	.49	.77	.06



EFPBONEHEDB



EFPDISORDER



EFPSKULLMIX



EFPHANNIBALB

Face Protection

Specifications	EFPBONEHEDB	EFPDISORDER	EFPSKULLMIX	EFPHANNIBALB
Shield Style	180° Peripheral	180° Peripheral	180° Peripheral	180° Peripheral
Headband	Yes	Yes	Yes	Yes
Adjustable Headband	Yes	Yes	Yes	Yes
Impact Resistance	Yes	Yes	Yes	Yes
Shield Included	Clear and #10 Welding	Clear and #10 Welding	Clear and #10 Welding	Clear and #10 Welding
Replacement Shields	EFPCLLENSREP (Clear); EFP3WLDLENS (#3 Welding); EFP5WLDLENS (#5 Welding); EFP8WLDLENS (#8 Welding); EFP10WLDLENS (#10 Welding); EFP12WLDLENS (#12 Welding)	EFPCLLENSREP (Clear); EFP3WLDLENS (#3 Welding); EFP5WLDLENS (#5 Welding); EFP8WLDLENS (#8 Welding); EFP10WLDLENS (#10 Welding); EFP12WLDLENS (#12 Welding)	EFPCLLENSREP (Clear); EFP3WLDLENS (#3 Welding); EFP5WLDLENS (#5 Welding); EFP8WLDLENS (#8 Welding); EFP10WLDLENS (#10 Welding); EFP12WLDLENS (#12 Welding)	EFPCLLENSREP (Clear); EFP10WLDLENS (#10 Welding)

GA225 Face Shield (Blue-Point®)

- Adjustable, cushioned headband is removable
- Face shield provides impact resistance
- Includes visor (GA225-1) with PETG (impact resistance preferred)
- Measures approximately 7-3/4 x 15-1/4"
- Optional visor (GA225-2) with PC (high temperature resistance) is available



GA225



• Read safety precautions on pages W1 to W4

EYE PROTECTION

Safety Glasses/Glass 1 Series



GLASS1BK



GLASS1R

Specifications	GLASS1BK	GLASS1R
Lens	Clear	Clear
Frame	Black	Red
Anti-fog Lens Coating	Yes	Yes
Anti-scratch Lens Coating	Yes	Yes
Temple Length Adjustment	Yes	Yes
Tilt Adjustment	Yes	Yes
Design	Contemporary and Lightweight	Contemporary and Lightweight
Meets Requirements	ANSI® Z87.1, CSA® Z94.3-1992, EN166	ANSI® Z87.1, CSA® Z94.3-1992, EN166



GLASS9BK



GLASS10BK



GLASS12BKA

Safety Glasses/Glass 9 and 10 Series

Specifications	GLASS9BK	GLASS10BK
Lens	Clear	Brown
Frame	Black	Black
Anti-fog Lens Coating	Yes	Yes
Anti-scratch Lens Coating	Yes	Yes
Temple Adjustment	Yes	Yes
Design	Contemporary, sporty wraparound	Contemporary, sporty wraparound
Meets Requirements	ANSI® Z87.1	ANSI® Z87.1

ANSI® Z87.1, CSA® Z94.3 and MIL-STD-662.

Safety Glasses/Glass 12 Series

Specifications	GLASS12BKA
Lens	Clear
Frame	Black Ear Pieces
Temple Adjustment	5 Position
Design	Frameless, Sleek, Contemporary
Meets Requirements	ANSI® Z87.1



GLASS20BKYA



GLASS20BKWA



GLASS20BLA



GLASS20BLM

Safety Glasses/Glass 20 Series

Specifications	GLASS20BKYA	GLASS20BKWA	GLASS20BLA	GLASS20BLM
Lens	Amber	Dark Green (Shade #5)	Clear	Mirror
Frame	Black	Black	Blue	Blue
Lens Replacement Available	—	GLASS20LENSW	—	—
Additional Info	White Snap-on® Logo on Temples	White Snap-on® Logo on Temples	White Snap-on® Logo on Temples	White Snap-on® Logo on Temples

ANSI® Z87.1, CSA® Z94.3 and MIL-STD-662



GLASS30BK



GLASS30R



GLASS31BK



GLASS31R

Safety Glasses/Glass 30 and 31 Series

Specifications	GLASS30BK	GLASS30R	GLASS31BK	GLASS31R
Lens	Clear	Clear	Clear	Clear
Frame	Black	Red	Black	Red
Anti-fog Lens Coating	Yes	Yes	Yes	Yes
Anti-scratch Lens Coating	Yes	Yes	Yes	Yes
Ventilation Channel	Yes	Yes	—	—

ANSI® Z87.1



GLASS50BK



GLASS50R



GLASS60R



GLASS60BK



GLASS60SAP

Safety Glasses/Glass 50 and 60 Series

Specifications	GLASS50BK	GLASS50R	GLASS60R	GLASS60BK	GLASS60SAP
Lens	Clear	Clear	Clear	Clear	Clear
Frame	Black	Red	Red	Black	Sapphire
Anti-fog Lens Coating	Yes	Yes	Yes	Yes	Yes

ANSI® Z87.1 and CE EN166



SOGKBFSM01



SOGKRDHF13



SOGKWHHF13

Safety Glasses/Gasket® Series

- Impact resistant polycarbonate lens
- Scratch resistant hard coated lens
- Lightweight adjustable frame
- Meets ANSI® Z87.1-2010
- Polychromatic Hellfire® Lens darkens (Hellfire® lens only) in UV sunlight to 17% dark and moves to 84% clear at night
- Black Smoke glasses have neutral grey lens tint suitable for all situation

SOGKBFSM01 Gasket® Matte Black Smoke Safety Glasses

SOGKMBCL01 Gasket® Matte Black Clear Safety Glasses

SOGKMBHF13 Gasket® Matte Black Hellfire® Safety Glasses

SOGKMBYE01 Gasket® Matte Black Yellow Safety Glasses

SOGKRDHF13 Gasket® Red Hellfire® Safety Glasses

SOGKRDSM01 Gasket® Red Smoke Safety Glasses

SOGKWHHF13 Gasket® White Hellfire® Safety Glasses

SOGKWHSM01 Gasket® White Smoke Safety Glasses



GLASS70BCEAR



GLASS70BYEAR



GLASS70RCEAR



GLASS80BCEAR



GLASS80BYEAR



GLASS80RCEAR



GLASS90BCEAR



GLASS90BYEAR

Safety Glasses with Ear Plugs

- Hearing protection system integrated within the safety glasses
- Ensures workers are always compliant with integrated hearing and eye protection
- Earplugs easily retract into the temple pieces

- Ergonomic comfort fit
- Anti-fog and anti-scratch lens
- ANSI® impact rated lenses
- Absorbs ultraviolet rays
- NRR 25 rating



GLASS90RCEAR

Specifications	GLASS70BCEAR	GLASS70BYEAR	GLASS70RCEAR	GLASS80BCEAR	GLASS80BYEAR	GLASS80RCEAR
Color	Clear Lens, Black Frame	Amber Lens, Black Frame	Clear Lens, Red Frame	Clear Lens, Black Frame	Amber Lens, Black Frame	Clear Lens, Red Frame

Specifications	GLASS90BCEAR	GLASS90BYEAR	GLASS90RCEAR
Color	Clear Lens, Black Frame	Amber Lens, Black Frame	Clear Lens, Red Frame



• Read safety precautions on pages W1 to W4

EYE PROTECTION



SOHVBKCL01



SOHVWHCL01



SOHVRDCL01



SOHVSM01



SOHVCL01



SOHVE01

Safety Glasses – Helluvator

- Frame made of robust high ballistic nylon resin
- Lightweight, easy to store with lay flat design
- Easy snap-on/snap-off temples for repairs or lens changes
- Acts similar to visor when in the “flip up” position
- Interchangeable Lens – quick and easy to replace
- Additional lenses available in Clear, Smoke and Yellow

- SOHVBKCL01 Black Helluvator UV Safety Glasses
- SOHVWHCL01 White Helluvator UV Safety Glasses (Clear)
- SOHVRDCL01 Red Helluvator UV Safety Glasses
- SOHVSM01 Helluvator UV Replacement Lens (Smoke)
- SOHVCL01 Helluvator UV Replacement Lens (Clear)
- SOHVE01 Helluvator UV Replacement Lens (Yellow)
- SOHVPPBK Helluvator Protector Pouch (Not Shown)



SOROSBSM02



SORSSBSM02



SOTKSBSM02



SOTQSBSM02

Sun Glasses/Nylon Frame

- Indestructible Grilamid® nylon hinged frame
- Polycarbonate impact resistant polarized lenses
- Rx compatible
- Lifetime rebuild agreement
- Made in the USA

- SOROSBSM02 RAY-ON Black Smoke Polarized
- SORSSBSM02 Rockstar Shiny Black Smoke Polarized Sunglasses
- SOTKSBSM02 Tank Shiny Black Smoke Polarized Sunglasses
- SOTQSBSM02 Torque Shiny Black Smoke Polarized Sunglasses

- SOROBL02 RAY-ON Blue Mirror Polarized Replacement Lens
- SOROGR05 RAY-ON Green Mirror Polarized Replacement Lens
- SOROMR04 RAY-ON Flash Polarized Replacement Lens
- SOROPU06 RAY-ON Purple Mirror Polarized Replacement Lens
- SORORD03 RAY-ON Red Mirror Polarized Replacement Lens
- SOROSM07 RAY-ON Smoke Polarized Replacement Lens
- SORSBL02 Rockstar Blue Mirror Polarized Replacement Lens
- SORSGR02 Rockstar Green Mirror Polarized Replacement Lens
- SORSMR02 Rockstar Flash Polarized Replacement Lens
- SORSPU02 Rockstar Purple Mirror Polarized Replacement Lens
- SORSRD02 Rockstar Red Mirror Polarized Replacement Lens
- SORSSM02 Rockstar Smoke Polarized Replacement Lens
- SOTKBL02 Tank Blue Mirror Polarized Replacement Lens
- SOTKGR02 Tank Green Mirror Polarized Replacement Lens
- SOTKMR02 Tank Flash Polarized Replacement Lens
- SOTKPU03 Tank Purple Mirror Polarized Replacement Lens
- SOTKRD03 Tank Red Mirror Polarized Replacement Lens
- SOTKSM02 Tank Smoke Polarized Replacement Lens
- SOTQBL02 Torq Blue Mirror Polarized Replacement Lens
- SOTQGR02 Torq Green Mirror Polarized Replacement Lens
- SOTQMR02 Torq Flash Polarized Replacement Lens
- SOTQPU03 Torq Purple Mirror Polarized Replacement Lens
- SOTQRD02 Torq Red Mirror Polarized Replacement Lens
- SOTQSM02 Torq Smoke Polarized Replacement Lens

Sun Glasses/Aluminum Frame

- Scratch resistant hard coated lens
- Smoke tinted lens are suitable for all situations
- Milled from the highest grade 7075 billet aircraft aluminum
- 2.0 mm polycarbonate lenses
- 100% UV protection
- Hard case included

- SOCBBKBR02 Carb Black Brown Polarized Sunglasses**
- SOFFBKSM02 Forty-Five Black Smoke Polarized Sunglasses**
- SOFUBKSM02 Fuse Black Smoke Polarized Sunglasses**
- SOKKBKSM02 Krank Black Smoke Polarized Sunglasses**



SOCBBKBR02



SOFFBKSM02



SOFUBKSM02



SOKKBKSM02

Protective Eyeshields

GLASS1BOTG Protective Eyeshields

- Single panoramic lens offers increased visibility
- Protective coating resists fogging, scratching, static and UV rays
- Frames adjust horizontally and vertically for comfort
- Side impact protection
- Universal nose bridge
- Snap-on® logo on ear piece
- ANSI® Z87.1

GLASSVIS Protective Eyeshields

- Will fit over prescription glasses or can be worn alone
- Wraparound side shields, impact resistant and anti-glare guard
- Clear uncoated lens with black frames
- ANSI® Z87.1, CSA® z94.3 and MIL-STD-662



GLASS1BOTG



GLASSVIS

Safety Goggles

GAC1580A Dust/Impact Goggles (Blue-Point®)

- Economic splash goggle with transparent clear body and indirect ventilation
- Fits over most prescription eyewear
- Fog-Ban® anti-fog coating
- Meets ANSI® Z87.1-2010 and is certified to CSA® z94.3 standards

GOGGLE2ATOR Safety Goggles

- Durable molded frame with soft and flexible elastomer that seals for a custom fit
- Quick adjust headband clips permit fast and easy fitting
- Indirect ventilation system channels and directs airflow over the lens, minimizing fogging and improving vision potential while providing superior splash and impact protection
- Uvex® 4C+ lens coating to protect against fogging, scratches and UV rays
- ANSI® Z87.1



GAC1580A



GOGGLE2ATOR

Service Tools

GOGGLE1 Protective Goggles

- ANSI® Z87.1-1989



GOGGLE1

Respirators and Filters

YA127C9 Pre-filter/Filter Set

- Includes plastic cover, YA1991 N95 pre-filter and YA1992 organic vapor cartridge

YA1991 N95 Pre-filter

- 95 filter efficiency level
- Effective against particulate aerosols free of oil
- Includes six pairs

YA1992 Organic Vapor Cartridge

- Protects against organic vapors
- Includes one pair
- Do not use with isocyanates



YA127C9



YA1991



YA1992



• Read safety precautions on pages W1 to W4

GLOVES



GLOVE500BLC



GLOVE500RLC

Technician SuperCuff® Gloves

- Patented SuperCuff® design provides a super comfortable, snug and secure wrist closure design while not restricting wrist and hand movement
- Heavy Lycra® panels between fingers allows for greater comfort and fit
- Gloves are machine washable, air dry only
- Reduced seam design for the index finger
- TPR stitching instead of sonic welding increases flexibility
- Snap-on® logo silicone print on palm

Stock No.	Color	Size
GLOVE500BLC	Black	Large
GLOVE500BMC	Black	Medium
GLOVE500BXC	Black	XL
GLOVE500BXXC	Black	XXL
GLOVE500RLC	Red	Large
GLOVE500RMC	Red	Medium
GLOVE500RXC	Red	XL
GLOVE500RXXC	Red	XXL



GLOVE503CLA

Heavy Duty Carbon Knuckle SuperCuff® Gloves

- Hard Carbon Knuckle helps protect from heavy impacts in knuckle and back of the hand area
- Two layer palm with nonslip panels on thumb, index and middle fingers allows the user to perform the most extreme tasks without losing control
- Gel palm padding reduces vibrations without compromising dexterity

Stock No.	Color	Size
GLOVE503CLA	Red	Large
GLOVE503CMA	Red	Medium
GLOVE503CXA	Red	XL
GLOVE503CXXA	Red	XXL

TC €



GLOVELMOSSL

Cold Weather SuperCuff® Gloves

- MOSSY OAK® poly spandex fleece top lined with Bremberg® for additional insulation
- Lined genuine leather palm and index finger which offers incredible dexterity and durability along with added insulation from cold weather

Stock No.	Color	Size
GLOVELMOSSL	Mossy Oak®	Large
GLOVELMOSSM	Mossy Oak®	Medium
GLOVELMOSSXL	Mossy Oak®	XL
GLOVELMOSSXX	Mossy Oak®	XXL



GLOVE501BLC



GLOVE501GL



GLOVE501RLC

Impact Supercuff® Gloves

- SuperCuff® design provides a super comfortable, snug and secure fit without restricting wrist and hand movement
- New reduced seam design for the index finger
- New full finger dorsal TPR (Thermal Plastic Rubber) protection
- New two-layer fingertips for longer life
- Enhanced dexterity
- Snap-on® logo silicone print on palm
- TPR stitching instead of sonic welding increases flexibility
- Texturized reinforcements on palm side finger tips for better grip on dry surfaces
- New reflective finger tips for increased visibility

Stock No.	Color	Size
GLOVE501BLC	Black	Large
GLOVE501BMC	Black	Medium
GLOVE501BXC	Black	XL
GLOVE501BXXC	Black	XXL
GLOVE501GL	Green	Large
GLOVE501GM	Green	Medium
GLOVE501GXL	Green	XL
GLOVE501GXX	Green	XXL
GLOVE501RLC	Red	Large
GLOVE501RMC	Red	Medium
GLOVE501RXC	Red	XL
GLOVE501RXXC	Red	XXL



GLOVE502BLB



GLOVE502RLB

Heavy Duty SuperCuff® Gloves

- Dual fingertip layers for protection and control
- Thermal plastic rubber protection panels help eliminate cuts and scrapes
- Gel padding in the palm reduces impact
- 5 mm EVA foam
- TPR stitching instead of sonic welding increases flexibility
- Texturized reinforcements on palm side finger tips for better grip on dry surfaces
- Snap-on® logo silicone print on palm

Stock No.	Color	Size
GLOVE502BMB	Black	Medium
GLOVE502BLB	Black	Large
GLOVE502BXLB	Black	XL
GLOVE502BXXB	Black	XXL
GLOVE502RMB	Red	Medium
GLOVE502RLB	Red	Large
GLOVE502RXLB	Red	XL

TC €

Hi-Visibility Impact SuperCuff® Gloves

- Provide additional hand protection plus HI-VIZ yellow color keep hands visible while performing all tasks at hand
- Patented SuperCuff® design provides a comfortable, snug and secure wrist closure design while not restricting wrist and hand movement
- Two layer palm with non slip fingertip panels on thumb, index and middle fingers allows the user to perform the most extreme tasks without losing control
- Tough synthetic leather palm
- Heavy Lycra panels between fingers allows for greater comfort and fit
- Gloves are machine washable. Air dry only



GLOVE501HLB

Hi-Visibility Impact SuperCuff®	Stock No.	Size
	GLOVE501HLB	Large
	GLOVE501HXLB	XL

† CE

Impact Gloves (4X® Series)

- Pressure molded grip pattern on fingertip and thumb for enhanced tactility
- TPR (Thermal Plastic Rubber) on the knuckles and fingers protects against impact and abrasion injuries
- 3D molded knuckle impact guard with 4 mm EVA pad
- Form-fitting breathable MX spandex material helps keep hands dry and comfortable
- Molded TPR “Over The Top” wrist hook and loop closure for a secure fit
- XRD® palm padding cushioning for impact and vibration absorption
- Machine washable
- CE Approved



GLOVE308L

Stock No.	Color	Size
GLOVE308M	Tan/Black	Medium
GLOVE308L	Tan/Black	Large
GLOVE308XL	Tan/Black	XL
GLOVE308XX	Tan/Black	XXL

Snap-on® Impact Gloves

- Thermal Plastic Rubber (TPR) knuckle guard and finger protection
- Durable microfiber palm with Armortex® palm reinforcement panel
- Dual-layer internal fingertip reinforces the index and thumb for added durability
- D30® palm padding absorbs impact and vibration
- Thermal Plastic Rubber (TPR) closure with hook and loop provides a secure fit



GLOVE309L

Stock No.	Size
GLOVE309M	Medium
GLOVE309L	Large
GLOVE309XL	XL

Cold Weather Impact Gloves

- 5 mm EVA knuckle padding combined with Impact Guard™ on the index finger
- AX™ double connect touchscreen compatible thumb and index finger
- Hook and loop closure with Ariaprene® wrist panel for comfort and flexibility
- Triple layer palm construction
- Micro brushed tricot lining
- Water repellent shell
- Gloves are machine washable – air dry only



GLOVE307L

Stock No.	Size
GLOVE307M	Medium
GLOVE307L	Large
GLOVE307XL	XL
GLOVE307XX	XXL

Wrecker Gloves

- Extreme all over protection
- Cut resistant palm and thumb
- Reflective finger tips and cuff piping
- Incredible dexterity
- Great for tow truck workers



GLOVE504BL

Stock No.	Size
GLOVE504BL	Large
GLOVE504BXL	XL
GLOVE504BXX	XXL

Hi-Visibility Wrecker Gloves

- Extreme all over protection
- Cut resistant palm and thumb
- Reflective finger tips and cuff piping
- Incredible dexterity
- Great for tow truck workers



GLOVE504HL

Hi-Visibility Wrecker	Stock No.	Size
	GLOVE504HL	Large
	GLOVE504HXL	XL
	GLOVE504HXX	XXL

† CE



• Read safety precautions on pages W1 to W4

GLOVES

Original Mechanic's Gloves

- Form fitting stretch spandex top
- Long lasting two layer thumb panel
- Additional panels of synthetic protection surround the finger tips
- Machine washable – Will not shrink or fade
- Flexible TPR Wrist Closure
- Moisture wicking trek dry material
- Durable abrasion resistant synthetic palm



GLOVE600L



GLOVE600LG



GLOVE600LO

Stock No.	Color	Size
GLOVE600S	Red	Small
GLOVE600M	Red	Medium
GLOVE600L	Red	Large
GLOVE600XL	Red	XL
GLOVE600XX	Red	XXL
GLOVE600MG	Green	Medium
GLOVE600LG	Green	Large
GLOVE600XLG	Green	XL
GLOVE600MO	Orange	Medium
GLOVE600LO	Orange	Large
GLOVE600XLO	Orange	XL



GLOVE300AL

Fast Fit Technician Gloves

- Easy on/off for ultimate in convenience
- Great fit and feel, excellent value
- Performance plus economy
- Synthetic leather palm, stretch panels between the fingers
- Two way stretch spandex padded back

Stock No.	Size
GLOVE300AS	Small
GLOVE300AM	Medium
GLOVE300AL	Large
GLOVE300AXL	XL
GLOVE300AXXL	XXL

† CE

Grip Gloves

- Armortex® Grip covers the entire palm for durable gripping power
- Form-fitting TrekDry® material top
- Thermal Plastic Rubber (TPR) hook and loop closure provides a secure fit to your wrist
- Machine washable
- Multiple use gloves including use in material handling, maintenance, repair and home improvement projects
- CE Approved



GLOVE1100L

Stock No.	Size
GLOVE1100M	Medium
GLOVE1100L	Large
GLOVE1100XL	XL
GLOVE1100XX	XXL



GLOVE304AL

Cold Weather Gloves

- Heavyweight fleece outer
- Wind proof insert with inner Nyllex® lining
- Grip thumb and palm panel
- Nylon finger gussets stay flexible in all weather conditions
- Synthetic leather protects outer edge of thumb
- Gauntlet cuff with hook and loop closure
- Water resistant grip with two piece palm

Stock No.	Size
GLOVE304AS	Small
GLOVE304AM	Medium
GLOVE304AL	Large
GLOVE304AXL	XL
GLOVE304AXX	XXL



GLOVE505RL

Deep Freeze Gloves

- Extreme weather all over protection
- Windproof/waterproof barrier
- Rubberized palm and thumb for great grip
- Reflective finger tips and cuff piping
- Incredible dexterity

Stock No.	Size
GLOVE505RM	Medium
GLOVE505RL	Large
GLOVE505RXL	XL
GLOVE505RXX	XXL



GLOVE601AL

Mossy Oak® Break-Up® Country Camo Gloves

- Form-fitting TrekDry® material with Mossy Oak® Break-Up® Country camouflage helps keep hands cool and comfortable
- Thermal Plastic Rubber (TPR) hook and loop closure provides a secure fit
- Seamless single layer palm provides maximum dexterity
- Durable synthetic leather
- Machine washable

Stock No.	Size
GLOVE601AS	Small
GLOVE601AM	Medium
GLOVE601AL	Large
GLOVE601AXL	XL
GLOVE601AXX	XXL



GLOVE700L



GLOVE800ML

Padded Palm Leather Gloves

- Genuine leather knuckle guard with padding and TPR (Thermal Plastic Rubber) logo
- Oversized cuff is securely fastened by TPR closure
- Durable synthetic leather palm section with heavy padding reduces vibration from tools
- Breathable, stretch mesh top
- High tactility reinforcement

Fingerless Impact Gloves

- Palm reinforcements with Poron® padding protects hand and reduces hand fatigue
- Form fitting stretch spandex top
- EVA padded index finger knuckle
- Fingerless design for dexterity
- Flexible TPR (Thermal Plastic Rubber) wrist closure

Stock No.	Size
GLOVE700M	Medium
GLOVE700L	Large
GLOVE700XL	XL

Stock No.	Size
GLOVE800ML	Medium/Large
GLOVE800LXX	X-Large/XX-Large



GLOVE900LB



GLOVE900LR



GLOVE900LO



GLOVE900LG

Touch Slip-on Gloves

- Touch Screen compatible reinforced finger tips
- Slip-On elastic cuff allows for easy access
- Soft and durable premium mesh fabric on top of hand for optimal comfort and flexibility
- Premium synthetic leather used for split palm construction for long lasting durability

- Wrap around index finger construction protecting vulnerable wear and tear zone
- Lightweight fabric between fingers for excellent dexterity
- Reflective treatments for increased visibility

Stock No.	Color	Size	Stock No.	Color	Size
GLOVE900SB	Black	Small	GLOVE900SO	Orange	Small
GLOVE900MB	Black	Medium	GLOVE900MO	Orange	Medium
GLOVE900LB	Black	Large	GLOVE900LO	Orange	Large
GLOVE900XLB	Black	Extra Large	GLOVE900XLO	Orange	Extra Large
GLOVE900XSB	Black	XX-Large	GLOVE900XSO	Orange	XX-Large
GLOVE900SR	Red	Small	GLOVE900SG	Green	Small
GLOVE900MR	Red	Medium	GLOVE900MG	Green	Medium
GLOVE900LR	Red	Large	GLOVE900LG	Green	Large
GLOVE900XLR	Red	Extra Large	GLOVE900XLG	Green	Extra Large
GLOVE900XSR	Red	XX-Large	GLOVE900XXG	Green	XX-Large

TECHNICIAN'S GLOVES

Abrasion Resistant Nitrile Technician's Gloves

- Nitrile dipped coating for protection on dirty jobs
- Ergonomically pre curved design for comfort
- High abrasion resistance protects hand on sharp edges
- Incredible grip and dexterity on wet and dry surfaces

Stock No.	Quantity	Size
GLOVE400S	3 Pack	Small
GLOVE400M	3 Pack	Medium
GLOVE400L	3 Pack	Large
GLOVE400XL	3 Pack	XL
GLOVE400XXL	3 Pack	XXL



GLOVE400L



• Read safety precautions on pages W1 to W4

TECHNICIAN'S GLOVES



GLOVE8LA



GLOVE5LB



GLOVE7LB



GLOVE6LB



GLOVE9L



	Stock No.	Quantity	Size
Nitrile Gloves (Black)	GLOVE8MA	Box of 100	Medium
	GLOVE8LA	Box of 100	Large
	GLOVE8XLA	Box of 100	XL
Nitrile Gloves	GLOVE5MB	Box of 100	Medium
	GLOVE5LB	Box of 100	Large
	GLOVE5XLB	Box of 100	XL
Heavy Duty Nitrile Gloves	GLOVE7MB	Box of 50	Medium
	GLOVE7LB	Box of 50	Large
	GLOVE7XLB	Box of 50	XL
Heavy Duty Latex Gloves	GLOVE6MB	Box of 50	Medium
Extra Thick Latex Gloves	GLOVE9M	Box of 100	Medium
	GLOVE9L	Box of 100	Large
	GLOVE9XL	Box of 100	XL

Nitrile Gloves (Black)

- Powder free plus excellent tear resistance
- Use for mechanical repairs, spray painting and refinishing applications
- Resists auto detailing chemicals

Nitrile Gloves

- Gloves resist nicks, cuts and abrasions and protect against chemical splashes
- 3X the puncture resistance of natural latex or vinyl gloves
- Light powdering facilitates removal with minimal residue
- Micro textured for better gripping

Heavy Duty Nitrile Gloves

- 14 mil thickness for heavy duty usage
- Textured fingers and palm for maximum grip
- Lightly powdered for easy on/off
- Will resist most shop chemicals
- Long cuff

Heavy Duty Latex Gloves

- Use for paint mixing, parts cleaning, transmission rebuilds and more
- Superior puncture resistance to that of natural latex or vinyl gloves
- Resists nicks, cuts, and abrasions and protects against chemical splashes
- Thick 8 mil nitrile construction
- Extra long "sleeve" for additional protection
- Powderfree. Textured for better gripping.

Extra Thick Latex Gloves

- Twice as thick as standard latex gloves for tear resistance
- Microtexture improves gripping power
- Powder free, as powder promotes allergies
- Box of 100 makes it economical



GLOVEHOLDERB

Glove Dispensers

Latex Glove Dispensing Rack

- Holds GLOVE5, GLOVE6, GLOVE7, GLOVE8 and GLOVE9 series gloves
- Metal construction prevents damage
- Magnetic base allows attachment to tool storage unit or other ferrous metal surface
- Three springs secure box firmly in holder
- Mounting holes for attachment to non-ferrous surfaces
- 10 x 5-5/8 x 3-7/8"
- Black

SHOP SUPPLIES: LUBRICATION



AS16



ULUBE1



AS8

Anti-Seize Lubricant

- Premium general purpose copper/graphite blend antiseize compound
- Formulated to prevent seizing and galling at high temperatures (resistant to 1,800 °F)
- Lubricates and protects against corrosion
- Eases assembly and disassembly of metal parts while reducing friction and wear

AS16 Antiseize Lubricant

- 16 oz bottle with applicator brush attached to cap
- Premium general purpose copper/graphite blend antiseize compound
- Formulated to prevent seizing and galling at high temperatures (resistant to 1,800 °F)
- Lubricates and protects against corrosion
- Eases assembly and disassembly of metal parts while reducing friction and wear

Synthetic Lubricants

ULUBE1 Synthetic Lubricant

- Easy to apply spray extends tool life
- Specially formulated for use with bearings and other rotating devices
- Case of (12) 5.5 oz cans

AS8 Antiseize Lubricant

- 8 oz bottle with applicator brush attached to cap
- Premium general purpose copper/graphite blend antiseize compound
- Formulated to prevent seizing and galling at high temperatures (resistant to 1,800 °F)
- Lubricates and protects against corrosion
- Eases assembly and disassembly of metal parts while reducing friction and wear

Cleaners, Polishes and Sealants

CLEAN1A Cleaning Solution

- Fresh scent formula is a specially formulated multi-surface cleaner for tires, aluminum and alloy wheels, carpets, seats and other interior fabrics
- Recommended for easy removal of UV dyes from air conditioning units
- Designed to work alone or with Snap-on® YA1102 dirt and stain extractor
- Case of (12) 32 oz spray bottles



CLEAN1A



BUFF3KIT



BUFF3KIT3

Buffing Kits

BUFF3KIT 6 pc Miniature Buffing Kit (Blue-Point®)

- Ideal for buffing and polishing autos, boats, motorcycles, aircraft and more
- Use on all painted surfaces, metal, chrome and wood
- Varied pad selection from ultra fine to very aggressive
- Wavy edge allows user to reach tight places
- Hook and loop retention system for quick, easy and secure pad/driver connection
- Includes (1) 1/4" shaft, (1) 3" diameter Shur-Grip pad holder, (1) blue wavy foam pad (fine polishing), (1) black lambswool pad (ultra fine polishing), (1) twisted wool pad (aggressive buffing) and (1) fibral wavy pad (ultra coarse buffing)
- EU - GB

BUFF3KIT1 3" Diameter Blue Wavy Foam Pad

- 3" diameter wavy foam pads for fine polishing applications
- Five pads in storage tube EU - GB

BUFF3KIT2 3" diameter Lambswool Wavy Pad

- 3" diameter lambswool pads for ultra fine polishing applications
- Five pads in storage tube EU - GB

BUFF3KIT3 Twisted Wool Pad (Blue-Point®)

- 3" diameter twisted wool pads for aggressive buffing applications
- Five pads in storage tube EU - GB

BUFF3KIT4 3" diameter Fibral Wavy Pad

- 3" diameter fibral wavy pads for ultra coarse buffing applications
- Five pads in storage tube EU - GB

BUFF3KIT5 3" diameter Shur-Grip Pad Holder

- Use with buffing/polishing pads in the BUFF3KIT series
- 1/4" shaft
- 3" diameter
- EU - GB

HAND CLEANERS



WOD303CSA



WOD503CSA



WOD1050CSA



WOD623CSA



WOD423CSA

Medicated Hand Cleaners

Medicated hand cleaner quickly dissolves and removes stubborn dirt and stains while its antiseptic properties protect the skin

WOD303CSA Medicated Hand Cleaner

- Fresh orange scent
- Case of four 4-1/2 lb cans

WOD503CSA Medicated Hand Cleaner

- Case of four 4-1/2 lb cans

Pumice Hand Cleaners

Extra strength pumice hand cleaner with antiseptic ingredient

WOD1050CSA Pumice Hand Cleaner

- Fresh orange scent
- Case of (4) 1-gallon bottles

WOD623CSA Pumice Hand Cleaner

- Case of four 4-1/2 lb cans

WOD423CSA Pumice Hand Cleaner

- Fresh orange scent
- Case of four 4-1/2 lb cans



• Do not ingest or use on face
• Read safety precautions on pages W1 to W4

SHOP SUPPLIES: HAND CLEANERS



WOD2025ACSA



WOD2325ACSA



WOD2018ACSA



WOD2115ACSA



WOD2164ACSA



WOD2264ACSA



WOD2518ACSA



WOD2525ACSA



WOD1125ACSA



WOD1025ACSA

Water Activated Hand Cleaners

- Soybean based, water activated and concentrated formula with fibril scrubbers
- Contains antiseptic ingredient and conditioners for maximum skin protection
- Redline hand cleaner offers the highest performance skin cleaning with fibril/pumice double scrubbing action

WOD2025ACSA Water

Activated Hand Cleaner

- Case of four 84 oz bottles
- Requires WOD1027 pump style hand cleaner dispenser

WOD2325ACSA Redline

Hand Cleaner

- Case of four 84 oz bottles
- Requires WOD1027HT pump style hand cleaner dispenser

WOD2018ACSA Water

Activated Hand Cleaner

- Portable size is perfect for a toolbox, cart or at home
- Squeeze bottle with no-drip nozzle
- Case of (12) 18 oz bottles

WOD2115ACSA Nitro-Gold

Hand Cleaner

- For use in WOD8207 auto dispenser or WOD8307 manual dispenser
- Case of four

WOD2164ACSA Nitro-Gold

Hand Cleaner

- Concentrated, water-activated formula that contains fibril, a natural cellulose scrubber, helpful in removing the hardest-to-remove substances such as grease, grime, 5th wheel grease, etc.

- 100% biodegradable surfactants that are eco-friendly

- No solvents to dry your skin
- Soybean oil for added cleansing and skin conditioning
- 1/2-gallon dispenser with pump and handle for easy transport

WOD2264ACSA Black

Cherry Hand Cleaner

- Concentrated, water-activated formula that contains fibril, a natural cellulose scrubber, helpful in removing the hardest-to-remove substances such as grease, grime, 5th wheel grease, etc.

- 100% biodegradable surfactants that are eco-friendly

- No solvents to dry your skin

- Soybean oil for added cleansing and skin conditioning

- 1/2-gallon dispenser with pump and handle for easy transport

WOD2518ACSA Black Cherry

Hand Cleaner 18 oz

- No solvents to dry your skin
- Very appealing black cherry fragrance
- Non-drying formulation
- Eco friendly
- 100% biodegradable
- Environmentally safe

WOD2525ACSA Black Cherry

Hand Cleaner 2,500 ml

- No solvents to dry your skin
- 100% biodegradable surfactants that are eco-friendly

- Soybean oil for added cleansing and skin conditioning

- Very appealing black cherry fragrance

- Non-drying formulation
- Eco friendly

- 100% biodegradable
- Environmentally safe

WOD1125ACSA Water

Activated Hand Cleaner

- Water activated, solvent free, concentrated cleansing formula for the toughest soils

- Soybean oil, surfactants, conditioners and fibril to cleanse and condition your skin

- 100% biodegradable

WOD1025ACSA Nitro-Gold

Water Activated

Hand Cleaner

- Water activated, solvent free, concentrated cleansing formula for the toughest soils

- Soybean oil, surfactants, conditioners and fibril to cleanse and condition your skin
- 100% biodegradable

Hand Cleaner Dispensers

WOD507 Heavy Duty Hand Cleaner Dispenser

- Convenient for wall mounting
- 4-1/2 lb cans of hand cleaner

WOD1027 Pump Style

Hand Cleaner Dispenser

- Wall-mounted, pump-style dispenser for WOD2025ACSA or WOD2325ACSA hand cleaners in 84 oz bottles

WOD1027HT Pump Style

Hand Cleaner Dispenser

- Wall-mounted, pump-style dispenser for WOD2025ACSA or WOD2325ACSA hand cleaners in 84 oz bottles

WOD8207 Automatic

Hand Cleaner Dispenser

- Auto dispensing portion control, no waste, dripping or cross contamination
- Over 900 washes per refill bottle
- Auto dispenser eliminates grease and grime accumulating on dispenser
- Four D batteries will last 30,000 cycles, over 30 refills, or over 18 months' battery life
- Sleek ergonomic and attractive design, less than 4" wide, meeting the fire marshal code for hallways

WOD8307 Manual

Hand Cleaner Dispenser

- Proprietary unit, refills only from your authorized Snap-on® franchisee (Refill: WOD2115ACSA)
- 2 mL dispenses with each activation and 750 hand washes per refill
- Sleek ergonomic and attractive design, less than 4" wide, meeting the fire marshal code for hallways
- Tamper-resistant and keyless locking cover
- Dispense from bottom, eliminating unused hand cleaner in refill

WOD1127 Touch Free

Hand Cleaner Dispenser

- Metered control for exact amount needed to clean hands
- Long battery life with up to 80,000 activations
- No dripping, mess, or waste of soap
- Sleek, narrow design requiring less wall space
- Works with the WOD1025ACSA Nitro-Gold and WOD1125ACSA Black Cherry hand cleaner bottles



WOD507



WOD1027



WOD1027HT



WOD8207



WOD8307



WOD1127

SHOP SUPPLIES: HAND CLEANERS

Hand and Shop Towels

WOD5020 Hand and Tool Cleaning Towels

- Convenient hand towels for cleaning tools or hands of oil and grease
- Towels contain lanolin and rust preventatives



WOD5020

Fingernail/Hand Brushes

WOD1000A Fingernail Brush

- Use with any WOD series hand cleaner



WOD1000A

SHOP SUPPLIES: WIRE BRUSHES



Wire Brushes

- Ergonomic cushion grip handle designed for maximum comfort and control
- Use with both hands to maximize pressure
- Heavy 28 gauge stainless steel gives units maximum strength and durability
- Choice of brush width and length allows you to cover a wide range of applications Applications: Ideal for cleaning rusted threads, battery terminals and gaskets. Removes body rust prior to welding on various metal parts. Cleans off caulk and interpanel grinding welds

Stock No.	Description (Chart)	Set Contains:			
		WBSET	WBSSSET	WBBS2BKT	WBSS2BKT
WBBS2	2" miniature brass wire brush	2	1	25	
WBSS2	2" miniature stainless-steel wire brush	1	1		25
WBSS3	3" Stainless-steel Wire Brush		1		
WBSS5	5" stainless-steel wire brush				
WBSS8	7-3/4" stainless-steel wire brush		1		
WBSS14	6-3/4" stainless-steel wire brush		1		
WBSS5CAL	5" stainless-steel wire caliper brush				



AC58E



AC59C



AC5C



AC64B

Specialty Brushes

AC58E Wire Brush (Blue-Point®)

- Curved scratch brush
- Carbon steel bristles
- 13-3/4" long

AC59C Stainless-Steel Wire Brush (Blue-Point®)

- Curved scratch brush with stainless-steel bristles
- 13-3/4" long

AC5C Hand Scratch Brush (Blue-Point®)

- Stainless wire bristles for use where corrosive materials are found
- 7-7/8" long

AC64B Shoe Handle Scratch Brush (Blue-Point®)

- Carbon steel bristles
- 10 x 1-1/16"
- 5" long



- Do not use wire wheels above their maximum rated RPM
- Read safety precautions on pages W1 to W4

SHOP SUPPLIES: WIRE WHEELS

Crimped Industrial (Tempered, High Density Wire)

Stock No.	Brush Diameter, inches	Width, inches	Arbor Hole, inches	Maximum Safe Free Speed, RPM
AC48A	8	1	5/8	4,500

AC48ADAPT1 Wire Wheel Shaft Adaptor (Blue-Point®)

- Adapts the AC48A to a 1" shaft

AC48ADAPT3/4 Wire Wheel Shaft Adaptor (Blue-Point®)

- Adapts the AC48A to a 3/4" shaft



AC48A

AC48ADAPT3/4

AC48ADAPT1

Crimped Heavy Duty (Non-tempered Wire)

Stock No.	Brush Diameter, inches	Width, inches	Arbor Hole, inches	Maximum Safe Free Speed, RPM
AC26E	6	29/32	5/8, 3/4, 1	6,000
AC28E	8	1-1/8	5/8, 3/4, 1	4,500



AC26E

Twisted Tuft

Tufts are 1-1/4" long and are twisted about 2/3 of the way.

Stock No.	Wheel Diameter, inches	Wheel Width, inches	Wire Size, inches	Arbor Hole, inches	Maximum Safe Free Speed, RPM
AC614B	6	1/2	.016	1/2, 5/8	9,000



AC614B

Encapsulated

- Individual wire tips are encased in synthetic elastomer material (gradually wears away to expose only wire tips) for consistent stiff brushing action
- Ideal for auto body and surface applications

Stock No.	Wheel Diameter, inches	Wheel Width, inches	Wire Size, inches	Arbor Hole, inches	Maximum Safe Free Speed, RPM
AC207A	2	1/4	.014	3/8, 1/2	18,000
AC217A	3	1/4	.014	3/8, 1/2	18,000



AC207A

KNEE PADS/BACK SUPPORT

Knee Pads

KNEEPAD2 Kneepads

- Polypropylene cap protects against floor debris
- Outer cap is securely attached to padded nylon inner pad for maximum comfort
- Extra wide hook and loop straps for easy on/off
- Lightweight

KNEEPAD3 Gel Cushioned Kneepads

- Wide neoprene rear lower flap reduces chafing
- Gel cushioned for maximum comfort
- Hook and loop straps for easy on/off, secure fit and comfort
- Hinged pad extensions for a comfortable fit



KNEEPAD2



KNEEPAD3

Back Supports

- Curved, firm support pads help reduce back fatigue
- Unique patented lumbar pad design to firmly support the lower back
- Not a replacement for proper workplace design and proper training in lifting, twisting and bending movements



BACK1L



BACK1LBK

Stock No.	Color	Size
BACK1M	Red	Medium, 31–36" waist
BACK1L	Red	Large, 35–40" waist
BACK1SBK	Black	Small, 27–32" waist
BACK1MBK	Black	Medium, 31–36" waist
BACK1LBK	Black	Large, 35–40" waist
BACK1XLBK	Black	XL, 39–44" waist

OVERVIEW	754
ZEUS™	756
ETHOS® EDGE	757
VANTAGE® ULTRA	758
SOLUS EDGE®	759
MODIS™ EDGE	760
VERDICT®	761
ACCESSORIES	763
GAS ANALYZER	772
SOFTWARE	774
HEAVY-DUTY PRO-LINK® ULTRA	777
DIAGNOSTIC THERMAL IMAGER	783



DIAGNOSTICS



“We take pride in what we sell, so we make sure the product does what it needs to do.”

Reyes Beas
San Jose, CA Facility



WE DON'T JUST CREATE DIAGNOSTIC TOOLS. WE CREATE ANSWERS.

From simple to the most complex diagnostic issues, Snap-on® makes the tools that help you solve them. Quickly. The only question is, which is the right platform for your needs? We offer a full range of diagnostic tools and features, so you can handle anything your customers need.

Help managing repairs, and even your business.

With everything from basic scan tools to our top-of-the-line diagnostic and information system, our diagnostic tools help you find, fix and document problems. Our VERUS® Edge can even help you keep your shop running as smoothly as the vehicles it troubleshoots.



SCAN TOOLS

Our ETHOS® Edge offers OEM-specific coverage for dozens of systems on over 49 makes, while SOLUS Edge® adds the advantage of exclusive SureTrack® Expert Information.



LAB SCOPE

VANTAGE® Ultra arms you with exclusive Fast-Track® Guided Component Tests plus the accuracy of six million data samples per second.



MULTIFUNCTION TOOLS

MODIS™ Edge combines scan, scope and expert information resources in one advanced tool. VERUS® Edge does the same, along with a big 10-inch display, Windows® multitasking feature and the freedom of Wi-Fi and wireless scanning.

ZEUS™ WITH INTELLIGENT DIAGNOSTICS



EEMS3342

ZEUS™ with Intelligent Diagnostics

EEMS342

- Exclusively hosts the all new Intelligent Diagnostics*
- Intelligent Diagnostics provides you direct access to the key information for the specific vehicle and code you are handling
- Get direct access through Intelligent Diagnostics to vehicle and code specific TSB's, Smart Data, Functional Tests and Reset procedures, Guided Component Test Meter and SureTrack information
- TSBs – provide the latest information and technical bulletins, straight from the manufacturers
- Smart Data automatically creates a Custom Data List for a specific code and highlights the values that are out of range
- Fast, easy access to expert Information via SureTrack® – providing you with real world repairs, tips and timesavers from real Technicians
- Avoid unnecessary parts replacement. Exclusive Fast-Track Guided Component Tests show what to test, how to connect and what results to look for
- Plus get access to the optional ShopKey® Pro (SureTrack requires Wi-Fi access and current software upgrade)
- Boots from cold in about a minute; powers up in Ready Mode in just 5 seconds
- Secure, 64GB solid-state drive and a Quad-core Intel® Celeron® processor (1.83 GHz, 2 GB RAM, 32-bit)
- Built-in Wi-Fi and Internet browser for the freedom to work wirelessly
- Thin and light tablet-style design, with a 1280x800 high-resolution display
- Factory-installed antivirus and security essentials
- Comprehensive data manager that can store thousands of vehicle records, customer data, vehicle IDs, fault codes, repair notes and diagnostic results
- Capacitive touchscreen, sensitive to your every gesture
- Stay connected to the vehicle and the internet while moving freely around the service bay
- One-Touch Full Vehicle Code Scan & Clear quickly checks and clears codes for all available modules on the vehicle
- Industry-leading functions, tests and coverage previously found only in expensive factory tools
- OEM-specific coverage for 49 makes, as far back as 1980 (European optional)
- Codes, live data, functional tests, relearns and adaptations for 100's of vehicle systems
- Hot-dockable scope module with 9 ft USB extension cord
- High-speed 4-channel lab/ignition scope and digital/graphing meter
- 6 megasamples/second sample rate and glitch capture detects faults other scopes miss
- Scale range: 0-100mV to 0-400V, 50kV secondary ignition
- Sweep rate: 50 microseconds to 20 seconds (5 min in GMM mode) so you don't miss a thing
- Exclusive Fast-Track guided component tests for 40 domestic, Asian and European makes
- VDC, VAC, Ohms, frequency, duty cycle, pulse width, diode test and more

*For full functionality a subscription or current software licence must be in place.

ETHOS® Edge SCAN TOOL

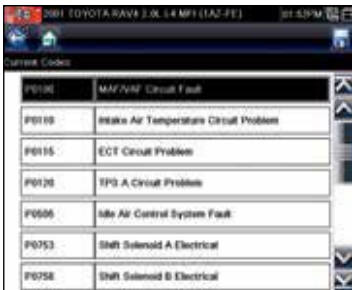
ETHOS® Edge



EESC332



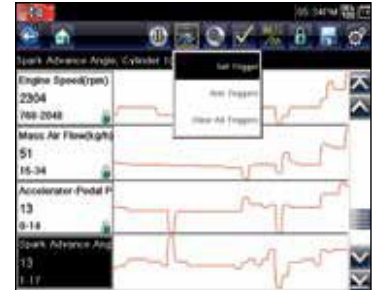
OEM-specific codes and live data graphing for critical vehicle systems.



Read and clear OEM proprietary and global codes in just seconds with clear code definitions on screen.



Fast touch-screen operation for vehicle ID and navigation. Saves previous vehicles and data for review.



Graph up to four live data parameters at once. Set triggers to catch intermittent faults.

EESC332 ETHOS® EDGE Scan Tool

- OEM-specific coverage for 49 domestic, Asian and European makes
- Coverage as far back as 1983 model year
- Large, full-color 5.6" VGA touch screen for precise graphing and detailed results
- Embedded SMX® Operating System dedicated to diagnostic functions for fast, reliable operation
- Steady-Charge system charges the lithium-ion battery from the vehicle, eliminating changing or charging batteries
- Super-fast boot-up – ready to work in just five seconds
- Auto ID read the VIN so you don't have to
- One-Touch Full Vehicle Code Scan and Clear quickly checks and clears codes for all available modules on the vehicle
- High-capacity microSD™ card contains diagnostic software and stores your data files

- Customizable tools to fit the way you work: pause and review live data, create custom data lists, set min/max triggers to flag abnormal data, zoom in on graphs to monitor vehicle performance over time
- Detailed trouble code definitions, live data, functional tests, relearns, and adaptations
- Ability to record all available live data parameters and graph any four on screen at once

Includes:

- ETHOS® Edge scan tool
- 5 ft data cable with keyless OBD-II connector
- USB cable for connection to PC
- Padded nylon carry case
- Battery pack
- AC power adapter
- Quick start guide



EAK0301B07C

EAK0301B07C European Vehicle Adaptor Kit

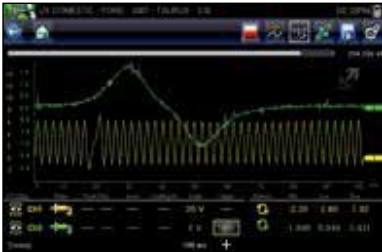
- Use with all ETHOS® series scan tools



- Do not use in atmosphere with explosive vapor
- Read safety precautions on pages W1 to W4

VANTAGE® Ultra COMPONENT TEST SYSTEM

VANTAGE® Ultra



Precision high-resolution display makes it easy to see vehicle faults and component failures.



EETM309



Component locator and connector diagrams show the best test locations.



Vehicle-specific tests for millions of component applications automatically preconfigure meter settings to save time and eliminate guesswork.



Exclusive Fast-Track® Guided Component Tests show where to test, how to connect and what to look for.

EETM309 Vantage® Ultra Component Test System

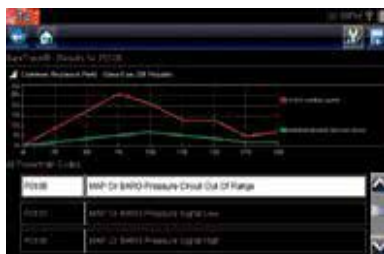
- The perfect companion to any scan tool – adds confidence to any diagnosis
- High-speed lab scope, digital and graphing meter and expert information makes it easy to verify component faults
- Exclusive Fast-Track® Troubleshooter guided component tests verify component failures with test procedures, automatic meter setup, connector diagrams, component locator and waveform library
- Test components before replacing for accurate first-time repairs
- Our fastest operating system with superfast boot-up in only five seconds – diagnostic results in only 30 seconds
- Easy one-touch navigation using big 8" color touch screen or keypad operation
- Vehicle-specific component tests for over 40 US, Asian and European makes, 1981–current
- PC connectivity via USB port; save, share, view, print files via ShopStream® Connect application available at no charge
- Coverage for thousands of components on all major vehicle systems – engine, fuel, transmission, emissions, ignition, ABS, lighting, solenoids, valve train, cooling, climate, anti-theft, oxygen sensor and many more
- Save your diagnostic results and screen images on internal microSD™ card
- 6 million samples/sec
- 3MHz bandwidth
- Preset and custom meter settings
- Peak detect, cursors and glitch capture to help find problems other scopes miss
- **Includes:** Vantage® Ultra component test meter, two shielded scope leads, probes, clips, 110 V AC power adaptor, high energy Lithium-ion battery pack and soft-sided nylon carry case
- **Optional accessories:** Precision low-amp probe, low-pressure transducer, medium-pressure transducer, high-pressure transducer, screen protectors, pressure adaptor (required for pressure transducer use), organizers for three-series carts, organizers for four-series carts and a wide range of ignition adaptors



EESC320



Graph up to four live data parameters at once. Catch hard-to-find faults with trigger, record, playback and scaling zoom functions.



SureTrack® Expert Information System with millions of Real Fixes and verified parts replacement records harvested from successful repair orders.



Easily identify service items and view status. Reset service indicators after repair or service.

EESC320 SOLUS Edge® Full Function Scan Tool

- Wi-Fi® access to SureTrack® expert information and verified parts replacement records for a confident diagnosis
- Super-fast boot-up – ready to use in just five seconds – results in as little as 30 seconds
- Detailed trouble code definitions and live data – powerful functional tests, relearns, and adaptations to control vehicle systems and validate repairs
- Large 8" touch screen display for great readability and ease of use
- Custom data lists – freeze-frame, PID sorting, pause, zoom, PID trigger and cursor functions
- Embedded SMX® operating system dedicated to diagnostic functions for fast and reliable operation
- Fast-Track® Troubleshooter database includes vehicle-specific tips, tests and time-savers
- Fast and easy icon navigation operates completely by touch screen, or use the four-way keypad
- Enhanced coverage for 49 makes, including Domestic, Asian and European without the cost and complexity of factory scan tools (European coverage optional)
- OEM-specific coverage for more than 100 vehicle systems, including the new systems techs need, like hybrids, TPMS, steering, body controls, EVAP, clean diesels and more
- Print/save/share/view results on PC via ShopStream® Connect software
- Never stop to recharge – unique steady-charge battery technology charges from vehicle power
- **Includes:** SOLUS Edge® scan tool, upgradable software on microSD™ card, data cable for OBD-II vehicle applications, Lithium-ion battery pack, 110 V AC power adaptor, USB cable for PC connection, nylon carry case, safety instructions and user manual on CD
- **Optional accessories:** European software activation, European vehicle adaptor kit, OBD-I complete adaptor kit, extended length 9' OBD-II data cable, 3 pack of screen protectors and 8' x 2' SOLUS® Edge shop banner

EAK0301B07C European Vehicle Adaptor Kit

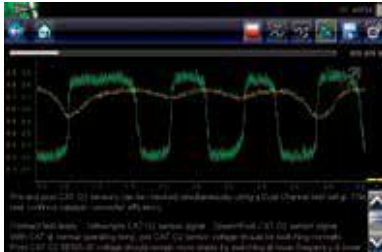


• Do not use in atmosphere with explosive vapor
 • Read safety precautions on pages W1 to W4

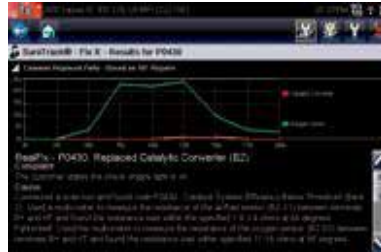
MODIS™ Edge MODULAR DIAGNOSTIC INFORMATION SYSTEM



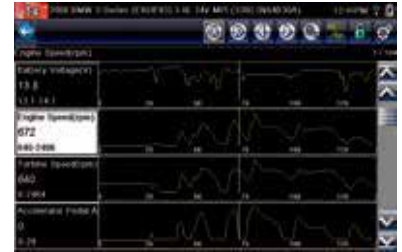
EEMS341



High-speed 2-channel scope with exclusive Guided Component Tests show where to connect, how to test and what results to look for.



SureTrack® Expert Information System with millions of Real Fixes and verified parts replacement records harvested from successful repair orders.



Graph up to four live data parameters at once. Customize the tool to work the way you do, with customer data lists, PID trigger and scaling zoom functions.

EEMS341 MODIS® Edge

- Integrated full-function scan tool and high-speed scope/graphing meter
- Swift boot-up in only five seconds; get diagnostic results in as little as 30 seconds
- Exclusive access to SureTrack® for verified parts replacement records and real fixes harvested from millions of successful repair orders
- Instant ID that reads the VIN automatically upon connection to the vehicle for most 2008 and newer vehicles
- Quick access to common procedures, oil specs and service interval resets
- Vehicle System Report offers all available system results, OBD-II codes, and Readiness Monitors on 2008 or newer models
- Extended wireless range assists in triage functions and bay productivity
- Up to eight live data parameters displayed on-screen at one time in digital format
- Exclusive Guided Component Tests show how to test, where to connect and what results to look for
- Unique “cause and effect” diagnostics make it easy to see the root cause of problems – use powerful functional tests while viewing live data parameters on-screen
- OEM-specific scanner coverage for over 49 vehicles, including Asian, domestic and (optional) European makes and over 100 vehicle systems
- More coverage on the systems technicians see most – engine, transmission, airbag, ABS, body, steering, suspension, TPMS, hybrid power, lighting, instrument, park assist, climate and more
- Faster job completion with essential factory-level functions like cylinder contribution, hybrid power, service reset, caliper rewind, brake bleed, automated EVAP, throttle initialization, tire calibration, VIN read write and steering angle reset
- Digital/graphing meter and high-speed 2-channel lab scope: six million samples/sec, 3MHz bandwidth, with glitch capture to help find problems other scopes miss
- 9' lighted OBD cable makes connection fast and easy
- Protective and convenient Snap-on® soft-sided scan tool storage case

MODIS® Edge Accessories

EAK0301B07C European Vehicle Adaptor Kit

- Use with EEMS341 MODIS® Edge scan tool



EAK0301B07C



EAK0301B14A

EAK0301B14A M2 Two-Channel Scope Meter

- Two-channel high-speed lab scope and digital graphing meter
- 20 megasamples/second/channel and 3MHz bandwidth for accurate testing of high-speed signals used in the latest automotive technology
- Tests VDC, VAC, ohms, continuity, capacitance, frequency, duty cycle, pulse-width and diodes
- Full color, backlit high-resolution display for clear, precise results
- Selectable scales from 0–100 millivolt to 0–1,000 V DC
- High energy rechargeable NiMH battery for 8-12 hours of continuous use
- CAT III and CAT IV certification; hybrid-ready
- High input impedance - 10 megohm avoids risk to electronic components
- Operate as stand-alone tool or wirelessly with VERDICT® system

- Scope sweep rates from 25 microseconds to 10 seconds (up to 60 minutes in DMM mode) for a wide range of applications
- 20 megasamples per second per channel and 290 data points per screen makes it easy to catch component faults and glitches
- Bright, backlit full-color display. High-resolution 240 x 320 pixels. Graphing and digital results. Oversize digits for easy viewing at a distance
- Normal and inverse display for optimum visibility in daylight and dark
- Manual/auto configure
- Peak detect
- Freeze/run
- Easy setup with 4 function buttons and on-screen menus
- Color-coded waveforms. Two channels to compare readings from multiple components side-by-side in real time



EAK0301B07C

VERDICT® Accessories

EAK0301B07C European Vehicle Adaptor Kit





- Use with VERDICT® series scan tools



- Do not use in atmosphere with explosive vapor
- Read safety precautions on pages W1 to W4

DIAGNOSTICS QUICK REFERENCE GUIDE

Whether you're a technician who's just starting out or a veteran of the shop, Snap-on® has a diagnostic tool that's sure to fit.

				
	ETHOS® Edge	SOLUS™ Edge	MODIS™ Edge	Zeus
Best for	Maintenance technicians	Full-service maintenance technicians	Diagnostic specialists	Diagnostic specialists
	Tire/wheel service technicians	General repair technician	General repair technicians	General repair technicians
	Dealership technicians	Specialty repair technicians	Specialty repair technicians	Shop owners
	Body shop technicians		Full-service maintenance technicians	Specialty repair technicians
	Service writers			Full-service maintenance technicians
Color Display Screen	5.6"	8"	8"	10"
Touch Screen Operation	X	X	X	X
OEM-Specific Fault Codes	X	X	X	X
Live Data Graphing	X	X	X	X
Functional Tests & Bidirectional Controls	X	X	X	X
Relearns & Adaptations	X	X	X	X
One-Touch Code Scan & Clear	X	X	X	X
Exclusive SureTrack® Expert Information		X	X	X
Exclusive Instant Vehicle ID		X	X	X
Access to Intelligent Diagnostics				X
Oil Change Specs & Resets			X	X
Vehicle Summary Report			X	X
Exclusive Guided Component Tests			X	X
Exclusive OEM TSBs, Campaigns, Recalls				X
Wireless Vehicle Connection				X
Wi-Fi & Internet Browser				X
Optional ShopKey® Repair Information				X
Optional ShopKey® Management System				X
Internal 60GB Solid State Drive				X
Install Your Own Software Applications				X

Some functions require Internet access
Some functions not available for all vehicle makes



EAA0365L04A



EAC0107L17A3



EESP327E



3-06206A01

VERUS® PRO Accessories

EAA0365L04A VERUS® PRO Docking Station

- Convenient and secure charging station for VERUS® PRO
- Keep your tool powered and charged up all day long – uses standard power adaptor included with VERUS® PRO
- 15-pin video connector to connect to your external big-screen monitor to display VERUS® PRO results
- Built-in USB hub to connect up to four USB devices
- Multi-position stand: vertical, angle or fold to lay flat in tool storage drawer
- Simple and secure drop-in docking makes for fast grab and go portability

EAC0107L17A3 VERUS® PRO Screen Protector Sheets

- Includes three removable screen protector sheets
- Easy peel-and-stick application
- Custom-fit for VERUS® PRO
- Simply peel off old protector sheet and press on a new one
- Help to keep VERUS® PRO touch screen clean and protected
- Helps maintain touch screen sensitivity
- Protects screen from scratches, solvents and dirt
- Crystal clear protection for optimum viewing inside the shop or outside in the sun

EESP327E VERUS® PRO European Vehicle Software Activation

- Comprehensive OEM specific coverage for servicing European makes
- Covers fault codes, live data parameters, functional tests, relearns and adaptations for dozens of vehicle systems
- Coverage for Audi®, BMW®, FIAT®, Jaguar®, Land Rover®, Mercedes®, MINI®, Porsche®, SMART®, Volvo® and Volkswagen® vehicles as far back as 1992
- Also requires: EAK0301B07C European Adaptor Kit

3-06206A01 Nylon Stylus

- Durable black nylon stylus
- Soft tip to protect touchscreen



- Do not use in atmosphere with explosive vapor
- Read safety precautions on pages W1 to W4

VERUS® Edge ACCESSORIES**VERUS® Edge****EAA0418L04A****EAK0301B07C****EAK0301B10A****VERUS® Edge Accessories****2-04339A VERUS® Edge AC Power Supply****EAA0418L04A VERUS® Edge Docking Station****EAA0418L05A VERUS® Edge Battery Pack****EAA0418L11A VERUS® Edge Stylus with 2 Spare Tips****EAC0107L19A1 Tempered Glass Screen Protector****EAK0301B07C European Vehicle Adaptor Kit**

- Use with EEMS330 VERUS® Edge scan tools

EAK0301B10A OBD-I Vehicle Adaptor Master Kit

- OBD-I scan adaptor master kit for pre-1996 US and Asian vehicles
- Complete adaptor set of all available Snap-on® OBD-I adaptors for 1980–newer US and 1983–newer Asian vehicles
- Take advantage of the OBD-I scanner coverage built into your diagnostic tool
- Kit includes custom-molded organizer tray and data cable convertor, jumper lead set, ground lead, 12 V DC adaptor and 17 OBD-I adaptors: Multi1, Multi2, Kia® 2, Ford® 1B, Ford® 4, GM® 1, Toyota® 1, Toyota® 2, Nissan® 1, Nissan® 2, Mazda® 1, Honda® 1, Mitsubishi® 1, Chrysler® 1, Chrysler® 2, Jeep® 1 and Hyundai® 2
- UL® and ULC listed

EAZ0077L41A 8 x 2' VERUS® Edge Shop Banner**VERUSEFOAM3 Organizers for KRSC 3-Series Carts**

- Rigid foam inserts provides total organization for your tools and accessories so you always know where to find them
- Turn your tool cart into a high-end mobile diagnostic WorkStation
- Dedicated locations for standard accessories, plus optional accessories like scan adaptors, scope accessories, ignition adaptors, amp probe and more

VERUSEFOAM4 Organizers for KRSC 4-Series Carts

- Rigid foam inserts provides total organization for your tools and accessories so you always know where to find them
- Dedicated locations for standard accessories, plus optional accessories like scan adaptors, scope accessories, ignition adaptors, amp probe and more

SOLUS™ Edge
SOLUS Ultra®



EAC0111L40A3



EAX0068L10B



EAC0111L50A1

SOLUS Ultra® Accessories

EAC0111L40A3 SOLUS Ultra® Screen Protector Sheets

- Includes three removable screen protector sheets
- Custom-fit for the SOLUS Ultra® screen
- Easy peel-and-stick application
- Simply peel off old protector sheet and press on a new one
- Help to keep SOLUS Ultra® touch screen clean and protected
- Helps maintain touch screen sensitivity
- Protect screen from scratches, solvents and dirt
- Crystal clear protection for optimum viewing inside the shop or outside in the sun

EAX0068L10B Extended Length Data Cable

- Extend your diagnostic range and mobility with 9' OBD-II data cable
- 9 foot long cable provides extra reach while working all around and under vehicle
- Get more freedom to move while staying connected to OBD connector
- Convenient length for road testing with assistant in passenger seat
- Keep your handheld diagnostic tool in-hand while activating components, checking connectors and observing functional test results
- Even stay connected while vehicle is on a lift
- CE - Not Required

EAC0111L50A1 Protective Skin

- Soft, sturdy and flexible thermoplastic rubber
- Protects SOLUS Ultra® diagnostic unit from dirt, grease and other automotive fluids; keep your tool looking like new
- Give SOLUS Ultra® diagnostic unit a personal touch with your choice of colors
- Forms a non-slip grip over outside of your SOLUS Ultra® platform
- Designed with access openings for screen, connectors and cooling vents for unimpeded operation

EAK0313L05A Compact Tote Case

- Provides protection and portability in the shop or on the road
- Compact 14 x 11 x 3" size holds diagnostic tool and some accessories
- Reinforced semi-rigid case with padded sides for protection of valuable diagnostic tools
- Tough polyester fabric with hook-and-loop straps inside to secure your tools and accessories
- Bold embroidered Snap-on® logo shows you work with Snap-on® quality tools
- Elastic net compartment for small accessories
- Zippered on three sides so case opens flat for easy access
- Sturdy sewn-in handle with molded comfort grip
- Accommodates MODIS® series, SOLUS series, VANTAGE® series, ETHOS® series

EAK0301B07C European Vehicle Adaptor Kit

EAK0301B10A OBD-I Vehicle Adaptor Master Kit

SOLUS Edge® Accessories

EESP320E SOLUS Edge® European Vehicle Software Activation

- Comprehensive OEM specific coverage for servicing European makes
- Also requires: EAK0301B07C European Adaptor Kit

EAC0111L76A3 MODIS® series and SOLUS Edge® Display Protectors

EAX0068L10B Extended Length Data Cable

EAK0301B07C European Vehicle Adaptor Kit

EAK0301B10A OBD-I Vehicle Adaptor Master Kit

EAZ0083L08A SOLUS Edge® Service Banner



EAX0068L26A

Scan Tool Accessories

EAX0068L26A Extended-Length Data Cable With LED Flashlight

- Extended-length 9 ft scan data cable for increased mobility all around the vehicle while connected
- Built-in LED light makes it easy to find the vehicle data connector in a dark footwell
- No batteries needed-powers from scan tool
- LED light is activated by handy momentary-on push button switch on the side of the connector
- Compatible with ETHOS®, SOLUS and MODIS® series diagnostic tools
- UL®/cUL Listed



- Do not use in atmosphere with explosive vapor
- Read safety precautions on pages W1 to W4

ETHOS®+/ETHOS® PRO/ETHOS® Edge ACCESSORIES

ETHOS®+

ETHOS® PRO

ETHOS® Edge



EAC0110L35A3



EAK0313B02A



EAK0301B07C

ETHOS®+, ETHOS® PRO, ETHOS® Edge

EESP319E European Vehicle Software Activation for ETHOS®+

- Comprehensive OEM specific coverage for servicing European makes
- Covers fault codes and live data parameters for dozens of vehicle systems
- Coverage for Audi®, BMW®, FIAT®, Jaguar®, Land Rover®, Mercedes®, MINI®, Porsche®, SMART®, Volvo® and Volkswagen® vehicles as far back as 1992
- Also requires: EAK0301B07C European Adaptor Kit

EAC0110L35A3 Screen Guards

- Includes three screen protector sheets
- Custom-fit for the screen on ETHOS® series
- Easy peel-and-stick application
- Simple to replace: peel off old sheet, press on a new one
- Keep your screen clean and protected from scratches, solvents and dirt for a clear view
- Helps maintain touchscreen sensitivity
- Crystal-clear protection for optimum viewing in the shop

EAK0313B02A Hand Grip and Stand Kit

- Comfortable hand strap for ETHOS®+/ETHOS® Tech/ETHOS® PRO Scan Tools
- Makes it easy to hold and carry platform with one hand
- Comfortable nylon pad for all-day use
- Adjustable hook and loop strap gives secure fit on large and small hands
- Secure mounting directly to back of ETHOS®+/ETHOS® Tech / ETHOS® PRO Scan Tools
- Works equally well for left- or right-hand users
- Includes folding stand

EAK0301B07C European Vehicle Adaptor Kit

- Use with EESC332 ETHOS® Edge, EESC319 ETHOS® PLUS, and EESC331 ETHOS® PRO scan

EAK0301B10A OBD-I Vehicle Adaptor Master Kit

- OBD-I scan adaptor master kit for pre-1996 US and Asian vehicles
- Complete adaptor set of all available Snap-on® OBD-I adaptors for 1980–newer US and 1983–newer Asian vehicles
- Take advantage of the OBD-I scanner coverage built into your diagnostic tool
- Kit includes custom-molded organizer tray and data cable convertor, jumper lead set, ground lead, 12 V DC adaptor and 17 OBD-I adaptors: Multi1, Multi2, Kia® 2, Ford® 1B, Ford® 4, GM® 1, Toyota® 1, Toyota® 2, Nissan® 1, Nissan® 2, Mazda® 1, Honda® 1, Mitsubishi® 1, Chrysler® 1, Chrysler® 2, Jeep® 1 and Hyundai® 2
- UL® and ULC listed

MODIS™ Ultra

MODIS™ Edge

MODIS™ Accessories

EAC0111L76A3 MODIS® series and SOLUS Edge®

Display Protectors

- Includes three screen protector sheets
- Custom-fit for the MODIS® series and SOLUS Edge® screens
- Easy peel and stick application
- Simple to replace: peel off the old sheet and press on a new one
- Keep your screen clean and protected
- Helps maintain touch screen sensitivity
- Protect screen from scratches, solvents, dirt, for a clear view
- Crystal-clear protection for optimum viewing in the shop or in the sun

EAC0111L51A Protective Skin

- Custom-molded to precisely fit MODIS® Ultra
- Soft, sturdy, flexible thermoplastic rubber
- Protects tool from dirt, grease and automotive fluids keep your tool looking like new
- Personalize your MODIS® Ultra with a custom all-black look
- Forms a nonslip grip over outside of your MODIS® Ultra platform
- One-piece construction stretches for a tight fit over MODIS® Ultra
- MODIS® Ultra Diagnostic Tool is not included

EESP341E MODIS® Edge European Vehicle Software Activation

- Comprehensive OEM-specific coverage for servicing European makes
- Covers fault codes and live data parameters for dozens of vehicle systems
- Coverage for Audi®, BMW®, FIAT®, Jaguar®, Land Rover®, Mercedes®, MINI®, Porsche®, SMART®, Volvo® and Volkswagen® vehicles as far back as 1992
- Also requires: EAK0301B07B European Adaptor Kit

EAK0301B07C European Vehicle Adaptor Kit

EAK0301B10A OBD-I Vehicle Adaptor Master Kit



EAC0111L76A3



EAC0111L51A

MODIS™ Edge Accessories

EAC0118L46A MODIS® Edge Hard Shell Carry Case

2-06250A Battery Pack MODIS® Edge

EAX0066L05B USB Interface Cable



- Do not use in atmosphere with explosive vapor
- Read safety precautions on pages W1 to W4

SERVICE BANNERS



EAZ0083L08A



EAZ0042B17A

Service Banners

- Show your customers that the shop is well equipped with the latest diagnostic and information technology to do the job right the first time
- Big, bright, full-color 8' L x 2' H shop banner
- Durable, heavy 15 oz ultra-flex vinyl with reinforced grommets for easy hanging

- EAZ0042B17A ShopKey® Service Banner
- EAZ0077L41A 8 x 2' VERUS® Edge Shop Banner
- EAZ0083L08A SOLUS Edge® Service Banner
- EAZ0102L15A 8 x 2' MODIS® Edge Shop Banner

SCOPE AND METER ACCESSORIES:

VERUS® PRO/VERUS® Edge/VERDICT®/ MODIS™ Ultra/MODIS™ Edge/VANTAGE® Ultra



EEPV302AT



EAX0024B40A



EAX0024B30A



EEMS324PSA

Pressure Transducers Kits

EEPV302AL Transducer Kit (0–100 PSI)

EEPV302AT Transducer Kit (0–500 PSI)

EEPV302AH Transducer Kit (0–5000 PSI)

EAX0024B40A Transducer Y Adaptor Cable

- Permits simultaneous connection of two transducers for multiple tests

EAX0024B30A 6' Transducer Cable Extension

- Allows operation of the tool from the driver's seat during road testing
- 6' length

EEMS324PSA Pressure Transducer Adapter

- Adapts standard meter jacks to EEPV302AL, EEPV302AT and EEPV302AH pressure transducers (not included)
- Provides connection of transducer plug to standard meter jacks, and provides power to the pressure transducers
- Use up to two transducers simultaneously
- View results on VERDICT®/MODIS® Ultra/MODIS® Edge/VANTAGE® Ultra/M2 Meter

SCOPE AND METER ACCESSORIES: VERUS® PRO/VERUS® Edge/VERDICT®/ MODIS™ Ultra/MODIS™ Edge/VANTAGE® Ultra



EETA108B

Scope Leads

EETA108B Extra Long Scope Lead Set

- 10' leads extend the reach of scope/meter leads for testing hard-to-reach components



EESX306A

WaveForm Demonstration Tool

EESX306A Waveform Demonstration Tool

- Versatile scope training/demo tool
- Use with any scope
- Simulates good waveforms, bad waveforms and glitches
- Square wave, variable duty, FI pattern, AC signal, secondary ignition pattern
- Adjustable frequency, voltage, RPM and amplitude



EETM303A05A

Scope Accessories

EETM303A05A Inductive RPM Pick-up

- Connects to the DB9F connector (AUX)
- Use to trigger a waveform or view RPM



EAA0355L93A

Scan Tool Accessories

EAA0355L93A Adaptor J1962 to DB15M

- For ETHOS®, MODIS®, SOLUS series, VERDICT®, VERUS® Pro and VERUS® Edge

Scanner Adaptors

- EAA0355L10A GM®-1 Adaptor**
- EAA0355L20C Ford®-1A Adaptor**
- EAA0355L30A Chrysler®-1 Adaptor**
- EAA0355L31A Chrysler®-2 Adaptor**
- EAA0355L40A Nissan®-1 Adaptor**
- EAA0355L42A Multi-2 Import Adaptor**
- EAA0355L49A Jeep®-1 Adaptor**
- EAA0355L50A Toyota®-1 Adaptor**
- EAA0355L51A Hyundai®-2 Adaptor**
- EAA0355L52A Toyota®-2 Adaptor**
- EAA0355L53A Mazda®-1 Adaptor**
- EAA0355L55A Mitsubishi®-1 Adaptor**
- EAA0355L56A VW®-1 Adaptor**
- EAA0355L58A Nissan®-2 Adaptor**
- EAA0355L62A Mercedes® Adaptor**
- EAA0355L70A Ford®-4 Adaptor**
- EAA0355L74A BMW® Adaptor**
- EAA0355L75A MB-2A Adaptor**
- EAA0355L77A Honda®-1 Adaptor**
- EAA0355L90B Multi-1 Universal Adaptor**



EAK0301B10A

EAK0301B10A OBD-I Vehicle Adaptor Master Kit

- OBD-I scan adaptor master kit for pre-1996 US and Asian vehicles
- Complete adaptor set of all available Snap-on® OBD-I adaptors for 1980–newer US and 1983–newer Asian vehicles
- Take advantage of the OBD-I scanner coverage built into your diagnostic tool
- Kit includes custom-molded organizer tray and data cable convertor, jumper lead set, ground lead, 12 V DC adaptor and 17 OBD-I adaptors: Multi1, Multi2, Kia® 2, Ford® 1B, Ford® 4, GM® 1, Toyota® 1, Toyota® 2, Nissan® 1, Nissan® 2, Mazda® 1, Honda® 1, Mitsubishi® 1, Chrysler® 1, Chrysler® 2, Jeep® 1 and Hyundai® 2
- UL® and ULC listed



- Do not use in atmosphere with explosive vapor
- Read safety precautions on pages W1 to W4

SCOPE AND METER ACCESSORIES



EETA308D



EEMS301A05



6-03022A



6-03122A

Probes and Adaptors

EETA308D Precision Low Amp Probe

- Hall effect technology gives accurate non-intrusive circuit testing
- Perform precision testing of parasitic draw, injectors, pumps, relays and more
- Spring clamp operation can test wires up to 1/2" diameter
- Scale ranges: 20 amp and 60 amp
- Resolution: +/- 1 milliamp
- Internally powered by 9 V battery

EEMS301A05 Split Lead Adaptor

- Gives VERUS platforms the ability to display up to two pressure measurements and RPM
- Simultaneously in scope mode
- Required for use with optional EEPV302 Series Pressure Transducers

Test Leads

- Shielded, soft, flexible leads for meter and scope measurement
- Stackable, right angle ground plug attached

6-03022A Test Lead

- Channel 1 (yellow)

6-03122A Test Lead

- Channel 2 (green)

Alligator Clips

- Spring loaded clips provide secure, insulated connection for meter and scope measurements

2-06433A1 Alligator Clip

- Black

2-06433A4 Alligator Clip

- Yellow

2-06433A5 Alligator Clip

- Green

Adaptors and Pick-ups

MTTL430 Backprobe Adaptors (3 pack)

- Bendable stainless-steel tips for easy insertion into terminal connectors
- Three ID boot colors for quick circuit identification
- Premium component construction-stainless-steel tips, high temp composite and boot materials for long, reliable life
- Textured composite body for good grip
- Recessed loop ends for fast and reliable connection using alligator clips, grabbers or hook connections
- Removable boots enable custom color selections or restoring color to tired and dirty used boots with the MTTLBOOTS multi pack of boots
- Portable storage strip holds all three probes



MTTL430

Accessories shown on this page can be used on these Snap-on® Diagnostic Platforms: VERUS®/VERUS® Wireless/
VERUS® PRO/VERUS® Edge/ZEUS™/VERDICT®/MODIS™ Ultra/MODIS™ Edge/VANTAGE® PRO/VANTAGE® Ultra.

Multi-Cylinder Secondary Ignition Scope Adaptors

Exclusive kV ignition adaptors make for easy connection and testing of secondary ignition on coil-on-plug (COP) and coil-in-cap (CIC) systems. Custom fit to vehicle ignition systems. Requires EAK0294B09A ignition scope lead kit.



EAC0056L00A



EAC0056L02A



EAC0056L03A

EAC0056L00A General-purpose COP/CIC Single Flag Pick-up

- Use with 3 flag pick up for 4 cylinder engines or use 2 with two 3 flag pick ups for V8 engines
- Single-cylinder pick-up

EAC0056L02A General-purpose COP/CIC Three Flag Pick-up

- Use 2 for 6 cylinder engines

EAC0056L03A General-purpose COP/CIC Stick Pick-up

- Use with straight 4 cylinder engines
- Three-cylinder pick-up
- Use two for V6 engines or use two with single-cylinder pick-up for V8 engines

EAC0056L01A 2 Flag Pick-up

COil-On-Plug (COP) Ignition COil Adaptors

EETM306A03 COP-1 Ignition Pick-up for Ford® Vehicles

EETM306A04 COP-2 Ignition Pick-up for Chrysler® Vehicles

EETM306A07 COP-3 Ignition Pick-up for VW®/Audi® Vehicles

EETM306A08 COP-4 Ignition Pick-up for Acura®/Honda®/Isuzu® Vehicles

EETM306A09 COP-5 Ignition Pick-up for Volvo®/BMW® Vehicles

EETM306A10 COP-6 Ignition Pick-up for Mercedes-Benz® Vehicles

EETM306A11 COP-7 Ignition Pick-up for Mercedes® Vehicles

EETM306A12 COP-8 Ignition Pick-up for BMW® Vehicles

EETM306A13 COP-9 Ignition Pick-up for Lexus® Vehicles

EETM306A14 COP-11 Ignition Pick-up for Chrysler®/Jeep®/Lexus®/Toyota® Vehicles



EETM306A08



EETM306A06



EETA309A15



EAK0294B09A

COil-In-Cap (CIC) Ignition COil Adaptors

EETM306A05 CIC-2 CIC Pick-up for Toyota®/Honda® Vehicles

EETM306A06 CIC-1 HEI CIC Pick-up for GM® Vehicles

Secondary Ignition Adaptors

EETA309A15 Sun® SIA2000 Multi-Ignition Adaptor

- Distributorless ignition kit for waste spark and direct ignition systems
- Displays and labels cylinder firings in series across one channel for direct ignition and two channels for waste spark systems
- Direct ignition systems also require optional ignition coil adaptors

EAK0294B09A Ignition Scope Lead Kit

- For multi-cylinder secondary ignition testing
- Includes inductive RPM pick-up trigger, coil adaptor lead and secondary kV clip-on probe
- Ideal for distributor systems, and for COP/CIC systems

Accessories shown on this page can be used on these Snap-on® Diagnostic Platforms: VERUS®/VERUS® Wireless/VERUS® PRO/VERUS® Edge/ZEUS™/VERDICT®/MODIS™ Ultra/MODIS™ Edge/VANTAGE® PRO/VANTAGE® Ultra.



- Do not use in atmosphere with explosive vapor
- Read safety precautions on pages W1 to W4

GAS ANALYZERS



HHGA-9



HHGA5CP



HHGA-PRINTER



HHGA-8

Hand Held Gas Analyzers

HHGA5C Handheld Gas Analyzer Kit (Five Gas)

- Measures exhaust emissions for CO, CO₂, O₂, HC, NO_x and AFR/Lambda
- Portable handheld 5-gas analyzer for use in the bay or a road test.
- For use on gasoline, LPG and CNG vehicles, making it ideal for: emissions pre-compliance testing, vehicle servicing and diagnostic work
- New six line illuminated display allows user to view all exhaust emission readings simultaneously
- Provides an instant assessment of an engine vehicle exhaust and catalytic converter
- Great for Pre-OBD vehicles as well: hot rods, muscle cars, collector vehicles and race cars for measuring and adjusting the perfect air fuel ratio
- Bluetooth® enabled – Links to VERUS®, VERUS® Pro, VERUS® EDGE and VERDICT®. Also, Bluetooth® enabled PC combines gas analysis with other vehicle data for effective diagnostics in "in real time". (Set-up required with software included via USB stick; diagnostic tools sold separately)
- See the big picture: use the gas analyzer "app" to view gas analysis at the same time as other data including component tests, scope readings, digital graphing function, scanner results, view, graph, save and recall data
- Monitor and reduce vehicle emissions, protect the environment, improve driveability and fuel efficiency
- Unit is very sensitive and pulls only 1/14 the exhaust volume of competing analyzers. This means no problems with water ingress and pumps last longer
- Print option (printer included in the HHGA5CP); print results using optional infra-red printer
- Add the optional motorcycle probe HHGA-8 to test bikes

HHGA5CP Handheld Gas Analyzer Kit with Printer (Five Gas)

- Same as the HHGA5C plus: The soft pouch is replaced with a hard shell carry case
- Print results using the included infra-red printer to show the customer/vehicle owner the results
- The printer is included

HHGA-8 Motorcycle Exhaust Probe

- Optional motorcycle exhaust probe for HHGA Series Gas Analyzers

HHGA-9 Five Gas Exhaust Probe

- Included in both kits

HHGA-PB Storage Case

- Hard Shell carry case included with the HHGA5CP

HHGA5A-SP Soft Pouch

- Soft carry case included with the HHGA5C

HHGA-PRINTER Infrared Printer

- Infrared printer for HHGA series gas analyzers
- Replacement paper is HHGA-18
- Technical Support: 1-888-633-6852 (6am-12pm CST)



EAK0312L19A



EAK0313L05A

Custom Fit Foam Organizers

- Turn a tool cart into a high power mobile workstation
- Set of drawer organizers holds diagnostic platform and all standard accessories, plus room for many optional accessories Drawer organizers to fit 3-series and 4-series KRSC roll carts:

Stock No.	Fits Diagnostic Tools	Fits Roll Carts
SOLVANEFOAM3	SOLUS™ Edge/ VANTAGE® Ultra	KRSC 3-Series
SOLVANEFOAM4	SOLUS™ Edge®/ VANTAGE® Ultra	KRSC 4-Series
MODISEFOAM3	MODIS™ Edge	KRSC 3-Series
MODISEFOAM4	MODIS™ Edge	KRSC 4-Series
VERUSPFOAM3	VERUS® PRO	KRSC 3-Series
VERUSPFOAM4	VERUS® PRO	KRSC 4-Series
VERUSEFOAM3	VERUS® Edge	KRSC 3-Series
VERUSEFOAM4	VERUS® Edge	KRSC 4-Series

EAK0312L19A Padded Carry Case

- Provides protection and portability in the shop or on the road
- Reinforced semi-rigid nylon case with padded sides for protection of valuable diagnostic tools
- (3) padded compartments for your Snap-on® diagnostic tools and (2) two elastic net compartments for accessories
- Zippered on three sides so case opens flat for easy access
- Generous 14 x 19 x 4 size holds diagnostic tool and many accessories
- Sturdy sewn-in handle and embroidered Snap-on® logo
- Accommodates VERUS® PRO, VERDICT®, MODIS® series, SOLUS series, ETHOS® series, VANTAGE® series tools

EAK0313L05A Compact Tote Case

- Provides protection and portability in the shop or on the road
- Compact 14 x 11 x 3" size holds diagnostic tool and some accessories
- Reinforced semi-rigid case with padded sides for protection of valuable diagnostic tools
- Tough polyester fabric with hook-and-loop straps inside to secure your tools and accessories
- Bold embroidered Snap-on® logo shows you work with Snap-on® quality tools
- Elastic net compartment for small accessories
- Zippered on three sides so case opens flat for easy access
- Sturdy sewn-in handle with molded comfort grip
- Accommodates MODIS® series, SOLUS series, VANTAGE® series, ETHOS® series



KACSC2407RD



KACSC2476SV



KACSC345SV



KACSC345RD

Diagnostic Workstation Covers

VERUS® Series Diagnostic Workstation "S Logo" Storage Cover

- Provides protection from dirt, grease, solvents and other shop environmental hazards
- Big, bold, red Snap-on® "S" logo
- Reinforced piping at seams for high-end appearance and extra strength
- High quality 200 Denier® nylon for extra protection
- Heavy-duty nylon zippers at front for easy installation and removal

KACSC2407SV VERUS® Series Diagnostic Workstation "S Logo" Storage Cover

- Custom-fit nylon cover keeps your KRSC2407 VERUS® series workstation well-protected when not in use
- Covers complete workstation and standard 27" monitor

KACSC2407RD VERUS® Series Diagnostic Workstation "S Logo" Storage Cover

KACSC2476SV VERUS® Series Diagnostic Workstation Plus "S" Logo Storage Cover

- Custom-fit nylon cover keeps your KRSC2476 VERUS® series workstation plus well-protected when not in use
- Covers complete workstation and standard 32" monitor

KACSC2476RD VERUS® Series Diagnostic Workstation Plus "S" Logo Storage Cover

KACSC345SV Nylon Cover for Diagnostic Centers

- Custom-fit nylon cover for your EEWS327 VERUS® Pro and EEWS330 VERUS® Edge Advanced Diagnostic Centers
- Keeps Diagnostic Center clean and well-protected
- Covers the complete workstation and standard 27" monitor

KACSC345RD Nylon Cover for Diagnostic Centers



- Do not use in atmosphere with explosive vapor
- Read safety precautions on pages W1 to W4

SOFTWARE UPGRADES



Diagnostic Software Upgrades – for VERUS®-series, VERDICT®-series, VANTAGE®-series, MODIS™-series, SOLUS-series and ETHOS®-series tools

- Continue to improve your productivity with regularly scheduled software upgrades from Snap-on® featuring updated coverage for new vehicles, expanded coverage for earlier models and the latest enhancements that add capabilities to your tool
- You will access thousands of new vehicle systems, trouble codes and live data parameters, as well as thousands of new experience-based troubleshooter tips, functional tests, adaptations and component tests for platforms with those functions
- For details on the latest software upgrade, see your Snap-on® representative

European Vehicle Scan Tool Software Activation for VERUS®-series, VERDICT®- series, MODIS™-series, SOLUS-series, and ETHOS®-series tools

- Comprehensive OEM-specific coverage is critical for servicing European makes, from fault codes and data for dozens of vehicle systems, to functional tests, relearns and adaptations for vehicles with those features
- Coverage for vehicles Audi®, BMW®, FIAT®, Jaguar®, Land Rover®, MINI®, Mercedes®, Porsche®, SMART®, Volvo®, Volkswagen® as far back as 1992
- See your Snap-on® representative



EETA113C



EETA113C Pass-Through Pro III Reprogramming Device

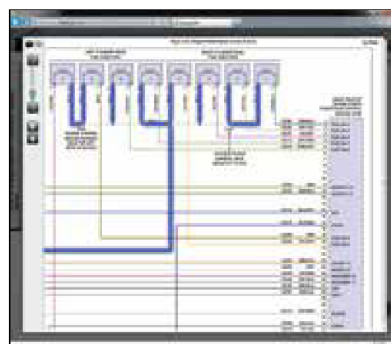
- Certified SAE® J2534 pass-through device updates software/firmware in vehicle electronic control unit (ECU) with software directly from the OEMs
- Fix software-controlled drivability, emission issues and program new ECUs
- Program emission-related ECUs on any J2534-compliant vehicle (2004–newer) and other J2534 complaint controllers (at OEM-dependent)
- Includes protocols for fault tolerant CAN, new CAN lines and access to additional late-model vehicle networks
- Includes programming interface, 6' USB PC-interface cable, 6' vehicle interface cable and instruction manual
- Additional requirements are reflashing software application, data subscription from OEM and a PC with Internet access

- Easier than ever – go to www.passthru.pro.snapon.com for pass through pro III firmware/driver updates and links to OEM websites
- The pass through pro III vehicle interface connects to a PC (not included) through the USB connector and to the vehicle through the OBD-II connector – ECU reflashing software and update files are downloaded from the OEM website through the pass through device into vehicle control unit
- NOTE: A stable vehicle power supply is critical to protect the vehicle ECU during programming – the Snap-on® EECS306C D-TAC™ Elite and the Snap-on® EEBC500 Battery Charger Plus™ are well-suited to this purpose

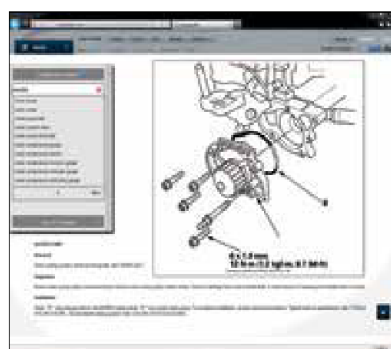


**Repair Information System
Medium Truck Repair Information
Tractor-Trailer and REPAIR>CONNECT
Service Writer/Shop Management**

- The most trusted source of automotive repair information available, ShopKey® is loaded with features to make you more efficient and your repair job easier
- Access tools such as Shop Key live tips, enhanced TSBs, the industry's only scalable vector graphic color wiring diagrams and vintage information dating back to 1960
- Powerful 1Search® technology delivers complete OEM and experience-based information together in a single lookup
- The new SureTrack® expert information combines exclusive diagnostic experience, parts replacement records and an interactive forum, to improve diagnostic accuracy and reduce repair time
- With ShopKey Pro online access you're always up to date on the latest vehicle coverage and industry changes
- Whether it's repair and estimating for Light Duty vehicles, Medium Truck, Tractor-Trailer, Service Writer or Shop Management software you're looking for, Shop Key Pro has you covered
- Access ShopKey Pro on your Snap-on® VERDICT® -or VERUS®-series tool and have the information you need to get the job done, right at your fingertips
- For details on how to make ShopKey Pro a part of your daily diagnostic and repair routine, see your Snap-on® representative or visit diagnostics.snapon.com/shopkeypro



Full-color wiring diagrams with circuit highlights and zoom feature clarify even the most complex circuits.



With a single lookup you get access to illustrated repair procedures, diagnostic information, expert tips, maintenance schedules, TSBs, wiring diagrams and component locators.

DIAGNOSTICS

OBD-II SCAN TOOLS

MICROScan® OBDII Scan Tool

EESC720 MICROSCAN® III OBD-II Scanner (Blue-Point®)

- Read and clear OBD-II codes and display live data parameters on 1996–newer vehicles in under 30 seconds
- Onboard code tips save repair time
- Read and clear ABS codes and enhanced engine codes on select GM®, Ford® and Chrysler® vehicles
- Graphing display compares three live-data parameters on screen at once to see cause-and-effect of vehicle faults
- Big 4" touchscreen for fast navigation – shows detailed results with clarity
- Exclusive built-in code tip database shows possible causes of engine fault codes
- Covers all ten modes of OBD-II – read codes, clear codes, reset the MIL, view current data, emissions readiness, on-board monitors, ECU information, pending codes and more
- No batteries required – powers from vehicle – simply connect MICROSCAN® III to a vehicle for automatic boot-up
- Create custom data lists – record, save, play back data and screen images for reference
- Includes: MICROSCAN® III Scan Tool, 5' data cable with OBD-II connector, USB cable and quick start guide



EESC720



EAK0302L03A

MICROScan® Accessories

EAK0302L03A MICROSCAN® III OBD-1 Adaptor Kit (Blue-Point®)

- Read engine codes on select pre-1996 GM®, Ford®, Chrysler® and Toyota® vehicles
- OBD-1 adaptors are compatible with vehicles as far back as 1983
- Chrysler1, GM1, Toyota1 and Toyota2 adaptors
- Note: For MICROSCAN® III only. Not compatible with Snap-on® brand scan tools



- Do not use in atmosphere with explosive vapor
- Read safety precautions on pages W1 to W4

OBD-II SCAN TOOLS



EECR1A



EECR3A

OBDII Scan Tools

Description	EECR1A	EECR3A
Diagnose Check Engine Lights on 1996 and Newer Vehicles	•	•
Turns off Check Engine Light	•	•
Works on Late Model Vehicles with C.A.N. Protocol	•	•
Plug-and-Play Diagnostics with All-in-one Display	•	•
Vehicle Health Status LED Display and OBD Emissions Readiness	•	•
Hot Keys for Intuitive Navigation and Fewer Menus	•	•
Complete Drive Cycles with Emission Readiness Advisor	•	•
Automatic Vehicle Identification	•	•
Backlit	•	•
Battery Backup for Off-Vehicle Review		•
Diagnose and Clear ABS Light on popular 1996+ GM,® Ford,® Chrysler,® Toyota,® Honda®		•
Retrieves Manufacturer and Generic Codes		•
Displays Enhanced Freeze Frame Data		•
On-Screen Code Definitions in English, Spanish and French		•
SRS Domestic, Asian, Euro		•
Oil and Maintenance Light Reset Procedures		•
2.8" Color Screen		•
DLC Locator		•
Detachable Cable		•
Illuminated LED's on OBD2 DLC cable head		•
Limited Live Data		•
On Screen Code Definitions Lookup Library		•
Trip Cycle Procedure		•

EECR1A CarScan-Reader (Blue-Point®)

- Diagnose and turn off check engine light – works on all 1996 and newer OBD-II vehicles
- Plug-and-play diagnostics – simply plug in, tool automatically links to vehicle, then diagnostics start in seconds
- I/M readiness advisor – perform OBD-II drive and trip cycle tests to validate for accurate repairs with on-screen I/M status indicators
- Vehicle health status LEDs – know in advance if the vehicle is emission test ready (Red=Fail, Green=Pass)
- Backlit screen
- Includes EECR1-1 quick reference guide (English, Spanish, French)

EECR3A CarScan®-Diagnostics +ABS/SRS (Blue-Point®)

- Diagnose and turn off check engine light – works on all 1996 and newer OBD-II vehicles
- Plug-and-play diagnostics – simply plug in, tool automatically links to vehicle, then diagnostics start in seconds
- Vehicle health status LEDs know in advance if the vehicle is emission test ready (Red=Fail, Green=Pass)
- Backlit screen
- Service, diagnose engine and ABS system – read and clear anti-lock brake DTCs on 1996 and newer US, Toyota® and Honda®
- View freeze frame data – review a snapshot of the conditions present when the failure occurred to duplicate for advanced diagnostics
- Built-in memory for off-car review
- DTC definitions displayed in English, Spanish and French
- Internet updatable via USB
- SRS, Limited Live data and trip cycle procedure
- Technical Support: 1-877-447-6276



Pro-Link® Ultra Scan Tool (Included)



EEHD345EAPWZ

Pro-Link® Ultra Diagnostic PlatForms with Roll Cart

Pro-Link® Ultra Scan Tool Kit with Five-Drawer Roll Cart and 27" Monitor

View Diagnostic Data

- Whether in the driver's seat or under the hood, the user has the ability to view diagnostic data results via HDMI output to 27" HD LED monitor
- Print vehicle reports and information gathered from your diagnostic sessions to a printer (sold separately) which can be stored in top drawer

Keep Organized

- Four custom fit foam drawer organizers with part number and description provide control for unit and accessories

Pro-Link® Ultra Elite and Starter Kits include:

- Pro-Link® Ultra Diagnostic Tool with the most common data cables and AC adaptor
- Locking five drawer roll cart
- 27" HD LED monitor, mounting bracket with power strip and HDMI cable
- Fault Code Guide
- Software adaptors

EEHD345EAPWZ Pro-Link® Ultra Elite Kit

- Includes 20 software titles*

EEHD345SPWZ Pro-Link® Ultra Starter Kit

- Includes three software titles*

Software and Adaptors (see table on page 779)

*No substitutions on software titles included

Optional Protective Covers

KACSC345SV Nylon Cover for Diagnostic Centers

- Silver trim

KACSC345RD Nylon Cover for Diagnostic Centers

- Red trim



KACSC345SV



KACSC345RD



- Do not use in atmosphere with explosive vapor
- Read safety precautions on pages W1 to W4

Pro-Link® Ultra HEAVY DUTY VEHICLE DIAGNOSTICS



EEHD184040

Pro-Link® Ultra Diagnostic Scan Tool Kits

The Pro-Link® Ultra Elite and Starter Kits are perfect for truck shops, general repair, fleet maintenance, mobile service and municipalities. Provides OEM-proprietary diagnostics for commercial heavy duty trucks. Tested and licensed OEM coverage for all major systems, including engines, transmissions, ABS, instrument cluster, emissions, SCR, body systems and more.

Essential maintenance functions include read and clear fault codes, access trip data to monitor vehicle and driver performance, create health reports, view live data to verify performance. Powerful repair functions include graph live data to find tough problems, special tests to verify component failures and validate system operation, program replacement components, expanded component diagnostics, custom ECU programming configuration.



EEHD707004

Key Functions and Features

- Large, sharp color graphics
- Information clearly displayed
- Fast data downloads
- Portable and powerful
- Displays and keeps track of registered and trial software titles

View Diagnostic Data

- Features 8-1/2" Full Color Class LED Sun Light Readable Display

Print

- Print vehicle reports and information gathered from your diagnostic session (printer sold separately)

EEHD707004 Elite Kit Includes:

- Pro-link® Ultra Scan Tool with the most common data cables and AC adaptor
- 20 Software Titles (see table page 779)
- Adaptors (see table page 779)
- Rugged Ultra Case (EEHD214006)
- Fault Code Guide (EEHD905008)
- Elite Carrying Case Foam (EEHDULTRFOAM)

EEHD184040 Starter Kit Includes:

- Pro-link® Ultra Scan Tool with the most common data cables and AC adaptor
- Three HDS/ODB Titles (see table page 779, no substitutions)
- Adaptors (see table page 779)
- Soft Carrying Case (EEHD213011)
- Fault Code Guide (EEHD905008)

EEHD184040 Pro-Link® Ultra Starter Diagnostic Kit

EEHD707004 Pro-Link® Ultra Scan Tool Elite Kit

Pro-Link® Ultra HEAVY DUTY VEHICLE DIAGNOSTICS



EEHD184040



EEHD707004

	ITEM NUMBER	ITEM DESCRIPTION	Pro-Link® Ultra ELITE EEHD707004	Pro-Link® Ultra STARTER
SOFTWARE	EEHD864007	Heavy Duty Standard J1939	•	•
	EEHD864008	Heavy Duty Standard J1708/J1587	•	•
	EEHD864076	OBDII/EOBD v5.0	•	•
	EEHD864024	CAT® Engines with ACERT® Technology v2.0	•	
	EEHD864027	Caterpillar® Electronic Engines	•	
	EEHD864010	International® Engines v2.0	•	
	EEHD865009	Navistar® MaxxForce® v3.0	•	
	EEHD864015	DDEC® Suite: DDEC® II, III, IV, V v2.0	•	
	EEHD864018	DDEC® Suite: DDEC® 6, 10, 13 v2.0	•	
	EEHD864031	Detroit Diesel® MBE	•	
	EEHD865005	Allison Transmission® Suite	•	
	EEHD867011	Volvo®/Mack® 2007+	•	
	EEHD864013	Bendix® Air ABS	•	
	EEHD865014	Meritor® WABCO® Suite v2.0: Air, Hydraulic ABS and OnGuard® CMS	•	
	EEHD864021	Trailer ABS Suite: Eaton®, Wabash® and Haldex®	•	
	EEHD866048	Light and Medium Truck (LMT) 2016	•	
	EEHD867003	Cummins® Engine 2007 +	•	
	EEHD864041	Navistar® Body and Chassis	•	
	EEHD866025	Hino® Engines v.1.0 2005-Current	•	
EEHD867034	PACCAR® Engines EPA10 +	•		
ADAPTORS	EEHD493013	16-Pin J1962	•	•
	EEHD494024	6-Pin Deutsch	•	•
	EEHD493026	Data Cable	•	•
	EEHD493028	9-Pin Deutsch (Non-locking)	•	•
	EEHD406004	HD Crossover Cable (PACCAR MX)	•	
	EEHD604020	Universal® J560 PLC Adaptor	•	
	EEHD424001	J560 Power Cable	•	
	EEHD493003	GM® 12-Pin		
Accessories	EEHD4001-022	2,400 mAH Battery Pack	•	•
	EEHD4001-023	4,800 mAH Battery Pack		
	EEHD494099	AC Adapter	•	•
	EEHD213011	Carrying Case		•
	EEHD214006	Rugged Ultra Case	•	
	EEHDULTRFOAM	Elite Carrying Case Foam	•	
	EEHD905008	Fault Code Guide	•	•

Pro-Link® Ultra software listed above is not backwards compatible to older Pro-Link iQ™ platforms

HEAVY DUTY TECH SUPPORT 800-311-5452



- Do not use in atmosphere with explosive vapor
- Read safety precautions on pages W1 to W4

Pro-Link® Ultra SCAN TOOL SOFTWARE

If you currently own a software title, upgrade to the latest version by purchasing the part number with a "U" suffix.
EEHD86####U



EEHD864024

Engines

Stock No.	Description
EEHD864024	CAT® Engines with ACERT™ Technology v2.0
EEHD864027	Caterpillar® Electronic Engines
EEHD864010	International® Engines v2.0
EEHD865009	Navistar® MaxxForce® v3.0
EEHD865009U	Navistar® MaxxForce® v3.0 Update
EEHD864015	DDEC® Suite: DDEC® II, III, IV, V v2.0
EEHD864015U	DDEC Suite: DDEC II, III, IV, V v2.0 Update
EEHD864018	DDEC® Suite: DDEC® 6, 10, 13 v2.0
EEHD864018U	DDEC Suite DDEC® 6, 10, 13 v2.0 Update
EEHD864031	Detroit Diesel® MBE
EEHD867011	Volvo®/Mack® 2007+
EEHD867011U	Volvo®/Mack® 2007+ Update
EEHD867003	Cummins® Engine 2007 +
EEHD867003U	Cummins® Engine 2007 + Update
EEHD866025	Hino® Engines v.1.0 2005-Current
EEHD867034	PACCAR® Engines 2009 +



EEHD865005

Transmissions

Heavy Duty Transmission applications allow viewing of proprietary information and the running of special tests

Stock No.	Description
EEHD865005	Allison Transmission® Suite
EEHD865005U	Allison Transmission® Suite Update



EEHD866048

LMT Applications

Stock No.	Description
EEHD866048	Light and Medium Truck (LMT) 2016
EEHD866048U	Light and Medium Truck (LMT) 2016 Update

EEHD866048 PRO-LINK® Ultra Light and Medium Truck (LMT) 2016

- Enhanced coverage with diagnostic and testing capability for light and medium truck engine, brake, and transmission systems
- The LMT application gives technicians OEM-proprietary and OBD II diagnostics for maintenance and repair productivity
- Available special tests include: DPF Test, DEF Test, Injector Cutout and ABS Tests

NOTE: Software is NOT compatible with the discontinued Pro Link iQ Scan Tool. (Order EEHD88#### part numbers)



EEHD865014

Brakes

Heavy Duty ABS applications provide diagnostic ABS information for both tractors and trailers. They allow viewing of proprietary information and running of special tests

Stock No.	Description
EEHD864013	Bendix® Air ABS
EEHD865014	Meritor® WABCO® Suite v2.0: Air, Hydraulic ABS and OnGuard® CMS
EEHD865014U	Meritor® WABCO® Suite v2.0: Air, Hydraulic ABS and OnGuard® CMS Update
EEHD864021	Trailer ABS Suite: Eaton,® Wabash® and Haldex®



EEHD864041

Body and Chassis

Stock No.	Description
EEHD864041	Navistar® Body and Chassis

EEHD864041 Body and Chassis Software for Navistar® Vehicles

- Read and clear fault codes
- View expanded proprietary fault code descriptions
- Access connector pin information
- View vehicle parameters and features
- Applications: International® 4200/4300/4400; 7000, 8000 and CF Series vehicles (2005 and later vehicles)



EEHD864007

Heavy Duty Standard Applications

Snap-on® offers Heavy Duty Standard (HDS) generic applications covering engines, transmissions, and brakes that provide access to limited, non-proprietary diagnostic information HDS Capabilities: Read active fault codes; read and clear inactive fault codes; view non-proprietary parameters; read trip information









- Heavy duty standard software is included with the Pro-link® Ultra Scan Tool Starter and Elite kits

Stock No.	Description
EEHD864007	Heavy Duty Standard J1939
EEHD864008	Heavy Duty Standard J1708/J1587
EEHD864076	OBDII/EOBD v5.0

Pro-Link® Ultra Adaptors, Cables and Accessories

The cables included with Pro-Link® Ultra scan tool kits meet the needs of most customers. Please contact Snap-on® technical support, 800-311-5452, for information and assistance regarding the need for any additional cables.

	Stock No.	Description
	EEHD493033	2 and 3 Pin Deutsch Adaptor (Cummins®)
	EEHD494024	6-Pin Deutsch Ultra Adaptor
	EEHD493001	9-Pin Deutsch Adaptor (Locking)
	EEHD493015	CAT 9-Pin Adaptor
	EEHD493028	9-Pin Deutsch Adaptor
	EEHD493014	9-Pin T-Adaptor
	EEHD493003	12-Pin Adaptor
	EEHD493013	J1932 16-Pin Adaptor
	EEHD493026	Ultra Data Cable
	EEHD494099	AC Adaptor
	EEHD424001	J560 7-way Power Cable
	EEHD494094	HDMI® Cable
	EEHD604020	Universal J560 PLC Adaptor

	Stock No.	Description
	EEHD403098	USB Cable
	EEHD406004	HD Crossover Cable (PACCAR® EEEE MX)
	EEHD213011	Soft Carrying Case
	EEHD214006	Rugged Carrying Case Ultra
	EEHDULTRFOAM	Foam Insert
	EEHD1402813	Stylus Pen
	EEHD2450801A	Screen Protector
	EEHD4001-022	2400 mAh Battery
	EEHD4001-023	4800 mAh Battery
	EEHD905008	Fault Code Guide



- Do not use in atmosphere with explosive vapor
- Read safety precautions on pages W1 to W4



EEHD186030

Pocket IQ™ 2 Heavy Duty Scan Tool

EEHD186030 Blue-Point® Pocket IQ™ 2

- The Pocket IQ™ 2 is a generic scan tool for all commercial vehicles from light duty to Class 8 trucks
- The Pocket IQ™ 2 provides the following support for medium and heavy duty trucks: J1708, J1939, and light duty trucks OBD-II
- Perform Regens on supported vehicles

Basic Functions:

- Displays trip data
- Collects and stores vehicle data from multiple vehicles
- Checks engine speed and load, pressures, temperatures, and other data
- Displays Freeze Frame data and newly enhanced coverage for heavy duty truck engines
- The Pocket IQ™ 2 reads active fault codes, reads and clears inactive fault codes, and monitors J1708 and J1939 engine, brake, and transmission data
- Light duty truck – reads active fault codes, reads and clears inactive fault codes, and monitors proprietary data for GM®, Isuzu®, Ford®, and Dodge® Cummins® light trucks, plus OBD-II engine data
- The Pocket IQ™ 2 USB C port allows for future updates/upgrades, and provides the ability to download reports to your memory stick
- Includes soft case, power and data cable, 9-pin Deutsch adaptor, OBD-II adaptor, USB C cable, AC/DC adaptor, and a 2-amp 5 V battery pack
- Reporting Tools – enables technicians to save vehicle diagnostic and fleet performance information
- Updated fault code data and support has been expanded for engine, transmission, ABS, VECU, instrument cluster, emissions SCR, and vehicle body systems



EEHD604020

EEHD604020 Universal J560 PLC Adaptor (Optional)

- Use the Universal J560 PLC Adaptor with ABS diagnostic software application
- Detect ABS warning lamp messages coming from the trailer ECU
- Test the in-cab trailer ABS warning lamp
- Connect to vehicle between the tractor and the trailer, or trailer alone without the tractor

Included in EEHD186030 Kit

Stock No.	Description
EEHD493028	9-pin Deutsch
EEHD493013	16-Pin Adaptor
EEHD493026	26-Pin Data Cable

Applications

- HD/LMT DPF Regen
- Light and Medium Truck (LMT) 2016
Note: The LMT module does not include the ability to run special tests except DPF REGEN
- Heavy Duty Standard (HDS) Note: The LMT module does not include the ability to run special tests except DPF REGEN The HD/LMT DPF Regen module provides coverage for the following manufacturers:
 - PACCAR®
 - Cummins®
 - Volvo®/Mack®
 - Hino®
 - Navistar® MaxxForce®
 - Detroit Diesel® DDEC 6, 10, 13
 - Dodge®/RAM®
 - Ford® Diesel Engines
 - GM® Diesel Engines
 - Isuzu® Diesel Engines

Optional Software/Adaptors

Stock No.	Description
EEHD494024	6-Pin Deutsch Ultra Adaptor
EEHD604020	Universal J560 PLC Adaptor
EEHD917021	Trailer ABS Suite

Diagnostic Tools

EETH300 Diagnostic Thermal Imager

- Uses infrared imaging technology to reveal heat from friction, electrical resistance, pressure changes and more
- See precise detail with complete thermal images made up of 4,800 temperature zones
- Shows extreme temperatures from -4–840 °F (-20–450 °C)
- Detect problems all around the vehicle: brakes, heated seats, misfires, HVAC, worn bearings, belts, emission controls, and many more
- Exclusive database of guided tests shows dozens of valuable automotive applications
- Reference images showing normal components and failed components, so you know exactly what to look for
- Large 3-1/2" color screen so you don't miss a clue; 320 x 240 resolution
- Just point it at any area of a vehicle and see detailed images of an object's heat signature
- Color reference scale automatically calibrates, so you know the temperature of everything in the image
- Pull the trigger to capture images. Use saved images for reference and to create convincing repair orders
- Pistol-grip ergonomics for comfort and convenient access to tight locations
- Rechargeable high-power Lithium-ion battery with 4 hour charge life and convenient battery level indicator
- Image refresh rate: nine times per second
- Includes: Thermal Imager, MicroSD card, AC charger, USB cable, User guide



EETH300

DIAGNOSTIC KEYS

Domestic/Asian Personality Keys

Upgrade	Key No.	Most Common Make Supported	Stock No.	Key No.	Most Common Make Supported	Stock No.
17.2	K-78	Harley-Davidson®	EAP0283L70A			
16.2	K-33	RAM Promaster/Hyundai®/Kia®	EAP0283L60A			
15.4	K-32	Mitsubishi® Electric	EAP0283L45A			
15.2				S-74	Mercedes-Benz®	EAP0293L00A
14.4						
14.2				S-26	Porsche®	EAP0283L40A
13.4				S-53	FIAT®	EAP0268L50A
13.2	K-30	Subaru	EAP0283L30A			
12.4	K-29	GM Extended CAN	EAP0283L20A			
12.2						
11.4						
11.2	K-28	Nissan® Altima Hybrid	EAP0283L10A	S-69	Volvo® Dual CAN	EAP0283L05A
10.4				S-25 S-40 S-43 S-44 S-45 S-62	Land Rover® Land Rover® Land Rover® Land Rover® Land Rover® Land Rover®	MT2500S25A EAP0234E20A EAP0234E40A EAP0234E50A EAP0234E55A EAP0268L55A
10.2						
9.4						
9.2	K-7A K-27	Chrysler®/Mitsubishi® Chrysler®/Mitsubishi®	EAP0268L65A EAP0268L75A	S-64	Mercedes-Benz®	EAP0268L70A
8.4						
8.2						
7.4				S-51	Mercedes-Benz®	EAP0268L35A
7.2	K-20 K-25	Global OBD-II CAN Chrysler®	EAP0234E45A EAP0268L15A	S-44	Volkswagen®	EAP0234E50A
6.4	K-24	Honda	EAP0268L05A			
6.2	K-21 K-22	General Motors® Chrysler®				
5.4						
5.2	K-19	CAN Protocol Vehicles	EAP0234E35A			
4.4	K-17	Ford®/GM®/Toyota®/Nissan®/Mazda/ Hyundai®/Kia®/Mitsubishi®	EAP0234E25A			
4.2	K-16	Ford®	EAP0257B00A			
4.1 and earlier	K-2A* K-5A K-7 K-9 K-12A K-13 K-14 K-15 K-15 K-15	OB2-II Hyundai® Mitsubishi® General Motors® General Motors® Chrysler® Nissan® Mitsubishi® Mitsubishi® Mitsubishi®	MT50780202 MT50780507 MT50780701 MT50780901 MT50781202 MT50781301 MT50781401 MT50781501	S-4 S-7 S-17 S-20 S-21 S-27 S-28 S-33 S-34	Mercedes-Benz® Volkswagen®/BMW®/Land Rover® Mercedes-Benz® Mercedes-Benz® Mercedes-Benz® Mercedes-Benz® BMW®/Land Rover® Mercedes-Benz® Mercedes-Benz®	MT2500S4 MT2500S7 MT2500S17 MT2500S20 MT2500S21 MT2500S27 MT2500S28 MT2500S33 MT2500S34



• Read and follow all safety precautions in instructions and on pages W1 to W4 when using diagnostic equipment

*Important Words
About Safety
for Users and Bystanders*

Following these basic safety rules is a good start toward protecting yourself — and others in the vicinity — from injury while using tools.

Wear safety goggles
Use the right tool
Use the tool properly
Maintain the tool regularly
Keep tools away from children
Do not use tools on live electrical circuits unless specifically designed for such use
Read and follow instructions

- *  THIS SYMBOL INDICATES PROHIBITED ACTION
- *  DO NOT OVER-TORQUE NO PIPES OR LEVER EXTENSIONS
- *  NO HAMMERING
- *  NO PRYING
- *  DO NOT STRIKE HARD OBJECTS
- *  NO IMPACT/POWER DRIVE
- *  DO NOT STEP IN OR ON DRAWERS
- *  DO NOT OPEN MULTIPLE DRAWERS
- *  DO NOT PULL TO MOVE
- *  KEEP CHILDREN AWAY

- *  THIS SYMBOL INDICATES MANDATORY ACTION
- *  MUST READ INSTRUCTIONS BEFORE USE
- *  MANDATORY EAR PROTECTION
- *  MANDATORY EYE PROTECTION
- *  MANDATORY PROTECTIVE GLOVES
- *  MANDATORY PROTECTIVE CLOTHING
- *  MANDATORY FACE SHIELD
- *  MANDATORY HEAD PROTECTION
- *  MANDATORY MASK
- *  MANDATORY RESPIRATOR

- *  **WARNING**
THIS SYMBOL INDICATES A HAZARD ALERT, GENERAL WARNING SIGN
 - *  RISK OF EXPLOSION
 - *  RISK OF ELECTRIC SHOCK
 - *  RISK OF FIRE
 - *  RISK OF ENTANGLEMENT
 - *  VIBRATION HAZARD
 - *  OVERHEAD/OVERLOAD HAZARD
- *These symbols are excerpted from ISO 7010: 2011 with the permission of ANSI on behalf of ISO.
© ISO 2014–All rights reserved

Safety messages in this catalog use the guidelines of the American National Standard ANSI Z535.4 for Product Safety Signs and Labels and ANSI Z535.3 Criteria for Safety Symbols. Messages associated with specific products use a triangular hazard alert symbol, signal word (CAUTION, WARNING, DANGER) and how to avoid the hazard. Each message refers to pages (W1 to W4) which provide additional safety symbols and three-part messages advising of:

- The hazard
- How to avoid the hazard**
- The probable consequence of not avoiding the hazard*

PLEASE READ AND FOLLOW these messages to avoid injury to yourself and bystanders.

Adaptors

WARNING



- Adaptors can break from over-torque. **Do not use with impact drivers.** Do not exceed the torque stamped on adaptor.
Broken adaptor can cause injury.

AVR Battery Testers

WARNING



- Batteries produce explosive gases and can explode and ignite. **Wear safety goggles (user and bystanders).** Keep flames and sparks away from batteries.
Battery explosion and ignited gases can cause injury.



Battery Chargers, Testers (AVR), Portable Booster Packs

WARNING



- Batteries produce explosive gases and can explode



Wear safety shield (user and bystanders). Do not overcharge battery. Keep flames and sparks away from batteries.



- Do not expose batteries of Booster Pack to liquids.



- Sparks occur when connecting or disconnecting leads while charger is ON. **Charger must be OFF when connecting or disconnecting leads.** Do not allow leads on Booster Packs to contact each other.
Battery explosion or ignited gases can cause injury.

Blow Guns

WARNING



- Blow guns create flying particles, noise and high velocity air



Wear safety shield or goggles (user and bystanders).



Wear mask if air is dusty (user and bystanders).

Wear hearing protection (user and bystanders).

Do not direct air at yourself or bystanders. Keep out of reach of children.

VENTED: Do not use if air supply is above 135 psig. Do not obstruct vents.

NON-VENTED: Do not use if air supply is above 30 psig.

Flying particles, noise and high velocity air can cause injury.

Brake Tools

WARNING



- Brake cylinder hones can fly apart if used outside cylinder

Wear safety goggles (user and bystanders). Operate only while hone is within cylinder.

Flying parts can cause injury.

Butane Mini-Torches

WARNING



- Butane can explode. Store at a temperature below 120 °F. Dispose of butane in accordance with regulations.



Explosion or flames can cause injury.

Compressors

WARNING



- Air compressors have electrical parts, moving parts and contain high pressure air that may be impure. **Read and follow all instructions.** Do not use as an air supply for breathing. *Improper use or maintenance can cause shocks, entanglement or injury.*

- Compressor systems contain air under pressure which can create a high pressure stream or ruptured vessel



Wear safety goggles (user and bystanders). Relieve pressure before servicing.

Do not modify/repair/rework pressure vessel or change safety relief pressure setting.

A pressurized air stream or rupturing pressure vessel can cause injury.



- Moving components inside. **Do not use without all guards in place.** *Moving components can cause injury.*



- High voltage will create an electrical shock. **Disconnect all power before servicing.** *High voltage can cause injury.*

Cordless Tools

WARNING



- Battery packs present a risk of fire, explosion and electric shock. **Charge battery pack only with charger provided.**



- Do not store battery packs at temperatures above 120 °F (49 °C).



- Do not discard used batteries; return them to a Snap-on® repair center for recycling.



- Follow all safety messages in user's manual.



- Do not expose battery pack to liquids. *Fire or explosion or electric shock can cause injury.*



- Sparks from electric motor can ignite an atmosphere containing flammable vapor. **Do not use cordless tools in a volatile atmosphere** *Fire and/or explosion can cause serious injury.*

Diagnostic Equipment

WARNING



- Use of diagnostic equipment on rotating engine poses risk of flying particles and entanglement



Wear safety goggles.

Use caution in routing cables.

Flying particles can cause injury.

Poorly routed cables and test leads can cause entanglement and injury.



- Use of diagnostic equipment can cause electrical shock, fire and explosion.



Use caution and proper procedures when connecting and disconnecting leads.



Diagnostic equipment must be located 18" or more above floor level.



Avoid sparks and other sources of ignition. *Electrical shock, flames and explosion can cause serious injury.*



- Improper use can cause hazardous conditions

Read and follow all safety precautions accompanying the product.

Unexpected electrical, thermal or mechanical occurrences can cause injury.

Fuel System Tools

WARNING



- Flammable liquid and fumes can ignite. **Wear safety shield (user and bystanders).** Use only in well-ventilated areas.



Flames or explosion can cause injury.

Geared Head Torque Multipliers

WARNING



- Use of gear head torque multipliers for torque control may result in inaccurate torque application

For accurate control of torque use an Electrotork®, a Torqometer® or other measuring device located directly on the fastener.

Limited accuracy of the torque ratio of a geared head torque multiplier may cause improper preload of the fastener if it is used for torque control.

Grinders, Grinding Wheels, Power Tool Accessories

(drill bits, wire brushes, grinding burrs, abrasive wheels, grinding wheels, valve grinders, valve grinding wheels)

WARNING



- Grinding causes flying particles



- Power tool accessories can break. **Wear safety goggles (user and bystanders).** Do not operate without eyeshields, guards and holders in place.



Do not use power tool accessories at speeds faster than their maximum rated RPM.

Do not use any accessory not specifically intended for use with a die grinder, with a die grinder.

Flying particles and broken tools can cause injury.



- Wire bristles can break and fly off

Wear safety goggles (user and bystanders). *Flying particles can cause injury.*



- Force on the side of grinding wheels or discs can break them

Do not grind on the side of a grinding wheel or disc.

Broken grinding wheel or disc can cause injury.

Hammers

(See Striking and Struck Tools)

Hand Tools

Handles

WARNING



- Handles can break if overloaded. **Do not use "cheater bars" on handles.**

Pull, do not push, on handles.

Broken handle or a fall can cause injury.

Sockets, Accessories

WARNING



- Sockets and accessories can break if used with an impact wrench

Do not use chrome or industrial finish hand tools with impact drivers.

Broken sockets or accessories can cause injury.

Impact Wrenches

WARNING



- Impact wrenches produce noise and vibration

Wear appropriate ear protection and gloves.



Extended exposure to noise and vibration can cause injury or impairment



- Impact wrenches can cause breakage of sockets or accessories



Wear safety goggles (user and bystanders). *Flying particles can cause injury.*



Knives

WARNING

- Blades are sharp and can cut
 - Blades can break causing flying objects
-  **Wear safety goggles (user and bystanders).** Do not pry or bend blade. Keep away from children.
-  **Make sure that the blade locking device is securely engaged before using the knife.** Sharp edges and flying objects can cause injury.




Leak Detectors

WARNING

- Gases, fluids or accumulated fumes may explode or ignite
-  **Do not expose fluids or fumes to flames, sparks or other sources of ignition.** Wear safety goggles or safety shield. Use only in well-ventilated areas.
-  **Explosion or flames can cause injury.** Fumes can cause breathing difficulty.




Lift Equipment Jacks, Jack Stands

WARNING

- Vehicles supported by jacks or jack stands may fall if used improperly
-  **Do not exceed rated capacity of jack or jack stand.**
-  **Do not work on vehicle supported by jack, use jack stands; use jack stands in pairs. Use jack and jack stands only on hard level surface.**
-  **Lift and support vehicle only on its designated lift points.** Failure of jack or jack stand or falling of vehicle can cause serious injury or death.


Lifts, Hoists

WARNING

- Vehicles supported on lifts or hoists may fall if lifts are improperly installed, used or maintained
-  **Do not exceed rated capacity of the lift. Lift must support vehicle only on its designated lift points.**
-  **Lifts must be installed by qualified installer.**
-  **Lifts must be inspected and maintained in accordance with user's manual. Follow all instructions for proper use and all safety messages in user's manual.** Failure of the lift or vehicle falling off of lift due to use of improper lift points can cause serious injury or death.


Lighting

WARNING

- Electrical shock can result from absence of grounding prong
-  **Do not remove or bypass the grounding prong in any electrical plug. Disconnect power before servicing.** Electrical shock can cause injury.

Pliers/Cutters




WARNING

- Broken tips or cut material can fly
-  **Wear safety goggles (user and bystanders).** Flying material can cause injury.

Power Tools

(impact wrenches, ratchets, hammers, sanders, grinders, cut-off tools)






WARNING

- Power tools can cause flying particles
-  **Wear safety goggles (user and bystanders).** Flying particles can cause injury.
- Power tools generate noise
-  **Wear hearing protection (user and bystanders).** Prolonged exposure to noise can cause hearing loss.
- Power tools vibrate
-  **Avoid prolonged exposure to vibration.** Prolonged exposure to vibration can cause injury.
- Improper use of power tools and accessories can cause broken tools
- Do not use without all guards in place. Use accessories rated at tool RPM or higher.** Read and follow instructions before using power tools. Broken tools can cause injury.

Pressure Equipment and Pressure Gauges



(all equipment using pressurized air or hydraulic fluid such as tanks, spray guns and blow guns)

WARNING

- Pressurized equipment, systems or tanks can break or leak
-  **Do not exceed the maximum pressure rating of equipment. Wear safety goggles or shield and protective clothing appropriate to the fluid.**
-  **Pressurized fluid striking the body can cause personal injury. Flammable fluids such as gasoline, propane, etc. can ignite or explode and cause injury.**
- Fluids can leak or escape
-  **Use only in well-ventilated areas.**
- Breathing vapors or fluids from leaks can cause illness or injury.
-  **Do not direct air or fluid stream at your body or at others.** Flying particles, air or fluid entering body can cause injury.
- Improper use or maintenance of pressurized equipment can cause leaks or rupture
-  **Read and follow instructions.** Leaking of pressurized equipment can cause injury.


Prybars

WARNING

- Prying can cause flying chips.
-  Chipped or cracked prybars can cause flying chips
- Prybars can chip if struck
-  **Wear safety goggles (user and bystanders).** Do not use pipe or lever extension. Do not use a prybar if chipped or cracked. Do not use a prybar as a punch or hammer. Flying chips can cause injury.

Pullers, Presses



WARNING

- Puller or press parts under stress can break
-  **Wear safety goggles (user and bystanders).** Use the proper type and size puller or press. Inspect the puller, do not use puller with worn or broken parts. Screen the puller or press operation. Broken parts can cause injury.

Punches/Chisels (See Striking and Struck Tools)


Ratchets

WARNING

- Ratchet mechanism may slip or break if dirty or worn
-  Mismatched or partially worn parts can cause ratchet to slip or break
- Frequently inspect, clean and lubricate all non-sealed ratchet mechanisms with light oil.
-  **Do not immerse sealed ratchet in fluids. Do not replace worn parts individually, use entire contents of the service kit.** Ratchets that slip or break can cause injury.


Sanders

WARNING

- Sanding disc or accessories can break if used above maximum rated RPM.
-  **Do not use sanding discs or accessories above their maximum rated RPM.** Broken sanding disc or accessories can cause injury.
- Sanding produces particles and dust
-  **Wear safety goggles or a safety shield. Wear a dust mask or respirator.** Some dust created by sanding may contain chemicals known to produce cancer or other health concerns.
- Misuse of grinding wheels on sanders may result in wheel breakage.
-  **Do not use grinding wheels on sanders.** Broken grinding wheels can cause serious injury.



Scrapers

WARNING

- Scrapers and putty knives can break if used for prying or chiseling
-  **Wear safety goggles (user and bystanders).** Do not use a scraper or putty knife as a prybar or chisel. Broken tools can cause injury.

Screwdrivers

WARNING

- Screwdrivers can break if used as prybar, chisel or punch
-  **Wear safety goggles (user and bystanders).** Do not use a screwdriver as a prybar, chisel or punch. Broken screwdriver can cause injury.
- Plastic screwdriver handles do not provide electrical insulation
-  **Do not use on or near live electrical circuits.** Electrical shock can cause injury.

Socket Usage

Select the proper type of socket for the application.

- **Hand Sockets** – All chrome-plated sockets and black finished sockets identified as hand sockets are for hand use only
 - **Power Sockets** – Sockets designed and intended for use with power nut runners; do not use with impact drivers
 - **Impact Sockets** – Sockets designed for durability when used with impact drivers; use only impact sockets with impact drivers
 - Flexible sockets can cause injury when used with impact or power drivers.
- Do not hold flexible sockets or swivel joint tools during use.** Rotating socket can cause hand injury.

Sockets, Power

⚠️ WARNING



- Power sockets or accessories can break if used on impact drivers

Wear safety goggles (user and bystanders). Do not use power sockets or accessories with impact drivers.



Broken tools can cause injury.

- Holding a rotating tool can cause entanglement
- Rotating power tools can cause injury.

Striking and Struck Tools, Punches/Chisels

⚠️ WARNING



- Striking and struck tools can break or chip
- Chipped or mushroomed punch and chisel ends or metal weakened by improper grinding can fragment
- Oversized hammer can chip the punch or chisel

Wear safety goggles (user and bystanders). Do not use punch or chisel having mushroomed ends; dress edges or mushroomed ends to original shape with a hand file.

Do not misuse a chisel as a punch. Hammer head diameter should be approximately 3/8" larger than head of punch or chisel.

Flying objects can cause injury.

- Steel punches and chisels can cause sparks during use



Do not use near flammable substance. Flammable substances can ignite causing injury.

Hammers

⚠️ WARNING



- Hammers can cause flying chips.
- Chipped, mushroomed or cracked hammers can cause flying chips
- Glancing blows can cause flying chips
- Striking hard surface can cause flying chips
- Body hammers can chip or break if struck against hard surfaces

Wear safety goggles (user and bystanders). Do not use chipped, mushroomed or cracked hammers.

Strike squarely and avoid glancing blows. Do not strike other hammers or similar hard surfaces.

Use body hammers only for striking automotive-type sheet metal; do not strike hard surfaces.

Flying chips can cause injury.

- Steel hammers can cause sparks during use



Do not use near flammable substance. Flammable substances can ignite causing injury.

- COMPOTHANE® or urethane hammers can rupture or ignite if exposed to liquid oxygen

Do not use COMPOTHANE or urethane hammers near liquid oxygen.

Ruptured and/or ignited COMPOTHANE or urethane can cause injury.

Tire Changers

⚠️ WARNING



- Tires can explode

Wear safety goggles.

Do not over-pressurize tire.



Read and follow all safety precautions in user's manual

Exploding tire can cause serious injury.



Tool Storage Units

⚠️ WARNING



- Storage units can tip or strike you

Do not open more than one loaded drawer at a time.



Keep children away.

Close lid and lock drawers and doors before moving.



Apply brakes on locking casters when not moving unit.

Do not step in or on drawers.

Secure units together with fasteners.



Read and follow instruction manual
Tipping of storage unit or unit striking you can cause injury.



- Units edges can cut or pinch

Do not pull; push to move.

Wear gloves when lifting by edges.



Keep feet and fingers clear of edges when stacking, hanging or moving units.

Unit edges can cause injury.

Torque Sticks

⚠️ WARNING



- The actual torque delivered to a fastener by a torque stick or torque extension depends on proper usage.

Read and follow all instructions.



Check final torque with a torque wrench
Improper torque can cause fastener loosening or breakage resulting in injury.

Torque Testers

⚠️ WARNING



- Calibration weights can cause tester and its base to tip

Wear safety goggles (user and bystanders).



Counterbalance or anchor mounting base.

Tipping base can cause injury.

Torque Wrenches

⚠️ WARNING



- Overtorquing can cause breakage

Wrench can break while breaking fasteners loose



Force against flex stops on flex head torque wrenches can cause head breakage

An out-of-calibration torque wrench can cause part or tool breakage



Wear safety goggles (user and bystanders). Do not exceed rated torque.

Do not use a torque wrench to break fasteners loose.

Do not force head of flex head torque-wrenches against stops.

Periodic recalibration is necessary to maintain accuracy.

Broken tools can cause injury.

Welders, Cutters Electric, Plasma

⚠️ DANGER



- Electric welding or plasma cutting causes ultraviolet rays, localized magnetic fields, sparks, weld spatter and hazardous vapors and may cause electrical shock
- Bystanders will be exposed



Wear welding helmet with appropriate shade lens while welding or cutting.

Wear gloves and protective clothing.

Use only in well-ventilated area.

Do not allow bystanders in area while welding or cutting.



Do not operate this equipment if you have an implanted electromechanical device.

Never coil electrode/torch lead around your body.

Read and follow all safety precautions in instructions.



Ultraviolet rays will burn eyes, magnetic field may affect operation of medical devices. Weld spatter, electrical shock or sparks can cause burns or other injuries.

Gas, Welding and Plasma Cutting

⚠️ WARNING



- Welding and cutting produce heat, weld spatter and hazardous vapors

Wear gloves, face shield and protective clothing.



Use only in well-ventilated area.

Do not allow bystanders in immediate area.



Read and follow all safety precautions in instructions.



Byproducts of welding or cutting can cause burns or other bodily injuries.

Wheel Alignment Tools

⚠️ WARNING



- Suspension springs can slip out of engagement with spring compressors

Follow instruction and assure that spring is properly engaged with the compressor.

Wear safety goggles (user and bystanders).



- WA92 can break or disengage from spring if torqued over 30 lb ft

Do not torque WA92 over 30 lb-ft

Broken compressor or disengaged spring can cause injury.

Wrenches

⚠️ WARNING



- Excess force can cause crowfoot or flare nut wrench slippage

Wrenches can break if overloaded

Slimline wrenches have limited torque strength



Wear safety goggles (user and bystanders).

Use only moderate force on crowfoot, flare nut and slimline wrenches.

Broken or slipping wrenches can cause injury.

User can fall if fastener suddenly breaks loose or wrench jaw slips or breaks

Pull, do not push, on wrench handle.

Injury can occur if user loses balance.

1/8"

1/8" Square Drive Tools,
General Service Sets 122

1/4"

1/4" Square Drive Tools
Adaptors..... 104, 107, 121, 126, 142
Bit Sockets..... 115-119, 129-132,
153-157, 178-179, 210
Bit Socket Sets..... 115-118, 129-132,
153-157, 178-179, 210
Breaker Bars 104, 125
Chrome Sockets, Flank Drive®. 108-112
Crowfoot Wrenches 256-257
Extensions 106-107, 119, 126
FOD Ratchets 103
General Service Sets 122-124,
133-134
Handles 104-105
Hi-Lok® Ratchets 103
Impact Accessories 119
Impact Sockets, Flank Drive® 120
Impact Wrenches, Air 474, 480
Impact Wrenches, Cordless ... 455, 463
Power Accessories 121-122
Power Sockets 121
Ratchet Adaptors..... 104
Ratchets..... 101-104, 125
Ratchets, Air 474, 481-482
Ratchets, Cordless 456, 465
Ratchet Spinners..... 104, 125
Sockets, Blue-Point® 127-128
Sockets, Flip 115
Sockets, Low Profile 110-111
Sockets, Special Application
114-115, 118, 121
Sockets, Spline® 114
Sockets, TORX® 113, 115-116,
128-129, 642
Torque, Drivers..... 286-287
Torque, Square Drive Heads..... 289
Torque Wrenches 276, 278-279
Universal Joints 107, 126, 143

3/8"

3/8" Square Drive Tools
Adaptors..... 107, 140, 142,
152, 159, 166
Bit Sockets..... 115-118, 132, 153-158,
166, 178-179, 210
Bit Socket Sets,
Blue-Point® 132, 175-181
Breaker Bars 140
Chrome, Sockets,
Flank Drive® 144-148
Crowfoot Wrenches 257-260
Extensions 141-142, 152,
159-160, 166, 173-175

FOD Ratchets 139
General Service
Sets 134, 168-172, 180-181
Handles 141, 174
Hi-Lok® Ratchets 140
Impact Accessories 159-160
Impact Drivers and Sets..... 158-159
Impact Sockets,
Flank Drive® ... 144-148, 151, 160-164
Impact Sockets, Swivel..... 163-164
Impact Wrenches, Air 474, 478-480
Impact Wrenches,
Cordless..... 455, 458, 463
Magnetic, Surface Drive Sockets.... 167
Power Accessories 166
Ratchet Adaptors..... 142
Ratchets..... 136-140, 142, 173, 180
Ratchets, Air 474, 481-482
Ratchets, Cordless 456, 465
Ratchet Spinners..... 140, 173
Socket Inserts, Non-marring 143
Sockets, Blue-Point® 175-181
Sockets, Flip 424, 659
Sockets, Low Profile 147
Sockets, Special
Application ... 151-152, 154, 164-165
Sockets, Spline 150
Sockets, Surface Drive..... 167
Sockets, Swivel 152, 163-164
Sockets, TORX® 148-149, 153-154
Sockets, Universal..... 147-150
Torque Adaptors..... 152-153
Torque, Square Drive Heads..... 289
Torque Wrenches 276-279
Universal Joints 107, 142-143,
159, 166, 175

1/2"

1/2" Square Drive Tools
Adaptors.... 107, 142, 185, 188, 193, 197
Bit Sockets..... 178-179, 193-196,
209-210
Bit Socket Sets,
Blue-Point® 178-179, 209-210
Breaker Bars 185-186, 208
Chrome, Sockets,
Flank Drive® 189-192
Crowfoot Wrenches 260-261
Drive Handles..... 186
Extensions 187-188, 197, 203, 208
FOD Ratchets 184
General Service Sets 206-207, 210
Impact Accessories 197
Impact Drivers and Sets..... 194, 196
Impact Sockets,
Flank Drive® 198-202
Impact Wrenches, Air 474, 477-479
Impact Wrenches,
Cordless..... 455, 457, 459
Power Accessories 203
Power Sockets 204-205

Ratchet Adaptors..... 185
Ratchets..... 183-185, 208
Ratchets, Air 474, 482
Ratchet Spinners..... 185
Sockets, Blue-Point® 209-210
Sockets, Flip 596
Sockets,
Special Application 192, 202-203
Sockets, Spline 192, 417
Sockets,
TORX® 191, 193, 204, 209-210
Surface Drive Sockets..... 205
Torque Adaptors..... 193
Torque, Square Drive Heads..... 289
Torque Wrenches 277-279, 598
Universal Joints 107, 143, 188, 208

3/4"

3/4" Square Drive Tools
Adaptors 213, 215
Bit Sockets..... 214-215
Chrome, Sockets, Flank Drive® 213
Extensions 212, 215
General Service Sets 219
Handles 212
Impact Accessories 215
Impact Sockets, Flank Drive® .. 215-218
Impact Wrenches, Air 474, 476-477
Locking Rings and Pins..... 215
Ratchet Adaptors..... 213
Ratchet Heads..... 212
Sockets, Special Application 214
Sockets, Spline 214
Sockets, TORX® 218
Torque Adaptors..... 432
Torque, Square Drive Heads..... 289
Torque Wrenches 277-279
Universal Joints 213, 215

1"

1" Square Drive Tools
Adaptors..... 221-222
Breaker Bars 221
Drive Handles..... 221
Extensions 221-222
Handles 221
Impact Accessories 222
Impact Sockets,
Flank Drive® 223-225
Impact Sockets, Oil and Gas 437
Impact Sockets, Railroad..... 438-439
Impact Wrenches, Air 476-477
Locking Rings and Pins..... 222
Ratchet Heads..... 221
Sockets, Special Application 225
Sockets, Spline 221
Torque Wrenches 280-282
Universal Joints 222

1-1/2"

1-1/2" Square Drive Tools

- Adaptors 226
- Drive Handles..... 225
- Extensions 226
- Impact Sockets,
Flank Drive® 226–228
- Locking Rings and Pins..... 226, 228
- Torque Wrenches 280
- Universal Joints 226

2-1/2"

2-1/2" Square Drive Tools

- Impact Sockets,
Flank Drive® 229–230
- Locking Rings and Pins..... 228, 230

A

Abrasive Blast Systems and

- Accessories..... 722–725
- Abrasives..... 724
- Abrasive Wheels 507–508
- Accelerator Pedal Jacks 607
- Accessories

- Adaptors, Air Line..... 515
- Adhesive Sticks..... 462
- Air Hammers 510–512
- Air Hose/Swivel..... 515
- Air Ratchet 512
- Air Saws..... 491, 513
- Blades 513
- Brushes, Wire..... 507–508
- Carbide Burrs 509
- Chisels..... 354
- Cleaners/Polishes/Sealants..... 516
- Cooling System Testers..... 646–647
- Couplers, Air 515
- Cutting..... 508
- Diagnostic Smoke Machines . 536–538
- Diesel Fuel Service 426–427
- Drills 499–506
- ETHOS®+..... 766
- ETHOS® Edge 757, 766
- ETHOS® PRO 766
- Flap Wheels 507–508
- Flashlight..... 654
- Grease Guns 456, 461
- Grinders..... 508
- Handle Mounting Kits and Holders . 80
- Hole Saws 505–506
- Hydraulic 409
- Impact 119, 159–160
- Impact Wrenches 498, 512
- Leak Detectors 536–538, 635
- Lubrication..... 516
- MicroVAT™, D-TAC™ 624
- MODIS™ Edge..... 760, 768–771
- MODIS™ Ultra 768–771
- Pocket iQ™ 782
- Polishing and Restoration Kits 516

- Power 121–122
- Pro-Link® Ultra 777–781
- Pullers 400, 415
- Punches..... 354
- Ratchets..... 512
- Reciprocating Saw Blades 513
- Sanders 494, 506–507
- Saw Blades 513
- Scopes and Meters..... 523–529
- Screwdrivers 325
- Screwdrivers, Cordless 470
- Smartphone 654
- Socket, Ratchet, Spline 226
- Sockets, Ratchet,
1/4" Drive,..... 107, 125–126
- Sockets, Ratchet,
3/8" Drive, 142–143, 173–175
- Sockets, Ratchet, 1/2" Drive, . 188, 208
- Sockets, Ratchet, 3/4" Drive,.. 212–213
- Sockets, Ratchet, 1" Drive..... 221
- Sockets, Ratchet, 1-1/2" Drive 228
- Soldering..... 575–576
- SOLUS™ Edge..... 765
- SOLUS Ultra® 765
- Tire Changers 589
- Tool Storage 34–38, 63–96
- VANTAGE® PRO..... 770–771
- VANTAGE® Ultra..... 758, 768–771
- VERDICT® 761, 768–771
- VERUS® Edge 763, 768–771
- VERUS® PRO 768–771
- VERUS® Wireless..... 770–771
- Welding 78–80, 566–570
- Wheel Balancers 585–587
- Wire Brushes..... 507–508
- WorkStations 79
- ACR® Bits
- Phillips® 321, 323–324, 326, 328
- Pozidriv® 321, 326
- Adaptors
- 1/4" Drive..... 104, 107, 121, 126, 142
- A/C 641
- 3/8" Drive 107, 140, 142–143,
152, 159, 166
- 1/2" Drive..... 107, 142, 185,
188, 193, 197
- 3/4" Drive 213, 215
- 1" Drive 221–222
- 1-1/2" Drive 226
- #5 Spline Drive to Square 226
- Air Line 515
- Amp..... 523
- Arbor 506
- Backprobe 527–528
- Ball Joint 604
- Banana Plug..... 524, 526–528
- Battery..... 529
- Bearing, CJ Series..... 401, 413
- Bed of Nails..... 528
- Bushing Extractor..... 607
- Caps 644–647
- Compression..... 418, 550–552
- Cooling System 644–647
- Diesel 422, 426–427, 552–553

- Diesel Compression 551
- ETHOS®+..... 766
- ETHOS® Edge 757, 766
- ETHOS® PRO 766
- European Vehicle .. 760–761, 766, 769
- Extension 159–160, 188, 197
- Hand Wheel 409
- Hex to Square..... 107, 115, 121,
143, 166, 323, 325
- Hydraulic Gauge Mounting 409
- Ignition 771
- Intrusive Circuit Testing 528
- Joint Rate Simulator..... 301
- Leak Detectors 536–538
- Locking 159, 188, 197
- Magnetic..... 107, 143, 324–325
- MODIS™ Edge..... 757, 760, 769–771
- MODIS™ Edge Accessories..... 768
- MODIS™ Ultra 769–771
- MODIS™ Ultra Accessories 768
- Multi-Ignition 771
- Neck 644–647
- Nonconductive 350
- Oil Injector 640, 642
- Pneumatic..... 645
- Pocket iQ™ 782
- Power 121, 166, 203
- Power Steering..... 698
- Pressure 523, 555
- Pro-Link® Ultra 781
- Puller 413
- Radiator 644, 646–647
- Ratchet 104, 140, 185, 213
- RPM..... 546–547
- Scopes and Meters..... 523–524
- Secondary Ignition 771
- SOLUS™ Edge..... 765
- Square Drive 107, 142, 226
- Temperature..... 524
- Tire Changer..... 589
- Torque 152–153, 193, 418
- Trailer 535
- VANTAGE® PRO..... 770–771
- VANTAGE® Ultra..... 758, 769–771
- VANTAGE® Ultra Accessories... 758, 768
- VERDICT® 761, 769–771
- VERUS® Edge 763, 769–771
- VERUS® PRO 769–771
- VERUS® Wireless..... 770–771
- Voltage 523
- Wheel Hub Removal 607, 612
- Wrench, Ratcheting..... 236
- Adaptor Sets
- Cooling System 644–647
- Extension 107, 142
- Fuel Injection 418, 555
- Torque 152, 193
- Adhesive Guns..... 455, 462
- Adhesive Sticks 462
- Adjustable
- Pin Spanners..... 274, 642
- Pliers 336, 340, 347–348
- Spanner Wrenches 274

Tap Sockets.....	387-388	Valves, Regulators.....	728-729	Head Wrenches	254
Torque Drivers	287	Airbag Resetting Tools	548	Locators	690
Torque Screwdrivers.....	287	Airbrushing	721	Polishers.....	495
Torque Wrenches	276-286	Air Conditioning		Angle Locators.....	618
Wrenches.....	260, 272-274	Adaptors.....	641	Antenna	
Wrenches, Carburetor.....	562	Clutch Remover Sets	640	Sockets.....	717
Wrenches, Crowfoot	260	Compressor Oil	636	Wrenches.....	717
Wrenches, External Pipe	272	Connectors.....	641	Anti-Camout Bits.....	317-319, 321,
Wrenches, Valve Persuader	438	Disconnect Sets	642	323-324, 326, 328	
Advance Timing Lights	434, 547	Dye	635-636	Anti-Fatigue Mats.....	93
Air		Filters.....	632	Anti-Freeze Testers.....	648
Accessories.....	510-516	Goggles	635, 642	Anti-Seize Lubricants	748
Adaptors, Couplers.....	515	Hose Crimper Sets.....	639	Anti-Vibration Gloves	744-745
Auxiliary Handle.....	499	Hoses	638	Apprentice Sets	441
Blow Guns.....	514-515	Injection Kits.....	634	Arbor Adaptors/Hole Saws.....	506
Brushing.....	721	Leak Detectors	633-635	Arbor Presses	728
Chisels, Punches.....	485, 510-512	Manifold Gauges.....	637	Arm Protectors.....	570
Chucks, Retainer	485, 511	Oil and Dye Injectors	640, 642	Auto Body, Welding Sets	579
Chucks, Tire	434, 593-594	Oil Change Kits.....	632	Auto Care, Buffing, Cleaning.....	749
Closed Chucks	593	Pulley Pullers	398	Automatic Centering Punches	353
Compressors.....	721, 729-730	Recycling/Recharging Systems and		Automotive	
Control Units	720	Accessories.....	631-632	Diesel Service Tools.....	286, 416-427
Couplers	515	Replacement Hoses.....	638	Multimeters	521-523
Crud Thug®	496	Service Equipment	633-641	Pullers	401-403
Cut Off Tools.....	475, 488-489	Service Kits	636	Seat Covers.....	682
Die Grinders.....	475, 486-488	Service Tools.....	641-642	Tool Set Building	440-450
Drills.....	474, 483-484	System Analyzers.....	631-632	Auxiliary Handles.....	499
Drills, Chucks.....	499	Thermometers.....	641	Aviation/Aircraft	
Filters.....	720, 728-729	Ultraviolet Flashlights.....	634	“Dog Box”	59
Finishing Tools	493-496	Vacuum Pumps	639	Drill Bits.....	505
Grinders.....	474-475, 486-488, 490	Valves	640-642	Dzus® Screwdrivers	313
Hammers	474, 485	Wrenches.....	642	Mastic Removal Tools	717
Hammers, Chucks	485	Air Processing Equipment	728-729	Oil Can Openers	436
Hoses	515, 719	Alignment		Ratchets, FOD	103, 139, 184
Impact Wrench Accessories ...	498, 512	Bars, Body	708	Ratchets, Hi-Lok®	103, 140, 437
Impact Wrenches	474, 476-480	Clutch	618	Safety Wiring	435
Line Couplers, Adaptor	515	Headlamp	718	Service Tools.....	111, 313, 317, 435-436
Lubricators.....	728	Wheel	604-609	Snips	710
Lubricators, Pneumatic Torque	303	Alligator Clips	770	Sockets.....	150, 192, 214, 221
Micro Tools.....	475, 481-483, 487, 495	All Weather Tool Boxes	58	Socket Wrenches.....	435-436
Motor Oil.....	516	Alternator/Power Steering		Specialty Tools	152-153,
Movers/Fans.....	737	Pullers	671, 706	193, 435-437	
Nibblers	491	Alternator/Power Steering/		AVR Testers.....	625-626
Open Chucks.....	594	Water Pump Tools	671	Awls	330-331
Polishers.....	495	Alternator Pulley Installer, Pullers.....	671	Axle	
Pressure Systems and Tools .	590-594	Alternator Pulley Pullers....	398, 402-403	Nut Sockets.....	599-601
Processing Equipment.....	728-729	Aluminum		Pullers ...	400, 403-408, 410, 611-612
Ratchet Accessories	512	Screwdrivers	287		
Ratchets.....	474, 481-482	Screw Starters.....	319		
Reciprocating Saws	475, 490-491	Wrenches.....	255, 273, 278		
Sander Accessories.....	494, 507	Amp			
Sanders	475, 492-495	Adaptors.....	523	Back Supports	752
Saw Accessories	513	Clamps	625	Bags	
Saws.....	490-491	Probes	524, 770	Collapsible	66
Shears	491	Analyzers		Power Tool	457-458, 460, 464, 516
Solvent Guns.....	735	Carbon Monoxide.....	539	Tote	66, 516
Swivel Connectors.....	515	Gas	539	Balancing, Wheel.....	585-587
Tool Accessories.....	498-499,	Timing Light	434, 547	Ball Hex	
	507, 510-515	Angle		Bit.....	322
Tool Boots.....	498	Air Drills	484	Bit Sockets.....	117-118, 155-157, 194
Tools, Reference Charts	474-475	Drill Kits	504	Drivers	614
Vacuum.....	736	Gauges, Torque.....	286	Wrenches.....	265-267, 269
Valves.....	515, 720	Grinders, Air.....	474, 487-488, 490	Ball Joint	
				Pickle Forks.....	606

B

Presses..... 604–605	Screwdriver, Power..... 471	Vacuum..... 724
Presses, Adaptors..... 605–606	Sets..... 498–503	Blind Hole Bearing Pullers..... 414–415
Separators..... 606	Sets, Power.... 321, 323–324, 328–329	Blow Guns
Sockets..... 606	Spotweld Drill..... 483	Non-vented..... 514
Ball Peen Hammers..... 358, 360	Step..... 505	Vented..... 515
Banners	THUNDERBIT®..... 500	Body
Diagnostic..... 632, 765, 768	Titanium-Nitride..... 505	Alignment Bars..... 708
Merchandising..... 632	Wire Gauge..... 502	Antenna/Mirror Tools..... 717
Bar-Type Pullers..... 398–400, 408, 410–411, 413	Bit Socket, Holders..... 350	Bumper Cover Paint Stands..... 717
Battery	Bit Sockets	Clip Tools..... 714
Adaptors..... 529	1/2" Drive..... 178–179	Curing Lamps..... 718
Booster Cables..... 628	Ball Hex..... 117–118, 155–157, 194	Dent Pullers..... 462, 581–583, 708
Cable Clamp Pullers..... 629	Clutch..... 119, 158	Dollies..... 711
Carriers..... 629	Double Hex..... 152, 156	Door Tools..... 713–715
Charger Covers..... 623, 626	Flat Tip..... 118–119, 131–132, 158, 196	Files..... 711
Chargers..... 469–470, 623–624	Hex, 1/4" Drive..... 117–118, 130–132	Guards..... 78
Clamp Pullers..... 629	Hex, 3/8" Drive... 155–157, 166, 177, 179	Hammers..... 708–709
D-TAC™..... 625	Hex, 1/2" Drive..... 194, 205, 209–210	Headlamp Aiming..... 718
Fillers..... 629	Hex, 3/4" Drive..... 214	Heat Guns..... 718
Hydrometers..... 629	Hex, 1" Drive..... 222	Jacks, Push-Pull..... 708
Lithium..... 469–470	Holders..... 110–111, 317–318, 322–325, 327	Lock Picks/Lockout Tools..... 715
Maintainers..... 624	Metric Hex..... 117, 130, 132–133, 155, 166, 177, 179, 194, 209–210, 214	Mastic Removal Tools..... 717
MicroVAT™..... 624	MORTORQ®..... 118	Panel Alignment Bars..... 708
Ni-Cad..... 470	Phillips®..... 119, 131–132, 158, 196	Picks/Rods..... 714
Pliers..... 629	Polydrive® Head Bolt..... 196	Polishers..... 471
Power Inverters..... 624	Pozidriv®..... 158, 178	Pullers..... 708
Remote Start Switches..... 628	Screwdriver. 118–119, 131–132, 158, 196	Pull Rods..... 714
Service Tools/Kits..... 628–629	Special Purpose/Application..... 118, 154, 158, 196	Repair..... 581–583, 708
System Testers..... 624–626	Stubby, 1/4" Drive..... 115, 117–118, 129–131	Riveting and Nut Setting..... 711–712
Terminal Cleaners..... 629	Stubby, 3/8" Drive..... 155–156	Sanding Blocks..... 716
Terminal Wrenches..... 629	Stubby, 1/2" Drive..... 195	Shears/Snips..... 710
Testers..... 624–626	Tamper Resistant..... 209–210	Software, Scan Tool..... 780
Tools..... 623–629	TORX®..... 113, 115–116, 121, 128–129	Spoons..... 711
Bead Breakers, Tire..... 603	TORX®,..... 129	Spot Weld Cutters..... 718
Bearing	TORX®..... 166, 177, 193, 204, 209–210	Suction Cups..... 714
Bushing/Race/Seal Drivers ... 679–681	TORX® Tamper Resistant..... 116, 129, 132, 154, 177	Tools..... 581–583, 708–709
Camshaft Bearing Inserters/ Removers..... 676	TORX®, TORX Plus®..... 132, 153–154, 179, 214	Upholstery and Trim Tools..... 713–714
Lower Pinion Bearing Pullers..... 671	Triple Square..... 131, 157, 178, 195	Window Tools..... 716
Packers..... 665	Universal..... 115, 117	Bolt
Bearing Pullers..... 401, 413–415	Blades	Covers, Caster..... 82
Belt, Tensioning Gauges..... 645	Air Saw..... 513	Cutters..... 348
Belt Replacement/Timing..... 668–669	Demolition..... 513	Socket..... 670, 676
Belt Sanders..... 494	General Purpose..... 513	Thread Gauges..... 382, 387–388, 693
Belt Tensioning Tools..... 421, 672–673	Hacksaws..... 362	Bolt Grip Pullers..... 401
Benches, Work..... 727	Handsaws..... 362	Bonnet Cleaning Tools..... 507
Bendable Lights..... 655	Holders..... 362	Booster, Cables, Clamps..... 628
Bending Tools..... 375	Interchangeable Screwdriver..... 313	Booster Packs..... 547
Bent Nose Pliers..... 338, 347–348	Metal Cutting..... 362	Boot Banding Tools..... 613
Bits	Reciprocating Saw..... 513	Boots, Air Tool..... 476, 498
Aircraft Length..... 505	Reversible Screwdriver..... 313	Borescopes, Video..... 540–541
Air Hammer..... 510–522	Sharpening..... 367	Bottle/Can Holders, Magnetic..... 91
Angle..... 504	Wood Cutting..... 513	Bottle Jacks..... 619
Double-Ended..... 503	Blast Systems	Bottom Guards..... 78
Double Square..... 499	Accessories..... 724	Bottoming Tap Sets..... 388
Drill..... 498–505	Air-Powered..... 722	Box
Hex Shank..... 498, 504	Cabinet-Type Abrasive..... 723, 725	Breakout..... 533
Jobber Length..... 501, 503	Helmets, Hood..... 725	End Torque Wrenches..... 290
Left Hand..... 389, 504	Portable Pressure..... 722	Wrenches, Combination..... 232–236, 239–247
Mechanic's Length..... 500		Wrenches, Heavy Duty, Striking, Slugging..... 262
Quick Change..... 498		Wrenches, High Performance, Spline..... 236, 247, 249–251
Reduced Shank..... 505		

Wrenches, Offset.....	234–235, 238, 247–251, 263	Valve Guide.....	675	Carbide Burrs.....	509
Wrenches, Ratcheting ..	232–239, 290, 629, 642, 659, 669, 671, 673	Wire.....	507–508, 563, 629, 751	Carbon Monoxide Analyzers.....	539
Wrenches, Specialty.....	251–252, 563, 629, 642, 659, 669, 671, 673	Budd Wheel Tools	602	Carburetors	
Wrench Heads, Interchangeable, Torque	291	Buffing Pads	749	Adjusting Tools	562
Boxes		Bumper Cover Paint Stands	717	Double “D” Tools.....	562
All Weather Tool	58	Burrs, Grinding	509	Idle Adjusting Tools.....	562
Aviation/“Dog Box”.....	59	Bushing		Screwdrivers	562
Metal Storage.....	65	Cutters.....	353	Tools.....	562
Plastic Storage	63–64	Driver Sets	680–681	Car Starting Units	623–627
Small	63–65	Inserters/Remover Sets	679	Carts	
Box Wrenches, Nonconductive	351	Pullers	400–401	Tool Storage.....	53–56, 60–62
Brake		Tools.....	510, 607, 679–681	Welding	576, 582
Adjusting Tools	702–703	Butane		Caster-Camber Tools	607
Bleeder Kits	699–700	Fuel Cans	575	Casters	82
Bleeder Wrenches	700, 706	Soldering.....	575	C-Clamps	
Caliper Presses	703–704	Butcher Block Tops	69	High Visibility.....	579
Cylinder Honers.....	707			Locking.....	579–580
Dial Rest Indicator Sets.....	701			Medium Duty	725
Disc Brake Tools	703–704, 707			Pliers	579–580
Drum/Rotor Gauges	702			Valve Lifters	677
Emergency	702, 705			Welding	579–580
General Service Sets	700			Center Punches	354
Lathe Accessories	699			Chain	
Parking Brake Tools.....	702			Saw Files.....	370
Pedal Jacks.....	705			Wrenches.....	274
Pipe Plug Sockets.....	706			Charger, Cordless Tools	469–470
Power Steering Adaptor Kits	698			Chargers, Battery	623–624
Power Steering Pullers	706			Charging	
Resetting Gauges.....	705			Manifolds, A/C.....	637
Service Tools.....	698, 700–707			Service Center, A/C	631–632
Silencers.....	698			Starting, Tester, Battery.....	623–626
Slack Adjusters	432, 703			System Analyzers, Battery....	623–626
Sockets.....	704			Chasers	
Software, Scan Tool.....	780			Circuit	535
Spring Tools.....	677, 700–701			Thread	381
Throttle Depressors.....	705			Chests	
Truck.....	702, 705			Mobile	58–59
Vacuum Pressure Pump Kits	698			Road	57–58, 70
Brass Hammers	359			Top	18, 28–29, 43, 49–50
Breaker Bars				Chipping Hammers	578
1/4” Drive.....	104, 125			Chisels	
3/8” Drive	140			Accessories.....	354
1/2” Drive.....	185–186, 208			Cape	354
1” Drive	221			Demolition	333
Nonconductive.....	350			Diamond Point	354
British Standard Wrenches	246			Flat	354
Bronze Punches	356–357			Half Round Nose Cape.....	354
Bronze Tip Hammers	358			Long	354
Brushes				Midget	356
Air.....	721			Punch, Air Hammer, and.....	485, 510–512
Battery.....	629			Punch and Chisel Sets	355
Diesel	418			Punch Holder, and.....	355
Distributor Cleaning	563			Sets	353, 355, 357
Electrical.....	563			Slitting.....	510
Fingernail.....	751			Soft Grip	353
Injectors.....	418			Chocks, Wheel	603
Paint Gun Cleaning.....	721–722			Chucks	
Parts Cleaning.....	734			Air.....	434, 593–594
Specialty.....	751			Air Drills.....	499
Taillight Socket.....	535			Air Hammers	485
				Keyless	499
				Quick Change.....	459–460, 485

C

Cabinets

End.....	20, 30–32, 44, 51
Flammables	722
Overhead.....	20, 30
Prybar.....	56, 81, 334
Roll, Classic Series	40–42
Roll, EPIQ Series.....	10–17
Roll, Heritage Series	46–48
Roll, Masters Series.....	22–27
Wall	64
Welding	576
Wheel Weights	586

Cables

Adaptor.....	768
Booster	628
Clamp Pliers, Puller	629
Cutters.....	338, 345, 439
Cutters, Hydraulic.....	439
Data.....	760–761, 763–765, 767–768
Jumper	628

Calibration and Setup Kits.....

Calibration Wheels, Arms.....	301
Calibrators, Torque	298–301

Calipers

Dial.....	688
Electronic Digital	688
Holdings, Magnetic Base.....	690
US/Metric Dial Type.....	688
Vernier	688

Camber Adjusting Tools

607

Camshaft

Bearing Removers/Inserters.....	676
Belt Tools	668–669, 672–673, 675
Holding Tools	668
Pulley Tools.....	668
Seal Installers/ Pullers/Removers.....	674–676
Wrenches, Belt.....	668–669, 672–673, 675

Camshaft Seal Kits

615

Can/Bottle Holders, Magnetic

91

Cannon Plug Pliers.....

345

Can Openers.....

436

Cape Chisels.....

354

Tire 434, 593–594

Circuit

- Chasers..... 535
- Testers..... 528–535
- Testing Adaptors 528, 535
- Test Lights..... 531–532

Clamps, Welding..... 579–580

Classic Series

- Accessories, “Add-ons” 43–44
- At A Glance..... 8
- Bottom Guards..... 78
- End Cabinets..... 44, 92
- Lockers and End Caps..... 42, 92
- Reference Chart..... 40
- Roll Cabs..... 40–42
- Top Chests 43
- WorkStation Risers..... 44

Claw Hammers..... 359

Claws, Flexible 695

Cleaners 629

- Auto..... 749
- Battery Terminals 629
- Degreasers..... 734
- Diesel 418, 658
- Dirt, Parts Washers..... 734
- Engine 658
- File..... 370
- Fin 642
- Fuel..... 552–553, 658
- Hand..... 749–751
- Paint Gun 721–722
- Parts 734–735
- Parts Washers Supplies 734–735
- Piston Groove..... 678
- Pressure 735–736
- Tool Storage..... 95

Cleaning, Bonnet 507

Click-Type Torque Wrenches 281–282

Clips, Alligator 525–527, 529, 770

Clip Tools, Body 714

Close Quarter Bars..... 334

Clutch

- Bit Sockets..... 119, 158
- Drivers 119, 158
- Hex Shank Bits 326
- Removers, A/C 640
- Service Tool Sets, A/C..... 640
- Tools..... 640
- Wrenches..... 419–420

Clutch Tools 618

Coil-on-Plug Probes 546

Coil Spring Compressors..... 609

Collision Repair..... 581–583

Combination

- Pliers 336, 340, 347
- Storage Units 10–55
- Wrenches..... 232–235, 239–247
- Wrenches, Flex Head 235, 246
- Wrenches, Open End, Ratcheting

 - Box..... 232–235

- Wrenches, T and L-Shape..... 265–267

Combination Hammers 359

Combination, Slip-Joint Pliers..... 336, 340

Combustible Gas Detectors 539

Compact Meters..... 521–523

Compact Slimline Hammers 357

Comparators, Torque 302

Composite Tools,

- Nonconductive..... 349–351

Compound Leverage

- Cutters 337
- Pliers 340

Compression

- Adaptors 418, 550, 667
- Gauges, Diesel..... 551
- Gauge Sets 550
- Gauges, Motorcycle..... 434, 550
- Glow Plug Adaptors 422, 551

Compressor Oil, A/C 636

Compressor Oil, A/C Change Kits 632

Compressors, Air 721, 729–730

Computer

- Memory Savers 547
- Torque Testers..... 295–296

Connector Pliers 344, 437

Connectors

- A/C 641
- Extension..... 107, 142
- Swivel..... 515

Continuity Testers 534

Controltech™..... 278

Convertible/Fixed Tip Pliers..... 342

Cooling System Tools 644–650

Corbin Hose Clamp Pliers..... 649

Cordless

- Adhesive Guns 455, 462
- Batteries, Snap-on® 469–470
- Chargers, Snap-on®..... 469–470
- Cut-Off Tools 456, 462
- Dent Removal Systems 462
- Drills, 14.4V..... 455, 466
- Drills, 18V..... 455, 459–460
- Drivers 459
- Flashlights 467–468
- Flood Lights 468
- Grease Guns 456, 461
- Grinders..... 456, 462
- Impact Reference Chart 455
- Impact Wrenches, 14.4V 455, 463
- Impact Wrenches, 18V ... 455, 457–459
- International Products..... 472
- Kits, 14.4V..... 463–466
- Lighting 467–468, 655
- Memory Savers/Power Inverters... 469
- Polishing/Prep Tools 456, 466
- Power Bit Sets..... 471
- Power Inverters/Memory Savers... 469
- Ratchets..... 456, 465
- Reciprocating Saws..... 455, 461, 464
- Reference Chart..... 455–456
- Saws..... 461, 464
- Screwdriver Accessories..... 471
- Screwdrivers 464
- Soldering..... 573, 575
- Tool Kits 463
- USB Power Units 469

Cotter Pin Pullers 603, 650

Couplers

- Air Line 515
- Quick Change..... 323–325, 515
- Removal Tools 648

Covers

- A/C Service Center 632
- Battery Charger 623, 626
- Fender 682
- Motorcycle Gas Tank..... 434, 682
- Seat, Automotive..... 682
- Smoke Machine 536
- Tool Storage Unit, Combinations 70–71
- Tool Storage Unit,

 - Road Chests..... 57–58, 70

- Tool Storage Unit, Roll Carts..... 70
- Tool Storage Unit, TUV 34–38

Crankshaft Pulley Tool..... 398, 417

Creepers

- Accessories..... 685
- Adjustable 684
- Drawer 684
- Hangers 81, 685
- Heavy Duty..... 683–684
- Seat 685
- Specialty..... 683, 685
- Standard..... 683
- Under the Dash 685

Crimping Tools..... 344–346, 639

Cross Peen Hammers 360, 709

Crowfoot Wrench

- 1/4" Drive..... 256–257
- 3/8" Drive 257–260
- 1/2" Drive..... 260–261
- Holders..... 260
- Ratcheting 260

Crud Removal Tools..... 496

Crud Thug® 496

Cummins®, Diesel Tools for

- Bit Sockets, TORX® 116, 154
- Feeler Gauges 691–693
- Oil Filter Sockets 659
- Oil Filter Wrenches 661
- Service Tools..... 215–218

Cummins® Tools 416–419, 426

Curing Lights 718

Cut Off

- Tools, Air 475, 488–489
- Tools, Cordless..... 456, 462
- Wheels..... 508

Cutters

- Air..... 488–489
- Bolt..... 348
- Bushing 353
- Cable 338, 345, 439
- Cable, Hydraulic..... 439
- Carbide..... 610
- Chain Pipe 373, 607
- Cushion Throat..... 337
- Diagonal 336–337, 347–348
- Electronic Service..... 344–346
- End 347
- Flush Cut Oval 337

Heavy Duty Bolt..... 348
 High Leverage 337, 340
 Hose 648
 Miniature 347
 Multi-Purpose 367
 Plastic..... 338
 Pliers 336, 340
 Ratcheting 374
 Sets 336
 Shears 710
 Sheet Metal 710
 Side..... 336–337, 347–348
 Special Purpose/Application 349
 Spot Weld 718
 Tail Pipe 373, 607
 Tube 374
 Vinyl 710
 Vinyl Grip 347
 Wheels..... 508
 Wire..... 337, 344–346
Cutting Oil 506, 516
Cylinder
 Bore Gauges 678
 Compression Gauges 550–551
 Head Tools 670, 676
 Hones 707
 Leakage Detection..... 554
 Ridge Reamers 678
 Service Tools..... 678

D

Dana®, Axle Nut Sockets for 599–600
Data Bus Fault Finders..... 533
Dead Blow Hammers... 357–358, 360, 681
Deburring Tools 506
Decals, Tool Storage..... 94
Decimal/Metric Conversion Chart..... 693
Deep Wall Impact Sockets
 1/2" Axle Nut..... 203
Dent Pullers, Body 462, 708
Dent Pullers and Accessories..... 581–583
Detailing, Buffing, Cleaning..... 456, 466, 471, 494–495, 506, 749
Detectors
 Leak..... 670
 Leak, A/C 633–635
 Smoke 536–538
Detroit Diesel®
 Hand Tools for .. 167, 195, 216, 218, 672
 Impact Sockets for..... 167, 216, 218
 Service Tools for 417–418, 429
Diagnostic Equipment
 Battery System Testers 624–626
 Data Bus Fault Finders 533
 ETHOS®+ Accessories..... 766
 ETHOS® Edge Accessories 757, 766
 ETHOS® Edge Scan Tool..... 762
 ETHOS® PRO Accessories 766
 Gas Analyzers 772
 MODIS™ Accessories 760
 MODIS™ Edge Accessories..... 760, 767–771

MODIS™ Edge Scan Tool 760
 MODIS™ Edge Storage 773
 MODIS™ Scan Tool..... 760, 762
 MODIS™ Ultra Accessories..... 768–771
 Noise/Vibration 543
 Personality Keys 783
 Pocket iQ™ 782
 Pro-Link® Ultra Diagnostics.... 777–781
 Reference Chart..... 762
 Software 774
 SOLUS™ Edge, Accessories..... 765
 SOLUS™ Edge Scan Tool 762
 SOLUS™ Edge Storage 773
 SOLUS™ Ultra®, Accessories 765
 SOLUS™ Ultra®, Storage..... 765
 Storage..... 773
 Thermal Imagers 783
 Training, Service Banners 632
 VANTAGE® PRO Accessories... 770–771
 VANTAGE® Ultra Accessories..... 758, 768–771
VERDICT® Accessories ... 761, 768–771
VERDICT® Scan Tool..... 761
VERUS® Edge Accessories 763, 768–771
VERUS® Edge Storage..... 773
VERUS® PRO Accessories.... 763–764, 768–771
VERUS® PRO Storage..... 773
 Vibration/Noise 543
 Zeus™ with Intelligent
 Diagnostics..... 762
Diagonal Cutters 336–337, 347–348
Dial Gauges, Diesel 417
Dial Test Indicators..... 688–690, 701
Diamond Point Chisels 354
Diamond Tip
 Bits..... 322, 327
 Screwdrivers 308
Die
 Grinders, Air..... 475, 486–488
 Sets 380, 385
 Setter Bars 334
Dies and Taps
 Bottoming Tap Sets 388
 Rethreading 380
 Self-Aligning 386–387
 Threading 383–388
Diesel
 Air Compressor Wrenches..... 418
 Audi® 425
 Automotive 424–425
 BMW® 424
 Caterpillar® 216, 218, 421, 430–431
 Cleaning Systems and
 Accessories..... 552–553
 Cleaning Tools..... 418, 422
 Compression Adaptors 418, 551–552
 Compression Gauges 551–552
 Cummins® Tools for..... 416–419
 Detroit®, for..... 167, 195, 216, 218, 417–418, 429
 Duramax®, for 425
 Engine Turning Tools 419

Exhaust Fluid Tools..... 422
 Fan Wrenches..... 419
 Feeler Gauges 420, 691
 Flywheel Locks 425
 Ford® Navistar® 421–424
 Fuel Filter Wrenches 419
 Fuel Line Tools..... 418, 420
 Fuel Pump Wrenches 418
 Fuel Rail Plugs..... 419
 Fuel Service..... 426–427, 658
 Glow Plug Tools..... 422
 Governor Gap Wrenches 420
 Injector Pump Wrenches..... 419
 Injector Tools.... 116, 156, 416, 418–425
 International®, for 201, 218, 421–424, 426, 606
 Mack®, for..... 426
 Mercedes®, for 424, 426
 Navistar® Tools..... 421–424
 Oil Pressure Gauge Sets 554
 Pinion Nut Sockets 613
 Pulley Puller 423
 Pulse Adaptors..... 422, 546
 Pump Adjusting Tools..... 154, 418
 Quick Couplers..... 423
 Service Tools 416–427
 Sockets..... 421–423, 425
 Starter Bolt Wrenches..... 419
 Tachometers 546
 Timing Gauges 417
 Timing Meters 422
 Tools..... 416–427
 Torque Adaptors..... 432
 Turbo Tools for Ford® 423
 Turbo Vane Sockets 425
 Valve Adjusting 418
 Volkswagen®, for..... 424
 Volvo®, for..... 152, 154, 424
 Wrenches..... 418–423
Differential Service Tools 613
Differential Side Bearing Pullers 398
Digital
 Battery Chargers 623
 Battery System Testers 624–626
 Borescopes..... 540–541
 Calipers 688
 Circuit Testers 530–532
 Drum Gauges 702
 Gas Analyzers 539, 772
 Leak Detectors 633
 Manifold Gauges..... 637
 Meters 521–523
 Micrometers..... 686
 Multimeters 521–523, 624, 626
 Multimeters, Accessories 523–524
 Multimeters,
 Test Leads..... 525–529, 533
 Rotor Gauges 702
 Smoke Machines 536–538
 Tachometers 422, 546–547
 Test Lights..... 531
 Thermometers..... 641
 Timing Lights 547
 Tire Pressure Gauges..... 592

Videoscopes	540-542	Bit Set, Extractors.....	389-395	Dye and Oil Injectors	640, 642
Dirt, Stain Extractors	734	Bit Sets	498-503	Dzus®, Screwdrivers for.....	313
Disc Brake		Bit Set, Tap and Die	380-388		
Gauges	702	Bits, Left Hand.....	389, 393, 504		
Lathe, Accessories	699	Bits, Reduced Shank	505		
Micrometers.....	686-687	Bits, Step	505		
Runout Gauges.....	701-702	Bits, Wire Gauge.....	502		
Tools.....	703-704, 707	Boot.....	498		
Disconnect Tools		Chucks.....	489		
A/C	642	Cordless, 14.4V	455, 466		
Cooling Systems.....	645	Cordless, 18V	455, 459-460		
Driveline	615	Cordless, Kits, 14.4V.....	466		
Electrical.....	548	Guides	392		
Fuel Systems	556-559	Hammer.....	485		
Radiator.....	645	Indexes.....	499-503		
Discs, Grinding	508	Micro, Air	483		
Dispensers		Micro Utility Drill Sets	506		
Glove	748	Pilot.....	506		
Grease	512	Reversible	483-484		
Distributor Tools	563	Spotweld	483		
Docker Lockers	33	Drive Line Tools.....	613		
Dollies		Drivers			
Body	711	Adjusting Head	562		
Hydraulic Wheel.....	620	Bushing	680-681		
Door Tools	713-715	Bushing/Oil Seal.....	616		
Double "D" Tools, Carburetor	562	Clutch	119, 158		
Double End		Cordless, 18V	455, 459		
Drill Bits	503	Distributor	563		
Picks.....	331	Double Hex	152, 156, 194		
Wrenches.....	255-256	Flexible, 1/4" Drive	105		
Double Hex		Flexible, Carburetor	562		
Bit Sockets.....	152, 156, 194	Handled, 1/4" Drive	104-105, 126		
Drivers	156, 194	Handled, 3/8" Drive	141, 173		
Double Square		Hex Bits	130-132		
Sockets, 3/8" Drive	151	Hex, Front Wheel Drive Service.....	614		
Sockets, 1/2" Drive.....	192, 204	Impact	158-159, 194, 196		
Sockets, 1" Drive	225	Limiting	287		
Dowel Pin Pullers	396	Magnetic Power Nut Drivers.....	498		
Drag Link Sockets		Nut	105, 313, 320, 325, 351		
Sockets, 3/8" Drive	151	Nuts, Trim	714		
Sockets, 1/2" Drive.....	192	Ratcheting	105		
Sockets, 3/4" Drive	214	Seal	675		
Drain		Set, Bushing and Seal	679		
Plugs	669	Sets, Impact.....	158-159, 194, 196		
Plug Sockets	616, 645	Sockets.....	118-119, 153-154, 194, 196		
Tables, Transmission.....	666	Square Drive	104-105, 126, 141, 173		
Valve, Regulators	728-729	Torque	287		
Waste Oil	666	Triple Square			
Drawers		Bit Sockets.....	131, 157, 178, 195		
EPIQ Series Sections	19	Drive Shaft			
Fronts	75-76	Magnetic Angle Locators	618, 690		
Guards.....	72-76	Universal Joint Tools	618		
Heritage Series Sections.....	50	Drum Plug Sockets.....	203, 667		
Organizers	79, 84, 90-92	Drum/Rotor Gauges.....	702		
Drift Pin Punches	356-357, 512	D-TAC™ Battery System,			
Drills		Diagnostic Tester	625		
Accessories.....	498-506	Dual			
Air.....	474, 483-484	Action Sanders.....	493		
Angle	484	Dual 80® Ratchets.....	101-102,		
Angle Drill Kits.....	504	136-140, 183-184,			
Bits, 90° Angle.....	504	Dual Face Hammers	358, 360		
Bits, Aircraft Length.....	505	Duck Bill Pliers.....	339, 347		
Bits, Double Ended.....	503	Dust and Grease Cap Tools	603, 607		

E

Slings	621	Adaptors, 1/2" Drive	107, 142, 188, 197, 203	Fault Finders, Data Bus.....	533
Sockets.....	421-425	Connectors, 1/4" Drive.....	107	Feeler Gauges	
Software, Scan Tool.....	780	Connectors, 3/8" Drive	142	Bent and Step Blades	420, 691
Specialty Tools	675	Flexible, 1/4" Drive	106, 126	Blades and Holders	690-692
Starters.....	623-627	Flexible, 3/8" Drive.....	174	Diesel	420, 691
Thermal Vacuum Switch Sockets ...	673	Impact, 1/4" Drive	119	Easy Grip.....	692
Timing	417, 422, 547, 668-669	Impact, 3/8" Drive.....	159-160	General Use	691
Turning Tools.....	419	Impact, 1/2" Drive	197	Ignition	690
Valve Service Tools.....	675-677	Knurled, 1/4" Drive	106, 119, 126	Pocket Feeler Blade	692
Engineer Style Hammers	360	Knurled, 3/8" Drive ..	141-142, 159, 173	Sets	692
Engravers	471	Knurled, 1/2" Drive ..	187-188, 197, 208	Specialty.....	692
Engraving Pen Tips.....	471	Locking, 1/4" Drive	106, 119, 126	Fender Covers	682
EPIQ Series		Locking, 3/8" Drive	141-142, 159, 166, 174	Files	
Accessories, "Add-ons"	18-20	Locking, 1/2" Drive ..	187-188, 197, 208	Body	711
At A Glance.....	8	Nonconductive.....	350	Brushes	370
Drawer Sections.....	19	Power, 3/8" Drive.....	166	Chain Saw.....	370
End Cabinets.....	19	Power, 1/2" Drive.....	203	Comfort Grip	368
Lockers	20	Quick Release	187	Flexible Curved Tooth	711
Overhead Cabinets.....	20	Repair Kits	141, 187	Half Round	368
PowerBank™ Unit	12-14	Sets, 1/4" Drive	106, 119, 126	Handles	370, 711
Reference Chart.....	10-11	Sets, 3/8" Drive.....	141-142, 175	Instinct®.....	368
Roll Cabs.....	10-17	Sets, 1/2" Drive	187-188, 197, 208	Mill	368
Roll Carts	53	Sockets, Flexible	152	Miniature	369
Top Chests	18	Sockets, Swivel	152	Multi-Cut Flat.....	370
WorkCenters	19	Swivel.....	152, 160	Nib.....	711
ETHOS®+ Accessories	766	Wobble, Wobble Plus, 1/4" Dr.	106	Round	368
ETHOS® Edge Accessories	766	Wobble, Wobble Plus, 3/8" Dr.	142	Spark Plug	377
ETHOS® Edge Scan Tool.....	757, 762	Wobble, Wobble Plus, 1/2" Dr.	187	Swiss Needle	369
ETHOS® PRO Accessories	766	Extractors		Thread Restorer.....	380-382
ETHOS® Series Software.....	774	Dowel Pin Puller Sets.....	396	Three Square.....	368, 370
EVAP Testers	536-537	Fastener, Power.....	393	Fillers	
Exhaust		Pipe Nipple Removers	396	Battery.....	629
Fluid Tools, Diesel	422	Pipe Plug	389	Oil.....	663-664, 667
Hanger Removal.....	374	Porcelain.....	376	Filters	
Pipe Cutters	374, 607	Repair Kits, Porcelain	376	A/C.....	632
Probes	539	Serrated Collets.....	396	Air, Paint Spray.....	720, 728-729
Tailpipe Stretchers	374	Sets	389-393	Air Processing	728-729
Tools, Air Hammer Bits	510-511	Spark Plug	376	Crusher.....	659
Tools, Cutters, Expanders,		Stud.....	392-395	Dryers.....	632
Specialty.....	374, 607	Tap and Dies	380-388	Fluid Maintenance.....	658
Expanders	374	Tools	390-392	Parts Washer.....	732
Extended Reach Hose Grip Pliers.....	348	Extra-Long Screwdrivers		Pneumatic Tool.....	303
Extension		Flat	305, 307-308	Respirator	743
Adaptors, 3/4" Drive.....	213, 215	Phillips®.....	305, 308	Socket	659-660
Adaptors, 1" Drive.....	221-222	Set.....	305	Socket, Diesel.....	422, 424
Adaptors, 1-1/2-2-1/2" Drive.....	226	Eye Protection		Wrench	659-662
Adaptors, Spline to Square.....	226	Face Protectors.....	739	Wrenches.....	419-420, 422
3/4" Drive	212, 215	Goggles/Glasses.....	740-743	Wrenches, Fuel.....	557
1" Drive	221-222	Goggles/Glasses, A/C.....	635, 642	Fingers, Mechanical.....	695
1-1/2" Drive	226	Shield Replacements.....	739	Fingertip Ratchets.....	102, 104, 125, 140, 185
Impact, 3/4" Drive.....	215	Welding, Helmets.....	577-578	Fin Straighteners/Cleaners	642
Impact, 1" Drive	222	Welding, Lenses.....	578	Firing Indicators, Spark Plug.....	377
Impact, 1-1/2" Drive	226	Face Protectors	739	Fixed Tip/Convertible Pliers.....	342
Probes	531	Fans		Flammables Storage Cabinet.....	722
Extensions		Clutch Wrenches/		Flank Drive®, Flank Drive® Plus	
1/4" Drive.....	106-107, 119, 126	Pulley Holders.....	648-649	Nut Drivers	351
3/8" Drive	141-142, 152, 159-160, 166, 173-175	Shop.....	737	Sockets, 1/4" Drive.....	108-112, 120
3/8" Drive, Nonconductive	350	Wrenches, Diesel	419-420	Sockets, 3/8" Drive	144-148, 151, 160-164
1/2" Drive.....	187-188, 197, 203, 208			Sockets, 1/2" Drive.....	189-192, 198-202
1/2" Drive, Nonconductive	350			Sockets, 3/4" Drive	213, 215-218
Adaptors, 1/4" Drive	107, 121, 126				
Adaptors, 3/8" Drive	107, 142-143, 159, 166				

F

Test, Micrometer	687	Burr	509	Soft Blow	359
Thread	382, 387-388, 693	Cordless.....	456, 462	Soft Face.....	358-359
Throttle Depressor	705	Die.....	475, 486-488	Tire/Wheel....	359, 603-604, 606-607
Timing	417, 689	Die Kits	487	Welding	578
Tire Pressure	591-593	Discs.....	508	Hand Cleaner	749-751
Torque Angle.....	286	Finishing Tools	496	Hand Files	368-370, 711
Transmission	554, 615	Pencil Die.....	486	Handle Mounting Kits and Holders	80
Tread Depth	594	Wheel	508	Handles	
Geared Head Multipliers	294	Groove Cleaners, Piston Ring	678	1/4" Drive.....	104-105
Gear Oil Pumps	666	Guns		3/8" Drive	141, 174
General Service Sets		Adhesive.....	455, 462	1/2" Drive	186
1/8" Drive.....	122	Air Solvent	735	3/4" Drive	212
1/4" Drive.....	122-124, 134	Blast Systems	722-725	1" Drive	221
3/8" Drive	134, 168-172, 180-181	Blow, Non-Vented.....	514	Air Drill.....	499
1/2" Drive.....	206-207, 210	Blow, Vented.....	515	File.....	370, 711
3/4" Drive	219	Flush.....	644	Screwdriver.....	316
Glasses/Goggles		Grease	456, 461, 664	Torqometer®	285
A/C.....	635, 642	Heat.....	718	Handsaws	362
Leak Detection	635, 642	Injection	634	Hand Tools, Organization ..	80, 84-89, 96
Safety	740-743	Oil Spray.....	665	Hang-on, Prybar Racks	56, 81, 334
Gloves		Paint	719-720	Hardwood Tops	69
Anti-Vibration.....	745	Sandblasting	722-725	Harmonic Balancer Tools	674
Blast, Abrasive	725	Soldering.....	574	Harmonic Damper Pullers	402
Carbon Knuckle.....	744	Spool.....	567-568	Head Bolt Tools	156-157, 194-195, 215-216, 218, 428-430
Cold Weather	744-746	Spray.....	719-720	Headlamps	
Cut Resistant.....	745	Stud.....	581	Adjusters	718
Dispensers.....	748	Suction	665	Aiming	718
Hi-Vis	745			Spring Tools.....	718
Impact	745			Wrenches.....	718
Latex.....	748			Hearing Protection	739
Leather	570, 744-745, 747			Heated Leak Detectors	633
Mechanic's	746			Heat Guns	718
Nitrile.....	747-748			Heavy Duty	
SuperCuff®	744-745			Bolt Cutters	348
Washable.....	744-746			Bushing Driver Sets.....	680
Welding.....	570			Creepers	683-684
Work	744-748			Cut Off Tools.....	488
Wrecker	745			Cutters, Bolt	348
Glow Plug Compression Adaptors	551			Cutters, Diagonal	337
Glow Plug Tools	422			Die Grinders.....	486
Goggles/Glasses				Gloves	744, 748
A/C.....	635, 642			Hammers	360
Leak Detection	635, 642			Hammers, Air	474, 485
Safety	740-743			Oil Filter Wrenches	662
Governor Gap Tools	420			Pliers	340
Grease				Polishers.....	495
Bearing Packers	665			Power Tool Tote Bags.....	516
Control Valves	665-666			Prybars	334
Dispensing.....	512, 664-666			Pullers	404, 407, 412
Drains.....	666			Punches.....	353
Funnels/Spouts	663-664, 667			Replacement Locks, Tool Storage....	95
Guns and Accessories	456, 461, 664-665			Shears	710
Impact Wrenches and Ratchet				Soldering.....	574
Accessories.....	512			Torque Wrenches	281
Pumps	666			Tote Bags	516
Service Tools.....	663-667			Truck Service Tools.....	428-432
Grease and Dust Cap Tools	603, 607			Truck Tie Rod Sockets	609
Grinders				Vehicle Diagnostics	777-782
Abrasive Wheels.....	507-508			Wrenches.....	262-264, 598, 608
Accessories.....	508			Wrenches, Impact	476-480
Air.....	474-475, 486-488, 490			Helmets, Welding	577-578
Angle	474				

H

Hacksaws	362
Half Moon Box Wrenches	251
Half Round Nose Cape Chisels	354
Hammers	
Air.....	474, 485
Air Accessories.....	510-512
Ball Peen.....	358, 360
Bead Breaking	603
Body	708-709
Brass	359
Bronze Tip.....	358
Chipping.....	578
Claw.....	359
Combination	359
Compact Slimline	357
Cross Peen.....	360, 709
Dead Blow.....	357-358, 360, 681
Dual Face	358, 360
Engineer	360
Hand Drilling.....	358
Heavy Duty.....	360
Heavy Duty, Air.....	474, 485
Interchangeable.....	359
Non-Marring	359, 606
Piston	358, 681
Plastic Tip	358
Rubber Mallet	359, 604, 607
Sets	357
Sledge	358, 360
Sledge, Hammer Striking	
Wrench	262-263
Slide	403, 406-407, 581, 612
Slimline	357

Heritage Series		Swivel, Universal Joint	160
Accessories, "Add-ons"	49-51	Impact, 1/2" Drive	
At A Glance.....	8	Adaptors.....	197
Drawer Sections.....	50	Extensions.....	197
End Cabinets.....	51	Sockets.....	198-203
Lockers.....	51	Sockets, Twist.....	202
Roll Cabs.....	46-48	Swivels, Universal Joint	197
Top Chests.....	49-50	Impact, 3/4" Drive	
Hex		Adaptors.....	215
Adaptors, Hex-to-Square, Power ...	107, 115, 121, 143, 166, 323, 325	Extensions.....	215
Bit Sockets, 1/4" Drive.....	117-118, 130-132	Locking Rings and Pins.....	215, 230
Bit Sockets, 3/8" Drive	155-157, 166, 177, 179	Sockets.....	215-218
Bit Sockets, 1/2" Drive.....	194, 205, 209-210	Swivel, Universal Joint	215
Bit Sockets, 3/4" Drive	214	Impact, 1" Drive	
Bit Sockets, 1" Drive.....	222	Adaptors.....	222
Double, 3/4" Drive	218	Extensions.....	222
Drivers.....	563, 614	Locking Rings and Pins..	222, 226, 230
Holders.....	110-111, 317-318, 322-325, 327	Sockets.....	223-225
Key Sets.....	265-271	Swivel, Universal Joint	222
Low Profile Sockets	616	Impact, 1-1/2" Drive	
Screwdrivers.....	310	Adaptors.....	226
Shanks, Power.....	121, 203	Extensions.....	226
Wrenches.....	265-271	Locking Rings and Pins... 226, 228, 230	
High Leverage Pliers/Cutters.....	337, 340	Sliding T-Handle.....	225
High Performance		Sockets.....	226-228
Sockets.....	113	Swivel, Universal Joint	226
Wrenches.....	236, 249-250	Impact, 2-1/2" Drive	
Hi-Lok®		Locking Rings and Pins.....	228, 230
Fastener Ratchets, 1/4" Drive.....	103	Sockets.....	229-230
Fastener Ratchets, 3/8" Drive	140	Industrial Finish Hand Tools	
Ratchets.....	437	Adaptors, 1/4" Drive .	107, 121, 142, 325
Holders		Adaptors, 3/8" Drive	107, 142-143, 159, 166
Bit.....	110-111	Adaptors, 1/2" Drive	107, 142, 188, 197, 203
Bit Sockets.....	350	Adaptors, 3/4" Drive.....	213, 215
Injection Gauges	420	Adaptors, 1" Drive.....	221-222
Punch/Chisel	355	Adaptors, 1-1/2" Drive.....	226
Tool.....	84-89	Adaptors, High Performance, Spline	226
Window	716	Bit Sockets, 1/4" Drive.....	115, 120-122, 129-130
Hole Gauges.....	687	Bit Sockets, 3/8" Drive ...	153-154, 156, 158, 166, 177-178
Hole Saws.....	506	Bit Sockets, 1/2" Drive	193-196, 205, 209
Hones.....	707	Bit Sockets, 3/4" Drive	214-215
Hood Props.....	675	Bit Sockets, 1" Drive.....	222
Hooks.....	330-331	Breaker Bars, 1/2" Drive	185
Hook Type Spanner Wrenches	274	Extensions, 1/4" Drive	106
Hoses		Extensions, 3/8" Drive.....	141, 152, 159-160, 166,
A/C.....	638	Extensions, 1/2" Drive	188, 197, 203
Air.....	515, 719	Extensions, 3/4" Drive.....	212, 215
Clamp Pliers.....	649-650	Extensions, 1" Drive.....	222
Crimper Sets, A/C.....	639	Extensions, 1-1/2" Drive.....	226
Cutters/Removers	648	Hex Keys	270
Nozzles.....	735	Ratchets, 1/4" Drive.....	101, 103
Picks.....	650	Ratchets, 3/8" Drive	136, 139
Pinchers.....	557, 559	Ratchets, 1/2" Drive.....	183, 185
Pinching Pliers	557, 559	Ratchets, 3/4" Drive.....	212
Reels.....	734	Sockets, 1/4" Drive.....	108-109, 112, 115, 120-122, 128
Removal Tools, Screwdriver Style..	330		
Hub Cap Tools.....	604, 607		
Hub Clamp Expanders.....	606		
Hub Lock Tools.....	600		
HVLP Spray Guns	719		
Hydraulic			
Bottle Jacks.....	619		
Cable Cutters	439		
Gauge Mounting	409		
Hoists.....	621		
Jacks, Bottle.....	619		
Jacks, Service.....	619-620		
Jacks, Transmission.....	620-621		
King Pin Presses.....	611		
Nut Splitters.....	439		
Power Kits.....	404		
Pressure Gauges	404		
Pullers	409-411		
Pump and Ram Sets	409-410, 412		
Tailpipe Expanders.....	374		
Transmission Jacks.....	620-621		
Wet Sleeves Pullers	417		
Wheel Dollies.....	620		
Hydrometers.....	629		
Idle Lock Nut Wrenches.....	419		
Ignition			
Adaptors.....	771		
Feeler Gauges	690		
Spark Plug Gauges.....	692		
Tools and Testers.....	563, 692		
Wrenches, Open End.....	253		
Imagers, Digital	540-541		
Imagers, Thermal.....	783		
Immersion Cleaners.....	733		
Impact			
Drivers.....	194, 196		
Drivers, Sets.....	194, 196		
Gloves.....	745		
Locking Ring and Pin Reference, Chart	215, 222, 226, 228, 230		
Socket Retainers	602		
Sockets, Deep.....	606		
Wrench Accessories	512		
Wrench, Cordless, 14.4V	455, 463		
Wrenches, Cordless, 18V	455, 457-459		
Impact, #5 Spline Drive			
Adaptors.....	226		
Locking Rings and Pins.....	226		
Impact, 1/4" Drive			
Accessories.....	119		
Extensions.....	119		
Sockets.....	122-123		
Swivel Ball Universal Joints.....	119		
Impact, 3/8" Drive			
Accessories.....	159-160		
Adaptors.....	160		
Drivers.....	158-159		
Extensions.....	159-160		
Sockets.....	160-164		
Sockets, Twist.....	165		
Spline Drive Sockets.....	150		

Rings and Pins, 3/4" Drive..... 215, 230
 Rings and Pins,
 1" Drive 222, 226, 230
 Rings and Pins,
 1-1/2" Drive 226, 228, 230
 Rings and Pins, 2-1/2" Drive... 228, 230
 Speeders 186
Locking Rings and Pins, Impact Reference Chart 215, 222, 226, 230
 3/4" Drive 215, 230
 1" Drive 222, 226, 230
 1-1/2" Drive 226, 228, 230
 2-1/2" Drive 228, 230
 #5 Spline Drive 226, 230
Lock Picks/Lockout Tools 715
Locks
 Pick Sets 330–331
 Ring Pliers..... 617
 Sockets..... 598
 Tool Storage..... 95–96
Logo and Racing Decals 94
Long Flat Chisels 354
Long Nose Pliers 339, 347–348
Long Pin Punches 356–357
Long Reach Pliers..... 336, 339, 348
Low Profile
 Ratchets..... 103, 139, 147
 Screwdrivers 314
 Sockets, 1/4" Drive..... 103
 Sockets, 3/8" Drive 139, 147
 Sockets, External Drive..... 424, 433
Low Torque Slimline Wrenches 253
L-Shaped
 Hex Wrenches 265–267, 269–271
 Multi-Spline Wrenches 270
 TORX® Wrenches 266–267, 271
 Wrenches..... 265–267, 269–271
Lubricants, Anti-Seize 748
Lubricants, Synthetic 748
Lubrication Accessories 516
Lubrication Tools 659–667, 728
Lug Nut Tools 596–598, 601

M

Mack®, Service Tools for..... 426
MacPherson Strut Tools 609
Magnetic
 Accessories, Tool Storage 89–91
 Adaptors..... 107, 143
 Angle Locators 618, 690
 Base Calipers 688
 Base Holders..... 690
 Bases, Dial Test Indicators..... 690
 Bit Holders 349
 Bit Holders, Screwdriver 317–318
 Bit Holders, Socket..... 110–111
 Bit Holders, Ratchet..... 111
 Can/Bottle Holder 91
 Insert Bit Holder 110–111, 325
 Lights 656
 Mirrors..... 696
 Nut Driver..... 325

Nut Holders..... 91, 325
 Paint Gun Hooks..... 720
 Pick-up Tools..... 695–696
 Power Nut Drivers..... 498
 Ratchet and Bit Sets 318
 Screwdrivers 318, 349
 Screw Starters..... 319, 349
 Socket Clips, Rails, Holders and..... 87
 Sockets, 1/4" Drive..... 121–122
 Sockets, 3/8" Drive 167
 Sockets, 1/2" Drive..... 204
 Tool Storage Accessories 89–91
 Wrench Organizers..... 88
Magnifiers 655
Mallets, Rubber 359, 604, 607
Manifold
 Gauges 637
 Jack Sets 374
Marine Plug Screwdrivers..... 315
Marking Set, Welder's..... 578
Master Bit Kits 321
Masters Series
 Accessories, "Add-ons" 28–33
 At A Glance..... 8
 End Cabinets..... 30–32
 Lockers 33
 Overhead Cabinets..... 30
 Reference Chart..... 22–23
 Roll Cabs..... 22–27
 Tool Utility Vehicles, "TUV" 34–38
 Top Chests 28–29
 WorkCenters 29
Mastic Removal Tools..... 370–373, 717
Mats
 Anti-Fatigue 93
 Floor 93
 Kneeling 93
 Tool Storage Rubber 38, 68, 93
 TUV (Tool Utility Vehicle)..... 38
 Work Surface..... 68
Measuring
 Angle 618, 690
 Caliper 688
 Contact Points and Extensions..... 689
 Dial Test Indicator Gauges 688–690
 Feeler Gauges 416, 420, 690–693
 Levels 690
 Magnetic Bases..... 690
 Micrometers and Sets..... 686–687
 Precision Straight Edges..... 694
 Sets 694
 Small Hole Gauge Sets 687
 Spark Plug
 Gauges/Gappers 692–693
 Steel Rules 694
 Straight Edges..... 694
 Tape Rules 695
 Telescoping Gauge Sets 687
 Thread Gauges..... 385, 387–388
 Thread Identification 693
 Timing Gauges 689
Mechanic's Stethoscope 542
Memory Savers/Power Inverters 469

Mercedes®, Diesel Tools for..... 424, 426
Metal Boxes..... 65
Metal Cutting Shears
 Air..... 491
 Snips 710
Meters
 Digital 521–523
 Duty Cycle 521–522
 Hex Head Drivers 562
 Multimeters 521–523, 624, 626
 Specialty..... 523, 546
 Torque 281
 Volt-Amp..... 521–522
Metric Pin Punches 354
Metric Tools
 3/8" Drive 168–172, 180–181
 Alignment Tools 607–610
 Automotive Tool Sets..... 441–449
 Bit Sockets..... 194, 209–210
 Bolt Grip Puller Bolts and Washers. 401
 Bolt Thread Gauges 382, 693
 Brake Tools 700, 704, 706–707
 Bushing Driver Sets..... 680–681
 Calipers 688
 Carburetor Tools..... 562
 Caster Camber Tools..... 607
 Chasers, Thread 381
 Compression Gauges 552
 Conversion Charts 693
 Crowfoot Wrenches, 1/4" Drive 257
 Crowfoot Wrenches,
 3/8" Drive 257, 259–260
 Crowfoot Wrenches, 1/2" Drive 260
 Cylinder Head..... 670
 Decimal/Metric Conversion Chart . 693
 Diesel Injector Sockets 423, 425
 Distributor Tools..... 563
 Drain Plug Sockets . 428, 434, 616, 645
 Drill Bits 501
 Feeler Gauges 693
 Files, Thread Restorer 380–382
 Flaring Tools..... 375
 Folding Hex Wrenches 268
 Fuel Injector Sockets 423, 425
 Fuel, Pressure Sensors 422, 424
 Head Bolt Tools 156–157, 194–195,
 216, 218, 428–431, 670, 676
 Hex Sockets 155, 166, 177, 179
 Hex Wrenches 265–271
 Injector Sockets 425
 L-Shape Hex Wrenches 265–267,
 269–271
 Lug Nut Socket 596–597
 Micrometers..... 686
 Motorcycle Service Tools 434
 Pipe Plug Sockets..... 706
 Ratcheting Box Wrenches,
 Combination 232–235
 Ratcheting Box Wrenches,
 Crowfoot..... 260
 Ratcheting Box Wrenches,
 Double, Box 236–239
 Ratcheting Box Wrenches,
 High Performance 236

Ratcheting Box Wrenches, Spline..... 236	Mirrors	Needle Nose Pliers..... 336, 338–339, 347–348
Ratcheting Box Wrenches, T-Handle 237	Hinged..... 697	Nibblers..... 491
Rethreading Tools 380–381, 383	Inspection..... 696–698	Ni-Cad Batteries..... 470
Screwdrivers..... 287	LED Telescoping..... 698	Noise and Vibration Diagnostic Units.. 543
Set Building Program 440–450	Lighted..... 695	Nonconductive
Sockets..... 600, 616	Magnetic..... 696	Adaptors..... 350
Spark Plug Hole Rethreaders..... 380	Pocket..... 697	Breaker Bars..... 350
Spindle Rethreaders..... 382–383	Sockets..... 717	Drivers..... 351
Taps and Dies..... 380, 384–388	Telescoping..... 697–698	Extensions..... 350
Thread Chasers..... 381	Mobea Hose Clamp Pliers..... 649	Nut Drivers..... 351
Threading Tools..... 384–388	Mobile	Pliers..... 351
Thread Pitch Gauges..... 387, 693	Battery Chargers,	Ratchets..... 349, 351
Tire, Wheel Tools..... 585–604	Cordless Tools..... 469–470	Screwdrivers..... 349
TORQOMETER® Wrenches..... 283–286	Industrial Puller Sets..... 408	Screw Starters..... 349
Torque Adaptors..... 418	Tool Storage,	Sockets..... 350
Torque Wrenches .. 281–282, 284–286	Carts..... 53–56, 60–62, 582	Wrench, Ratcheting Box..... 351
Transmission Drain Plug Sockets..... 195, 434, 616	WorkStations..... 53	Non-Marring, Prybars..... 333
Tube Cutting, Flaring Tools..... 375	MODIS™ Edge Accessories .. 760, 767–771	Non-Marring Hammers..... 359
Valve Cover Bolt Sockets..... 670	MODIS™ Edge Scan Tool..... 760	Nozzles, Water..... 735
Valve Tools..... 675–676	MODIS™ Edge Storage..... 773	Nut
Micro Air Tools	MODIS™ Series Software..... 774	Axle Sockets..... 599–601
Die Grinders..... 487	MODIS™ Ultra Accessories..... 768–771	Drivers..... 320
Drills..... 483	Modular Connectors,	Drivers, Nonconductive..... 351
Finishing Tools/Kits..... 495	Crimping Tools..... 344–346	Holder, Magnetic..... 325, 459
Ratchets..... 481–482	Modulator Wrenches..... 563	Holders..... 91
Reference Chart..... 475	Motorcycle	Setting and Riveting..... 711–712
Saws..... 491	Adjusting Tools..... 433	Splitters..... 439
Tool Accessory Kits..... 495	Air Chucks..... 434	Starters..... 319
Micrometers	Compression Gauges..... 550	Wrenches..... 419, 439
Digital..... 686	Exhaust Probes..... 539	Nylon Tool Chest Covers
Mechanical..... 687	Gas Tank Covers..... 434, 682	Road Chests..... 57–58, 70
Outside..... 686	Jacks..... 434	Roll Carts..... 70
Test Gauges..... 687	Lifting/Jacks..... 621	Tool Storage Combinations..... 70–71
MICROScan® OBD-II Scan Tools..... 775	Oil Fillers..... 663	TUV (Tool Utility Vehicle)..... 34–38
Micro Utility Drill Sets..... 506	Service Tools..... 434	
MicroVAT™..... 624	Sockets..... 433	
Midget Chisels..... 356	Spark Plug Sockets..... 433	
Midget Punches..... 356–357	Tire Changers..... 589	
MIG Torches..... 567–568	Wheel Balancer..... 586	
MIG Wire Feed Welders and	Motor Oil, Air..... 516	
Accessories..... 565–569	Muffler Tools..... 373–374, 607	
Miniature	Multi-	
Air Ratchets..... 481–482	Cut Flat File..... 370	
Awls, Hooks and Picks..... 330	Cylinder Secondary Ignition	
Cutters..... 347	Adaptors..... 771	
Die Grinders, Air..... 486–487	Function Switch Tool..... 548	
Files..... 369	Position Prybar..... 333	
Flex Lights..... 635	Spline Wrenches..... 270	
Hacksaws..... 362	Multimeters..... 521–523, 624, 626	
Pliers..... 347–348, 576	Multiplier Geared Heads..... 294	
Screwdrivers, Electronic Service..... 310	Multiplier Wrenches..... 294	
Screwdrivers, Flat Tip..... 305–306, 310, 314	Multi-Purpose Cutters/	
Screwdrivers, Phillips® Tip.... 305–306	Scrapers..... 370–373	
Screwdrivers, Sets..... 305–306, 310	Multispline Extractors..... 389–390	
Screwdrivers,	Multi-Tools..... 364	
Tamper Resistant..... 311–312		
Soldering Torches, Butane..... 575		
Welding Clamps..... 580		
Mini Tip Screwdrivers... 305–309, 311–312		

O

OBD-II Break Out Boxes..... 533
OBD-II Scan Tools..... 775–776
Offset Screwdrivers..... 319
Oil
A/C Compressor..... 636
Air Motor..... 516
Can Openers..... 436
Cutting..... 506, 516
Drains..... 666
Drum Plug Sockets..... 203, 667
Fillers/Funnels/Spouts..... 663–665, 667
Filters, Cap Tools..... 667
Filters, Crushers..... 659
Filters, Pliers..... 659–660
Filters, Sockets..... 424, 659–660
Filters, Wrenches..... 436, 660–662
Motorcycle Oil Fillers..... 663
Pumps..... 666, 669
Service Tools..... 437–438
Spray Guns..... 665
Suction Guns..... 665
Transmission Tables..... 666
Oil and Dye Injectors..... 640, 642
Oil Change Kits, A/C..... 632

N

Navistar®, Diesel Tools for..... 421–424
Needle
Files..... 369
Scalers..... 510

Oil Filter, Wrench..... 274
 Oil Pressure Gauge Sets..... 554
Open End
 Torque Wrenches 292–293
 Wrenches, AN Fitting 255, 273
 Wrenches, Combination Box.....
 232–235, 239–247
 Wrenches, Combination Flare Nut.....
 255–256
 Wrenches, Combination Spline..... 247
 Wrenches, Crowfoot 1/4" Drive
 256–257
 Wrenches, Crowfoot 3/8" Drive.....
 257–260
 Wrenches, Crowfoot 1/2" Drive
 260–261
 Wrenches, Double End Flare Nut 256
 Wrenches, Double End Open . 252–253
 Wrenches, Flex-Combination . 235, 246
 Wrenches, Torque Interchangeable
 Heads 292–293
 Wrenches, Tubular 264
Openers, Can..... 436
Orbital Sanders..... 475, 492–493
Oval Bearing Race Punches..... 353
Oval Punches..... 353
Oxygen Sensor Tools..... 560–561

P

Pads, Knee 752
Paint
 Airbrushing..... 721
 Bumper Cover Paint Stands 717
 Flammables Storage Cabinets 722
 Gun Hooks 720
 Spray Equipment..... 721–722
 Spray Guns and Accessories.. 719–720
 Tool Storage Unit Touch-up..... 96
Panel Tools, Door..... 713–714
Parking Brake Removal Tools 702
Parts Cleaning Brushes..... 734, 751
Parts Storage Cases..... 63, 66
Parts Trays..... 90
Parts Washers
 Aqueous Based..... 733
 Solvent Based..... 732
 Washer Accessories 734–735
Pass-Through Pro II 774
Pencil Die Grinders 486
Pentagon Sockets..... 151, 192
Personality Keys 783
Persuader Wrenches, Valve 274, 438
Phillips®
 ACR® Bits 317–319, 321,
 323–324, 326, 328
 Bit..... 321
 Bit Sockets..... 119, 131–132, 158, 196
 Composite, Nonconductive..... 351
 Mini-Tip Screwdrivers 305–306
 Pocket Screwdrivers 309
 Power Bits..... 328–329
 Screwdrivers 305–306, 308–309

Stubby Screwdrivers..... 305–306,
 316–317
 Wobble Bits..... 326
Pickle Forks 606
Picks, Hose..... 650
Pick Sets..... 330–331
Picks, Lighted 331
Picks/Rods, Body 714
Pick-up Tools
 Claws..... 695
 Flexible 695
 Lighted 695
 Magnetic..... 695–696
Pilot Bearing Pullers..... 401, 415
Pilot Drills 506
Pin
 Gripping Pliers 339
 Punches..... 356
 Spanner Adjustable..... 274
Pinch Bars 334
Pinching Pliers..... 557, 559
Pinion Bearing Pullers..... 671
Pinion Depth Gauges 689
Pinion Nut Sockets..... 613
Pin Spanners, Adjustable 642
Pin-Type Spanner Wrenches 274
Pipe
 Nipple Removers 128, 396
 Plug Extractors 389
 Plug Sockets 114, 151, 192
 Wrenches..... 272, 396
Piston Hammers 358
Piston Service Tools 678
Pitch Gauges, Screw 381–382,
 384–385, 387–388
Pitman Arm Pullers 398, 403
Pivot Pins, Steering Puller 401
Plasma Cutters..... 571
Plastic
 Cutters..... 338
 Drawer Dividers..... 91
 Storage..... 63–64
 Tip Hammers..... 358
Pliers
 Adjustable Joint..... 336, 340, 347–348
 Battery..... 629
 Bent Nose 338, 347–348
 Boot Clamp 613
 Brake Spring 701
 Cable Clamp..... 629
 Cannon Plug 345
 Clamping 579–580
 Combination 347
 Combination, Slip-Joint 336, 340
 Composite, Nonconductive..... 351
 Connector 344, 437
 Corbin Hose Clamp..... 649
 Cotter Pin 603
 Crimping..... 344–346
 Duck Bill..... 339, 347
 Electrical Service 344–346, 351
 Emergency Brake 705
 Exhaust Hanger Removal..... 374

Extended Reach Hose Grip..... 348
 Fixed Tip/Convertible 342
 Flat Nose..... 338
 Fuse..... 548
 Heater Hose Clamp..... 649–650
 Heavy Duty..... 340
 High Leverage 337, 340
 Hose Pinching..... 557, 559
 Hose Pulling..... 649–650
 Interchangeable Tip..... 343
 Lineman's 336, 340, 347
 Locking 341, 579–580
 Long Nose..... 339, 347–348
 Long Reach 336, 339, 348
 Miniature 347–348, 576
 Mobeas Hose Clamp 649
 Needle Nose 336, 338–339,
 347–348
 Nonconductive Composite..... 349–351
 Oil Filter 660
 Organizers 89
 Pinching 557, 559
 Pin Gripping..... 339
 Precision..... 338
 Radiator Hose Clamp..... 649–650
 Retaining Ring..... 342–343, 617
 Round Nose 338, 347
 Seal Removal 376
 Sets 336
 Slip Joint 347
 Snap Ring 342, 617
 Snipe Nose 336
 Spark Plug Boot 376
 Special Purpose, Application 338
 Stork Bent..... 339
 Talon Grip™ 336
 Valve Stem Seal..... 676
 Vinyl Grip 347
 Wheel Weight..... 586
 Wire Twisting..... 435
 Wrench 273
Pneumatic
 Adaptors..... 644
 Torque Filters/Regulators 303
 Torque Wrenches 303
Pocket
 Blow Guns..... 514
 Knives..... 363–364
 Magnifiers 655
 Mirrors..... 697
 Screwdriver..... 308–309
 Sharpeners 367
 Thermometers, A/C..... 641
Pocket iQ™ Heavy Duty Vehicle
 Diagnostics..... 782
Polishers
 Air..... 495
 Cordless..... 456, 466
 Electric..... 471
 Polishing and Sanding Kits..... 495
 Polishing, Supplies 749
 Portable Pressure Blast Systems... 722
 Potentiometer Adjusters..... 310

Polishing and Restoration Kits	516	Gauges, Oil	554, 669	Harmonic Damper	402
Portable Booster Packs	547	Gauges, Tire	591-593	Heavy Duty	404, 407, 410, 412
Portable Pressure Blast Systems	722	Gauges, Transmission	554	Hydraulic	409-411
Power		Gauges, Vacuum	554, 698	Industrial	408
Adaptors, 1/4" Drive	121	Screws	405, 407	Injector	416, 419, 425
Adaptors, 3/8" Drive	166	Sensors	424	Interchangeable... ..	398-400, 403-404
Adaptors, 1/2" Drive	203	Washers	735-736	Jaw Type	397, 407
Antenna Sockets	717	Printers		King Pin	611
Bit Kits	323-324, 328-329, 471	Battery Starter	626	Light Duty	403, 408
Bits	121-122, 166, 204-205, 328-329	Infrared	539	Medium Duty	403
Bit Sockets, Hex	166, 205	Paper	539	Pilot Bearing	401, 415, 618
Bit Sockets, TORX®	121, 166, 204	Wireless	539	Pinion Bearing	671
Bits, Square	329	Probes		Pitman Arm	398, 403
Drivers	121, 166, 204	Amp	524, 770	Plate	405
Extensions	166	Back	527-528	Power Steering	402-403
Hex Drivers	186, 205	Exhaust	539	Power Steering Pulley	706
Hex Shanks, 1/4" Drive	121	Extension	531	Pressure Screw	405, 407
Hex Shanks, 3/8" Drive	166	Fuel Injection	556	Pulley	398
Hex Shanks, 1/2" Drive	203	Ignition Quick	546	Pumps and Rams	409, 412
Inverters	624	Insulation Piercing Testers	527	Push/Pull	411
Inverters/Memory Savers	469	Temperature	524	Quarter Panel	708
Magnetic Power Nut Drivers	498	Pro-Link® Ultra Diagnostics	777-781	Rear Axle	400
Magnetic Sockets, 1/4" Drive ..	121-122	Props, Hood	675	Seal	674
Magnetic Sockets, 3/8" Drive	167	Pruning Saws	362	Selection Guide	397, 407
Magnetic Sockets, 1/2" Drive	204	Prybars		Side Bearing	398, 400
Shears	491	Fiberglass	332	Slide Hammer	401, 406-407, 612, 698
Sockets, 1/4" Drive	121-122	Heavy Duty	334	Special Purpose	401
Sockets, 3/8" Drive	166-167	Multiposition	333	Specifications	398
Sockets, 1/2" Drive	204-205	Non-Marring	333	Steering Pivot Pin	401
Steering/Alternator Pullers	402-403, 706	Racks	56, 81, 334	Steering Wheel	401
Steering/Alternator Service Tools ..	671	Sets	334	Stud	392, 394-395, 401
Universal Joint, 3/8" Drive	166	Striking	332-333	Tapped Hole	401, 410, 412
Power Tools		Pullers		Transmission Pump	618
Accessories	507, 510-512	About Selection	397, 407	Universal Wheel	612
Air	474-496	A/C	398	Wet Sleeve	417
Cordless	455-472	Accessories	400	Wheel Hub	612
Electric, Corded	471	Adaptors	413	Pull Rods	714
International Products	472	Alternator Pulley	402-403, 671	Pulse Adaptors, Diesel	422
Pozidriv®		Automotive	401-403	Pump Adjusting Tools	154
Bits	158, 178, 326, 329	Axle	400, 403, 408, 410, 611-612	Pump Adjusting Tools, Diesel	418
Bit Sockets	158, 178	Bar Type	398-400, 410-412	Pump and Ram Sets	409-410, 412
Drivers	158, 315, 319	Bar Type Adaptors	413	Pumps	
Hex Shank Bits	321, 323, 326, 329	Battery Cable Clamp	629	Grease/Oil	666
Screwdriver	315, 319	Bearing	401, 413	Vacuum	538, 632, 639
Precision Pliers	342	Blind Hole Bearing	414-415	Punches	
Precision Straight Edges	694	Body Dent	708	Accessories	354
Preset Torque Wrenches	276-279, 288	Bolt Grip	401	Automatic Centering	353
Presses		Bushing	400-410	Bronze Drift	356
Arbor	728	Bushing/Oil Seal	616	Bronze Pin	356
Ball Joint	605	Cable Clamp	629	Bronze Punch Sets	357
Ball Joint Adaptors	604	Camshaft Pulley	668	Bronze Round	356
Bench	728	Cotter Pin	603, 650	Bronze Tapered	356
Brake Caliper/Piston	703-704	Cummins®	417	Center	354
King Pin	611	Dent	581-583, 708	Chisel, Air Hammer	510, 512
Shop	679, 728	Diesel Injector	416, 419, 425	Chisel and Punch Sets, and	355
Step Plates	728	Diesel Pulley	423	Drift Pin	356-357
Pressure		Diesel Turbo Vane Actuator	423	Gasket Punch Set	353
Adaptors	523, 555	Differential Side Bearing	398	Heavy Duty	353
Blast Systems	722-725	Dowel Pin	396	Long Pin	356-357
Fuel Injection	555-556	Features	397, 407	Metric Pin	354
Gauges, Compression	550-552	Freeze Plug	645	Midget	356-357
Gauges, Hydraulic	404	Fuel Injection	556	Midget	356-357
		Fuel Injector	419	Oval Bearing Race	353
		Gear	398, 400-401	Pin	354

Roll Pin 356–357
 Round 356
 Sets 355, 357
 Soft Grip 353
 Staked Axle Nut 601
 Starter 354
 Tapered Punch Sets 356–357
 Transfer 355
 Push Rod Tools 420
 Putty Knives 372–373

Q

Quick Change
 Anvil Reference Chart 455
Anvils
 14.4V 455, 463–464
 18V 455, 457–459
 Chucks, Air Hammers 485
 Chucks, Drill 456
 Couplers, Air 515
 Coupler, Screwdriver Bit 325
 Couplers, Diesel 423
 Extension Sets 471
 Tips, Blow Gun 514
Quick Connect, Disconnect Tools
 A/C Service 642
 Fuel 557–559
 Jiffy-Tite®, Low Profile 557
 Radiator 645
 Transmission 615
Quick Couplers 423
Quick Release Ratchets 102, 125, 138, 173, 184, 208

R

Race Drivers, Bearing 679–681
Racing and Logo Decals 94
Rack, Prybars 334
Racks, Leads/Probes/Adaptors 533
Radiator Tools 644–650
Radio Trim Nut Sockets 717
Railroad Tools 294, 438–439
Rails and Clips, Socket 86–87
Ratchet and Bit Sets 318
Ratcheting
 Adaptors 104, 140, 185, 213
 Bit Sets 318, 321–323
 Box Wrenches, Combination .. 232–235
 Box Wrenches, Crowfoot 260
 Box Wrenches, Double Box ... 236–238
 Box Wrenches, High Performance . 236
 Box Wrenches, Nonconductive 351
 Box Wrenches, Spline 236
 Box Wrenches, T-Handle 237
 Box Wrenches, Torque
 Interchangeable Heads 289
 Crimpers 345
 Cutters 374
 Drivers 105, 315–319
 Flare Nut, Torque
 Interchangeable Heads 293–294

Screwdrivers 315–319
 Tap Wrenches 384–385, 388
 T-Handle Drivers 105, 317
 Torque Wrenches 289
Ratchets
 1/4" Drive 110–111, 125
 3/8" Drive 136–140, 147, 173, 180
 Accessories, Air 512
 1/2" Drive 183–185, 208
 Adaptors 104, 140, 185
 Air 474, 481–482
 Compact Head 138
 Cordless 456, 465
 Dual 80® Technology 101–103, 136–140, 183–184
 Fingertip 102, 125, 140, 185
 Flex Head, 1/4" Drive 101–103
 Flex Head, 3/8" Drive 136–138
 Flex Head, 1/2" Drive 183–184
 Flex Head, Pass Thru 180
 FOD 103, 139, 184
 Heads, Handles 212, 221
 Heads, Ratchet, 3/4" Drive 212
 Heads, Ratchet, 1" Drive 221
 Heads, Torque Wrench 293–294
 Hi-Lok® 103, 140, 437
 Insulating, Composite 349
 Low Profile 103, 139, 147
 Nonconductive 349, 351
 Palm 140
 Quick Release 102, 125, 138, 173, 184, 208
Repair Kits 101–103, 136–140, 183–185, 212, 221
Round Head 102, 139
Sets 125, 208
Special Purpose, Application .. 140, 185
Spinners 104, 125, 140, 173, 185
Spud 185
Swivel 102, 139
Reamers, Ridge 678
Rear Axle Pullers 400
Rechargeable
 Flashlights 652–653
 Lights, Flood 657
 Lights, Utility 654
Reciprocating Saws
 Air 475, 490–491
 Cordless, 18V 455, 461, 464
Refrigerant
 Leak Detectors 633–635
 Recovery Recycling Centers ... 631–642
 Scales 634
Regulators, Air Processing .. 719, 728–729
Relay Test Kits 534
Remote Control
 Mirror Tools 717
 Starter Switches 628
Removers
 A/C Clutch 640
 Cam Seal 674–676
 Crud Removal Tools 496
 Fuel Pump 557

Fuel Tube 418
 Hose 648
 Stud 602
 Tie Rod 609
Repair
 Body 581–583, 708–709
 Collision 581–583
 Extensions 106, 141, 187
 Extractors, Porcelain 376
 Information Systems 775
 Manifold 374
 Ratchets 101–103, 136–140, 183–185, 212, 221
Respirator Filters 743
Retainers, Chucks 485
Retaining Ring Pliers 342–343, 617
Rethreading Tools 380–382, 446
Reversible
 Cut Off Tools, Air 489
 Disc Sanders 493
 Screwdriver Blades 313
Ribs, Anti-camout 326
Ridge Reamers, Cylinder 678
Rim Tools, Wheel 603–604, 606–607
Riveting and Nut Setting 711–712
Road Chests 57–58, 70
Roll Cabs
 Classic Series 40–42
 Covers 70
 Customization 77
 EPIQ Series 10–17
 Handle Bars 83
 Heritage Series 46–48
 Masters Series 22–27
 Side Panels 79
 Top Mats 79
Roll Carts 53–56, 60–62
Roll Pin Punches 356–357, 512
Rotor/Drum Gauges 702
Round Head Ratchets 102, 139
Round Nose Pliers 338, 347
Round Punches 356
Rubber
 Hammers 359, 604, 607
 Mats, Tool Storage 68
Rulers 694

S

Safety
 Arm Protectors 570
 Back Supports 752
 Ear Protection 739
 Face Protection 739
 Glasses 740–743
 Gloves 570, 744–748
 Goggles 635, 642, 743
 Hearing Protection 739
 Knee Pads 752
 Respirators and Filters 743
 Welding Helmets 577–578, 739
 Wiring 435
Sandblasters and Accessories 722–725

Sanders	Mini Tip..... 305–309, 311–312	Powered..... 491
Accessories..... 494, 506–507	Nonconductive..... 349	Shop..... 710
Air..... 475, 492–495	Offset..... 319	Vinyl..... 710
Belt..... 494	Phillips®..... 305–306, 308–309, 313	Shelves, Folding 81
Disc, Reversible..... 493	Pocket..... 308–309, 314	Shock Absorber Tools 607
Dual Action..... 493	Pop Up..... 314	Shop Fans 737
Orbital and Geared..... 475, 492–493	Potentiometer Adjusting..... 310	SHOPKEY® PRO 775
Sanding	Pozidriv®..... 315	Shop Lights 654–656
Blocks..... 716	Racks..... 80	Shop Presses 679, 728
Kits..... 495	Ratcheting..... 315–319	Shop Vacuums 736–737
Saws	Reversible Blade..... 313–314	Short Chassis Service Jacks 619
Air..... 490–491	Seal Removal..... 434	Short Circuit Locators 534
Blades..... 362, 513	Sets..... 305, 309–310, 318–319	Shot Dolly 711
Cordless..... 461, 464	Soft Handle/Hex Tip..... 313	Side Bearing Pullers 398, 400
Folding, Pruning..... 362	Spark Test..... 308	Side Cutters 336–337, 347–348
Hack..... 362	Special Purpose, Application.. 313–315	Single Square Sockets 225
Hand..... 362	Square Tip..... 314	Siphon Guns, Oil 665
Hole..... 506	Square Tip, Bits..... 329	Slack Adjusters, Brake 432
Micro..... 491	T-Handle, T-Shape..... 317	Slate Bars 334
Mini..... 362	Torque..... 287	Sledge Hammers 358, 360
Pruning..... 362	TORX®..... 310–312, 314	Sledge Hammer Wrenches 262–263
Quick Cutter..... 362	Scribe 331	Sleeve Pullers 417
Reciprocating, Air..... 475, 490–491	Scrulox® 321, 323	Slide Hammer Pullers
Reciprocating,	Seal	2 Jaw..... 403, 406–407
Cordless..... 455, 461, 464	Drivers..... 675	3 Jaw..... 403, 406–407
Scaffold Ratchets 185	Installers..... 672	Bar-Type..... 400
Scalers, Needle 510	Pullers..... 604, 674	Bearing, Blind Hole..... 414–415
Scales, Refrigerant 634	Removal Tools, Cam Seal..... 674–676	Body, Dent..... 581
Scissors 362	Removal Tools, Pliers Style..... 376	Dowel Pin..... 396
Scopes	Removal Tools,	Injector..... 416, 425
Electronic Stethoscopes..... 542–543	Screwdriver Style..... 330, 434	Pipe Nipple..... 396
Video Borescopes..... 540–542	Removal Tools, Sets..... 675	Reference Chart..... 397
Scrapers	Removal Tools, Transmission..... 434	Sets..... 400–401, 403
Carbon..... 371, 373, 441	Seat	Sliding T-Handles
Ergonomic..... 373	Covers, Automotive..... 682	1/4" Drive..... 105
Glass/Acrylic..... 370	Crawlers..... 685	3/8" Drive..... 141
Knife Blade..... 372	Sensors	1/2" Drive..... 186
Long..... 373	Sockets, Diesel..... 422, 424	3/4" Drive..... 212
Multipurpose..... 370–377	Sockets, Fuel..... 556, 560–561	1" Drive..... 221
Non-Marring..... 370–372	Sockets, Oxygen..... 560–561	1-1/2" Drive..... 225
Sets..... 371–373	Versatorq®..... 297	Sliding Trays 81
Striking..... 371	Voltage..... 535	Slimline Hammers 357
Window..... 716	Separators, Ball Joint 606	Slimline Wrenches 253
Screw	Serpentine Belt Tools 421, 672	Slings, Engine 621
Extractors..... 389–393	Service Banners	Slip-Joint Pliers 347
Pitch Gauges..... 381–382,	Diagnostic..... 632, 765, 768	Slitting Chisels 510
384–385, 387–388	Merchandising..... 632	Small Hole Gauge Sets 687
Starters..... 319, 349	Service Light Resetting Tools 548	Small Metal Boxes 65
Screwdrivers	Set Building Programs 440–450	Smartphone Accessories 654
Aluminum..... 287	Sets, Bit 324	Smoke Machines 536–538
Bits and Accessories..... 325	Sets, US and Metric-General Service	Snap Ring Pliers 342, 617
Carburetor..... 562	1/4" Drive..... 122–124, 134	Snap Ring Retention Devices 197
Cordless..... 464, 471	3/8" Drive..... 134, 168–172, 180–181	Snipe Nose Pliers 336
Diamond Tip..... 308	1/2" Drive..... 206–207, 210	Snips
DZUS® Fastener..... 313	3/4" Drive..... 219	Aviation..... 710
Electronic Service..... 310	Shackle Pin Sockets 601	Light Duty and All Purpose..... 710
Flat Tip..... 305–310	Shank 317	Tin..... 710
Hex..... 310	Shanks, Power Hex	Socket Drivers
Hex Tip/Soft Handle..... 313	1/4" Drive..... 121	Ball Hex, 1/4" Drive..... 117–118
Instinct®..... 305–309, 311–312	3/8" Drive..... 166	Ball Hex, 3/8" Drive..... 155–157
Insulated..... 349	1/2" Drive..... 203	Ball Hex, 1/2" Drive..... 194
Low Profile..... 314	Shears	Clutch, 1/4" Drive..... 119
Marine Plug..... 315	Metal Cutting..... 710	Clutch, 3/8" Drive..... 158
Miniature..... 310, 314		

Deep Wall Impact	203	Aviation	192	Impact	438
Double Hex, 1/4" Drive	115	Axle Nut	599–601	Impact, 1/4" Drive	120–121, 128
Double Hex, 3/8" Drive.....	152, 156	Ball Joint	606	Impact, 3/8" Drive	160–167
Double Hex, 1/2" Drive	194	Bit, 1/4" Drive.....	115–119, 121, 129–133, 178–179, 210	Impact, 1/2" Drive	198–203
Flat Tip, 1/4" Drive	118–119, 131–132	Bit, 3/8" Drive	132, 153–158, 166, 177–179, 210	Impact, 3/4" Drive	215–218
Flat Tip, 3/8" Drive.....	158	Bit, 1/2" Drive.....	132, 178–179, 193–196, 204–205, 209–210	Impact, 1" Drive	223–225
Flat Tip, 1/2" Drive	196	Bit, 3/4" Drive	214–215	Impact, 1-1/2" Drive	226–228
Hex, 1/4" Drive	117–118, 130–131	Bit, 1" Drive	222	Impact, 2-1/2" Drive	229–230
Hex, 3/8" Drive... ..	155–157, 166, 177, 179	Bit, Socket Sets, Blue-Point® ...	175–181	Impact Socket Retainers	602
Hex, 1/2" Drive	194, 205, 209–210	Budd Wheel	602	Injectors, Diesel	423, 425
Hex, 3/4" Drive.....	214, 218	Composite, Nonconductive.....	350	Inserts, Non-Marring	143
Hex, 1" Drive.....	222	Crank Shaft Bolts, 1/2" Drive.....	203	Lock.....	598
Holders.....	111	Cylinder Head.....	676	Long	110, 130, 155–157, 177, 194, 598–601
Metric Hex, 1/4" Drive.....	117, 130, 132–133	Deep Impact.....	606	Low Profile.....	616
Metric Hex, 3/8" Drive	155, 166, 177, 179	Diesel	421–425	Low Profile, 1/4" Drive	110–111, 113
Metric Hex, 1/2" Drive	194, 209–210	Double Square, 1/4" Drive	114, 326	Low Profile, 3/8" Drive.....	147
Metric Hex, 3/4" Drive	214, 218	Double Square, 3/8" Drive.....	151	Lug Nut	596–598, 601
MORTORQ®, 1/4" Drive	118	Double Square, 1/2" Drive	192, 204	Magnetic, 1/4" Drive.....	121–122
Phillips®, 1/4" Drive.....	119, 131–132	Double Square, 1" Drive	225	Magnetic, 3/8" Drive	167
Phillips®, 3/8" Drive	158	Drag Link, 3/8" Drive	151	Magnetic, 1/2" Drive.....	204
Phillips®, 1/2" Drive.....	196	Drag Link, 1/2" Drive.....	192	Magnetic, Surface Drive, 3/8" Drive	167
Polydrive Head Bolt, 1/2" Drive	196	Drag Link, 3/4" Drive.....	214	Metric	600, 616
Pozidriv®, 3/8" Drive	158, 178	Drain Plug	616	Metric Engine Bearing Cap.....	421
Screwdrivers	118–119, 131–132, 158, 196	Drain Plugs, Engine, Oil.....	153, 195, 318, 428, 669	Metric Injectors	425
Sets	115–118, 129–133, 153–157, 178–179, 194–195, 210	Drain Plugs, Radiator.....	645	Mirror	717
Special Purpose, Application	118, 154, 158, 196	Drive Fuel Line.....	421	Motorcycle	433
Stubby, 1/4" Drive	115, 117–118, 129–131	Drum Plug	203, 667	Nonconductive	350
Stubby, 3/8" Drive.....	155–156	Emergency Brake	705	Oil Filter	422, 424, 659–660
Stubby, 1/2" Drive	195	Engine	421–425	Oil Pressure Sender Switch.....	669
TORX®, 1/4" Drive	115–116, 121, 129, 134	Engine Barring	673	Pentagon	151, 192
TORX®, 3/8" Drive	179	Filter	424, 659–660	Pinion Nut.....	613
TORX®, 1/2" Drive	204, 209–210	Flank Drive®, 1/4" Drive....	102–115, 120	Pipe Plug	151, 192, 706
TORX® Tamper Resistant, 1/2" Drive.....	209–210	Flank Drive®, 3/8" Drive.....	144–148, 151, 160–164	Pipe Plugs.....	114
TORX® Tamper Resistant, 1/4" Drive	116, 129, 132	Flank Drive®, Flank Drive® Plus, 1/2" Drive.....	189–192, 198–202	Power, 1/4" Drive.....	121–122
TORX® Tamper Resistant, 3/8" Drive	154, 177–178	Flank Drive®, Flank Drive® Plus, 3/4" Drive	213, 215–218	Power, 3/8" Drive.....	166
TORX®, TORX Plus®, 3/8" Drive	153–154, 166, 177	Flank Drive®, Flank Drive® Plus, 1" Drive	223–225	Power, 1/2" Drive.....	204–205
TORX®, TORX Plus®, 1/2" Drive	193	Flank Drive®, Flank Drive® Plus, 1-1/2" Drive	226–228	Railroad	438–439
TORX®, TORX Plus®, 3/4" Drive	214	Flank Drive®, Flank Drive® Plus, 2-1/2" Drive.....	229–230	Retaining	596–598
Triple Square, 1/4" Drive.....	131	Flare Nut	151, 424	Sensor, Fuel	560–561
Triple Square, 3/8" Drive	157, 178	Flip	596–598	Sensor, ICP	422, 424
Triple Square, 1/2" Drive	195	Flip, 1/4" Drive.....	115	Sensor, Oxygen	560–561
Universal, Hex 1/4" Drive	117	Flip, Oil Filter	424	Sensor, Water	424
Universal, TORX® 1/4" Drive	115	Fuel Injector	423	Sets, 1/4" Drive	108–118, 120–121, 128–134
Sockets		Fuel Pressure Sensor.....	424	Sets, 3/8" Drive.....	144–157, 160–165, 178–181
1/4" Drive.....	108–122, 127–134	Fuel Pressure Sensors	556, 560–561	Sets, 1/2" Drive	189–191, 194–195, 198–202, 210
3/8" Drive	144–158, 160–167, 175–181	Fuel System.....	671	Sets, 3/4" Drive.....	215–217
1/2" Drive.....	189–196, 198–205, 209–210	Generator Engine	437	Sets, 1" Drive.....	223–224
3/4" Drive	213–219	Hand.....	428, 433	Sets, 1-1/2" Drive.....	227
1" Drive	221–225, 602	Head Bolt.....	196, 428–431, 676	Sets, 2-1/2" Drive	229–230
1-1/2" Drive	226–228	Heavy Duty Truck.....	428–432	Sets, Combination.....	110–111, 113–118, 132–133, 153–157, 178–179, 191, 210
2-1/2" Drive.....	229–230	High Performance	113	Sets, General Service 1/8" Drive	122
		Holders.....	84–87	Sets, General Service 1/4" Drive	122–124, 134
		Hose Clamp.....	432, 436	Sets, General Service 3/8" Drive... ..	134, 168–172, 180–181
		Hub Lock Nut.....	613	Sets, General Service 1/2" Drive.....	206–207, 210
				Sets, General Service 3/4" Drive	219

Sets, Hex Bit	117–118, 130–131, 155–157, 179, 194, 210	Twist	596	Sockets, 3/4" Drive	214
Sets, Impact Drivers	158–159, 194, 196	Twist, 1/4" Drive	128	Sockets, 1" Drive	225
Sets, Nonconductive/Composite ...	350	Twist, 3/8" Drive.....	165	Sockets, Axle Nut	599–601
Sets, Spline	114, 150	Twist, 1/2" Drive	202	Sockets, Ball Joint	606
Sets, TORX® Bit	115–116, 132–134, 153–154, 178–179, 210	Twist, External Drive Hex Head	391	Sockets, Diesel	421
Sets, Triple Square Bit	157, 178, 195	Universal, 1/4" Drive.....	112–113, 117	Sockets, Diesel Injector	423, 425
Shackle Pin	601	Universal, 3/8" Drive	147–150	Sockets, Fuel Pressure Sensor	422, 428, 560
Shallow Impact	613	Valve Cover Bolt	670	Sockets, Heavy Duty Truck....	428–432
Shock Absorber.....	607	Water Pump	671	Socket, Spark Plug	377–379
Spanner.....	421, 599	Wheel	596–602	Wrenches.....	659, 669, 671, 673
Spark Plug	377–379	Wrench, Aviation	436	Wrenches, Chain	274
Special Purpose/Application, 1/4" Drive.....	114–115, 118, 121	Soft Blow Hammers	359	Wrenches, High Performance, Spline.....	236, 247, 249–251
Special Purpose/Application, 3/8" Drive	151–152, 154, 158, 164–165	Soft Face Hammers	358–359	Wrenches, L-Shape TORX®	266, 271
Special Purpose/Application, 1/2" Drive.....	192, 196, 202–203	Soft Grip Punches/Chisels	353	Wrenches, Spanners	274, 642
Special Purpose/Application, 3/4" Drive	214	Soft Handle/Hex Tip Screwdrivers	313	Wrenches, Specialty Box	251–252
Special Purpose/Application, 1" Drive	225	Software European Vehicle	757, 759, 763, 765–767, 774	Wrenches, Strap.....	274
Special Purpose/Application, Diesel	421–425	Heavy Duty Truck.....	780, 782	Wrenches, Valve Persuader ...	274, 438
Special Purpose/Application, Railroad	438–439	TPMS	590		
Special Purpose/Application, Spark Plug	377–379	Upgrades.....	774	Specialty Aviation Tools.....	435–437
Spindle	600–601	Soldering Accessories.....	575–576	Circuit Testers	532
Spline, 1/4" Drive	114	Tools.....	572–575	Fuel Injection	556
Spline, 3/8" Drive.....	150	SOLUS™ Edge Accessories.....	759, 765	Meters	523, 546
Spline, 1/2" Drive	192, 417	SOLUS™ Edge Scan Tool	759, 762	Ratchets.....	18, 140
Spline, 3/4" Drive.....	214	SOLUS™ Edge Storage.....	765, 773	Wrenches.....	251–252, 435–436
Spline, 1" Drive.....	221	SOLUS™ Series Software	774	Speeders 1/4" Drive.....	105
Strut	609–610	SOLUS Ultra® Accessories	765	3/8" Drive	141
Stubby Flex Hex Bit Socket.....	595	SOLUS Ultra® Storage	765	1/2" Drive.....	186
Surface Drive, 3/8" Drive	167	Spanner Wrenches.....	274, 642, 675	Locking	186
Surface Drive, 1/2" Drive	205	Spark Plug Boot Puller, Pliers.....	376	Spicer Clutch Adjusting Tools	618
Swivel, 1/4" Drive	120	Extractor	376	Spindle Rethreaders	381–382
Swivel, 3/8" Drive	152, 163–164, 377, 443–445, 447	File.....	377	Spindle Sockets	600–601
Swivel, 1/2" Drive	202, 430, 447	Firing Indicator.....	377	Spinner Ratchets	104, 125, 140, 173, 185
Tap	387–388	Flexible Extensions.....	377	Spline Box Wrenches	236, 251
Thermal Vacuum Switch	673	Gap Gauges	692–693	Combination Wrenches	247
Thin Wall.....	201, 218, 225, 429–431	Hole Rethreaders	380	Drive, #5	222, 226, 230
Thinwall Wheel Flip	596	Hole Tap.....	382	Multi-.....	270
Tie Rod.....	609	Pliers	376	Ratcheting Box Wrenches	236
TORX®, 1/2" Drive	191, 193, 202, 204, 209	Repair Kits	376	Sockets, 1/4" Drive.....	114
TORX®, 1/4" Drive	113, 115–116, 128–129	Sockets.....	377–379	Sockets, 3/8" Drive	150
TORX®, 3/8" Drive	176–177	Tools.....	376–379	Sockets, 1/2" Drive.....	192, 417, 436
TORX®, TORX Plus®, 1/4" Drive	642	Spark Test Screwdrivers	308	Sockets, 3/4" Drive	214
TORX®, TORX Plus®, 3/8" Drive	148–149, 153–154, 166	Special Purpose/Application Aviation	435–437	Sockets, 1" Drive	221
TORX®, TORX Plus®, 3/4" Drive	214	Bit Sockets.....	118, 154, 158, 196	Torque Adaptors.....	152–153, 193
Toyota®/Lexus® Carrier Assembly Sockets.....	603	Creepers	683, 685	Wrenches.....	236, 247, 251
TPMS Flip.....	591	Cutters.....	349, 373–375	Spool Guns	567–568
Transmission	615–616	Drill Bits	504–505	Spoons	711
Turbo Vane.....	421–425	Engine Tools.....	675	Spotweld, Air Hammer Bits	483, 511
		Feeler Gauges	692	Spot Weld, Cutters	718
		Motorcycle Tools	433–434	Spotweld Drill Bits.....	483
		Pliers	338, 340, 617	Drills.....	483
		Pullers	401	Spot Welding	581
		Ratchets.....	140, 185	Spouts, Oil	663–664, 667
		Rethreading Tools	381–382	Spray Guns and Accessories	719–720
		Screwdrivers	313–315	Spring Compressors MacPherson.....	609
		Sockets, 1/4" Drive.....	114–115, 118, 121	Valve.....	677
		Sockets, 3/8" Drive	151–152, 154, 164–165	Spring Tools	315, 677, 700–701
		Sockets, 1/2" Drive.....	192, 202–203	Spud Ratchets	185

Square Drive	Connectors, Air..... 515
Adaptors, 1/4" Drive 107, 121, 142	Sockets, 1/4" Drive..... 120
Adaptors, 3/8" Drive 107, 142, 166	Sockets, 1/2" Drive 202
Adaptors, 1/2" Drive 107, 142, 188	Swivel Head Ratchets..... 102
Adaptors, 3/4" Drive..... 213, 215	Swivels
Adaptors, 1" Drive..... 221-222	Extensions 160
Adaptors, 1-1/2" Drive..... 226	Extension Sockets 152
Adaptors, Nonconductive,	Head Ratchets..... 139
Composite 350	Sockets, 3/8" Drive 163-164
Adaptors, Spline Drive.... 152-153, 226	Swivel Sockets
Heads, Torque Wrench..... 289	1/4" Drive..... 120
Squares..... 694	3/8" Drive 377, 443-445, 447
S-Shaped Box Wrenches 252	1/2" Drive..... 430, 447
Stain Extractors, Dirt 734	System Analyzers, A/C 631-632
Stainless Steel Tops 68	
Stands	
Fuel Tank..... 620-621	
Jack..... 620-621	
Transmission 620-621	
Utility..... 620	
Stands, Bumper Cover Paint..... 717	
Starter Bolt Wrenches 419-420	
Starter Punches 354	
Starters	
Engine 623-627	
Remote Control 628	
Screw..... 319, 349	
Steel Rules and Straight Edges 694	
Steel Stamping Sets..... 355	
Steering Wheel	
Lock Plate Depressors 401	
Pivot Pin Pullers 401	
Pullers 401	
Step	
Drills 505	
Plates 728	
Stethoscopes	
Electronic..... 542-543	
Mechanic's 542	
Sticks, Adhesive 462	
Storage	
Accessories..... 34-38, 63-96	
All Weather, Tool Boxes 58	
Aviation "Dog Boxes" 59	
Bags, Soft Sided..... 66, 516	
Boxes, Small 63-65	
Cabinets, End, Classic Series.... 44, 92	
Cabinets, End, EPIQ Series 20	
Cabinets, End, Heritage Series..... 51	
Cabinets, End,	
Masters Series 30-32	
Cabinets, Flammables 722	
Cabinets, Wall 64	
Carts..... 53-56, 60-62	
Case, Parts..... 63, 66	
Casters 82	
Classic Series..... 8, 40-42	
Combinations..... 10-55	
Covers..... 34-38, 56-58, 70-72	
Customization..... 77	
Diagnostic Tools..... 765, 767, 773	
Drawer Organization 79, 84, 90-92	
Drawer Sections, EPIQ Series..... 19	
Drawer Sections, Heritage Series.... 50	
EPIQ Series 8-20	
Heritage Series..... 8, 46-51	
Lights 76, 82-83	
Lockers, Classic Series 44, 92	
Lockers, EPIQ Series..... 20	
Lockers, Heritage Series 51	
Lockers, Masters Series..... 33	
Lockers, TUVs..... 34-38	
Magnetic Tool Storage..... 89-91	
Maintenance..... 95-96	
Masters Series 8, 22-38	
Mats 38, 68, 93	
Metal Boxes 65	
Mobile Solutions..... 53-62	
Overhead Cabinets, EPIQ Series 20	
Overhead Cabinets, Masters Series 30	
Paint, Touch-up 96	
Parts Trays 81	
Plastic Boxes..... 63-64	
Road Chests 57-58, 70	
Roll Cabs, Classic Series 40-42	
Roll Cabs, EPIQ Series 10-17	
Roll Cabs, Heritage Series..... 46-48	
Roll Cabs, Masters Series 22-27	
Roll Carts 53-56, 60-62	
Top Chests, Classic Series 43	
Top Chests, EPIQ Series..... 18	
Top Chests, Heritage Series 49-50	
Top Chests, Masters Series..... 28-29	
TUV (Tool Utility Vehicle) 34-38	
WorkCenters, EPIQ Series..... 19	
WorkCenters, Masters Series..... 29	
WorkStation Accessories..... 34-38	
WorkStation Risers, Classic Series.. 44	
Work Surfaces 68-69	
Stork Bent Pliers 339	
Straight Edges and Steel Rules..... 694	
Strap Wrenches 274	
Striking	
Prybars 332-333	
Scrapers 371	
Struts 609-610	
Stubby Bit Sockets	
Hex 117-118, 130-131, 155-156	
TORX® 115, 129	
Triple Square..... 131, 195	
Stud	
Gun Dent Pullers 581	
Removers..... 392-395	
Stud Removers and Installers 602	
Suction Cups	
Body..... 714	
Valve..... 676	
Suction Guns, Oil..... 665	
Surface Drive Sockets, 3/8" Drive..... 167	
Surface Drive Sockets, 1/2" Drive..... 205	
Suspension Strut, Tools 609-610	
Swiss Needle Files 369	
Switch Tools, Multi-Function..... 548	
Swivel	
Ball Universal Joints..... 119, 197, 215, 222, 226	
Tables, Transmission 666	
Tachometers..... 546-547	
Taillight, Socket Brushes 535	
Tailpipe Tools 373, 607	
Talon Grip™ Pliers 336	
Tamper Proof Wrenches 266	
Tamper Resistant	
Bit..... 329	
Bit Sockets..... 116, 129, 132, 154, 177-178, 209-210	
Screwdrivers 311-312	
Wrenches..... 271	
Tapered Punches 356-357	
Tape Rules..... 695	
Tapped Hole Bearing Pullers 401	
Taps and Dies	
Bottoming Tap Sets 388	
Rethreading 380	
Threading 383-388	
Tap Sockets 385, 387-388, 446	
Tap Wrenches 384-385, 388	
TechAngle® 276-277	
Techwrench® 279	
Telescoping Gauge Sets..... 687	
Telescoping Mirrors 697-698	
Telescoping Pick-up Tools 695-696	
Temperature	
Adaptors 524	
Probes 524	
Terminal	
Brushes 629	
Cleaners..... 629	
Crimpers..... 344-346	
Tools..... 549	
Tools, Battery..... 629	
Test Equipment	
Battery Systems 624-626	
Circuit..... 529-535	
Cooling 645-648	
Force Testing 301	
Fuel System..... 555-556	
Fuse 548	
Ignition 563	
Injector Harness..... 558	
Test Lights..... 529, 531-532	
Torque 295-302	

T

Tester, TPMS.....	590-591	Timing Lights.....	547	Plastic Boxes.....	63-64
Testers		Tin Snips	710	Road Chests.....	57-58, 70
Automotive Relay	546	Tire		Roll Cabs, Classic Series	40-42
Battery Systems	624-626	Air Chucks.....	434	Roll Cabs, EPIQ Series	10-17
Circuit	528-535	Balancer, Plates	587	Roll Cabs, Heritage Series.....	46-48
Cooling	645-648	Bead Breakers.....	603	Roll Cabs, Masters Series	22-27
EVAP.....	536-537	Changers	588	Roll Carts	53-56, 60-62
Ignition	563	Changers Accessories	588-589	Top Chests, Classic Series	43
Injection Harness	558	Chucks.....	593-594	Top Chests, EPIQ Series.....	18
Lights, Test.....	529, 531-532	Cotter Pin Pullers.....	603	Top Chests, Heritage Series.....	49-50
Oxygen Sensor.....	560-561	Depth Gauges	594	Top Chests, Masters Series.....	28-29
Sensor, Fuel.....	560-561	General Service Tools	603-604	TUV (Tool Utility Vehicle).....	34-38
Trailer Harness.....	535	Hammers, Mallet.....	604, 607	WorkCenters, EPIQ Series.....	19
Test Gauges, Micrometer	687	Inflators	592	WorkCenters, Masters Series.....	29
Test Leads	525-529, 533, 770	Pressure Systems and Tools .	590-594	WorkStation Accessories.....	34-38
Test Lights.....	529, 531-532	Toyota®/Lexus® Carrier Assembly		WorkStation Risers, Classic Series..	44
T-Handles, T-Shape		Sockets.....	603	Work Surfaces	68-69
Screwdriver.....	317	TPMS Tools	590-591	Tool Utility Vehicles (TUV).....	34-38
Sliding, 1/4" Drive	105	Tread Depth Gauges	594	Tool Utility Vehicles (TUV)	
Sliding, 3/8" Drive	141	Valve and Stem Tools.....	594	Accessories.....	34-38, 78
Sliding, 1/2" Drive	186	Wheel Tools	585-604	Top Chests	
Sliding, 3/4" Drive.....	212	Tool Control Boards.....	408	Classic Series.....	43
Sliding, 1" Drive.....	221	Tool Control Kits.....	96	EPIQ Series	18
Sliding, 1-1/2" Drive.....	225	Tool Storage		Heritage Series.....	49-50
Speed Drivers, 1/4" Drive.....	126, 174	Accessories.....	34-38, 63-96	Masters Series	28-29
Speed Drivers, 3/8" Drive.....	126, 174	All Weather, Tool Boxes	58	Torches	
Speed Drivers, 1/2" Drive.....	208	Aviation "Dog Boxes"	59	Butane Soldering	575
Torque Wrenches	285	Bags, Soft Sided.....	66, 516	MIG.....	567-568
Wrenches.....	265-267	Boxes, Small	63-65	Welding	566, 568-569
Wrenches, Ratcheting Box.....	237	Cabinets, End, Classic Series	44, 92	TORQOMETER® Wrenches	283-286
Wrenches, Threading	385, 387-388	Cabinets, End, EPIQ Series	20	Torque	
Wrenches, Torque	265-267	Cabinets, End, Heritage Series.....	51	Acquisition Meters	297
Thermal Imagers.....	783	Cabinets, End, Masters Series ..	30-32	Adaptors.....	152-153, 193, 418, 432
Thermal Vacuum Switch Sockets	673	Cabinets, Wall	64	Adjustable Bodies	280-282, 288
Thermometers		Carts	53-56, 60-62, 582	Angle Gauges.....	286
A/C	641	Case, Parts.....	63, 66	Calibrators	298-301
Hydrometers	629	Casters	82	Click-Type Adjustable	280-282
Infrared.....	544-545	Classic Series.....	8, 40-42	Comparators	302
Pocket A/C.....	641	Combinations.....	10-55	Controltech™	278
Thin Wall Impact Sockets		Covers.....	34-38, 56-58, 70-72	Drivers	287
1/2" Drive.....	201, 430	Customization.....	77	Electronic Calibrators	298-301
3/4" Drive	218, 430	Diagnostics.....	765, 767, 773	Electronic Testers	295-301
1" Drive	225	Drawer Organization	79, 84, 90-92	Electronic Wrenches.....	295
Thread		Drawer Sections, EPIQ Series.....	19	Extensions	595
Chasers.....	381	Drawer Sections, Heritage Series...	50	Filters/Regulators/Lubricator	303
Files.....	381	EPIQ Series	8-20	Joint Rate Simulator Adaptors.....	295
Gauges	382, 387-388	Heritage Series.....	8, 46-51	Multipliers	294
Pitch Gauges.....	382, 387-388, 693	Lights	76, 82-83	QC Series	288
Restoring	380-381	Lockers, Classic Series	44, 92	QD Series.....	280, 287-288
Threading Tools	383-388	Lockers, EPIQ Series.....	20	Screwdrivers	287
Thread Measuring.....	693	Lockers, Heritage Series	51	Sticks.....	595
Throttle Depressors/Brake Resetting .	705	Lockers, Masters Series.....	33	Stubby Flex Hex Bit Sockets.....	595
THUNDERBIT® Bits	500	Lockers, TUVs.....	34-38	TechAngle®	276-277
Tie Rod		Magnetic Tool Storage.....	89-91	Techwrench®	279
Adjusting Tools	608	Maintenance	95-96	Testers	295-302
Separators.....	616	Masters Series	8, 22-38	Torqometer®	283-286
Sockets.....	609	Mats	38, 68, 93	TQ Series	282, 285-286
Timing		Metal Boxes	65	TTC Series	298-302
Gauges	689	Mobile Solutions.....	53-62	Versastest™	298, 302
Gauges, Diesel.....	417	Overhead Cabinets, EPIQ Series	20	Versatorq®	297
Lights	434, 547	Overhead Cabinets, Masters Series	30	Weights and Trays	301
Meters	422	Paint, Touch-up	96	Wrenches.....	276-285, 288,
Tools.....	668-669, 675	Parts Trays	81		290-291, 295, 598

Wrenches, Pneumatic..... 303

TORX®

Bits..... 321–324, 326–329

Bit Sockets, 1/4" Drive..... 115–116, 121, 129, 134

Bit Sockets, 3/8" Drive..... 153–154, 166, 177, 179

Bit Sockets, 1/2" Drive..... 193, 204, 209–210

Bits, Ratcheting,

 Screwdriver Sets..... 318

Bits, Sets..... 113, 321–324

Drivers..... 166

Impact Sockets, 3/8" Drive..... 164

Impact Sockets, 1/2" Drive..... 202

Insert Bits..... 314

Miniature..... 310

Mini-Tip Screwdrivers..... 310

Screwdrivers..... 310–312

Sockets, 1/4" Drive..... 113, 115–116, 128–129

Sockets, 3/8" Drive..... 148–149, 153–154

Sockets, 1/2" Drive..... 191, 193, 204, 209–210

Tamper Resistant Bits..... 329

Tamper Resistant Bit Sockets..... 129, 132, 154, 177–178, 209–210

Tamper Resistant Screwdrivers 311–312

Universal, 1/4" Drive..... 113

Universal, 3/8" Drive..... 149

Wrenches, Box..... 615

TORX®, TORX Plus®

Bit Socket, 3/4" Drive..... 214

Sockets, 1/4" Drive..... 642

Sockets, 3/4" Drive..... 218

Tamper Proof, L-Shape Wrench..... 266

Tamper Resistant Bit Socket..... 116

Tamper Resistant, L-Shape Wrench 271

Wrenches, Box..... 251

Wrenches, Folding Sets..... 268

Wrenches, T-Shape..... 266

Tote Bags..... 66, 457–458, 460, 464, 516

Tote Trays..... 64

Touch-up Paint..... 96

Towing Maintenance Kits..... 535

TPMS Tools..... 590–591

Trailer Harness Testers and

 Adaptors..... 535

Transducers..... 768

 Diagnostic..... 295–301

 Torque..... 295–301

Transfer Punches..... 355

Transmission

 Angle Locators..... 618

 Drain Plug Sockets..... 615

 Fillers..... 664

 Gauges..... 554

 Jacks..... 620–621

 Oil Cooler Line Disconnect Tools..... 615

 Oil Pressure Gauge Sets..... 615

 Pump Pullers..... 618

 Seal Removal Tools..... 434

 Service Tools..... 615–616

Snap Ring Pliers..... 617

Sockets..... 615–616

Software, Scan Tool..... 780

Tables..... 666

Tools..... 615–616

Trays

 Parts..... 90

 Tool Storage..... 81, 84–86, 90

 Torque..... 301

 Tote..... 64

 Under-Hood Service..... 62

Tread Depth Gauges..... 594

Trim Tools..... 713–714

Triple Square Bit Sockets..... 131, 157, 178, 195

Trouble Lights..... 654–655

Truck

 Brake Tools..... 429, 431–432

 Differential Side Bearing Pullers... 398

 Heavy Duty Service Tools..... 428–432

 Software, Scan Tools..... 780

Truck Brake Tools..... 702, 705

Truck Cooling System Adapter Sets... 644

Truck King Pin Press Sets..... 611

Truck Wheel Pans..... 603

T-Shape Hex Wrenches..... 265–267

T-Shape/L-Shape Wrenches..... 265–267

Tube

 Benders..... 375

 Cutters..... 374

 Flaring..... 374–375

Tune-up Tools..... 563

Turning Tools, Diesel..... 419

Tweezers, Soldering..... 575

Twist Sockets

 1/4" Drive..... 128

 3/8" Drive..... 165

 1/2" Drive..... 202, 596

 External Drive Hex Head..... 391

U

U-Clamps..... 580

Ultra-Violet Injection Kits..... 634–635

Ultra-Violet Leak Detectors..... 634–636

Under-Hood Service Trays..... 62

Universal

 Joints, 1/4" Drive..... 107, 143

 Joints, 3/8" Drive..... 107, 142–143, 159, 166, 175

 Joints, 1/2" Drive..... 107, 143, 188, 208

 Joints, 3/4" Drive..... 213, 215

 Joints, 1" Drive..... 222

 Joint Sets..... 107, 143, 188, 197

 Joint Tools..... 604–606, 618, 665, 670

 Sockets, 1/4" Drive..... 112–113, 117

 Sockets, 3/8" Drive..... 147–150

 Sockets, 1/2" Drive..... 191

 Universal Bit Sockets..... 350

Upholstery and Trim Tools..... 713–714

USB Power Units..... 469

US Set Building Program..... 440–450

Utility

 Knives..... 365, 367

 Lights..... 654–655

 Stands..... 620

 Vehicle, Tool Utility (TUV)..... 34–38

 Vehicle, Tool Utility (TUV)

 Accessories..... 34–38, 78

V

Vacuum

 Cooling System Fillers..... 644

 Kits..... 736

 Portable Spotter..... 737

 Pressure Gauges..... 554, 698

 Pump Kits..... 632, 698

 Pumps..... 538, 639, 698

 Sandblasters..... 724

 Wet, Dry..... 737

Valve

 Adjuster Sockets..... 432, 437

 Adjuster Wrenches..... 432

 Adjusting Tools..... 676

 Air..... 720

 Air Processing..... 728–729

 Brushes..... 675

 Camschaft, Crankshaft Tools..... 676

 Compressors..... 729–730

 Cores..... 594

 Cover Bolt Sockets..... 676

 Cylinder Head..... 676

 Grease Control..... 665–666

 Guide Service Tools..... 675–676

 Holders..... 677

 Keeper Tools..... 676

 Lifters..... 677

 Persuaders..... 274, 438

 Removers..... 326, 675

 Service Tools..... 675–677

 Spring Compressors/Depressors... 677

 Stem Seal Pliers..... 676

 Suction Cups..... 676

 Tire Valve Bits..... 591

Valves

 A/C..... 640–641

 Air..... 515

 Can Tappers..... 640

 Core..... 640

VANTAGE® PRO Accessories..... 770–771

VANTAGE® Series Software..... 774

VANTAGE® Ultra Accessories..... 758, 768–771

VERDICT® Accessories..... 768–771

VERDICT® Software..... 774

VersaTest™..... 298, 302

VersaTorq®..... 297

VERUS® Edge Accessories... 763, 768–771

VERUS® Edge Storage..... 773

VERUS® PRO Accessories..... 768–771

VERUS® PRO Storage..... 773

VERUS® Series Software..... 774

VERUS® Wireless Accessories..... 770–771

Video Scopes..... 540–542

Vinyl Covers

Air Tool, Boots..... 498

Equipment, A/C Recycling,
Recharging..... 632

Equipment, Battery Chargers..... 623

Equipment, Smoke Machines..... 536

Motorcycle Gas Tank..... 434, 682

Seat and Fender..... 682

Tool Storage, Combinations..... 70–71

Tool Storage, Road Chests..... 57, 70

Tool Storage, Roll Carts..... 70

Tool Storage, TUV
(Tool Utility, Vehicle)..... 34–38

Vinyl Cutters..... 710

Vinyl Grip Pliers/Cutters..... 347

Vises

Bench..... 726–727

Forged..... 727

High Visibility..... 726

Jaw Caps..... 727

Machinist's..... 726

Mechanic's..... 726

Pipe and Bench..... 726

Utility..... 725

Voltage Adaptors..... 523

Voltage Sensors..... 535

W

Wall Cabinets..... 64

Waste Oil Drains..... 666

Water Pump Sockets..... 671

Water Spray Nozzles..... 735

Weatherhead Sockets..... 151, 192

Weight

Hangers/Trays..... 301

Sets..... 301

Welding

Accessories..... 566–570

Carts..... 56, 582

Clamps..... 579–580

Dent Pullers..... 462, 581–583

Gas Welding..... 572

Gloves, Sleeves..... 570

Hammers..... 578

Helmets..... 577–578, 739

Kits..... 572

Lenses..... 578

MIG..... 565–567

MIG Welder Consumables..... 568–569

Muscle MIG, MIG Welder..... 565–567

Plasma Cutters..... 571

Soldering..... 572–577

Spot..... 581

Storage..... 576

Stud Gun Dent Pullers..... 581

TIG Welders and Accessories..... 569–570

Torches, Flexible Neck..... 566

Wet/Dry Vacuums..... 737

Wet Sleeve Pullers..... 417

Wheel

Alignment Tools..... 604–609

Axle Nut Sockets..... 599–601

Axle Pullers..... 611–612

Balancers..... 585–586

Balancers Pin Plates..... 587

Balancing Accessories..... 586–587

Bead Breakers..... 603

Bearing Packers..... 665

Budd Wheel Tools..... 602

Calibration..... 301

Chocks..... 603

Cotter Pin Pullers..... 603

Dollies..... 620

Flip Sockets..... 596

General Service Tools..... 603–604

Grease and Dust Cap Tools... 603, 607

Hammers, Mallet..... 604, 607

Hangers..... 598

Hub Clamp Expanders..... 606

Hub Lock Tools..... 600

Hub Pullers..... 612

Hub Removal..... 607

Lock Sockets..... 598

Lug Nut Sockets... 224–225, 429, 431,
447, 596–598, 601

Pans..... 603

Pin Plate Sets..... 587

Pullers..... 401

Rim Tools..... 603

Seal Pullers..... 604

Shackle Pin Sockets..... 601

Sockets..... 429, 431, 447, 596–602

Spanner Sockets..... 599

Spindle Sockets..... 600–601

Stud Removers and Installers..... 602

Torque Tools..... 595

Toyota®/Lexus® Carrier Assembly
Sockets..... 603

Truck Wheel Pans..... 603

Weight Cabinets..... 586

Weight Hammers..... 586

Weight Pliers..... 586

Wheels

Cut Off..... 508

Cutter, Power Tool Accessories..... 508

Flap..... 507–508

Grinding..... 508

Wire..... 507–508, 752

Wheels, Abrasive..... 507–508

Window/Windshield

Holders..... 716

Removal Tools..... 716

Sash Tools..... 716

Scrapers..... 716

Wiper Removers..... 716

Wire

Brushes..... 507–508, 563, 629, 751

Crimpers..... 337, 344–346

Cutters..... 337, 344–346, 364, 435, 441

Feed Welders..... 565–567

Gauge Drill Bits..... 502

Insertion Tools..... 548

Safety..... 435

Strippers..... 337

Terminal Kits..... 549

Terminal Tools..... 549

Twisters, Cutters..... 435

Wheels..... 507–508, 752

Wireless Printers..... 539

Wobble

Bits..... 326

Extensions, 1/4" Drive..... 106

Extensions, 3/8" Drive..... 142

Extensions, 1/2" Drive..... 187

Wood Tops..... 69

Work

Centers, EPIQ Series..... 19

Centers, Masters Series..... 29

Gloves..... 570, 744–748

Stations, Classic Series..... 44

Surface, Tool Storage..... 68–69

Workbenches..... 666, 727

WorkCenters

EPIQ Series..... 19

Masters Series..... 29

WorkStations

Accessories..... 79–80

Mobile..... 53

Risers, Classic Series..... 44

Work Surfaces..... 68–69

Wrecking Bars..... 334

Wrenches

Adaptors, Ratcheting..... 235

Adjustable..... 272–274

Adjustable, Crowfoot..... 260

Adjustable, Spanners..... 274, 642

Adjustable, Strap..... 274

Adjustable, Valve Persuader..... 438

Air Compressor..... 418

Aluminum..... 255, 273, 278

Angle Head..... 254, 419–420

Antenna..... 717

Aviation, Socket..... 435–436

Ball Hex..... 265–267, 269

Battery Terminals..... 629

Belt Tensioning..... 672–673

Bleeder..... 700, 706

Box, Combination.. 232–235, 239–247

Box, Double..... 236–238, 247–252

Box, High Performance..... 249–250

Box, Nonconductive Ratcheting..... 351

Box, Ratcheting..... 236–238, 260

Box, Ratcheting Combination.....
232–235

Box, Ratcheting Crowfoot..... 260

Box, Ratcheting Double..... 236–238

Box, Ratcheting Flex Head.....
234–235, 239

Box, Ratcheting High Performance 236

Box, Ratcheting Spline..... 236

Box, Ratcheting T-Handle..... 237

Box, Specialty..... 251–252

Box, Spline..... 236, 251

Box, Striking..... 262–263

Box, Torque Interchangeable
Heads..... 290–291

Box, Tubular..... 264

British Standard..... 246

Cam Belt..... 675

Carburetor 562
 Caster Camber 607
 Chain, Strap 274
 Clutch 618
 Combination 232-235, 239-247
 Combination, Flare Nut 255-256
 Combination, Flex-Combination 235, 246
 Combination, Hex, TORX® 268
 Combination, Ratcheting Box 232-235
 Combination, Spline 247
 Combination, T-Shape, L-Shape 265-267
 Crowfoot -1/4" Drive 256-257
 Crowfoot -3/8" Drive 257-260
 Crowfoot -1/2" Drive 260-261
 Diesel 418-423, 425
 Differential 613
 Distributor 563
 Double End 252, 255-256
 Fan Clutch, Cooling 648-649
 Flank Drive®, Flare Nut 255-256
 Flank Drive®, Flank Drive® Plus, Adjustable 272
 Flank Drive®, Flank Drive® Plus, Combination 232-233, 239-246
 Flank Drive®, Flank Drive® Plus, Flare Nut, Crowfoot, 1/4" Drive 256
 Flank Drive®, Flank Drive® Plus, Flare Nut, Crowfoot, 3/8" Drive 257
 Flank Drive®, Flank Drive® Plus, Flex Head 246
 Flank Drive®, Flank Drive® Plus, High Performance 236, 249-250
 Flank Drive®, Flank Drive® Plus, Offset Box 247-250
 Flank Drive®, Flank Drive® Plus, Open End Crowfoot 256-257
 Flank Drive®, Flank Drive® Plus, Ratcheting Box 232-233, 236
 Flank Drive®, Flank Drive® Plus, Specialty Box 251-252
 Flank Drive®, Flare Nut 255-256
 Flare Nut 255-257, 259, 418
 Flare Nut, Crowfoot 257, 259
 Flare Nut, Torque Interchangeable Heads 293-294
 Flex Head, Combination 235, 246
 Flex Head, Ratcheting Box 235, 239
 Four Way 254
 Fuel Filter 419-420, 557
 Fuel Line 418, 420
 Fuel Pump 418
 Fuel Sensor, Diesel 425
 Fuel Sensors 560-561
 Governor Gap 420
 Half Moon 251
 Headlight 718
 Heavy Duty 262-264
 Heavy Duty, Impact 476-480
 Heavy Duty Rack 608
 Heavy Duty Truck 432
 Hex, Combination T and L-Shape 265-267

Hex, Ratcheting 421, 423, 433, 437
 Hex, T-Shape 265-267
 High Performance 236, 249-250
 Ignition 253, 675
 Ignition Modular 563
 Impact, Air 474, 476-480, 482
 Impact, Cordless 455, 457-459, 463
 Injector 419
 Latch-on® 238
 L-Shape 265-267, 269-271
 Midget 235, 246, 248
 Motorcycle 421, 433
 Multi-Spline 270
 Nonconductive 351
 Offset Box 615
 Oil Filter 424, 436, 659-662
 Open End 252-257
 Open End, Combination 232-235, 239-247
 Open End, Crowfoot 256-259
 Open End, Flare Nut Combination 255-256
 Open End, Flex Combination .. 235, 246
 Open End, Ratcheting Box 232-235
 Open End, Spline 247
 Open End, Torque Interchangeable Heads 292-293
 Open End, Tubular 264
 Organizers 88-89
 Oxygen Sensors 560-561
 Pan Plug 659
 Persuaders, Valve 274, 438
 Pipe 272, 396
 Pliers 273
 Pump 418
 Push Rod 420
 Radiator Cap 645
 Railroad 303, 439
 Ratcheting Box, A/C Service 642
 Ratcheting Box, Battery Terminal .. 629
 Ratcheting Box, Combination 232-235
 Ratcheting Box, Crowfoot 260
 Ratcheting Box, Double Box.. 236-238
 Ratcheting Box, High Performance 236
 Ratcheting Box, Nonconductive 351
 Ratcheting Box, Spline 236
 Ratcheting Box, T-Handle 237
 Ratcheting Box, Torque Interchangeable Heads 289
 Ratcheting Hex 433, 441, 443
 Ratcheting, Open End 232-235
 Ratcheting Tap 388
 Refrigeration 642
 Serpentine Belt 421, 668-669
 Sets 232-264
 Slack Adjuster 432
 Slimline 253
 Spanners 274, 642
 Special Purpose, Application 274
 Specialty 251-252
 Spline 236, 247, 251
 S-Shape 252
 Stands 267

Starter Bolt 419-420
 Strap 274
 Striking 262-263
 Tamper Resistant 271
 Tap 384-385, 388
 Tension Pulley Spanner 675
 T-Handle, T-Shape 237, 265-267
 Torque 276-285, 288, 290-291, 295, 598
 Torque, Pneumatic 303
 TORX®, Folding Sets 268
 TORX®, TORX Plus®, L-Shape ... 266, 271
 TORX®, TORX Plus®, Box 251, 615
 TORX®, T-Shape 266
 Transmission 615
 Tubular 264
 Tubular Handles 263
 Turbo, Diesel 423
 Vacuum Pump 435
 Valve Adjuster 418
 Valve Persuader 438

Z

Zeus™ with Intelligent Diagnostics 756, 762

OEM Application List

BMW®/Mercedes Benz®

Body

102STMMML 1/4 2PC BU 110
 106FLIPSET 1/4DR 6PC ME 115
 AWSGTRP20 MER MIR 266
 FLCE120 3/8DR E12 149
 IMDM4110 41MM SH SCK 606
 RRT105 CAR STER R 717
 S6810 10MM FLIP SCK 115

Brake

BBW1270 3PC 11MM BRK B 706
 FSE200 E20 UNVRSL 149
 S6111 BRK WR 11M 706

Cooling System

HCP10 PLIERS 649
 RCR1 RAD CP REM 645
 SVT275A COOL SYST 647
 TA245A RAD TES 646
 TA246A RAD TES 646
 TA32A RAD TES 646
 TA33A RAD TES 646
 TA345A RAD TES 646
 TA346A RAD TES 646
 TA44 RAD TES 646
 TA445 RAD ADAP BMW 646
 TA446 RAD CP ADAP 646
 TA45 RAD CP 646
 TAB10044 RAD ADAP MER 647

TA33A RAD TES 646
 TA34A RAD TES 646
 TA46 RAD TES 646
 TA47 RAD CAP 646
 TAB10034 RAD ADAP FOR 647
 TAB10046 RAD ADAP FOR 647

Diesel

EEDF400-2 EGR ADP 426, 552
 FFW2 DUAL FUEL OI 422
 FGPT FORD GLOW PL 422
 K1820A T70 TORX SOC 193
 MB5D BRI BR 416, 418, 422
 MB73A BRUSH 422
 PSWT10K 10MM POWERST 423
 S6196KR FORD ICP SEN 422
 S6340E T40 TORX SOC 423
 TAP1225 TURB VANE PLR 423
 YA1140 CRWFT SOC SET 423

Engine Service

A119C OIL PRESS 669
 A121A SOCKET 669
 ADT30KT ALT PULLEY KIT 671
 CJ124A P/S PULLER 402
 FRT12 THREE VALVE ... 377, 670
 FTXL40E XTR LNG TORX 154
 OFFM THREADED
 OIL FILLER 663
 S6160 12MM 8IN L 670
 S6193 10MM SOCKET 670
 S6194 12MM SOCK 428
 YA7200 MDULE WRNCH 675
 YA9350B SERPENTINE B 672

Fuel & Engine Systems

EEDF502 FUEL PRESS TEST 556
 EEPV314C DIES COMP ADPT 551
 EEPV317C DIES COMP ADPT 551
 EEPV5G16T M16X1.5 TRIT 550
 S8564B DIST WR 563
 S9707 DIST WR 563
 SWR1A OXYGEN SENSO 560

Heavy Duty Truck Tools

S6190A FORD IPR SOC 428
 SRDM624 LONG 24MM TO 432

Lubrication

OFGMFORD GM AND FORD 663
 OFHON33 HONDA OIL FI 663
 S3624 36/24 MM 424, 659
 OFKIT OIL FILTER KIT 664

Miscellaneous Tools

FTXR40TPE 3/8DR T40 154

Motorcycle Service Tools

S9704RHS 13/16 RETE 379, 433
 S9724RHS 5/8 RETE 379, 433

Pullers

CJ131P PULLER SET 401
 CJ134 PULLER 401
 CJ138 PULLER INSTL 402

Spark Plug Tools

FRT10 FORD SPK P 377

FSPK FORD SPK P 376
 FSPPRK FORD PORC 376
 S9714MKL 14MM SPK P 379
 S9714MKMAG .. 14MM SPK P 377
 S9716KA 9/16 SPK 172, 379
 S9716KL 3/8DR 9/16 378
 S9716KLMAG ... 9/16 SPK P 377
 S9716KR SPK PLUG S 378
 YA6845 SPK PLUG B 377

Testing & Electronics

SGTT110 10PC TERM 549
 YA500F FORD TERM 549

Tire & Wheel

ANS7269A AXLENUT SOCK 599
 BJP1 BALL JNT P 605
 BJP1-25B BALL JNT ADPT 605
 BJP1-27A BALL JNT ADPT 605
 FHP1 FORD HUB PUL 612
 IMFMS21 SEMI DEEP SK 161
 IPFM21C 3/8 21MM 6 163
 IPLFM21A 3/8DR DEE 164
 IPSFM21A 21MM SEMI DE 163
 IPSFM22A 22MM SD SWIVEL 163
 IPSFM24A 24MM SD SWIVEL 163
 IPSM18 1/2DR 18MM S 202
 IPSM21 21MM SEMI DE 202
 IPSM22 1/2DR 22MM S 202
 LSR1570 THNWALL FLP 596
 S6109A SOCKET 599
 S6146 SOCKET 599
 SIMML210 1/2DR 21M 598
 SNS2467 4 LG 4WD SPIN 600
 SNS2770 6 LG 4WD SPIN 600
 SNS3195 4 LG W EXT SPIN 600
 SNS3246 4 WD SPIN NUT 600
 YA2224 TIE ROD WR 608

Transmission/Drive Line

211EFTXRTPY ... TR TORX PLUS 116
 CJ193 PULLER SET 618
 CJ193-1-1 TRS PUL ADPT 618
 FIH9057B FD TRAN DISC 615
 IPDF12A 3/8 12P 163
 LDTM3812 TRANS OIL CO 615
 M3586 3/4 DRIVE 613
 PFSXM914B 14MM SIVEL E 152
 YA7244A TRANS TOOL 615
 YA7646 FORD CLUTCH 618

Valve Service

YA188LR INST HARM BAL 674

GM®

Air Conditioning

ACT106B INSTALLER 641
 ACTUVGUNP3 .. PAG OIL 635

Battery Service

YA249 BOX WRENCH 629

Body

102STMML 1/4 2PC BU 110
 A161B DOOR TOOL 714
 A177A PAD TOOL 714

A179A PAD TOOL 714
 ASGD102BR TRIM PAD SET 713
 IPSFM22A 22MM SD SWIVEL 163
 IPSFM24A 24MM SD SWIVEL 163
 S6103A TRIM DRI 714
 S6810 8MM 10MM FL SK 115
 S9610 SOCKET 716
 S9614A TRIM DRI 714
 YA1201 DR PL REM 713

Brake

B1467A BR WR 700
 B1468 BR TOOL 702
 B1470 WRENCH 706
 BT10 BR SPR TOOL 701
 BT1360 BR RET 705
 BT27 GM BR SPR 271
 S6110A BR WR 700
 S6111 BR WR 11M 706
 S8184 BR WR 706
 STX70E T70 TORX SOC 193
 YA8610B 7PC BR CA 704

Cooling System

HCR1 HTR HOSE COU 648
 SVT262-28A COOL SYS 646
 SVT262-29 RAD CAP ADP 646
 TA246A RAD TEST 646
 TA32A RAD TEST 646
 TA33A RAD TEST 646
 TA34A RAD TEST 646
 TA36GM RAT TEST A 646
 TA37 CAP ADAP 646
 TA38C CAP ADAP 646
 TA39A 44MM CAP ADAP 646
 TA56 RAD ADAP CHE 646
 TA57 SPRCHGR CAP 646
 TAB10034 RAD ADAP FOR 647
 TAB10056 RAD ADAP CHE 647
 YA6120 FAN CLCH W 649
 YA6160 FAN CLCH W 648

Diagnostics

EAA0355L10A.... GM®-1 ADAPTOR 769
 EETM306A06 ... COIL IN CAP1 771

Diesel

EEPV312C GLOW PLUG ADP 551
 IPK1170 INJ PLR KIT 425
 M3503B SOCKET 421
 SWR3 WATER SENSOR 424
 TVS1240 TURBO VANE SOC ... 425
 YA6925 GM DURAMAX F 425

Engine Service

A119C OIL PRESSURE 669
 A121A SOCKET 669
 ADT30KT ALT PULLEY KIT 671
 CJ124A P/S PULLER 402
 CJ147A GM PR STRG 671
 SBT12 ECOTEC TENS 673
 SAM10LE 1/2D 10MM L 194
 YA6490A HARM PUL 402
 YA6555 GM OIL PMP 669
 YA9350B SERP BELT 672

Fuel & Engine Systems

A227556
 EEPV312D DIESEL COMP ADP ... 551
 FID8320 NOID LIGT558
 FID8339 NOID LIGT558
 FID8340 NOID LIGT558
 FIH500 FUEL LINE DI556
 FLR630 FUEL TANK TOOL557
 LDTJT5 JIFFY-TITE SET557
 M3515 WRENCH 563
 M3564C ADAPTOR 551
 S6134 DIST WR 706
 S9622 DIST WR 563
 S9626 DIST WR 563
 YA9375B OXY SENSO 561

Lubrication

A106 OIL FILTER SOCK 659
 OFA35 2PC ADPT SET 663
 OFGMFORD GM AND FORD 663
 OFKIT OIL FILT KIT 664
 OFTOY38 TOY LEX 663
 S3624 36/24 MM424, 659
 S9615A BOX WRENCH 659

Miscellaneous Tools

207EFTXY TORX DR ST 153
 FLCE180 E18 TORX SOCK149
 FLEP180 18EP TORX PL149
 FTX47E 47 TORX DRV ... 153, 154
 FTX47E2 TORQ BIT 153, 154
 FTX500E2 TORX BIT 154, 204
 GFTX500E TORX DRVR 154
 IPSM15 1/2D 15M 202
 MTS1E SUP 158
 PSTX500E TORX DRVR 204
 SHORTORX TORX DRVR 318

Motorcycle Service Tools

S9704RHS 13/16 RETE 379, 433
 S9724RHS 5/8 RET 379, 433

Pullers

CJ131P PULLER SET401
 CJ134 PULLER401
 CJ145 GM PULLER401

Spark Plug Tools

S9723 GM SPARK PLU 379

Testing & Electronics

EEFF500 MAIN HARN533
 GMSTB25 GM MLTIFUNC 548
 SGT110 10PC TERM 549
 TT12KT TERM TL 549
 YA500GM TERM TL 549
 YAGM1 GM AIRBAG RE 548

Tire & Wheel

ANS1929A LCKNT WR 599
 ANS1930 LCKNT WR 599
 BJP1 BALL JNT P..... 605
 CC6630 GM CAMB CA 607
 IMFMS21 SEMI DP SOC 161
 IPFM21C 3/8 21MM 6 163
 IPSFM21A 21MM SEM DP163
 IPSM21 21MM SEM DP 202

IPSM22 1/2D 22MM S 202
 LSR1000A WHL LOCK K 598
 LSR1560 THINWALL FLI 596
 S6109A SOCKET 599
 S6146 SOCKET 599
 SIMDM300 1/2D 30MM 600
 SIMM360TW ... 1/2D 36MM 600
 SNS2467 4 LG 4WD SPDL 600
 SNS2770 6 LG 4WD SPDL 600
 SNS3246 4 WD SPDL NT 600
 WA7500 GM STRUT TL 609
 YA2223 15.5MM TIE R 608
 YA2224 TIE ROD WR 608

Transmission/Drive Line

FHRM10 10MM 3/8D616
 FIH9057B FD TRAN DISC 615
 FLEL80 3/8DR E8149
 FLEPL100 10EPL TORX P149
 IMDM360 36MM 1/2D613
 IPDF12A 3/8DR 12P163
 M3587 3/4DR PI613
 PFMTS4E MTS4E SPR158
 S6657 1/2D 57MM 12613
 SRP1C PLRS617
 YA3050 BOOT PLRS613
 YA3080 BOOT PLRS613
 YA9648 GM TRAN TL618

Valve Service

CJ146 PULL SET402, 674
 S6132A SOCKET 670, 676
 S6158 ENG BAR SKT..... 673
 YA188LR LNG RCH HAR BL674
 YA188LR-1 CEN SCR M16674
 YA6490A HARM PUL 402
 YA9140B VAL SPRG 677

Honda®/Acura®

Body

DPTM10 8MM SOCKET 121
 DPTM8 10MM SOCKET 121

Brake

S6110A BRAKE WR 700
 YA8610B 7PC BRAKE CA 704

Cooling System

SVT262-28A COOLING SYS 646
 SVT262-29 RAD CAP ADP 646
 TA38C CAP ADP 646
 TA39A 44MM CAP ADP 646
 YA9190 UNV DRN SKT 645

Diagnostics

EAA0355L77A ... HONDA®-1 ADAPTOR 769
 EETM306A08 ... COP4 ADP A 771

Engine Service

S6193 10MM SOC 670
 S6194 12MM SOC 428
 ADT30KT ALT PUL KIT671
 YA2675A SWIV ADP621

Fuel & Engine Systems

S6154 OXY SEN WR 560

S6176 OXY SENS SOC 560

Lubrication

OFA33 OIL FIL ADP 663
 OFHON33 HON OIL FI 663
 OFKIT OIL FIL KIT 664

Miscellaneous Tools

DPSM16 16MM SOC 203

Motorcycle Service Tools

HXD22 22MM HEX SOC 433

Spark Plug Tools

S9714MKL 14MM SPRK P 379
 S9714MKMAG .. 14MM SPRK P377

Testing & Electronics

SGTT110 10PC TERM 549
 SGT77 TERM TOOL 549
 SGT78 TERM TOOL 549
 SGT79 TERM TOOL 549

Tire & Wheel

BJP1-22A BALL JNT ADPT 605
 BJP1-24A BALL JNT ADPT 605
 BJP1HONDA HON BALL JNT..... 604
 FPS32E SHRT NUM 158
 LSRM2000 MET LUGNT 596
 YA6510 HON/ACU607
 YA6510-2 ACU INTEG 607

Valve Service

S6132A SOCKET 670, 676
 YA6010A HRM DMP TL674
 YA9140B VAL SPRG 677

Nissan®/Subaru®

Brake

S6110A BRAKE WR 700
 YA8610B 7PC BRAKE CA 704

Cooling System

SVT262-28A COOLING SYS 646
 SVT262-29 RAD CAP ADP 646
 TAB10036 GM FORD JAG 647

Engine Service

S6160 12MM 8IN L 670
 S6193 10MM SOCKET 670
 S6194 12MM SOCK 428
 S6214 SUBARU HEADB 670
 YA9680 CAMSFT TOOL 668

Fuel & Engine Systems

M3566C ADAPTOR 551
 S6176 OXY SENS SKT 560

Lubrication

OFHON33 HON OIL FI 663

Miscellaneous Tools

FLCE160 E16 TORX SOC149
 PFMTS1E MTS1E SUP158

Spark Plug Tools

S9714MK 14MM SPRK P 379
 S9714MKFUA ... 6PT 3/8DR377
 S9714MKL 14MM SPRK P 379
 S9714MKMAG .. 14MM SPRK P377
 S9714MKR 14MM SPRK P 378

Testing & Electronics
SGTT6A TERM TOOL 549

Tire & Wheel
BJR1 BALL JNT SOC 606
BJR2 BALL JNT SOC 606
BWDM412 IMP SOC 602
YA2224 TIE ROD WR 608
YA6870 SUBU REAR 608
YA6870-1 6PT 22MM 16 608
YA6870-2 17MM/19MMC 6 608

Transmission/Drive Line
FTX50TPE TORX PLS BI 154
IPLFM16A 16MM 6PT DP 164
K1820A T70 TORX SOC 193
SLEPL200 20EPL TORX P 615

Valve Service
YA6380 CAM SEAL INS 676
YA9140B VALVE SPR..... 677

Toyota®/Lexus®/Scion®

Body
ASGD102BR TRIM PAD TL ST 713

Brake
BT20 BR SPR TL..... 701
S6004 BR ADJ TL 703
S6005 BR ADJ TL 703
YA8610B 7PC BR CA 704

Cooling System
HCP10 PLIERS 649
TAB10048 RAD ADAP TOY 647
YA9190 UNV DRN SKT 645

Diagnostics
EETM306A05 ... COIL INCAP2 I 771
EETM306A13 COIL ON PLUG 771
EETM306A14 COP11 ADPTR 771

Engine Service
ADT30KT ALT PULLEY KIT 671
FADM8E 8MM/HEX SCKT 156
FADM8LE 8MM LNG DBL 156
S6193 10MM SOC 670
S6194 12MM SOC 428, 670
YA1350 TOY WATER PUM 671
YA65500 TOY LEX 675
YA9350B SERP B 672
YA9680 CAMSHFT TL 668
YA9730 TMG BLT TL 668

Fuel & Engine Systems
M3565C ADAP 551
M3566C ADAP 551
YA6675B SHIELDED O2 561

Lubrication
OFA38 OIL FILT ADP 663
OFKIT OIL FILT KIT 664
OFTOY38 TOY LEX 663
OFTOY468 TOY OIL FILT 661
OFWTOY3KTA ... TOY 3PC O 661

Miscellaneous Tools
FLCE140 E14 TORX SOC 149

FLCE160 E16 TORX SOC 149

Spark Plug Tools
S9714MK 14MM SPK P 379
S9714MKFUA ... 6PT 3/8D 377
S9714MKL 14MM SPK P 379
S9714MKMAG .. 14MM SPK P 377

Testing & Electronics
SGTT110 10PC TERMINA..... 549
SGTT7 TERM TOOL 549
SGTT8 TERM TOOL 549
SGTT9 TERM TOOL 549

Tire & Wheel
B2193 3/8DR 5PT 603
IMDM390 39MM 1/2 600
LSR1560 THINWALL FLI 596
LSRM2000 METRIC LUGNU 596
SIMDM300 1/2D 30M 600
YA2218 18MM TIE ROD..... 608
YA6540 AXLE LOCK NUT KI ... 600

Transmission/Drive Line
FHRM12 12MM 3/8D 616
PFSXM910B 10MM SWIVEL 152
PFSXM912B 12MM SWIVEL 152

Valve Service
M2112PK 2PK OF LEX 677
M2113 LEX V8 SPR 677
YA6380 CAM SEAL INS 676
YA8825 VALV TOOL 676

VW®/Audi®

Body
RRT105 CAR STER R 717
S8703 SOCKET 717

Brake
BBW1270 3PC 11MM BR B 706
FTSM4E 4MM TRIP S 157, 704
FTSM5E 5MM TRIP S 157, 704
FTSM6E TRIP SQ DR..... 157, 704
S5912 BR TOOL 703
S6111 BR WR 11M 706
YA8610B 7PC BR CA 704

Cooling System
HCP10 PLIERS 649
TA16B RAD TES 646
TA23A RAD TES 646
TA30A RAD TES 646
TA31A RAD TES 646
TA40 RAD CAP 646
TA41 RAD TES 646
TAB10022 RAD ADP VW 647
TAB10031 RAD ADP VW 647
TAB10041 RAD ADP AUD 647
YA6210 BMW FAN CL 648

Diagnostics
EETM306A07 ... COIL ON PLG 771

Diesel
IPK1220 INJ PULL KIT 425
S6104B FUEL INJ SOC 425

Engine Service
ADT30KT ALT PULLY KIT 671
FTSM8E TRIP SQ DR..... 157
FTSM10E TRIP SQ DR..... 157
S5902 615, 669
STSM10LE 10MM TRP SQ SO 195
STSM12E TRIP SQ DR..... 195
STSM14E 14MM TRIP 195
STSM16E 16MM TRIP 195
STSM18E 18MM TRIP 195
TSS7KIT TRIP SQ 195
YA6760 VW AUDI TIME 675
YA8640 CAM WRENCH 675

Fuel & Engine Systems
GANM27 3/8 27MM C 560
SWR2 SQ DR 560

Lubrication
S3624 36/24 MM 424, 659

Miscellaneous Tools
S6324 24MM SKT 203

Testing & Electronics
SGTT110 10PC TERM 549

Tire & Wheel
GAW1290 ALIG WRN 607
IMDM320 32MM 1/2D 198, 600
LAWM17E 3/4DR 17M 214
LAWM19E 3/4DR 19M 214
SIMDM300 1/2DR 30M 600
WHV2 WHEEL HANGER SET 598
YA8730 NUT SOC 609

Transmission/Drive Line
CPT110A SOCKET 616
FHRM7 7MM 3/8D 616

Valve Service
YA8825 VALVE TOOL 676
YA8825-1 SPAC WDGE 676

Official Website
www.snapon.com

US Customer Service
1-877-762-7664
www.snapon.com
Click on Customer Service in upper right corner of website

Canada Customer Service
1-866-824-0524
www.snapon.com
Click on Customer Service in upper right corner of website

Snap-on Corporate
www.snapon.com/corporate
Request a Franchisee or Snap-on Representative
www.snapon.com
Click on Find a Franchisee in the upper right corner of website

Own a Snap-on Franchise
www.snaponfranchise.com

Snap-on Credit
1-877-777-8455
www.snaponcredit.com

Snap-on Racing
www.snapon.com/racing

Snap-on Business Solutions
www.sbs.snapon.com

Snap-on Tools International LLC (Foreign Military, US Exports and Distributors)
1-800-786-6600 ext 6473
www.snapon.com/international

Find us on...



www.youtube.com/snaponscanner



www.facebook.com/SnaponTools



www.twitter.com/snapon_inc

Hand Tools
www.snapon.com/handtools

Power Tools
www.snapon.com/powertools

Tool Storage
www.snapon.com/toolstorage

Diagnostics
www.diagnostics.snapon.com

Diagnostics Product Support
1-877-447-6276
diagnostics_Support@snapon.com

Diagnostic Training – Online
www.diagnostics.snapon.com/trainingsolutions

Shop and Technician Tools
www.snapon.com/shoptools

Technical Support

Specialty Meters (circuit testers and multimeters)	1-888-382-6522
Trailer Harness Testers and Adaptors (YA7900A, YA7900AP, LT series)	1-888-786-7899
Handheld Gas Analyzers (all HHGA)	1-888-717-1333
Carbon Monoxide Analyzer (MT706A)	1-888-382-6522
Diagnostic Smoke™ Vapor Producing Machines	1-800-901-1988
Battery Chargers (EEBC100, 400, 500 and accessories)	1-866-713-6007
Electronic Battery Tester (EECS150, 350, 550, 750, DTac and microvat)	1-866-592-8052
ECO™ PLUS A/C Service Center, KoolKare Plus (EEAC325A, EEAC325B, EEAC324A, EEAC324B)	1-866-769-2788
Wheel Balancers and Tire Changers	1-800-225-5786
Pin Plates and Collet Sets (EEWB3-1A and EEWB3-4)	1-800-242-6687
TPMS3 Technical Support	1-888-621-8767
MIG/TIG Welders and Plasma Cutters	1-800-ABC-WELD
Heavy Duty Transmission Fluid Exchangers (EETF303B, EETF304B, EETF306A)	1-800-303-5874
BrakeKare™ Brake Flush System (EEBR311A)	1-800-393-1272 ext. 230
TransKare™ 1 ATF Exchanger (EETF305A)	1-877-906-1395, press 3 for technical support
FuelKare™ Fuel Service System (EEFS305A)	1-877-906-1395, press 3 for technical support
Fuel System Decarbonizer (EEFS505A)	1-877-776-8486
Blast Cabinet (All YA cabinets)	1-800-253-3661
Solvent Based Parts Washers (all PBC and PBD washers)	1-800-253-3661
Gauge Sets (Compression, Fuel Injection and Pressure)	1-855-779-8880

Snap-on General Contacts – International

Snap-on Australia Customer Service
1-800-810 581
www.snapontools.com.au

Snap-on Japan
www.snapon.co.jp

Snap-on Germany
www.snapon.de
+49-3723-6682012
E-mail: decustomerservice@snapon.com

Snap-on International
www.snapon.com/international

Snap-on Italy
www.snapon.it

Snap-on Mexico
www.snapon.com.mx

Snap-on Netherlands/Belgium
www.snap-on.eu
+31-251-209715
E-mail: nlcustomerservice@snapon.com

Snap-on UK
www.snapon.co.uk

Snap-on UK Customer Service
01536 413990
E-mail: kettcustomerservice@snapon.com

Government and Industrial

Snap-on Industrial
www.snapon.com/industrial

Snap-on Industrial Customer Service, US
1-877-740-1900
E-mail: order.crystallake.rcsc@snapon.com

Snap-on US Government Customer Service
1-888-418-5600
Fax: 1-888-418-5900
E-mail: contract.sales@snapon.com

Canada Industrial and Government Customer Service
1-888-451-8665
Fax: 1-888-447-8665
E-mail: canadacustomercare@snapon.com
Francais: canadasericealclientele@snapon.com

Snap-on Tools International LLC (Foreign Military, US Exports and Distributors)
1-800-786-6600 Ext 6473
Fax: 1-262-656-4672
emails: Intl.sales@snapon.com

Snap-on Industrial Europe
www.snaponindustrial.eu

Snap-on Industrial UK
www.snapon.com/uk/industrial
Industrial and Government Customer Service
01536 413904
E-mail: industrialuk@snapon.com

Industrial Customer Service Australia
1800 811 480
E-mail: sota.ind.customerservice@snapon.com

Snap-on Equipment
www.snaponequipment.com
Equipment Service – North America
1-800-225-5786

SNAP-ON TOOLS INTERNATIONAL LLC

2801 80th Street
Kenosha, WI 53143

Telephone: For general inquiries 262-656-5200 (For export inquiries from within the USA) 1-262-656-5288 or 1-262-656-5119

Fax: 1-262-656-1403 / 1-262-656-0837

e-mail: intl.sales@snapon.com

European Division Office – North

Ylisenkatu 39
23500 Uusikaupunki, Finland
Telephone: 358-400-536351
Fax: 358-401-536351
e-mail: european.division.north@snapon.com

European Division Office – South

2801 80th Street
Kenosha, WI 53143
Telephone: 1-262-656-5288
Fax: 1-262-656-1403
e-mail: european.division.south@snapon.com

Asia/Pacific Division

25 Tagore Lane #01-02
Singapore 787602
Telephone: +(65) 6459-2712
Fax: +(65) 6459-1520
e-mail: asia.pacific.division@snapon.com
Internet: http://snapon.com.sg

Latin America Caribbean Division

7990 SW 117th Ave
Suite 134
Miami, FL 33183
Telephone: 786-254-7765
Fax: 786-534-8859
e-mail: latinamerica.caribbean@snapon.com

South East Europe – Middle East/Africa (SEEMEA) Division

P.O. Box 65 033
Athens 15410, Greece
Telephone: +30 210 6724828
Fax: +30 210 6725754
e-mail1: seemead@snapon.com
e-mail2: south.east.europe.me.division@snapon.com

United Kingdom:

Snap-on Tools – Head Office and Distribution Centre

Telford Way
Kettering
Northants NN16 8SN, England
Telephone: 01536 413800
Fax: 01536 413900

Industrial – Government and Education,

Sales Division – Snap-on Tools

Industrial Business Centre
38A Telford Way, Kettering
Northants NN16 8UN, England
Telephone: +44 (0)1536 413904
Fax: 01536 413874
e-mail: industrialuk@snapon.com

U.K. Service Center

Snap-on Tools Ltd.
Telford Way,
Kettering
Northants NN16 8UN, England
Telephone: 01536 413800
Fax: 01536 410740

Snap-onTools (Australia) Pty LTD.

National Distribution Centre
80 Holbeche Road
P.O. Box 6077
Blacktown, NSW 2148 Australia
Telephone: (61) 2-9837-9100
Fax: (61) 2-9837-9199
e-mail: sota.customerservice@snapon.com

Snap-on do Brasil Comércio e Indústria Ltda.

Rua Juscelino Kubitschek de Oliveira, 470
Santa Bárbara d'Oeste, SP
13456-401 Brazil
Telephone: +55 (19) 2108 1000
Fax: +55 (19) 2108 1040
e-mail: IndustrialBrazil@snapon.com
www.snapon.com.br

Snap-on Tools B.V. – Netherlands

Snap-on Tools B.V.
De Trompet 2100
1967 DC HEEMSKERK
The Netherlands
Telephone: +31 (0) 20 5682666
Fax: +31 (0) 20-5682670
e-mail: benelux.info@snapon.com
Internet: www.snapon.com/nl

Snap-on Industrial Belgium & Luxembourg Division

SNA Germany GmbH
Willettsstrasse 10
40822 Mettmann
Germany
Telephone: +32-(0)14-231967
Fax: +32-(0)14-232627
e-mail: industrial.be@snapon.com
Internet: www.snapon.com/eu/industrial

Snap-on Dealer Group Germany Division

Geschäftsbereich Snap-on Tools
SNA Germany GmbH
Gewerbering 1
09337 Hohenstein-Ernstthal / OT Wustenbrand
Germany
Telephone: +49-(0)3723-66820-12/13
Fax: +49-(0)3723-66820-14
e-mail: decustomerservices@snapon.com
Internet: www.snapon.de

Snap-on Industrial Belgium & Luxembourg Division

SNA Germany GmbH
Auf dem Hüls 5
40822 Mettmann
Germany
Telephone: +32-(0)14-231967
Fax: +32-(0)14-232627
e-mail: industrial.be@snapon.com
Internet: www.snapon.com/eu/industrial

Snap-on Industrial International Division

SNA Germany GmbH
Willettsstraße 10
40822 Mettmann
Germany
Telephone: +33-(0) 3 88 65 61 50
Fax: +33-(0) 3 88 65 61 51
e-mail: snapon-intl.europe@snapon.com
Internet: www.snapon.com/eu/industrial

Snap-on Industrial Germany Division

SNA Germany GmbH
Willettsstraße 10
40822 Mettmann
Germany
Telephone: +49-(0)2104-950-911
Fax: +49-(0)2104-950-999
e-mail: Indus.germany@snapon.com
Internet: www.snapon.com/eu/industrial

Snap-on Industrial USA Government Business Unit

SNA Germany GmbH
Willettsstraße 10
40822 Mettmann
Germany
Telephone: +49-(0)2104-950-928
Fax: +49-(0)2104-950-955
e-mail: Indus.germany@snapon.com

Snap-on Industrial Netherlands Division

SNA Germany GmbH
Willettsstraße 10
40822 Mettmann
Germany
Telephone: +31-(0)880 104000
Fax: +31-(0)880 104010
e-mail: industrial.nl@snapon.com
Internet: www.snapon.com/eu/industrial

Snap-on Tools Italia S.r.l.

via Bizet, 43/45
20092 Cinisello Balsamo (MI), Italy
Telephone: +39 02 66 04 53 70
Fax: +39 02 61 29 78 15
e-mail: indus.italia@snapon.com
Internet: www.snapon.com/eu/industrial

Snap-on Tools Japan, K.K.

Snap-on, Bahco
2-1-6 Shinkiba, Koto-ku,
Tokyo, 136-0082 JAPAN
Telephone (Franchisee): +81-3-5534-1280
Telephone (Commercial): +81-3-5534-1293
Fax: 81-3-5534-1284
e-mail: SOJ-INFO@snapon.co.jp
Industrial: +81-3-5534-1281
OEM/National Accounts: +81-3-5534-1300
Bahco/Distribution: +81-3-5534-1301

SNAP-ON TOOLS INTERNATIONAL LLC

2801 80th Street
Kenosha, WI 53143

Telephone: For general inquiries 262-656-5200 (For export inquiries from within the USA) 1-262-656-5288 or 1-262-656-5119

Fax: 1-262-656-1403 / 1-262-656-0837

e-mail: intl.sales@snapon.com

Snap-on Tools Singapore Pte. Ltd.

25 Tagore Lane #01-01
Singapore 787602
Telephone: +(65) 6451-5570
Fax: +(65) 6451-5574
e-mail: enquire.cs@snapon.com
Internet: http://snapon.com.sg

Snap-on Tools Singapore Pte. Ltd Malaysia Branch

B-6-10, Street Mall, One South
Jalan OS, Taman Serdang Perdana
43300 Seri Kembangan
Selangor, Malaysia
Telephone +(60-3) 8957 1938
Fax +(60-3) 8957 2938
e-mail: enquire.cs@snapon.com

Snap-on Tools Singapore Pte. Ltd Philippines Branch

Unit 801 Prime Land, Market St.
Madrigal Business Park, Ayala Alabang
Muntinlupa City, 1781 Philippines
Telephone: +(63-2) 843 7935
Fax: +(63-2) 843 7730
e-mail: enquire.cs@snapon.com

Snap-on Tools Singapore Pte. Ltd Indonesia Branch

Graha Pratama Building
14th Floor
Jl.M.T Haryono Kav. 15
Jakarta 12810, Indonesia
Telephone: +(62-21) 8370-9611
Fax: +(62-21) 8370-9612
e-mail: enquire.cs@snapon.com

Snap-on Tools Singapore Pte. Ltd Thailand Branch

Talomsin Bulding
924 Rama 3 Road
Bangpongpang Yannawa
Bangkok 10120, Thailand
Telephone: +(66) 2294-9660
Fax: +(66) 2294-9665
e-mail: enquire.cs@snapon.com

Snap-on Trading (Shanghai) Co., Ltd.

Unit 2001-2005, Cross Tower
318 Fuzhou Road, Shanghai 200001
P. R. China
Telephone: +(8621) 6391-2388
Fax: +(8621) 6391-2382
e-mail: esales.cn@snapon.com
Internet: www.snapon.com.cn

Snap-on Trading (Shanghai) Co., Ltd. Beijing Branch

Room 307 Tower A, Grand Pacific Building
8A Guanghua Road
Beijing 100026
P.R. China
Telephone: +(8610) 6581-8838
Fax: +(8610) 6581-6681
e-mail: esales.cn@snapon.com
Internet: www.snapon.com.cn

Snap-on Tools Hong Kong Ltd.

Unit 2010, 20/F., Laford Centre,
838 Lai Chi Kok Road,
Cheung Sha Wan, Kowloon
Hong Kong
Telephone: +(852) 2370-3700
Fax: +(852) 2370-3400
e-mail: esales.hk@snapon.com
Internet: www.snapon.com.hk

Snap-on Tools Singapore Pte. Ltd. Taiwan Branch

3F-4, No.9, Wuquan 1st Road,
New Taipei Industrial Park,
Xinzhung District 24892
New Taipei City, Taiwan (R.O.C.)
Telephone: +(886) (2)-2298 9789
Fax: +(886) (2)-2298 2288
e-mail: esales.tw@snapon.com

Snap-on Tools Korea Ltd.

#505, Bldg 301, Bucheon Techno Park
Block 3
365 Samjung-dong, OhJung-Gu
BuCheon City, GyeongGi-Do 14501
Korea
Telephone: +(8232) 326-7310
Fax: +(8232) 326-7312
e-mail: enquire.cs@snapon.com
Internet: www.snaponKorea.kr

Snap-on Tools Private Limited Head Office and North Region Office

6/2 Begumpur Khatola, 39 Milestone
Behind Grace Toyota Showroom, NH-8,
Gurgaon - 122004,Hararyana
India
Telephone: 0124-4599700
Fax: 0124-4056866
e-mail: esales.in@snapon.com.
Internet: www.snaponindia.in
Toll Free No: 1800-419-0450

Snap-on Tools Private Limited Western Region Office (Mumbai)

Dilkap Chambers 404/406, 4th Floor
Fun Republic Lane,
Nr. Bansali Engineering
Veera Desai Road, Andheri West
Mumbai - 400053, Maharashtra, India
Telephone: 022-67020909/400
Fax: 022-67413788
e-mail: esales.in@snapon.com

Snap-on Tools Private Limited Southern Region Office (Bengaluru)

#132, Palace Cross Road
Near Palace Garden Apartment
Bengaluru - 560020,
Karnataka, India
Telephone: 080-65375197/98/99

Snap-on Tools Private Limited North Region - Chandigarh Branch

House No. 3235, 2nd Floor
Sector - 27D
Near Radha Swami Satsang Vyas
Chandigarh -160019, India
Telephone: 07814087650,
07814187650

Snap-on Tools Private Limited North Region - Lucknow Branch

Flat No. 806
Kalindi Ville
116-117, Vijayeeipur Faizabad Road
Gomti Nagar, Lucknow-2260610,
Uttar Pradesh, India

Snap-on Tools Private Limited South Region - Chennai Branch

Flat # N, "Cee Dee Yes Enclave", Old # 1/3
New # 27, Kumaran Colony
Third Street, Vadapalani
Chennai - 600026, Tamil Nadu, India
Telephone: 044-43021304

Snap-on Tools Private Limited South Region- Hyderabad Branch

1-8-308/4, 1st Floor, Beside Bajaj Service
Street # 1, Patigadda
Secunderabad - 500003, Telangana, India
Telephone: 040-27907650

Snap-on Tools Private Limited East Regional Office -Kolkata

40/6 A, Ballygunge Circular Road
Near Ballygunge Phari
Kolkata-700019, West Bengal, India
Telephone: 033-40081440 / 441

Snap-on Tools Private Limited West Region - Pune Branch

GAT No. 2328/1, Chowkhi Dhani Road,
Off Nagar Road, Wagholi,
Pune-412207, Maharashtra, India
Telephone: 08956322112,
08956422112

Snap-on Tools Private Limited West Region - Ahmedabad Branch

A- 404, Pravah Apartment
Nr. Judges Bungalow, Bodakdev
Ahmedabad - 380015, Gujarat, India
Telephone: 079-40051416

Snap-on Tools Private Limited OTI Region - Sri Lanka

C/o 7A Castle Lane
Colombo-00400, Sri Lanka
Telephone: +94 11 2055162
Fax: +94 11 2055163

Snap-on Tools Private Limited OTI Region - Pakistan Branch

Office #205, Second Floor
Progressive Plaza, Beaumont Road
Civil Lines, Karachi-75300, Pakistan
Telephone: +92 321 1700444

Snap-on/Sun de Mexico S.A. de C.V.

Av. Gustavo Baz No. 180-F
Col. San Jerónimo Tepetlacaalco
C.P. 54090
Tlalnepanitla, Estado de México
Telephone: +(52) 55 5010 3000
e-mail: contactanos@snapon.com
www.snapon.com.mx

Snap-on Tools Puerto Rico

9500 South Dadeland Blvd.
Tower South Office #601
Miami, FL 33156
Telephone: 1-305-670-1906
Fax: 1-305-670-1908
e-mail: latin.america.caribbean.
division@snapon.com

Snap-on South Africa

6 Hippo Park
12 Kubu Avenue
Riverhorse Valley
Durban 4051
South Africa
Telephone: +27 861 762 766
Fax: +27 861 762 767
e-mail: enquiries@snapon.co.za
Internet: www.snapon.co.za

Snap-on Canada - Industrial Sales Division

Snap-on Tools of Canada Ltd.
195A Harry Walker Parkway North
Newmarket, ON
L3Y 7B3 Canada
Toll Free: 1-888-451-8665
Toll Free Fax: 1-888-447-8665
email: Canadaindustrial@snapon.com
Internet: www.snapon.com/canada

Calgary Velocity & National Repair Centre

7403-48th Street S.E.
Calgary, Alberta T2C 4H6
Telephone: 1-403-720-0525
Toll Free: 1-800-263-8665
Fax: 1-403-720-0550
Toll Free Fax: 1-888-638-1111

Snap-on Canada - Industrial Sales Division

Snap-on Tools of Canada Ltd.
16775 Yonge Street Suite 300
Newmarket, ON
L3Y 8J4 Canada
Toll Free: 1-888-451-8665
Toll Free Fax: 1-888-447-8665
email: Canadaindustrial@snapon.com
Internet: www.snapon.com/canada

For specific product warranty information contact your franchisees or Snap-on Customer Care Center via 1-877-762-7664 or email: ncccsupport@snapon.com

Warranty for Products

Snap-on Logistics Company, or its assigns, ("Snap-on") warrants to customers who purchase products from authorized Snap-on distribution channels that Snap-on® brand products and Blue-Point® brand products will be free from defects in workmanship and materials for a duration described in each product's warranty code. The warranty duration depends upon the nature of the product. Prior to a product purchase, or if the product information for purchased product does not include a warranty code with the applicable duration, customer can obtain the product warranty code and warranty duration from a Snap-on franchisee or representative. If customer is not serviced by a Snap-on franchisee or representative, then the product warranty code and warranty duration may be obtained by contacting the Snap-on Customer Care Center via telephone at 1-877-762-7664 or e-mail ncccsupport@snapon.com. Outside North America, contact the closest sales office shown on pages 645-646. Consumable products are warranted, at the time of sale, only against defects in workmanship or materials that prevent their use. Consumable products are goods reasonably expected to be used up or damaged during use, including but not limited to drill bits, saw blades, grinding discs, sanding discs, knife blades, files, O2 sensors and batteries. To the extent permitted by law, this warranty only extends to the original customer and cannot be transferred or assigned.

During the applicable duration of the warranty, at its option, Snap-on will repair or replace its products which fail to give satisfactory service due to defective workmanship or materials, or provide a refund by repaying or crediting customer with an amount equal to the purchase price of such products. Repair, replacement or refund shall be at the election and expense of Snap-on, and is customer's exclusive remedy in place of all other rights and remedies. Any products or parts replaced or for which Snap-on has provided a refund are the property of Snap-on and will not be returned.

To obtain warranty service, return products to a Snap-on franchisee or representative.

For customers not serviced by a Snap-on franchisee or representative, contact the Snap-on Customer Care Center via telephone at 1-877-762-7664 or e-mail ncccsupport@snapon.com. Outside North America, contact the closest sales office shown on pages 645-646. The following information will be required with customer's warranty request: (1) date and proof of purchase, (2) where customer purchased the product, (3) full name, (4) shipping address, (5) phone number, (6) e-mail address, and (7) item number(s) or approximate weight of return package. Warranty requests that do not include all the required information will not be processed. Once the warranty request is validated, the customer will be provided a RGA number and will be sent a shipping label either electronically through e-mail or through the US mail, and must ship the product to Snap-on. Upon receipt of the product, the warranty claim will be reviewed and the product will be inspected. If the warranty request is found to be valid, the product will be repaired and returned to the customer or a replacement product or refund will be shipped to the customer. If the warranty claim is found to be invalid, the original product will be returned to the customer. By repairing or replacing a product, or providing a refund, Snap-on does not waive a claim that a product nevertheless has been subject to abnormal use.

If customer chooses not to (1) use a carrier that offers tracking or (2) insure or declare the full value of the product, customer will be responsible for any loss or damage to the product during shipping. Replacement or refund will not be issued unless a valid proof of delivery can be provided.

In addition to any limitations outlined in warranty codes provided with the product, Snap-on does NOT provide any warranty for (1) products labeled other than Snap-on or Blue-Point or (2) products subjected to "abnormal use". Products that are not labeled Snap-on or Blue-Point are subject to the warranty provided by the manufacturers of those products and Snap-on will pass along any such warranties, to the extent that it is permitted to do so, but it is not responsible for warranty services or processing warranty claims. "Abnormal use" includes misuse, accident, modification, unreasonable use, abuse, neglect, lack of maintenance, use in product related service, or use after the product is significantly worn. Abnormal use of tool storage units also includes, without limitation, situations when a unit is pulled using a mechanical vehicle, rolled over large drops, used in a highly corrosive environment, used as a step stool, modified with non-Snap-on parts, overloaded or modified in any way.

THE FOREGOING WARRANTY IS IN LIEU OF AND EXCLUDES ALL OTHER WARRANTIES NOT EXPRESSLY SET FORTH HEREIN, WHETHER EXPRESS, IMPLIED OR COLLATERAL, BY OPERATION OF LAW OR OTHERWISE, INCLUDING BUT NOT LIMITED TO ANY IMPLIED WARRANTIES OF MERCHANTABILITY OR FITNESS FOR A PARTICULAR PURPOSE. Descriptions of product contained in this catalog are for the sole purpose of identifying product and shall not be construed as an express warranty.

LIMITATION OF LIABILITY. SNAP-ON AND ITS AFFILIATED COMPANIES AND THIRD PARTY SUPPLIERS SHALL NOT BE LIABLE FOR ANY INCIDENTAL, SPECIAL OR CONSEQUENTIAL LOSSES, COSTS OR DAMAGES INCURRED BY CUSTOMER OR OTHERS, INCLUDING PERSONAL INJURY OR DEATH, DIRECTLY OR INDIRECTLY ARISING FROM THE SALE, HANDLING OR USE OF THE PRODUCTS, OR FROM ANY OTHER CAUSE WITH RESPECT TO THE PRODUCTS OR THE FOREGOING WARRANTY, WHETHER SUCH CLAIM IS BASED UPON BREACH OF CONTRACT, BREACH OF WARRANTY, STRICT LIABILITY IN TORT, NEGLIGENCE OR ANY OTHER LEGAL THEORY (INCLUDING WITHOUT LIMITATION, LOST PROFITS, REVENUES, ANTICIPATED SALES, BUSINESS OPPORTUNITIES, GOODWILL, OR INTERRUPTION OF BUSINESS OR OTHER INJURY OR DAMAGE).

To the extent allowed by applicable law, this warranty and all rights and obligations hereunder shall be governed by and construed in accordance with the laws of the State of Wisconsin, without reference to principles of conflicts of laws. The rights and obligations of the parties hereunder shall not be governed by the 1980 U.N. Convention on Contracts for the International Sale of Goods.

All parts of this warranty apply to the extent permitted by law and unless restricted or prohibited by law. You may have greater rights pursuant to the legislation of your jurisdiction. Any provision which is prohibited or unenforceable in any jurisdiction shall, as to such jurisdiction, be ineffective to the extent of such prohibition or unenforceability but shall not affect the enforceability of such provision in any other jurisdiction.

Your Safety Is Important To Us

Personal safety and the proper use of tools and equipment are reflected in safety statements found throughout this catalog. More safety precautions for these products are detailed on pages W1 to W4.

Using the right tool and using it properly for the job it is designed for are both very important. It will help to safeguard the user as well as the tools and equipment.

Important Notice

We reserve the right to make changes in design or construction at any time without incurring any obligation in incorporating such changes in tools or equipment previously sold. We also reserve the right to discontinue the manufacture or offering for sale through Snap-on franchisee or representatives of any tools or equipment at such time as we consider necessary. We cannot accept the responsibility for the results of using tools which have been abused or badly worn, such as punches and chisels mushroomed by hammer blows, or the incorrect use of tools, or tools repaired by others. This catalog is distributed by Snap-on Incorporated globally and not all items may be available in each country. For detailed information about the availability and pricing, please contact your local Snap-on representative.

Tool Dimension Accuracy

Dimensions shown in this catalog have been rounded to the nearest fractional size or nearest tenth millimeter and are not exact product specifications. Ask your Snap-on representative for product specifications if required.

ISO 9001 Certified

The Snap-on Quality Management System, including merchandised product procurement, is certified to ISO 9001

ISO 14001/OHSAS 18001 Certified

Snap-on facilities are guided by the Snap-on Environmental, Health and Safety Management System, which is certified to ISO 14001 and OHSAS 18001. These certifications demonstrate that the Snap-on Quality, Environmental, Health and Safety Management Systems conform to internationally recognized quality standards as verified by independent audits.



Trademarks

The following are trademarks, some registered in the United States and other countries, of Snap-on Incorporated:

Snap-on®, Blue-Point®, BrakeKare™, Crud Thug®, Docker Locker®, D-TAC™, Dual 80®, ECO™ PLUS, Electrotrork®, ETHOS®, Fast-Track®, Flank Drive®, Flank Drive® Plus, FuelKare™, InPulse™, Instinct®, ISO-Ride® and design, KOOL KARE™ PLUS, Lock'n Roll®, Loxocket®, MicroVAT™, Mitchell®, MODIS™, PowerBank™, PowerCab™, PowerEdge™, PowerFlex™, PowerHouse™, PowerTop™, Scanner™, ShopKey®, ShopKeyLive™, Slots-N-Dots™, SmartSmoke®, Snap-on Racing® and logo, SOLUS PRO™, SOLUS™, SOLUS Ultra™, Talon Grip™, TechAngle®, TechLog™, Techmemory™, Techwrench®, TORQLOG®, TORQOMETER®, Torque Tester™, Training Solutions®, TransDrive™ logo, Trans-Drive™, TransKare™, Vantage PRO™, Versameter™, Versatest™, Versatorq®, Versatorq1, VERUS®, THEBIS™.

Listed below are some other trademarks which appear throughout this catalog. They are the sole property of the owners.

4Runner®, Accord®, ACR®, Aerostar®, ARO®, Astro®, Avalanche®, Beetle®, Bonneville®, Boxster®, Bravada®, Cadillac®, Camaro®, Camry®, Caprice®, Caravan®, Cayenne®, Cherokee®, Civic®, Corolla®, Corvette®, Crossfire®, Crown Victoria®, DeVille®, Durango®, Element®, Envoy®, EOS®, Escalade®, Escort®, Fiesta®, Grand Am®, Grand Cherokee®, Grand Prix®, HHR®, Highlander®, Hummer®, Intrepid®, ION®, Jetta®, Latch-on®, Magnum®, Malibu®, Maxima®, Monte Carlo®, Mustang®, Odyssey®, Panamera®, Passat®, Phillips®, Prelude®, Rabbit®, Ram®, Silverado®, Solstice®, Suburban®, Tahoe®, Tempo®, Thunderbird®, Torx®, Velcro®, Vibe®, Windstar®.

All other marks are trademarks of their respective holders.

Showing Millimeter Sizes, Fractional and Decimal Inch Sizes, and Drill Number Sizes

Note: To convert from inches to millimeters, multiply by 25.4; to convert from millimeters to inches, multiply by 0.03937

M	DE	F	DN	M	DE	F	DN	M	DE	F	DN	M	DE	F	DN	M	DE	F	M	DE	F
0.10	0.0039	—	—	1.85	0.0728	—	—	—	0.1660	—	19	7.25	0.2854	—	—	13.49	0.5313	17/32	35.00	1.3780	—
0.15	0.0059	—	—	—	0.0730	—	49	4.25	0.1673	—	—	7.30	0.2874	—	—	13.50	0.5315	—	36.00	1.4173	—
0.20	0.0079	—	—	1.90	0.0748	—	—	4.30	0.1693	—	—	—	0.2900	—	L	13.89	0.5469	35/64	36.51	1.4375	1 7/16
0.25	0.0098	—	—	—	0.0760	—	48	—	0.1695	—	18	7.40	0.2913	—	—	14.00	0.5512	—	37.00	1.4567	—
0.30	0.0118	—	—	1.95	0.0768	—	—	4.37	0.1719	11/64	—	—	0.2950	—	M	14.29	0.5625	9/16	38.00	1.4961	—
—	0.0135	—	80	1.98	0.0781	5/64	—	—	0.1730	—	17	7.50	0.2953	—	—	14.50	0.5709	—	38.10	1.5000	1 1/2
0.35	0.0138	—	—	—	0.0785	—	47	4.40	0.1732	—	—	7.54	0.2969	19/64	—	14.68	0.5781	37/64	39.00	1.5354	—
—	0.0145	—	79	2.00	0.0787	—	—	—	0.1770	—	16	7.60	0.2992	—	—	15.00	0.5906	—	39.69	1.5625	1 9/16
0.40	0.0156	1/64	—	2.05	0.0807	—	—	4.50	0.1772	—	—	—	0.3020	—	N	15.08	0.5938	19/32	40.00	1.5748	—
0.40	0.0157	—	—	—	0.0810	—	46	—	0.1800	—	15	7.70	0.3031	—	—	15.48	0.6094	39/64	41.00	1.6142	—
—	0.0160	—	78	—	0.0820	—	45	4.60	0.1811	—	—	7.75	0.3051	—	—	15.50	0.6102	—	41.28	1.6250	1 5/8
0.45	0.0177	—	—	2.10	0.0827	—	—	—	0.1820	—	14	7.80	0.3071	—	—	15.88	0.6250	5/8	42.00	1.6535	—
—	0.0180	—	77	2.15	0.0846	—	—	4.70	0.1850	—	13	7.90	0.3110	—	—	16.00	0.6299	—	42.86	1.6875	1 11/16
0.50	0.0197	—	—	—	0.0860	—	44	4.75	0.1870	—	—	7.94	0.3125	5/16	—	16.27	0.6406	41/64	43.00	1.6929	—
—	0.0200	—	76	2.20	0.0866	—	—	4.76	0.1875	3/16	—	8.00	0.3150	—	—	16.50	0.6496	—	44.00	1.7323	—
—	0.0210	—	75	2.25	0.0886	—	—	4.80	0.1890	—	12	—	0.3160	—	O	16.67	0.6563	21/32	44.45	1.7500	1 3/4
0.55	0.0217	—	—	—	0.0890	—	43	—	0.1910	—	11	8.10	0.3189	—	—	17.00	0.6693	—	45.00	1.7717	—
—	0.0225	—	74	2.30	0.0906	—	—	4.90	0.1929	—	—	8.20	0.3228	—	—	17.07	0.6719	43/64	46.00	1.8110	—
0.60	0.0236	—	—	2.35	0.0925	—	—	—	0.1935	—	10	—	0.3230	—	P	17.46	0.6875	11/16	46.04	1.8125	1 13/16
—	0.0240	—	73	—	0.0935	—	42	—	0.1960	—	9	8.25	0.3248	—	—	17.50	0.6890	—	47.00	1.8504	—
—	0.0250	—	72	2.38	0.0938	3/32	—	5.00	0.1969	—	—	8.30	0.3268	—	—	17.86	0.7031	45/64	47.63	1.8750	1 7/8
0.65	0.0256	—	—	2.40	0.0945	—	—	—	0.1990	—	8	8.33	0.3281	21/64	—	18.00	0.7087	—	48.00	1.8898	—
—	0.0260	—	71	—	0.0960	—	41	5.10	0.2008	—	—	8.40	0.3307	—	—	18.26	0.7188	23/32	49.00	1.9291	—
0.70	0.0276	—	—	2.45	0.0965	—	—	—	0.2010	—	7	—	0.3320	—	Q	18.50	0.7283	—	49.21	1.9375	1 15/16
—	0.0280	—	70	—	0.0980	—	40	5.16	0.2031	13/64	—	8.50	0.3346	—	—	18.65	0.7344	47/64	50.00	1.9685	—
—	0.0292	—	69	2.50	0.0984	—	—	—	0.2040	—	6	8.60	0.3386	—	—	19.00	0.7480	—	50.80	2.0000	2
0.75	0.0295	—	—	—	0.0995	—	39	5.20	0.2047	—	—	—	0.3390	—	R	19.05	0.7500	3/4	51.00	2.0079	—
—	0.0310	—	68	—	0.1015	—	38	—	0.2055	—	5	8.70	0.3425	—	—	19.45	0.7656	49/64	52.00	2.0472	—
0.79	0.0313	1/32	—	2.60	0.1024	—	—	5.25	0.2067	—	—	8.73	0.3438	11/32	—	19.50	0.7677	—	52.39	2.0625	2 1/16
0.80	0.0315	—	—	—	0.1040	—	37	5.30	0.2087	—	—	8.75	0.3445	—	—	19.84	0.7813	25/32	53.00	2.0866	—
—	0.0320	—	67	2.70	0.1063	—	—	—	0.2090	—	4	8.80	0.3465	—	—	20.00	0.7874	—	53.98	2.1250	2 1/8
—	0.0330	—	66	—	0.1065	—	36	5.40	0.2126	—	—	—	0.3480	—	S	20.24	0.7969	51/64	54.00	2.1260	—
0.85	0.0335	—	—	2.75	0.1083	—	—	—	0.2130	—	3	8.90	0.3504	—	—	20.50	0.8071	—	55.00	2.1654	—
—	0.0350	—	65	2.78	0.1094	7/64	—	5.50	0.2165	—	—	9.00	0.3543	—	—	20.64	0.8125	13/16	55.56	2.1875	2 3/16
0.90	0.0354	—	—	—	0.1100	—	35	5.56	0.2188	7/32	—	—	0.3580	—	T	21.00	0.8268	—	56.00	2.2047	—
—	0.0360	—	64	2.80	0.1102	—	—	5.60	0.2205	—	—	9.10	0.3583	—	—	21.03	0.8281	53/64	57.00	2.2441	—
—	0.0370	—	63	—	0.1110	—	34	—	0.2210	—	2	9.13	0.3594	23/64	—	21.43	0.8438	27/32	57.15	2.2500	2 1/4
0.95	0.0374	—	—	—	0.1130	—	33	5.70	0.2244	—	—	9.20	0.3622	—	—	21.50	0.8465	—	58.00	2.2835	—
—	0.0380	—	62	2.90	0.1142	—	—	5.75	0.2264	—	—	9.25	0.3642	—	—	21.83	0.8594	55/64	58.74	2.3125	2 5/16
—	0.0390	—	61	—	0.1160	—	32	—	0.2280	—	1	9.30	0.3661	—	—	22.00	0.8661	—	59.00	2.3228	—
1.00	0.0394	—	—	3.00	0.1181	—	—	5.80	0.2283	—	—	—	0.3680	—	U	22.23	0.8750	7/8	60.00	2.3622	—
—	0.0400	—	60	—	0.1200	—	31	5.90	0.2323	—	—	9.40	0.3701	—	—	22.50	0.8858	—	60.33	2.3750	2 3/8
—	0.0410	—	59	3.10	0.1220	—	—	—	0.2340	—	A	9.50	0.3740	—	—	22.62	0.8906	57/64	61.00	2.4016	—
1.05	0.0413	—	—	3.18	0.1250	1/8	—	5.95	0.2344	15/64	—	9.53	0.3750	3/8	—	23.00	0.9055	—	61.91	2.4375	2 7/16
—	0.0420	—	58	3.20	0.1260	—	—	6.00	0.2362	—	—	—	0.3770	—	V	23.02	0.9063	29/32	62.00	2.4409	—
—	0.0430	—	57	3.25	0.1280	—	—	—	0.2380	—	B	9.60	0.3780	—	—	23.42	0.9219	59/64	63.00	2.4803	—
1.10	0.0433	—	—	—	0.1285	—	30	6.10	0.2402	—	—	9.70	0.3819	—	—	23.50	0.9252	—	63.50	2.5000	2 1/2
1.15	0.0453	—	—	3.30	0.1299	—	—	—	0.2420	—	C	9.75	0.3838	—	—	23.81	0.9375	15/16	64.00	2.5197	—
—	0.0465	—	56	3.40	0.1339	—	—	6.20	0.2441	—	—	9.80	0.3858	—	—	24.00	0.9449	—	65.00	2.5591	—
1.19	0.0469	3/64	—	—	0.1360	—	29	6.25	0.2460	—	D	—	0.3860	—	W	24.21	0.9531	61/64	65.09	2.5625	2 9/16
1.20	0.0472	—	—	3.50	0.1378	—	—	6.30	0.2480	—	—	9.90	0.3898	—	—	24.50	0.9646	—	66.00	2.5984	—
1.25	0.0492	—	—	—	0.1405	—	28	6.35	0.2500	1/4	E	9.92	0.3906	25/64	—	24.61	0.9688	31/32	66.68	2.6250	2 5/8
1.30	0.0512	—	—	3.57	0.1406	9/64	—	6.40	0.2520	—	—	10.00	0.3937	—	—	25.00	0.9843	—	67.00	2.6378	—
—	0.0520	—	55	3.60	0.1417	—	—	6.50	0.2559	—	—	—	0.3970	—	X	25.00	0.9844	63/64	68.00	2.6772	—
1.35	0.0531	—	—	—	0.1440	—	27	—	0.2570	—	F	—	0.4040	—	Y	25.40	1.0000	1	68.26	2.6875	2 11/16
—	0.0550	—	54	3.70	0.1457	—	—	6.60	0.2598	—	—	10.32	0.4063	13/32	—	26.00	1.0236	—	69.00	2.7165	—
1.40	0.0551	—	—	—	0.1470	—	26	—	0.2610	—	G	—	0.4130	—	Z	26.99	1.0625	1 1/16	69.85	2.7500	2 3/4
1.45	0.0571	—	—	3.75	0.1476	—	—	6.70	0.2638	—	—	10.50	0.4134	—	—	27.00	1.0630	—	70.00	2.7559	—
1.50	0.0591	—	—	—	0.1495	—	25	6.75	0.2656	17/64	—	10.72	0.4219	27/64	—	28.00	1.1024	—	71.00	2.7953	—
—	0.0595	—	53	3.80	0.1496	—	—	6.75	0.2657	—	—	11.00	0.4331	—	—	28.58	1.1250	1 1/8	71.44	2.8125	2 13/16
1.55	0.0610	—	—	—	0.1520	—	24	—	0.2660	—	H	11.11	0.4375	7/16	—	29.00	1.1417	—	72.00	2.8346	—
1.59	0.0625	1/16	—	3.90	0.1535	—	—	6.80	0.2677	—	—	11.50	0.4528	—	—	30.00	1.1811	—	73.00	2.8740	—
1.60	0.0630	—	—	—	0.1540	—	23	6.90	0.2717	—	—	11.51	0.4531	29/64	—	30.16	1.1875	1 3/16	73.03	2.8750	2 7/8
—	0.0635	—	52	3.97	0.1563	5/32	—	—	0.2720	—	I	11.91	0.4688	15/32	—	31.00	1.2205	—	74.00	2.9134	—
1.65	0.06																				



Top 50 Franchise
2022 Franchise 500
FranchiseBusinessREVIEW



Snap-on Tools Company LLC, Kenosha, WI
Minnesota Franchise Registration No. F-2327




DO YOU KNOW SOMEONE WHO'S READY TO OWN IT?

You know Snap-on as the best tool brand in the world. Did you know it's also a great business opportunity? If you know someone who is looking to move into the driver's seat, send them to SnaponFranchise.com where they can find out if they have what it takes to "own it."

- Entrepreneur Franchise 500 Top Tool Franchise
- #1 tool brand in the world
- Extensive initial training
- Financing may be available through Snap-on Credit
- Proven business model



SnaponFranchise.com



BlueSoHo
1st Proof

Initial Production: KK Date: 8/29 Proofread: _____ Date: _____

Design: _____ Date: _____ Production: _____ Date: _____



Snap-on is a trademark, registered in the United States and other countries, of Snap-on Incorporated. All rights reserved.
©Snap-on Incorporated 2017. All other marks are trademarks of their respective holders.



To learn more about Snap-on,
talk to your Franchisee or
other sales representative,
or visit snapon.com

